

Andreev spin qubits based on the helical edge states of magnetically doped two-dimensional topological insulators

Edoardo Latini,^{*} Fausto Rossi,[†] and Fabrizio Dolcini[‡]

Dipartimento di Scienza Applicata e Tecnologia del Politecnico di Torino, I-10129 Torino, Italy

(Dated: February 2, 2026)

We show that Andreev spin qubits can be realized in a Josephson junction based on the helical edge states of a two-dimensional topological insulator (quantum spin Hall system) proximized by superconducting films, in the presence of magnetic doping. We demonstrate that the electrical dipole transitions between the Andreev spin states induced by the magnetic doping can be harnessed to optically manipulate the Andreev spin qubit by microwave radiation pulses. We numerically simulate the realization of NOT and Hadamard quantum logic gates, and discuss implementations in realistic setups.

I. INTRODUCTION

Andreev spin qubits (ASQs) represent one of the most promising proposals of solid state platforms for quantum information processing. In an ASQ, a doublet of spin-split Andreev bound states (ABSs) is designed through a Josephson junction (JJ) where the weak link is characterized by spin-orbit coupling [1, 2]. As compared to qubit realizations based on conventional quantum dots, an ASQ exhibits several compelling benefits. The discrete ABSs emerge from the superconductor gap rather than electrical confinement, making electron-electron interaction effects negligible. Moreover, the readout of the ASQ quantum state can be achieved by measuring the dissipationless current flowing through the JJ [3–5]. Finally, the spin degree of freedom is usually expected to be more robust to environmental decoherence than charge [6, 7], and spin-flip error correction architectures have also been recently proposed [8].

So far, implementations of ASQs have been theoretically investigated [9, 10] and experimentally realized [11–17] mainly in semiconductor nanowires with strong spin-orbit coupling contacted to two superconducting banks. Evidence of the resulting spin-split ABSs in the weak link was observed, and the possibility to control, readout and manipulate the spin qubit via microwave radiation was in principle demonstrated [12–15, 17]. However, in view of scalable quantum architectures a major limitation of this platform is the relatively short decoherence time (tens of ns) arising from a spin noisy environment. This is attributed to the fact that the nanowire weak link is typically based on Indium (e.g. InAs), an element characterized by a large nuclear spin, which via hyperfine interaction acts as a spin bath causing decoherence on the ASQ [8, 13, 14, 17, 18].

During the past year, various strategies to circumvent these difficulties have been proposed. On the one hand, it has been argued that replacing InAs nanowires with a

Germanium two-dimensional hole gas could reduce decoherence by isotopic purification [19]. However, the realization of Ge-based JJs is quite recent and, at the moment, is limited to planar junctions [20, 21], which do not exhibit discrete ABSs. On the other hand, spin relaxation is predicted to be suppressed by shunting the ASQ with a capacitor, but only provided that the conditions for the Franck-Condon blockade are fulfilled [22]. Other proposals for ASQs require external magnetic field [23] or ad hoc configurations such as three-terminal devices [24] or Corbino-geometries [25]. Thus, the search for a convincing alternative to the current nanowire implementation of ASQs still remains a challenging open problem.

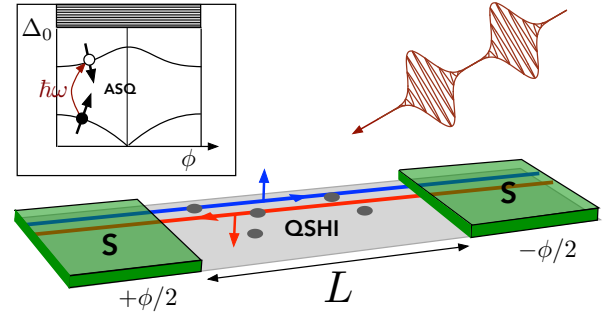


FIG. 1. Scheme of realization of an ASQ based on a two-dimensional topological insulator: A helical Josephson junction realized by proximating the helical edge states of a QSHI with s -wave superconducting (S) films. The presence of magnetic doping (black spots) induces electric dipole transitions between the ABSs localized in the weak link (inset), enabling optical control of the qubit via coupling with an electromagnetic radiation.

Here, we propose a quite different platform for ASQs, based on JJs realized with a two-dimensional topological insulator, namely a quantum spin Hall insulator (QSHI) [26–29]. This peculiar state of matter, which has been experimentally observed in HgTe/CdTe [30–33] quantum wells, in InAs/GaSb [34, 35] bilayers, as well as in WTe₂ monolayers [36–38], exhibits interesting features that are quite promising for ASQ implementations. First, JJs realized with QSHI are already state-of-the-art

^{*} edoardo.latini@polito.it

[†] fausto.rossi@polito.it

[‡] fabrizio.dolcini@polito.it

technology [39–43]. Second, since spin-orbit coupling is the effect underlying the topological transition in these systems, the topological edge states are helical, namely their propagation direction is locked to the spin orientation. As a consequence, the ABSs emerging in a helical JJ are naturally spin-split, providing a built-in platform to realize ASQs. Moreover, the electronic conducting states emerging at the boundaries of a QSHI are robust to time-reversal symmetric perturbations, due to their topological protection [26–30]. Furthermore, they are effectively robust to inelastic phonon coupling [44], and their hyperfine interaction is small, especially in HgTe realizations [45–47].

The manipulation of an ASQ is customarily performed via coupling to a microwave radiation. However, as is well known, electric dipole transitions between helical-based ABSs are a priori forbidden by selection rules imposed by their very helical nature. Magnetic dipole transitions, relying on the Zeeman coupling with circularly polarized radiation [48–50], are typically very weak and would not be suitable mechanism to enable fast operations on an ASQ. The recently realized magnetic doping of two-dimensional topological insulators might turn the tide in this respect [42, 51]. The effects of magnetic impurities on QSHI have been analyzed in various contexts, such as the realization of quantum anomalous Hall effect [52, 53], the localization of Majorana quasiparticles [54], and their interplay with Coulomb interaction [55–60]. However, as we shall show, when a QSHI is embedded in a JJ, the presence of magnetic impurities also alters the spin texture of the ABSs, leading to non vanishing electric dipole transition amplitudes and thereby opening up the possibility to optically manipulate the ASQ. The scheme of the proposed setup is depicted in Fig.1. A JJ, realized by proximizing a pair of counterpropagating helical states of a QSHI with two *s*-wave superconductors, hosts ABS localized within the weak link of length L (see the inset). The ABSs are spin non degenerate, due to the helical nature of the edge states, and realize the ASQ. The dark spots present in Fig.1 along the edge describe magnetic impurities, while radiation pulses shed on the weak link enable one to optically control the ASQ.

The paper is organized as follows. In Sec.II we present the model for the ASQ, the resulting ABSs and their spin texture. Then, in Sec.III we analyze the coupling of the ASQ to an electromagnetic radiation, and present a detailed study of the electric dipole transition amplitude as a function of the spatial extension of the doping and the transparency of the junction. Then, in Sec.IV, we present our results about the optical manipulation of the ASQ, showing that it is possible to implement the NOT and Hadamard quantum gates by suitably applied electromagnetic pulses. We discuss our results in Sec.V, where we propose possible experimental realizations with state of the art technology, we address the quantum state preparation and the dissipation and decoherence effects. Finally, in Sec.VI we draw our conclusions.

II. THE MODEL

A. Hamiltonian of the system

We consider a pair of one-dimensional counter-propagating states flowing along the edge of a QSHI. As is customary, within the bulk gap of the topological insulator, the spectrum of the edge states can be fairly assumed to be linear and characterized by a Fermi velocity v_F . Moreover, the helical nature of such topological edge states implies that their spin orientation is locked to the propagation direction. For definiteness, we shall assume that right- and left-moving electrons are characterized by spin- \uparrow and spin- \downarrow , respectively, and are described by the massless Dirac fermion Hamiltonian in 1+1 dimensions

$$\mathcal{H}_{hel} = \int dx (\psi_{\uparrow}^{\dagger}, \psi_{\downarrow}^{\dagger}) (v_F p_x \sigma_z - \mu) \begin{pmatrix} \psi_{\uparrow} \\ \psi_{\downarrow} \end{pmatrix}, \quad (1)$$

where $\psi_{\uparrow}(x)$ and $\psi_{\downarrow}(x)$ denote the electron field operators, $p_x = -i\hbar\partial_x$ is the momentum operator, σ_z the Pauli matrix acting on spin space, and μ the chemical potential.

The deposition of two *s*-wave superconducting films on the QSHI induces by proximity effect a superconducting pairing along the two helical regions underneath, which are separated by a mesoscopic weak link of non-proximized helical states, with a length L , as depicted in Fig.1. The resulting superconducting pairing is described by the Hamiltonian term

$$\mathcal{H}_{SC} = \int dx \left(\Delta(x) \psi_{\uparrow}^{\dagger} \psi_{\downarrow}^{\dagger} + \Delta^*(x) \psi_{\downarrow} \psi_{\uparrow} \right) \quad (2)$$

where

$$\Delta(x) = \Delta_0 \begin{cases} e^{i\phi/2} & x < -L/2 \\ 0 & |x| < L/2 \\ e^{-i\phi/2} & x > +L/2 \end{cases}. \quad (3)$$

Here, $\Delta_0 > 0$ is the magnitude of the induced pairing, while ϕ denotes the superconducting phase difference.

The presence of a magnetic disorder inside the weak link is accounted for by a term

$$\mathcal{H}_M = \int dx (\psi_{\uparrow}^{\dagger}, \psi_{\downarrow}^{\dagger}) \mathbf{m}(x) \cdot \boldsymbol{\sigma} \begin{pmatrix} \psi_{\uparrow} \\ \psi_{\downarrow} \end{pmatrix}, \quad (4)$$

where $\boldsymbol{\sigma} = (\sigma_x, \sigma_y, \sigma_z)$ denotes the vector of the three Pauli matrices, and $\mathbf{m}(x)$ is a space-dependent magnetization vector. By construction, such term breaks time-reversal symmetry explicitly. However, while the m_z component is parallel to the natural spin orientation z -axis of the helical states [see Eq.(1)], the orthogonal m_x and m_y components can induce backscattering of the helical states. As we shall see, this affects the spin texture of the ABSs characterizing the JJ.

By introducing the Nambu spinor $\Psi = (\psi_\uparrow, \psi_\downarrow, \psi_\uparrow^\dagger, -\psi_\downarrow^\dagger)^T$, the Hamiltonian

$$\mathcal{H}_0 = \mathcal{H}_{hel} + \mathcal{H}_{SC} + \mathcal{H}_M \quad (5)$$

can be rewritten, up to a constant, in the Bogoliubov de Gennes (BdG) form $\mathcal{H}_0 = (1/2) \int \Psi^\dagger(x) H_{\text{BdG}}(x) \Psi(x) dx$, where

$$H_{\text{BdG}}(x) = \begin{pmatrix} H_e(x) & \Delta(x)\sigma_0 \\ \Delta^*(x)\sigma_0 & H_h(x) \end{pmatrix} \quad (6)$$

is the BdG Hamiltonian, with

$$H_e(x) = v_F \sigma_z p_x - \mu \sigma_0 + \mathbf{m}(x) \cdot \boldsymbol{\sigma}, \quad (7a)$$

$$H_h(x) = -\mathcal{T} H_e \mathcal{T}^{-1} = -\sigma_y (H_e)^* \sigma_y = -v_F \sigma_z p_x + \mu \sigma_0 + \mathbf{m}(x) \cdot \boldsymbol{\sigma} \quad (7b)$$

denoting the electron(e) and hole(h) sector diagonal blocks, respectively. Here, σ_0 is the 2×2 identity matrix in spin space, and $\mathcal{T} = -i\sigma_y K$ is the time-reversal operator, with K denoting the complex conjugation. By re-expressing the Nambu field Ψ in terms of the eigenfunction set $\Phi_i(x)$ of the BdG Hamiltonian (6)

$$\Psi(x) = \sum_{E_i \geq 0} \left(\Phi_i^{(+)}(x) \gamma_i + \Phi_i^{(-)}(x) \gamma_i^\dagger \right), \quad (8)$$

the Hamiltonian \mathcal{H}_0 can be brought to the diagonal form of a two-level system collection

$$\mathcal{H} = \sum_{E_i \geq 0} E_i(\phi) \left(\gamma_i^\dagger \gamma_i - \frac{1}{2} \right), \quad (9)$$

with γ_i denoting fermionic Bogoliubov quasi-particle operators. In Eq.(8), $\Phi_i^{(+)}(x) = (u_{\uparrow,i}, u_{\downarrow,i}, v_{\downarrow,i}, v_{\uparrow,i})^T(x)$

denote the eigenfunctions of the BdG Hamiltonian (6) with positive eigenvalues $E_i \geq 0$ (discrete and continuous spectrum), while $\Phi_i^{(-)}(x) = (\tau_y \otimes \sigma_y)(\Phi_i^{(+)}(x))^*$ are their charge-conjugated, which have energies $-E_i$.

B. Andreev bound states

Due to the helical nature of the QSHI edge states, the ABSs, labeled by $i = 1, \dots, N$, are non degenerate in spin. They are characterized by a discrete subgap spectrum $0 \leq E_i(\phi) < \Delta_0$ and by wavefunctions $\Phi_i(x)$ localized in the weak link. As is well known, the ABSs can be determined by combining the particle-hole Andreev scattering induced by the magnetic doping present in the weak link [61]. Indeed any static magnetic disorder with *arbitrary* profile $\mathbf{m}(x)$ can be described in terms of a unitary scattering matrix. Specifically, the electron scattering matrix $S_e(E)$, characterized by transmission amplitudes t_e, t'_e and reflection amplitudes r_e, r'_e , can always be expressed in the form

$$S_e(E) = \begin{pmatrix} r_e(E) & t'_e(E) \\ t_e(E) & r'_e(E) \end{pmatrix} = e^{i\Gamma_m(E)} \begin{pmatrix} -i e^{+i\Theta_m(E)} \sqrt{1-T_E} & e^{i\chi_m(E)} \sqrt{T_E} \\ e^{-i\chi_m(E)} \sqrt{T_E} & -i e^{-i\Theta_m(E)} \sqrt{1-T_E} \end{pmatrix}, \quad (10)$$

where $T_E = |t_e|^2 = |t'_e|^2$ and $R_E = 1 - T_E$ denote the energy-dependent transmission and reflection coefficients, respectively, while Γ_m , Θ_m and χ_m are complex phase parameters. For holes, the scattering matrix is obtained as

$$S_h(E) = -\sigma_z S_e^*(-E) \sigma_z. \quad (11)$$

The equation for the ABS energy levels is [54]

$$\cos^2 \left[\arccos \frac{E}{\Delta_0} - \frac{EL}{\hbar v_F} - \Gamma_m^A(E) \right] = \frac{1}{2} \left(1 - \sqrt{R_E R_{-E}} \cos(2\Theta_m^A(E)) + \sqrt{T_E T_{-E}} \cos(\phi - 2\chi_m^S(E)) \right) \quad (12)$$

where

$$\begin{cases} \Theta_m^A(E) &= \frac{1}{2}(\Theta_m(E) - \Theta_m(-E)) \\ \Gamma_m^A(E) &= \frac{1}{2}(\Gamma_m(E) - \Gamma_m(-E)) \\ \chi_m^S(E) &= \frac{1}{2}(\chi_m(E) + \chi_m(-E)) \end{cases} \quad (13)$$

are determined by the parameters characterizing the scattering matrix in Eq.(10).

As compared to the studies on JJs that aim to determine the current-phase relation of the Josephson current, two important aspects are worth noticing for the present

problem of ASQ realizations. Firstly, designing a qubit requires to deal with a limited number of ABSs only. Indeed, while at least two ABS are needed to realize a two-level system, the presence of too many levels would be detrimental, for their energy separation would be too small to enable the selective optical manipulation of the quantum state. The number of ABS are known to depend on the ratio

$$\lambda = \frac{L}{\xi_S} = \frac{\Delta_0}{\hbar v_F / L} \quad (14)$$

of the weak link length L to the superconducting coherence length $\xi_S = \hbar v_F / \Delta_0$. Typically, analytical results

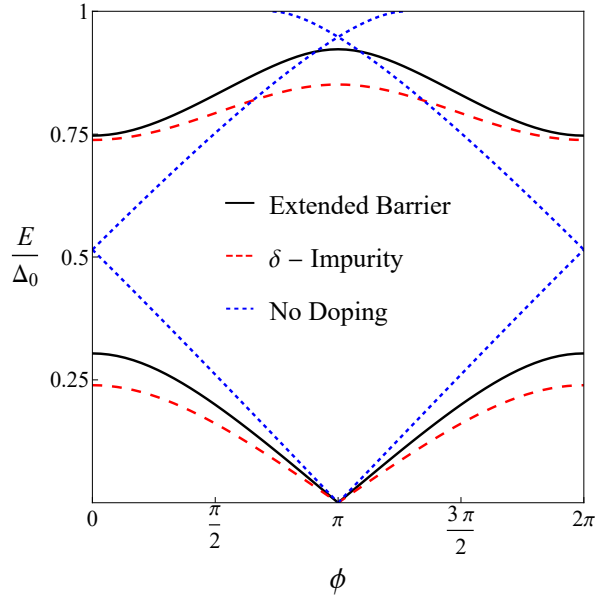


FIG. 2. The ABS energy levels as a function of the superconducting phase difference ϕ are shown for a helical JJ with a length parameter $\lambda = 2$, in the presence of a ferromagnetic barrier, characterized by a parameter $\alpha = m_{\perp} L_m / \hbar v_F = 1$, for chemical potential value $\mu = \Delta_0/2$. The black solid curve and the dashed red curve describe the cases of extended and localized magnetic disorder, respectively. As a comparison, the dotted blue curve depicts the ABS in the absence of any magnetic disorder.

can be obtained in the limits of either short junction ($L \ll \xi_S$) [62], where only one ABS is present, or long junction ($L \gg \xi_S$) [63], where many closely spaced energy levels are present. For an ASQ, however, one has to operate in the *intermediate* length regime, where $L \sim \xi_s$, and determine the ABS spectrum $E_i(\phi)$ by solving Eq.(12) numerically. The second relevant aspect is that, while the Josephson current only requires to find the eigenvalues $E_i(\phi)$, modelling an ASQ also implies to determine the ABS *eigenfunctions* $\Phi_i(x)$. Indeed, the optical manipulation of the ASQ crucially depends on their inter-ABS electric dipole transition amplitudes, i.e. the overlap integrals of the current between pairs of different $\Phi_i(x)$'s. In helical states, current is closely related to spin, which therefore plays an important role in optical selection rules, as we shall discuss now.

In the absence of any magnetic doping, the helical nature of the QSHI edge states implies that each ABS wavefunction $\Phi_i(x)$ is an eigenfunction of the z -component of the spin operator. One has either spin- \uparrow ABS, i.e. excitations characterized by the combination of spin- \uparrow particles and spin- \downarrow holes, or spin- \downarrow ABS, i.e. excitations characterized by the combination of spin- \downarrow particles and spin- \uparrow holes. In this case, spin selection rules forbid any electric dipole transitions between opposite spin states, and it is not possible to manipulate the ASQ.

The presence of magnetic disorder is the mechanism to circumvent this problem. Specifically, the m_x and m_y components that are orthogonal to the natural spin orientation axis alter the spin texture of the ABS enabling optical transitions. In order to model this effect, we shall for definiteness consider the case of a magnetic barrier

$$\mathbf{m}(x) = \begin{cases} m_{\perp} \sigma_x & x_0 - \frac{L_m}{2} < x < x_0 + \frac{L_m}{2} \\ 0 & \text{otherwise} \end{cases} \quad (15)$$

where L_m and x_0 denote the length and the center of the magnetic barrier inside the weak link, respectively, while the additional conditions $-L/2 < x_0 - L_m/2$ and $x_0 + L_m/2 < L/2$ ensure that the barrier is inside the weak link. Two cases are noteworthy. While the limit of a narrow and high barrier, $L_m \rightarrow 0, m_{\perp} \rightarrow \infty$, with keeping the “area” parameter $\alpha = m_{\perp} L_m / \hbar v_F$ constant, describes the case of one single δ -like magnetic impurity located at a generic position x_0 , the case $L_m \rightarrow L$ (with $x_0 \rightarrow 0$) can effectively mimic the case of magnetic disorder uniformly distributed along the entire weak link. For these two limiting cases, the two ABS present in an intermediate length Josephson junction ($L = 2\xi_S$) are shown by the solid black curve and the dashed red curve depicted in Fig.2. For a comparison, the dotted blue curve illustrates the ABS in the absence of any magnetic disorder (clean helical JJ). As one can see, the zero-energy crossing of the lower ABS at $\phi = \pi$ is robust to the presence of magnetic disorder. This is known to be a hallmark of a topological JJ [64–68] and is in striking contrast with the behavior of conventional JJs [69].

We emphasize that the ABS wavefunctions Φ_1 and Φ_2 are mutually *orthogonal*, since they are eigenfunctions of the BdG Hamiltonian (6) related to two different eigenvalues E_1 and E_2 . Thus, they represent the quantum computational states $|0\rangle$ and $|1\rangle$ of the ASQ. At a given superconducting phase bias ϕ , the energy difference between the two ABSs determines the frequency $\omega = (E_2 - E_1)/\hbar$ of the radiation enabling the optical manipulation of the ASQ state. As one can see from Fig.2, such energy difference is maximal for $\phi = \pi$ and minimal at phase difference $\phi = 0, 2\pi$. This might at first suggest that the optimal value of ϕ for optical manipulation is π . However, as we shall see in the next section, the optical transition amplitudes depend on ϕ in a way opposite to the energy gap. Both these aspects have to be taken into account in investigating the ASQ optical manipulation.

For each discrete ABS eigenvalue $E_i(\phi)$, we have determined the related eigenfunction $\Phi_i(x)$. While details about the explicit computation are given in the Appendix A, here we would like to discuss the spatial profile of their spin density, defined as

$$S_{\alpha}^{(i)}(x) = \Phi_i^{\dagger}(x) \Sigma_{\alpha} \Phi_i(x) \quad \alpha = x, y, z, \quad (16)$$

where $\Sigma_{\alpha} = \tau_0 \otimes \sigma_{\alpha}$ are the spin-operators in Nambu formalism. The result for the case of a JJ with two ABSs

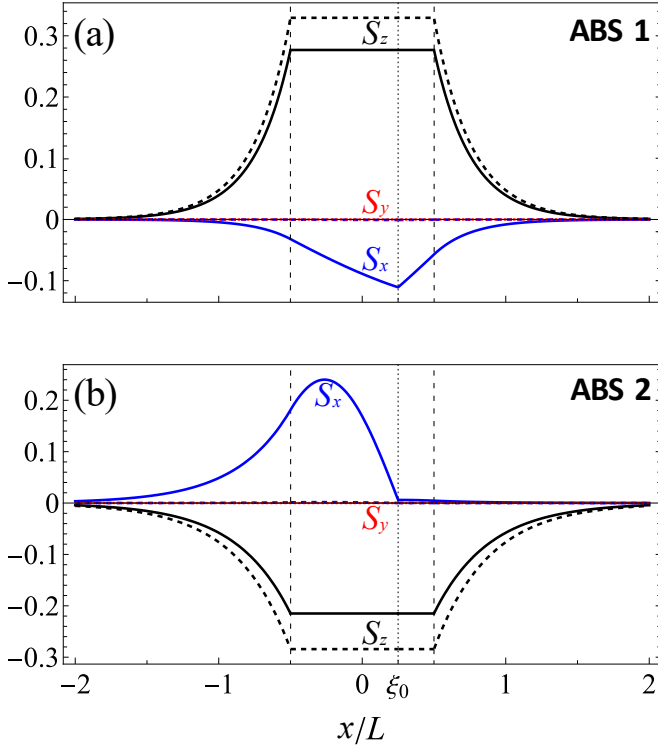


FIG. 3. Spatial profile of the three spin density components S_x, S_y, S_z (in units of $1/L$), for the two ABSs present in a weak link with length parameter $\lambda = 2$. The vertical dashed lines at $x/L = \pm 1/2$ are a guide to the eye to identify the weak link region. The value of the superconducting phase difference is $\phi = \pi/2$. The solid curves refer to the case of the presence of a magnetic δ -impurity located at $\xi_0 = x_0/L = 1/4$, while the thick dashed curves depict, for comparison, the case of a clean JJ without magnetic disorder, where S_z is the only non vanishing component.

Φ_1 and Φ_2 is illustrated in the two panels (a) and (b) of Fig.3, respectively. In each panel, the dashed vertical dotted lines at $x/L = \pm 1/2$ are a guide to the eye to identify the JJ weak link, and the three solid curves describe the three components S_α of the spin density, in the presence of a magnetic δ -impurity located at $\xi_0 = x_0/L$. For a comparison, the thin dashed curves describe the case of a clean JJ, where S_z is the only non-vanishing component, since the ABS are eigenstates of Σ_z . As one can see, the presence of the magnetic impurity alters the spin texture of the ABS, decreasing the magnitude of the S_z component and introducing a $S_x \neq 0$ component, which exhibits a singularity at the impurity location ξ_0 (marked by a vertical thin dotted line).

III. COUPLING TO ELECTROMAGNETIC RADIATION AND OPTICAL TRANSITION AMPLITUDES

We now consider a full Hamiltonian

$$\mathcal{H} = \mathcal{H}_0 + \mathcal{H}' \quad , \quad (17)$$

where \mathcal{H}_0 is given by Eq.(5), while the additional time-dependent term

$$\mathcal{H}' = - \int dx \mathcal{J}(x) A(x, t) \quad (18)$$

describes the coupling of the helical states to an electromagnetic radiation. Here, $A(x, t)$ is the vector potential describing an electric field pulse $E(x, t) = -\partial_t A(x, t)$ in I.S. units, while

$$\begin{aligned} \mathcal{J}(x) &= ev_F \left(\psi_\uparrow^\dagger(x) \psi_\uparrow(x) - \psi_\downarrow^\dagger(x) \psi_\downarrow(x) \right) = \\ &= \frac{ev_F}{2} \Psi^\dagger(x) (\tau_0 \otimes \sigma_z) \Psi(x) \end{aligned} \quad (19)$$

is the current density operator, with e denoting the elementary charge and τ_0 the 2×2 identity in Nambu space. Equation (19) explicitly shows that the current operator contains the z -component $\Sigma_z = \tau_0 \otimes \sigma_z$ of the spin-operator in Nambu formalism. This implies that, differently from conventional materials, the spin texture of the ABS realized with QSHI edge states matters in determining optical transitions.

We shall now make the following assumptions. First, since the sub-THz frequency range related to the typical superconducting gap $\Delta_0 \lesssim 1 \text{ meV}$ corresponds to a wavelength of a few mm, i.e. far larger than the typical length $L \lesssim 1 \mu\text{m}$ of the junction, the electromagnetic pulse can be assumed to be spatially uniform, and the coupling term (18) can be approximated to

$$\mathcal{H}' \simeq -A(t) \int dx \mathcal{J}(x) \quad . \quad (20)$$

The second assumption is that, since the physical processes relevant to the ASQ occur in the energy range $0 \leq E < \Delta_0$ within the superconducting gap Δ_0 , the expansion (8) of the electron field operator in terms of all the eigenfunctions of the Bogoliubov de Gennes Equations can be well approximated by retaining only the N discrete ABS solutions, and neglecting the contribution from the continuum states ($E > \Delta_0$)

$$\Psi(x) \simeq \sum_{0 \leq E_j \leq \Delta_0} \left(\Phi_j^{(+)}(x) \gamma_j + \Phi_j^{(-)}(x) \gamma_j^\dagger \right) \quad . \quad (21)$$

This reduces the dimensionality of the problem to the essential degrees of freedom needed for the ASQ optical manipulation. Inserting Eq.(21) into Eq.(19), one can re-express the coupling \mathcal{H}' in the Bogoliubov quasiparticle

basis that diagonalizes the \mathcal{H}_0 term [see Eq.(9)], obtaining

$$\mathcal{H}' = -\frac{ev_F}{2}A(t) \sum_{0 \leq E_i, E_j < \Delta_0} \left(g_{ij}\gamma_i^\dagger\gamma_n - g_{ij}^*\gamma_i\gamma_j^\dagger + \tilde{g}_{ij}\gamma_i^\dagger\gamma_j^\dagger + \tilde{g}_{ij}^*\gamma_i\gamma_j \right) \quad (22)$$

where

$$g_{ij} = \int dx \left(\Phi_i^{(+)}(x) \right)^\dagger (\tau_0 \otimes \sigma_z) \Phi_j^{(+)}(x) \quad (23)$$

and

$$\tilde{g}_{ij} = \int dx \left(\Phi_i^{(+)}(x) \right)^\dagger ((-i\tau_y) \otimes \sigma_x) \left(\Phi_j^{(+)}(x) \right)^* \quad (24)$$

are dimensionless overlap integrals. The g_{ij} coefficients in Eq.(23), which by definition are bounded ($|g_{ij}| \leq 1$) and fulfill the property $g_{ji} = g_{ij}^*$, identify the matrix entries of the current density operator (19), divided by ev_F , between ABSs. In particular, a diagonal entry g_{ii} is related to the spatially averaged current carried by the i -th ABS, while the off-diagonal entries g_{ij} (with $i \neq j$) describe the processes of photo-excitation from the j -th ABS to the i -th ABS. As far as the \tilde{g}_{ij} are concerned, they are also bounded ($|\tilde{g}_{ij}| \leq 1$), fulfill $\tilde{g}_{ji} = -\tilde{g}_{ij}^*$, and represent the matrix entries of Eq.(19) between the charge conjugated of the j -th ABS and the i -th ABS. The \tilde{g}_{ij} physically describe photo-excitation from the superconducting condensate to a pair (i, j) of ABSs, as can be deduced from inspection of Eq.(22).

A. Single particle density matrix in Nambu formalism

The quantum state of the ASQ can be characterized by the $2N \times 2N$ single particle density matrix in Nambu formalism

$$\rho = \langle \Gamma^\dagger \otimes \Gamma \rangle = \begin{pmatrix} \rho^{ee} & \rho^{eh} \\ \rho^{he} & \rho^{hh} \end{pmatrix} \quad (25)$$

where the entries of the diagonal particle and hole blocks are

$$\rho_{ij}^{ee} = \langle \gamma_j^\dagger \gamma_i \rangle \quad \rho_{ij}^{hh} = \langle \gamma_j \gamma_i^\dagger \rangle, \quad (26)$$

while for the anomalous off-diagonal blocks one has

$$\rho_{ij}^{eh} = \langle \gamma_j \gamma_i \rangle \quad \rho_{ij}^{he} = \langle \gamma_j^\dagger \gamma_i^\dagger \rangle, \quad (27)$$

with $i, j = 1, \dots, N$ (number of ABSs). The fermionic nature of the operators γ_i 's implies that $\rho_{ii}^{eh} = \rho_{ii}^{he} = 0$.

It is possible to show that the single particle density matrix defined in Eq.(25) fulfills a Liouville – von Neumann Equation governed by the BdG Hamiltonian in

the γ -Bogoliubov quasiparticle basis. Explicitly, in the interaction(I) picture, one has

$$i\hbar \frac{d\rho_I}{dt} = [H'_I(t), \rho_I(t)] \quad , \quad (28)$$

where

$$H'_I(t) = -ev_F A(t) \begin{pmatrix} \mathbf{g}_I^{ee}(t) & \tilde{\mathbf{g}}_I^{eh}(t) \\ \tilde{\mathbf{g}}_I^{he}(t) & \mathbf{g}_I^{hh}(t) \end{pmatrix} \quad (29)$$

is the perturbing Hamiltonian, with

$$(\mathbf{g}_I^{ee}(t))_{ij} = g_{ij} e^{i\frac{(E_i - E_j)t}{\hbar}} \quad (30)$$

$$(\mathbf{g}_I^{hh}(t))_{ij} = -g_{ij}^* e^{-i\frac{(E_i - E_j)t}{\hbar}} \quad (31)$$

$$(\tilde{\mathbf{g}}_I^{eh}(t))_{ij} = \tilde{g}_{ij} e^{i\frac{(E_i + E_j)t}{\hbar}} \quad (32)$$

$$(\tilde{\mathbf{g}}_I^{he}(t))_{ij} = \tilde{g}_{ji}^* e^{-i\frac{(E_i + E_j)t}{\hbar}} \quad (33)$$

Here, g_{ij} and \tilde{g}_{ij} are given by Eqs.(23) and (24), respectively, while the time-dependent phase factors are related to the ABS energy levels E_i 's characterizing the $2N \times 2N$ unperturbed Hamiltonian

$$H_0 = \begin{pmatrix} H_0^{ee} & 0 \\ 0 & H_0^{hh} \end{pmatrix} \quad , \quad (34)$$

which is by definition block-diagonal with particle and hole blocks given by

$$H_0^{ee} = \begin{pmatrix} E_1 & 0 & \dots \\ 0 & E_2 & \dots \\ 0 & 0 & \ddots \end{pmatrix} \quad H_0^{hh} = -H_0^{ee} \quad . \quad (35)$$

B. Optical transition amplitudes

The structure of radiation coupling term (29) shows that the diagonal coefficients g_{ii} lead to a renormalization of the unperturbed ABS eigenvalues in Eq.(35), which a priori could affect the resonance frequency for the optical transition. Moreover, the \tilde{g}_{ij} coefficients couple the electron-hole sectors in Eq.(29). However, both these effects turn out to be negligible, at least in the prototypical case of a JJ hosting two ABSs and if customary physical hypotheses are made. Although our simulations to be presented in the next section fully take into account the g_{ii} and \tilde{g}_{ij} coefficients too, the key ingredient to induce the inter-level optical transition amplitudes and to enable the ASQ optical manipulation is the *off-diagonal* coefficients g_{ij} (with $i \neq j$), which we would like to discuss here.

For definiteness, we focus on the case of a JJ characterized by two ABSs, obtained by setting the weak link length parameter to $\lambda = 2$ [see Eq.(14)]. By considering the presence of a magnetic barrier Eq.(15) with

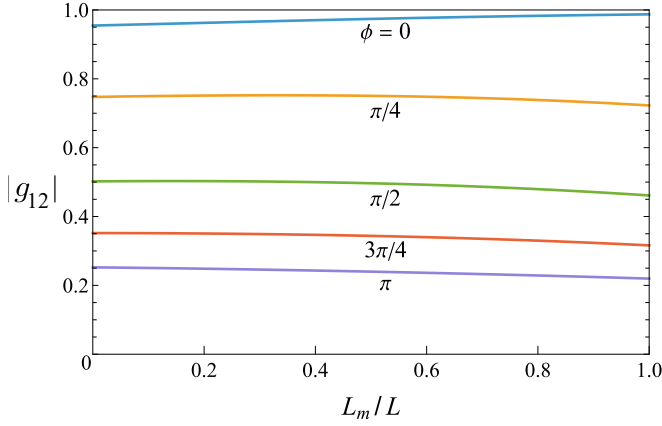


FIG. 4. The magnitude $|g_{12}|$ of the optical transition amplitude between two ABSs is shown as a function of the ratio of the spatial extension L_m of the magnetic disorder to the JJ weak link length L , for a fixed value of the magnetic barrier parameter $\alpha = m_{\perp} L_m / \hbar v_F = 0.5$, and for different values of the superconducting phase difference ϕ . The magnetic disorder is distributed around the center $x_0 = 0$ of the weak link, which has a length parameter $\lambda = 2$. The chemical potential is set to $\mu = 0$.

energy height m_{\perp} and length L_m inside the weak link ($0 \leq L_m \leq L$), we have investigated how the optical transition amplitude g_{12} between the two ABSs depends on the various parameters of the barrier and the junction. Figure 4 refers to a vanishing chemical potential $\mu = 0$ and shows that, for a fixed value of the barrier “area” parameter $\alpha = L_m m_{\perp} / \hbar v_F$, the optical transition amplitude g_{12} is roughly independent of the spatial extension L_m of the barrier. The various curves in Fig. 4 refer to different values of the superconducting phase difference ϕ . In particular, $|g_{12}| \lesssim 1$ for vanishing phase difference ($\phi = 0$), while it decreases with increasing ϕ , and reaches its minimal value for $\phi = \pi$. Introducing a finite value $|\mu| < \Delta_0$ of the chemical potential leads to a slight suppression of g_{12} only for $L_m \sim L$, whereas g_{12} is independent of the value of μ for $L_m \ll L$. These results suggest that, at a given barrier “area” α , a single δ -like impurity or a uniformly distributed barrier yield a quite similar optical transition amplitude.

For this reason, we now focus on the case of a magnetic δ -impurity, whose transmission coefficient acquires a simple expression $T_E = T_{\delta} = 1 / \cosh^2 \alpha$ that is independent of the energy and of the chemical potential μ . Figure 5 displays $|g_{12}|$ as a function of the transmission coefficient T_{δ} , for various values of the impurity position within the weak link, for a superconducting phase difference $\phi = \pi/2$. Two features are noteworthy. First, in the limit $T_{\delta} \rightarrow 1$, one can see that $|g_{12}| \rightarrow 0$ for all curves. Indeed in this limit, which corresponds to the absence of disorder, the two ABSs becomes spin- z eigenstates with two different eigenvalues, which have therefore a vanishing transition amplitude of the current. This shows the crucial role played by the magnetic doping in enabling

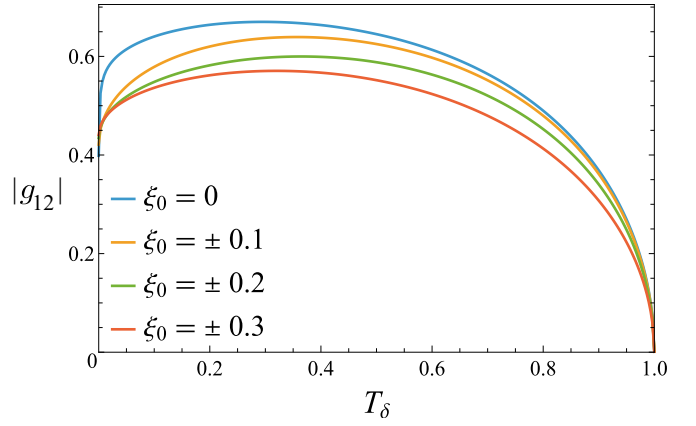


FIG. 5. The magnitude $|g_{12}|$ of the optical transition amplitude between two ABSs is shown as a function of the transmission T_{δ} of a magnetic δ -impurity present in the weak link, for different values of the impurity relative location $\xi_0 = x_0 / L$ from the weak link center. The length parameter is $\lambda = 2$, and the superconducting phase difference is $\phi = \pi/2$.

the optical manipulation. Second, the optical transition amplitude is quite sensitive to the introduction of magnetic doping, since g_{12} exhibits a steep increase even for a small reduction of transmission T_{δ} from 1. Thus, the optical transition amplitude is a non negligible fraction of 1, even for a relatively weak impurity, i.e. for a transmission as high as 90%.

IV. OPTICAL MANIPULATION OF THE ASQ

In this section we demonstrate the possibility of realizing quantum logic gates on the QSHI-based ASQ, by applying a properly tailored electromagnetic pulse. To this aim, we present a few prototypical simulated experiments, performed by a fixed-timestep solution of the Liouville-von Neumann equation (28), where we have considered an electromagnetic excitation consisting of a sequence of independent Gaussian pulses, each pulse being described by the vector potential

$$A(t) = \frac{\mathcal{E}_0}{\omega} e^{-\frac{(t-\bar{t})^2}{2\tau^2}} \cos[\omega(t-\bar{t}) + \varphi] . \quad (36)$$

Here, \mathcal{E}_0 denotes the magnitude of the electric field, \bar{t} the central time, τ the duration, while ω is the central frequency and φ a phase. Moreover, we shall consider the adiabatic excitation regime, i.e., $\omega\tau \gg 1$, where the Gaussian envelope of each pulse contains a large number of oscillations, and the electric field corresponding to the vector potential in Eq. (36) is well approximated by a Gaussian pulse as well

$$E(t) \simeq \mathcal{E}_0 G(t) \sin[\omega(t-\bar{t}) + \varphi] , \quad (37)$$

with

$$G(t) = \exp\left[-\frac{(t-\bar{t})^2}{2\tau^2}\right] . \quad (38)$$

For definiteness, we consider a helical JJ realized with a HgTe/CdTe QSHI proximized by Nb films. The Fermi velocity of the helical edge states is taken as $v_F = 5 \times 10^5 \text{ m/s}$ [27], and the induced superconducting pairing is assumed to be $\Delta_0 = 1 \text{ meV}$. As an ASQ architecture, we start by considering a helical JJ with two ABSs, obtained by taking the parameter $\lambda = 2$, corresponding to a weak link length $L \simeq 660 \text{ nm}$ [see in Eq.(14)]. Moreover, we focus on the regime of a localized magnetic impurity, where the ABSs are depicted by the red dashed curve of Fig. 2. We have considered a Gaussian pulse with a central frequency $\omega = (E_2 - E_1)/\hbar$ resonant with the ASQ, applied for a pulse duration $\tau = 80 \text{ ps}$, around a central time $\bar{t} = 250 \text{ ps}$. We suppose that the ASQ can be prepared in the computational input states $|0\rangle$ or $|1\rangle$. The former corresponds to a full occupation of the lower ABS ($f_1 = \rho_{11}^{ee} = 1$) and an empty upper ABS ($f_2 = \rho_{22}^{ee} = 0$), the latter to the opposite situation ($f_1 = 0, f_2 = 1$), respectively.

A quantum logic gate transforms the input states $|0\rangle$ or $|1\rangle$ into specific output states, by performing an appropriate rotation by an angle θ in the computational basis space. Two noteworthy aspects are relevant to describe its realization. First, the amplitude \mathcal{E}_0 of the electric field pulse must be suitably calibrated to perform an on-demand rotation. For a two-level system characterized by an optical transition amplitude g_{12} , the suitable value of \mathcal{E}_0 can be given the analytical expression [70]

$$\mathcal{E}_0 = \frac{(E_2 - E_1)\theta}{\sqrt{8\pi}ev_F|g_{12}|\tau}, \quad (39)$$

provided off-resonant coupling terms are neglected. The second aspect to be emphasized is that, a priori, the conditions to manipulate the ASQ depend on the superconducting phase difference ϕ in a non trivial way. Indeed, on the one hand, in order to maximize the interlevel energy splitting $E_2 - E_1$, it is advisable to operate at $\phi \neq 0$, preferably near $\phi \sim \pi$, as shown in Fig. 2. On the other hand, the optical transition amplitude $|g_{12}|$ is minimal at such ϕ -value, and maximal at $\phi = 0$, as shown in Fig. 4. Moreover, while for $\phi = 0$ the diagonal matrix elements g_{11} and g_{22} are absent, they become significantly different from zero for increasing values of ϕ , giving rise to energy renormalization effects during the ASQ optical manipulation. We have performed our simulations at the trade-off value of $\phi = \pi/2$, yielding $E_2 - E_1 \simeq 0.52 \text{ meV}$, and $|g_{12}| \simeq 0.43$. However, as we shall discuss below, the results do not change significantly with other values of superconducting phase difference.

We start by describing the simulation of the quantum NOT gate, which corresponds to a rotation by $\theta = \pi$ and converts $|0\rangle \rightarrow |1\rangle$ and $|1\rangle \rightarrow |0\rangle$. The dynamical simulation is shown in Fig. 6. Specifically, panel (a) shows the continuous transition of the $|0\rangle$ input state into the $|1\rangle$ output state at the end of the pulse, while

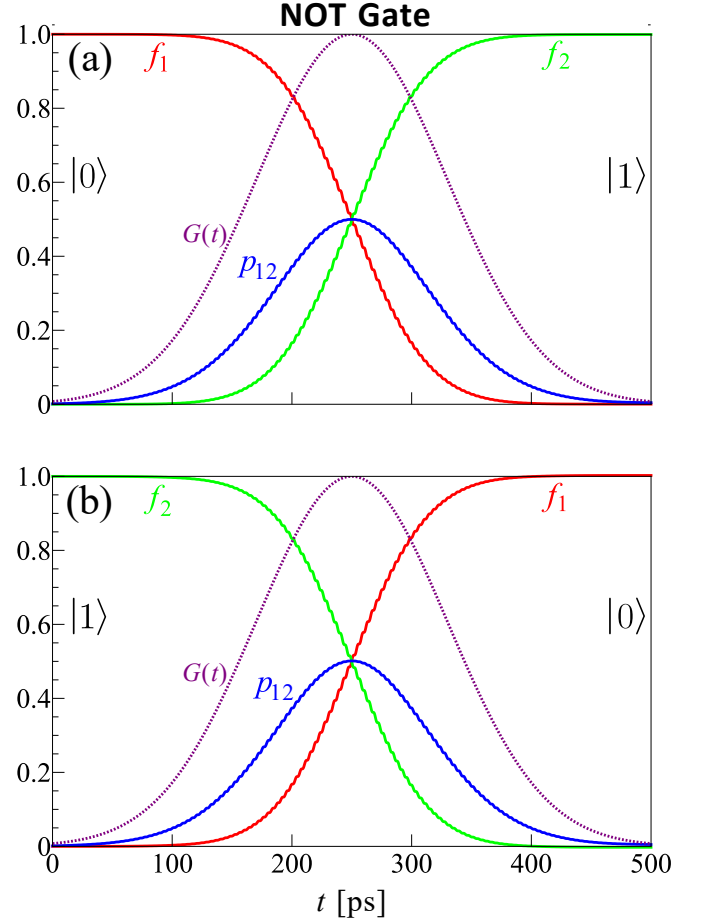


FIG. 6. Simulation of the implementation of a NOT gate in the QSHI-based ASQ. A magnetic δ -impurity characterized by transmission coefficient $T_\delta = 0.8$ is located at position $x_0 = L/4$ inside the JJ weak link. The length parameter is $\lambda = 2$, and the superconducting phase difference is $\phi = \pi/2$.

panel (b) the reversed process $|1\rangle \rightarrow |0\rangle$. The red and green curves display the dynamical evolution of the ABS populations f_1 and f_2 , respectively. The dotted magenta curve illustrates the time profile characterizing the applied pulse and described by the Gaussian function $G(t)$ in Eq.(38). Along with the change in the ABS populations, a non-vanishing value of the interlevel polarization emerges during the two optical excitations. Indeed, the blue curves in Fig.6 illustrate the evolution of its absolute value $p_{12} = |\rho_{12}^{ee}|$. As one can see, while p_{12} is always vanishing before and after the pulse, it reaches a maximum value of $1/2$ exactly at the center of the Gaussian pulse, where also the two populations reach the very same value ($f_1 = f_2 = 1/2$), as dictated by the unitary dynamical evolution.

Let us now turn to the Hadamard gate, which plays a central role in many quantum information processing protocols [71]. It corresponds to a rotation by an angle

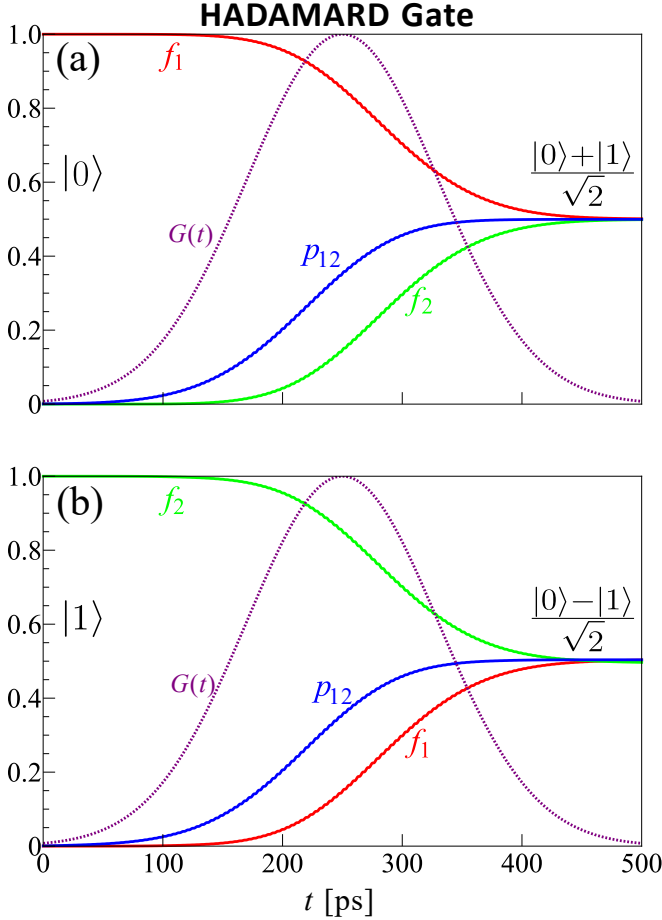


FIG. 7. Simulation of the Hadamard gate. The parameters are the same as in Fig. 6.

$\theta = \pi/2$, and operates as follows

$$|0\rangle \rightarrow \frac{1}{\sqrt{2}} (|0\rangle + |1\rangle) \quad (40)$$

$$|1\rangle \rightarrow \frac{1}{\sqrt{2}} (|0\rangle - |1\rangle) \quad , \quad (41)$$

i.e. converting the ASQ input states into the equally weighted quantum superpositions, characterized by $f_1 = f_2 = 1/2$ and by $\rho_{12}^{ee} = \rho_{21}^{ee} = \pm 1/2$, respectively. Its dynamical implementation is illustrated in Fig. 7, where the two panels (a) and (b) describe the processes (40) and (41), respectively. Note that the corresponding population and polarization time profiles confirm that the ASQ state after the Hadamard gate processing is equivalent to the ASQ state in the middle of a NOT gate (see Fig. 6).

Although the above results have been obtained for the trade-off value $\phi = \pi/2$ of the superconducting phase difference, we have verified that the value of ϕ has in fact a negligible impact on the quality of the optical quantum manipulation. For instance, at $\phi = 0$, the simulated experiments lead to results that are quite similar

to the ones shown in Figs. 6 and 7, in spite of differences in the corresponding values of interlevel energy splitting ($E_2 - E_1 \simeq 0.25$ meV) and optical transition amplitude ($|g_{12}| \simeq 0.94$). The only minor feature that emerges for $\phi \neq \pi/2$ is the appearance of small and wiggly modulations of the two populations and of the interlevel polarization. The period of such small modulations corresponds to a frequency 2ω and is due to the off-resonant contributions that, while being often neglected in models based on the rotating-wave approximation, are fully taken into account by our approach. Apart from such a minor feature, the robustness of the result to the choice of ϕ proves the accuracy of the simulated quantum gates. In turn, this also shows that the presence of non-zero diagonal matrix elements g_{11} and g_{22} does not significantly affect the simulated experiments of Figs. 6 and 7. This can be explained by observing that, in the envisaged adiabatic-excitation regime $\omega\tau \gg 1$, the Gaussian pulses contain a large number of oscillations, and therefore the energy renormalization effects mentioned in Sec. III effectively average out to zero.

Finally, a comment is in order about the off-diagonal blocks $\tilde{g}_I^{eh}(t)$ and $\tilde{g}_I^{he}(t)$ in Eq. (29), which physically describe the simultaneous photoexcitation of two electrons from the superconducting condensate to the generic pair of ABS i and j . In all the simulated experiments presented so far, which refer to the case of a JJ with two ABSs ($N = 2$) and involve an initial state with $f_1 + f_2 = 1$, the matrix entries \tilde{g}_{ij} do not contribute at all to the time evolution of the density matrix, as can also be proven by a few algebra steps. However, as we shall discuss in the next section, the \tilde{g}_{ij} coefficients may play a crucial role when more ABSs are present.

V. DISCUSSION

This section is devoted to discuss some aspects concerning the implementation in realistic systems, the preparation of the initial quantum state and the dissipation and decoherence effects.

A. Possible experimental implementations

The QSHI has been experimentally observed in HgTe/CdTe[30–33] quantum wells, in InAs/GaSb [34, 35] bilayers, as well as in WTe₂ monolayers[36–38]. QSHI-based JJ have been realized using various superconductors. In particular, Al contacts have been used in InAs/GaSb implementations [40], NbSe₂ contacts in WTe₂ monolayers [72], while HgTe has been proximized with Nb films [41, 43], Al contacts [39] and MoRe electrodes [42]. Moreover, magnetic doping of HgTe-based QSHI has been recently achieved with dilute Mn atoms [42, 51]. The simulations we have presented are inspired to a HgTe/CdTe-based QSHI proximized by Nb contacts, which seems to be most promising platform for

the ASQ realizations, for reasons that we shall argue below in Sec. V C.

B. Preparation of the initial state

In the previous section we have presented a few simulations of quantum information processing assuming that the ASQ can be prepared in an input state $|0\rangle$ or $|1\rangle$. Since in the low-temperature limit the equilibrium population of all the ABSs vanishes, it is crucial to identify a reliable protocol for the preparation of the initial computational state. To this aim, a possible strategy is to consider a JJ characterized by three ABS, where the two lower ABSs represent the ASQ computational states, while the third and highest ABS acts as an ancillary state with an energy close to the continuum spectrum. As an illustrative example, let us discuss for instance the preparation of the $|0\rangle$ state. Starting from the low-temperature equilibrium state ($f_1 = f_2 = f_3 = 0$), one could fully promote two electrons from the superconducting condensate to the lowest energy level E_1 and to the highest energy level E_3 . This type of process relies on the \tilde{g}_{13} coefficient, and can be easily induced via a properly tailored electromagnetic pulse with central frequency $\omega = (E_1 + E_3)/\hbar$. Indeed, if the intermediate energy level E_2 is sufficiently separated from both level E_1 and level E_3 , the excitation pulse will not change its low-temperature equilibrium population ($f_2 = 0$). As a result of such preliminary photoexcitation process the three-level weak link is then promoted to the physical state $f_1 = 1$, $f_2 = 0$, and $f_3 = 1$, as sketched in the inset of Fig. 8, and therefore the ASQ is correctly prepared in its computational state $|0\rangle$ ($f_1 = 1$ and $f_2 = 0$). The quasiparticle in the ancillary state close to the continuum will eventually leave the weak link by thermal excitation and plays no role. The idea underlying this state preparation strategy, inspired by the argument described in Ref. [1], is to mimic the presence of the continuum, while preserving a limited number of involved states.

The two requirements of (i) ABS energy levels relatively far from each other and (ii) an optical transition amplitude \tilde{g}_{13} significantly different from zero are fulfilled by choosing a superconducting phase difference $\phi = \pi/4$ in the three-ABS weak link described in the inset of Fig. 8. Indeed, in this case one has $E_1 \simeq 0.25$ meV, $E_2 \simeq 0.51$ meV, and $E_3 \simeq 0.98$ meV, as well as $|g_{12}| \simeq 0.45$ and $|\tilde{g}_{13}| \simeq 0.09$, which corresponds to an electron-pair generation energy $E_1 + E_3 \simeq 1.24$ meV and to an ASQ energy splitting $E_2 - E_1 \simeq 0.26$ meV. The result of simulated experiments preparing the initial state $|0\rangle$ is shown in the negative time axis of Fig. 8, where the electron-pair photoexcitation described above is realized via a properly tailored Gaussian pulse with a central time $\bar{t} = -250$ ps and a pulse duration of 80 ps. The accuracy of our simulated experiment fully confirms the reliability of the proposed computational-state preparation.

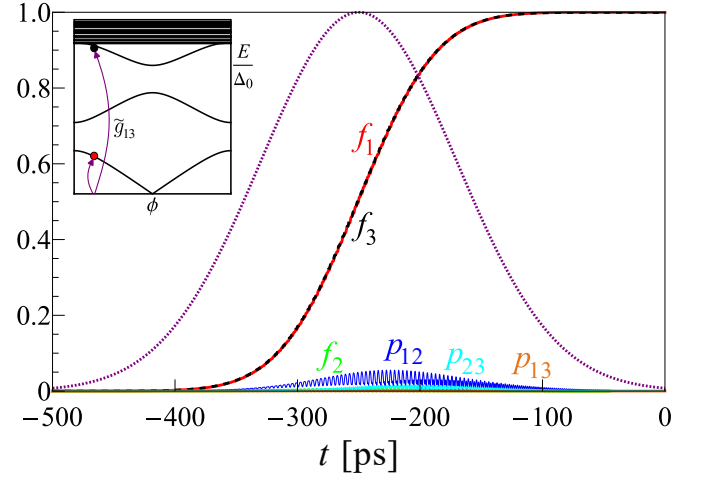


FIG. 8. Simulation of the initial state preparation (negative times) induced by an electromagnetic pulse with $\bar{t} = -250$ ps and $\tau = 80$ ps. The preparation protocol is based on a JJ with three ABSs, and a two quasi-particle photoexcitation from the condensate (see text), as depicted in the inset. The parameters of the weak link are $\lambda = 3$ and $\phi = \pi/4$, while the magnetic δ -impurity, located at position $x_0 = L/4$ from the center of the weak link, has a transmission coefficient $T_\delta = 0.8$.

C. Energy dissipation and decoherence phenomena

As is well known, a major limitation of solid-state quantum information processing platforms is the presence of energy dissipation and decoherence (DD) phenomena. Although helical states are topologically protected from elastic backscattering off time reversal symmetric perturbations, dissipation and decoherence can arise from inelastic processes. Here, we would like to analyze first the various possible sources of these effects in the proposed ASQ, and then provide an estimate of these effects in a worst case scenario.

1. Inelastic scattering mechanisms

Hyperfine interaction. We start by the hyperfine interaction, which couples electron and nuclear spins, and is considered the main origin of the relatively short decoherence time in the current ASQ implementations with InAs nanowires [8, 13, 14, 17, 18]. In QSHI realized with InAs/GaSb bilayers, the hyperfine constant is of the same order of magnitude [47, 73]. However, in HgTe/CdTe, due to the limited percentage of crystals atoms with a non vanishing nuclear spin (at most 17%), and a smaller nuclear spin, the hyperfine coupling constant is smaller by more than one order of magnitude [45–47]. By Fermi golden rule, one can therefore expect that spin relaxation times due to nuclear spin coupling are enhanced by roughly two orders of magnitude.

Electron-phonon coupling. Another possible inelastic scattering is the coupling to phonons. Although acoustic phonons do not couple to the spin degree of freedom directly, their interplay with Rashba impurities present in the QSHI might in principle break the topological protection of the edge states. However, this effect is known to have a quite negligible impact on the normal current through the helical edge state, at least to leading order in the Rashba disorder strength [44]. We expect that a similar situation occurs when the helical states are proximized by superconductors, and that phonon-induced dynamical spin-flip processes are not significant.

Electron-electron interaction. As is well known, since in an ASQ charge can fluctuate back and forth from the JJ weak link to the superconductors through Andreev reflections, Coulomb charging energy effects are strongly suppressed with respect to conventional quantum dots. Yet, in the ASQ proposed here, where the edge states of the QSHI are one-dimensional, electron-electron interaction can give rise to collective excitations, realizing a helical Luttinger liquid, characterized by a parameter $K \leq 1$ that identifies the strength of the repulsive screened Coulomb interaction (with $K = 1$ describing the non-interacting case). Spin decoherence caused by two-particle backscattering with spin-flip processes can only occur at commensurate filling values (Umklapp processes), and are relevant only for $K < 1/2$, i.e. for relatively strong interaction [55]. However, interaction can also interplay with magnetic impurities. In the case of static impurities considered here, single-particle backscattering with spin-flip is relevant for $K < 1$, thereby enhancing the ABS spin texture modification, but with no impact on decoherence. In the presence of dynamical quantum impurities, such as Kondo impurities, the scenario depends on the interaction strength, on the possible impurity anisotropy and on the temperature regime [51, 55–60]. However, at temperatures below the Kondo temperature, two-particle backscattering causing spin decoherence are relevant only for very strong interaction ($K < 1/4$).

Thus, the decoherence effects heavily depend on the actual value of the interaction strength K . Although experimental measurements of K are quite limited [74], various theoretical studies have estimated that in QSHI realized with InAs/GaSb quantum wells the interaction is relatively strong ($K \simeq 0.4$), while in HgTe/CdTe based QSHI it is quite weak $K \lesssim 1$ [56, 75–77]. Moreover, in the ASQ setup proposed here (see Fig.1), where the helical Luttinger liquid is proximized by superconductors, further aspects are noteworthy.

On the one hand, the problem of a Luttinger liquid contacted to superconductors is computationally non-trivial, and analytical approaches are only viable in the case of tunnel contacts [78, 79] or in the regime of a very long junction $L \gg \xi_S$ [80]. On the other hand, the presence two superconducting films deposited on the QSHI is expected to entail two effects. First, an enhancement of the screening effects, thereby leading to

a reduction of the effective electron-electron interaction and the related decoherence effects. Second, the finite length L of the weak link “cuts” the renormalization group flow at a finite Thouless energy scale $E_L = \hbar v_F/L$. Thus, at given values of interaction strength K and weak link length L characterizing a specific setup, the results obtained for the non-interacting case are expected to be quantitatively but not qualitatively modified by the interaction. This expectation is confirmed, for instance, by the results known in the case of a strong magnetic impurity present inside a very long helical JJ, where the critical current has been shown to behave as $I_c \propto E_L^{4/K}$ [67]. A similar modification is expected in the present case of an intermediate length junction, where the matrix entries g_{ij} of the current operator (19) are expected to depend in a K -dependent manner on an energy scale that is a combination of the E_L and Δ_0 . In HgTe/cdTe quantum wells, where $K \simeq 1$, the modifications with respect to the non-interacting case $K = 1$ are expected to be negligible.

2. Simulation of dissipation and decoherence effects in the worst case scenario

A thorough analysis taking into account microscopically all the above inelastic processes mechanisms leading to DD processes in the proposed ASQ implementation is out of the scope of the present paper. Yet, we would like to provide some quantitative information about the impact of these effects. As argued above, there are various motivations to expect that dissipation and decoherence effects in JJ based on QSHI should be suppressed as compared to current nanowire implementation, particularly in the case of HgTe quantum wells proximized by Nb films, and our simulations in Sec.IV were inspired by such setup. Moreover, a quality factor of a quantum hardware is the ratio of the decoherence time to the typical operational time scale, rather than the decoherence time as an absolute time.

Thus, we have considered the “worst case scenario” where the decoherence time in the proposed QSHI-based ASQ is similar to the one of the current nanowire implementations, and we have tested how many operations one could perform within such a timescale. To this purpose, we have adopted a generalized phenomenological T_1 - T_2 model. Specifically, while the simulated experiments presented in Sec.IV result from a fully coherent dynamics, here we have included DD effects by adding to each of the four blocks of the Nambu density matrix ρ the following incoherent time evolution term

$$\left. \frac{d\rho_{ij}^{\alpha\beta}}{dt} \right|_{\text{inc}} = -\Gamma_{ij} \left(\rho_{ij}^{\alpha\beta} - (\rho_{eq})_{ij}^{\alpha\beta} \right) \quad (42)$$

with

$$\Gamma_{ij} = \frac{\delta_{ij}}{T_1} + \frac{1 - \delta_{ij}}{T_2}, \quad (43)$$

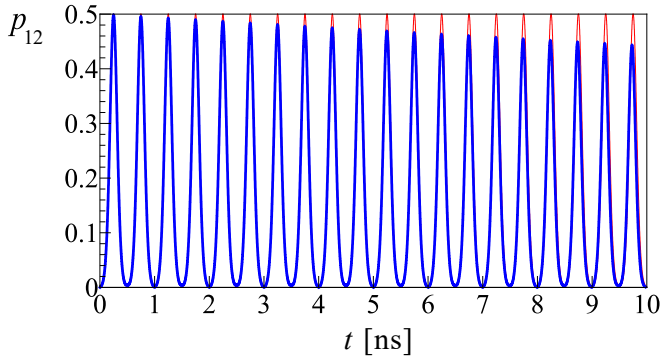


FIG. 9. Simulation of a sequence of operations (20 NOT gates): time evolution of the polarization p_{12} . The thin red line describes the case of a unitary evolution, while the blue thick curve describes the behavior in presence of dissipation and decoherence phenomena, accounted for via the phenomenological model in Eq. (42) choosing $T_1 = 100$ ns and $T_2 = 50$ ns (see text). The JJ parameters are the same as in Fig. 6.

where $\alpha, \beta = e, h$ and ρ_{eq} denotes the (diagonal) equilibrium density matrix. The diagonal terms ($i = j$) relax to their equilibrium values within the energy-dissipation time T_1 , while the off-diagonal terms ($i \neq j$) decay to zero within the decoherence time T_2 . It is important to stress that, in order to preserve the positive-definite character of the density matrix, it is necessary to choose $T_1 \geq 2T_2$ [70].

The simulated experiment presented in Fig. 9 corresponds to a sequence of 20 NOT gates and shows the time evolution of the interlevel polarization p_{12} , which is characterized by a sequence of maxima, one for each NOT gate (see Fig. 6). In particular, the thin red curve refers to the unitary evolution, while the blue thick curve describes the case where DD phenomena are accounted for via the phenomenological model in Eq. (42), choosing $T_1 = 100$ ns and $T_2 = 50$ ns. Here, the system as well as the simulation parameters are the same as in Fig. 6. While in the fully coherent case (red curve) p_{12} exhibits a periodic behavior, where all the polarization maxima reach the very same value ($p_{12} = 1/2$), in the presence of DD phenomena (blue curve) a small decrease of the polarization maxima occurs, which is of the order of 10% at the end of the simulation (10 ns), consistently with the decoherence time $T_2 = 50$ ns used in the simulation. Our analysis shows that even in the worst case scenario, where the decoherence time are the same as in the current nanowire realizations, incoherent processes have a negligible impact on the realization of the quantum gates based on the QSHI-JJ. Indeed, the proposed ASQ manipulation allows one to realize tens of quantum operations within the selected DD times.

VI. CONCLUSIONS

We have proposed an implementation of ASQs based on a JJ realized with the helical edge states of a QSHI, proximized by two superconducting films, as illustrated in Fig. 1. We have shown that the presence of magnetic doping alters the natural spin texture of the ABSs and leads to non-vanishing electric dipole transition amplitudes (see Figs. 4, and 5), enabling the possibility to optically manipulate the ASQ. As illustrative examples, we have simulated the realization of NOT and Hadamard quantum gates by suitably tailored electromagnetic pulses applied to the QSHI-JJ, as shown in Figs. 6 and 7, respectively. A possible strategy to prepare the initial state has also been outlined, and the impact of incoherent phenomena in realistic realizations have been addressed. In particular, the implementation with HgTe/CdTe QSHI proximized by Nb contacts is suggested to be promising, since decoherence effects due to Coulomb and hyperfine interaction are weak. Thus, the proposed realization of ASQ might foster interdisciplinary research across topological materials and quantum information.

VII. ACKNOWLEDGEMENTS

The authors greatly acknowledge interesting discussions with F. Taddei and A. Braggio, and financial support from the TOPMASQ ("Topological material platform for the implementation of Andreev spin qubit") project, a Cascade call project (CUP E13C24001560001) financed by the "National Quantum Science & Technology Institute", PE00000023 (Next Generation EU).

Appendix A: ABS wavefunctions

In this Appendix, we provide some details about the calculations of the ABS wavefunctions, which are needed to evaluate the optical coefficients in Eqs. (23) and (24) shown in Sec. III. Following the scheme of Ref. [61], we schematize the JJ as depicted in Fig. 10, where the weak link, sandwiched between the two superconductors S_L and S_R , can be regarded to as a central scattering region characterized by the magnetic disorder, separated by ideal ballistic buffer normal regions N_L and N_R . While Andreev scattering occurs at the interfaces $x_L = -L/2$ and $x_R = +L/2$ of the weak link with the superconductors, normal scattering occurs because of magnetic disorder.

An eigenfunction $\Phi_E(x)$ of the BdG Hamiltonian (6) at energy E

$$\Phi_E(x) = \begin{pmatrix} u_{E\uparrow}(x) \\ u_{E\downarrow}(x) \\ v_{E\downarrow}(x) \\ v_{E\uparrow}(x) \end{pmatrix} \quad (\text{A1})$$

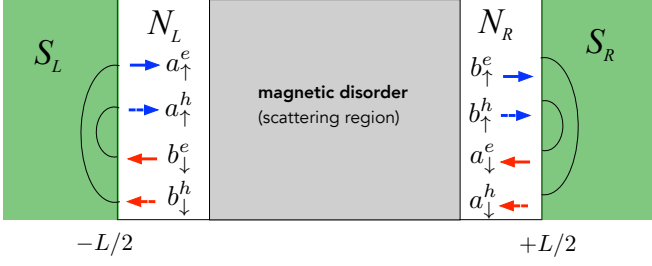


FIG. 10. Scheme of the JJ: Andreev scattering occurs at the interfaces $x_L = -L/2$ and $x_R = +L/2$, whereas the magnetic disorder inside the weak link induces normal scattering. The a symbols denote the amplitudes of states that are travelling from the S interfaces towards the magnetic disorder regions, while the b symbols the amplitudes of states travelling from the disordered region to the interfaces.

can be constructed by combining the solutions in the various JJ regions depicted in Fig.10. Specifically, because we are interested in the ABSs, i.e. in the subgap spectrum $0 \leq E \leq \Delta_0$, the expression of the wavefunction in the superconductors and in the buffer regions reads as follows.

Solutions in left superconductor S_L (subgap)

$$\Phi_E(x)|_{S_L} = \sqrt{\frac{\Delta_0}{2E}} \begin{pmatrix} f_- e^{-\frac{i}{2} \arccos \frac{E}{\Delta_0}} e^{iq_E^- x} \\ g_+ e^{\frac{i}{2} \arccos \frac{E}{\Delta_0}} e^{-iq_E^+ x} \\ f_- e^{+\frac{i}{2} \arccos \frac{E}{\Delta_0}} e^{iq_E^- x} e^{-i\phi_L} \\ g_+ e^{-\frac{i}{2} \arccos \frac{E}{\Delta_0}} e^{-iq_E^+ x} e^{-i\phi_L} \end{pmatrix} \quad (\text{A2})$$

Solutions in the left buffer region N_L

$$\Phi_E(x)|_{N_L} = \begin{pmatrix} a_\uparrow^e e^{ik_E^e x} \\ b_\downarrow^e e^{-ik_E^e x} \\ b_\downarrow^h e^{ik_E^h x} \\ a_\uparrow^h e^{-ik_E^h x} \end{pmatrix} \quad (\text{A3})$$

Solutions in the right buffer region N_R

$$\Phi_E(x)|_{N_R} = \begin{pmatrix} b_\uparrow^e e^{ik_E^e x} \\ a_\downarrow^e e^{-ik_E^e x} \\ a_\downarrow^h e^{ik_E^h x} \\ b_\uparrow^h e^{-ik_E^h x} \end{pmatrix} \quad (\text{A4})$$

Solution in the right superconductor S_R (subgap)

$$\Phi_E(x)|_{S_R} = \sqrt{\frac{\Delta_0}{2E}} \begin{pmatrix} f_+ e^{+\frac{i}{2} \arccos \frac{E}{\Delta_0}} e^{iq_E^+ x} \\ g_- e^{-\frac{i}{2} \arccos \frac{E}{\Delta_0}} e^{-iq_E^- x} \\ f_+ e^{-\frac{i}{2} \arccos \frac{E}{\Delta_0}} e^{iq_E^+ x} e^{-i\phi_R} \\ g_- e^{+\frac{i}{2} \arccos \frac{E}{\Delta_0}} e^{-iq_E^- x} e^{-i\phi_R} \end{pmatrix} \quad (\text{A5})$$

In the formulas here above, the symbols a , b , f and g denote complex amplitudes, where the energy label E has been dropped to make the notation lighter. Moreover, $\phi_L = \phi/2$ and $\phi_R = -\phi/2$ are the superconducting

phases in left and right superconductors, while

$$k_E^{e/h} = \frac{\mu \pm E}{\hbar v_F} \quad (\text{A6})$$

denote the (real) wavevectors characterizing the normal buffer regions, and

$$q_E^\pm = \frac{1}{\hbar v_F} \left(\mu \pm i \sqrt{\Delta_0^2 - E^2} \right) \quad 0 < E_n < \Delta_0 \quad (\text{A7})$$

the (complex) wavevectors characterizing the decaying states in the superconducting regions $S_{L/R}$ in the subgap.

Imposing the continuity of the wavefunction at the left and right interfaces $x = x_L = -L/2$ and $x = x_R = +L/2$

$$\Phi_E(x_L)|_{S_L} = \Phi_E(x_L)|_{N_L} \quad (\text{A8})$$

$$\Phi_E(x_R)|_{S_R} = \Phi_E(x_R)|_{N_R} \quad (\text{A9})$$

one obtains the coefficients characterizing the superconductor wavefunctions

$$f_- \sqrt{\frac{\Delta_0}{2E}} = a_\uparrow^e e^{\frac{i}{2} \arccos \frac{E}{\Delta_0}} e^{-iq_E^- x_L} e^{ik_E^e x_L} \quad (\text{A10})$$

$$f_+ \sqrt{\frac{\Delta_0}{2E}} = a_\downarrow^h e^{\frac{i}{2} \arccos \frac{E}{\Delta_0}} e^{-iq_E^+ x_R} e^{ik_E^h x_R} e^{i\phi_R} \quad (\text{A11})$$

$$g_- \sqrt{\frac{\Delta_0}{2E}} = a_\downarrow^e e^{\frac{i}{2} \arccos \frac{E}{\Delta_0}} e^{iq_E^- x_R} e^{-ik_E^e x_R} \quad (\text{A12})$$

$$g_+ \sqrt{\frac{\Delta_0}{2E}} = a_\uparrow^h e^{\frac{i}{2} \arccos \frac{E}{\Delta_0}} e^{iq_E^+ x_L} e^{-ik_E^h x_L} e^{i\phi_L} \quad (\text{A13})$$

as well as the Andreev reflection relations

$$b_\uparrow^e = a_\downarrow^h e^{i \arccos \frac{E}{\Delta_0}} e^{i\phi_R} e^{-i \frac{2Ex_R}{\hbar v_F}} \quad (\text{A14})$$

$$b_\uparrow^h = a_\downarrow^e e^{i \arccos \frac{E}{\Delta_0}} e^{-i\phi_R} e^{-i \frac{2Ex_R}{\hbar v_F}} \quad (\text{A15})$$

$$b_\downarrow^h = a_\uparrow^e e^{i \arccos \frac{E}{\Delta_0}} e^{-i\phi_L} e^{i \frac{2Ex_L}{\hbar v_F}} \quad (\text{A16})$$

$$b_\downarrow^e = a_\uparrow^h e^{i \arccos \frac{E}{\Delta_0}} e^{i\phi_L} e^{i \frac{2Ex_L}{\hbar v_F}} \quad (\text{A17})$$

At the same time, the magnetic disorder present in the JJ weak link induces normal scattering processes. In the electron sector, the scattering matrix S_e , which can be expressed as in Eq.(10), connects

$$\begin{pmatrix} b_\downarrow^e \\ b_\uparrow^e \end{pmatrix} = S_e(E) \begin{pmatrix} a_\uparrow^e \\ a_\downarrow^e \end{pmatrix} \quad (\text{A18})$$

whereas in the hole sector the Scattering Matrix $S_h(E)$, defined through

$$\begin{pmatrix} b_\downarrow^h \\ b_\uparrow^h \end{pmatrix} = S_h(E) \begin{pmatrix} a_\uparrow^h \\ a_\downarrow^h \end{pmatrix}, \quad (\text{A19})$$

can be obtained from S_e through the relation (11). Thus, in the buffer regions N_L and N_R the outgoing amplitudes can be expressed in terms of the incoming ones as

$$b_{\uparrow}^e = t_e a_{\uparrow}^e + r_e' a_{\downarrow}^e \quad (\text{A20})$$

$$b_{\downarrow}^e = r_e a_{\uparrow}^e + t_e' a_{\downarrow}^e \quad (\text{A21})$$

$$b_{\uparrow}^h = t_h a_{\uparrow}^h + r_h' a_{\downarrow}^h \quad (\text{A22})$$

$$b_{\downarrow}^h = r_h a_{\uparrow}^h + t_h' a_{\downarrow}^h \quad (\text{A23})$$

Equating Eq.(A14) to (A20), and (A15) to Eq.(A22), one obtains

$$\begin{pmatrix} a_{\uparrow}^e \\ a_{\downarrow}^e \end{pmatrix} = A_R \begin{pmatrix} a_{\uparrow}^h \\ a_{\downarrow}^h \end{pmatrix} \quad (\text{A24})$$

where

$$A_R = \begin{pmatrix} -\frac{r_e'}{t_e} & \frac{1}{\alpha t_e} e^{i\phi_R} e^{-i\frac{2Ex_R}{\hbar v_F}} \\ \frac{1}{\alpha t_h} e^{-i\phi_R} e^{-i\frac{2Ex_R}{\hbar v_F}} & -\frac{r_h'}{t_h} \end{pmatrix} \quad (\text{A25})$$

and

$$\alpha(E) = e^{-i \arccos \frac{E}{\Delta_0}} \quad (\text{A26})$$

Similarly, equating Eq. (A17) to (A21), and Eq. (A16) to (A23), one retrieves

$$\begin{pmatrix} a_{\downarrow}^e \\ a_{\uparrow}^e \end{pmatrix} = A_L \begin{pmatrix} a_{\uparrow}^h \\ a_{\downarrow}^h \end{pmatrix} \quad (\text{A27})$$

where

$$A_L = \begin{pmatrix} -\frac{r_e}{t_e'} & \frac{1}{\alpha t_e'} e^{i\phi_L} e^{i\frac{2Ex_L}{\hbar v_F}} \\ \frac{1}{\alpha t_h'} e^{-i\phi_L} e^{i\frac{2Ex_L}{\hbar v_F}} & -\frac{r_h}{t_h'} \end{pmatrix} \quad (\text{A28})$$

Combining Eqs.(A25) and (A28), one obtains

$$(\mathbb{I}_2 - A_R A_L) \begin{pmatrix} a_{\uparrow}^e \\ a_{\downarrow}^e \end{pmatrix} = \begin{pmatrix} 0 \\ 0 \end{pmatrix} \quad (\text{A29})$$

which has two important implications.

On the one hand, Eq.(A29) determines the equation $\det(\mathbb{I}_2 - A_R A_L) = 0$ of the discrete energy levels E_j characterizing the ABS wavefunctions $\Phi_E(x)$. Explicitly, using Eqs.(A25) and (A28), such an equation can be written as

$$\alpha^{-2} e^{-2i\frac{E}{E_L}} + \alpha^2 e^{2i\frac{E}{E_L}} \det S^e(E) \det S^h(E) - (r_e' r_h' + r_e r_h) - e^{i\chi} t_e' t_h' - e^{-i\chi} t_h t_e' = 0 \quad (\text{A30})$$

where, from Eq.(11), one has

$$r_h(E) = -r_e^*(-E) \quad (\text{A31})$$

$$t_h(E) = +t_e^*(-E) \quad (\text{A32})$$

$$t_h'(E) = +t_e'^*(-E) \quad (\text{A33})$$

$$r_h'(E) = -r_e'^*(-E) \quad (\text{A34})$$

Exploiting the second expression in Eq.(10), one has $\det S^e(E) = -e^{2i\Gamma_m(E)}$ and $\det S^h(E) = -e^{-2i\Gamma_m(-E)}$. Moreover, using the definitions in Eq.(13), the ABS energy level equation (A30) reduces to Eq.(12) given in the Main Text, recovering the result of Ref[54].

On the other hand, Eq.(A29) also implies

$$a_{\uparrow}^h = \frac{\alpha e^{i\frac{E}{E_L}} t_h' \det S_0^e(E) + \alpha^{-1} e^{-i\frac{E}{E_L}} e^{-i\phi} t_e'}{e^{-i\frac{\phi}{2}} r_h t_e' + e^{i\frac{\phi}{2}} r_e' t_h'} a_{\uparrow}^e, \quad (\text{A35})$$

which can be substituted into the right-hand side of Eq.(A27), leading to obtain through a few algebra steps

$$a_{\downarrow}^e = \frac{\alpha^{-2} e^{-2i\frac{E}{E_L}} e^{-i\frac{\phi}{2}} - \left(e^{-i\frac{\phi}{2}} r_e r_h + e^{i\frac{\phi}{2}} t_e t_h' \right)}{e^{-i\frac{\phi}{2}} r_h t_e' + e^{i\frac{\phi}{2}} r_e' t_h'} a_{\uparrow}^e \quad (\text{A36})$$

and

$$a_{\downarrow}^h = \frac{\alpha^{-1} e^{-i\frac{E}{E_L}} r_e' - \alpha e^{i\frac{E}{E_L}} r_h \det S_0^e}{e^{-i\frac{\phi}{2}} r_h t_e' + e^{i\frac{\phi}{2}} r_e' t_h'} a_{\uparrow}^e \quad (\text{A37})$$

Moreover, inserting Eqs.(A35)-(A36)-(A37) into Eqs.(A14), (A15), (A16) and (A17), one finds

$$b_{\uparrow}^e = \frac{\alpha^{-2} e^{-2i\frac{E}{E_L}} r_e' - r_h \det S_0^e}{r_h t_e' + e^{i\phi} r_e' t_h'} a_{\uparrow}^e \quad (\text{A38})$$

$$b_{\uparrow}^h = \frac{e^{i\frac{\phi}{2}} e^{-i\frac{E}{E_L}}}{\alpha} \times \frac{\alpha^{-2} e^{-2i\frac{E}{E_L}} - (r_e r_h + e^{i\phi} t_e t_h')}{r_h t_e' + e^{i\phi} r_e' t_h'} a_{\uparrow}^e \quad (\text{A39})$$

$$b_{\downarrow}^h = \alpha^{-1} e^{-i\frac{\phi}{2}} e^{-i\frac{E}{E_L}} a_{\uparrow}^e \quad (\text{A40})$$

$$b_{\downarrow}^e = \frac{t_h' e^{i\phi} \det S_0^e(E) + \alpha^{-2} e^{-2i\frac{E}{E_L}} t_e'}{r_h t_e' + e^{i\phi} r_e' t_h'} a_{\uparrow}^e \quad (\text{A41})$$

Equations (A35), (A36), (A37), (A38), (A39), (A40) and (A41) express the 7 coefficients a_{\uparrow}^h , a_{\downarrow}^e , a_{\downarrow}^h , b_{\uparrow}^e , b_{\uparrow}^h , b_{\downarrow}^h and b_{\downarrow}^e as a function of the coefficient a_{\uparrow}^e . Thus, inserting Eqs.(A35), (A36), and (A37) into Eqs.(A11), (A12), (A13), the entire wavefunction in the superconductors and in the buffer regions can be expressed only in terms of the amplitude a_{\uparrow}^e and the energy eigenvalue E_j found by solving Eq.(12). Moreover, also the wavefunction inside the magnetic domain can also be expressed in terms of a_{\uparrow}^e , through relations that depend on the specific envisaged scatterer. In the subsection here below, we show how this

is done in the illustrative example of a magnetic barrier. Thus, the entire wavefunction $\Phi_E(x)$ can be expressed in terms of a_\uparrow^e only, which in turn is determined through the normalization condition $\int_{-\infty}^{+\infty} \Phi_E^\dagger(x) \Phi_E(x) dx = 1$.

1. Scattering matrix for a finite barrier

Because the magnetic disorder does not couple electron and hole sectors, one can determine the electron and hole wavefunction separately. Let us consider the case of a magnetic barrier

$$\mathbf{m}(x) = \begin{cases} 0 & x < x_1 \\ (m_\perp \cos \phi_\perp, m_\perp \sin \phi_\perp, m_z) & x_1 < x < x_2 \\ 0 & x > x_2 \end{cases} \quad (\text{A42})$$

where $x_1 > -L/2$ and $x_2 < L/2$ are the magnetic domain boundaries within the weak link. This case generalizes Eq.(15) by including also a m_z component parallel to the natural quantization axis of the helical states, as well as a generic orientation ϕ_\perp within the spin x - y plane of the magnetization.

We focus on the electron sector, while a similar calculation can be carried out for the hole sector. The wavefunction in the clean buffer regions N_L and N_R read

$$\begin{pmatrix} u_{E\uparrow}(x) \\ u_{E\downarrow}(x) \end{pmatrix} = \begin{pmatrix} a_\uparrow^e e^{+ik_E^e x} \\ b_\downarrow^e e^{-ik_E^e x} \end{pmatrix} \quad x < x_1 \quad (\text{A43})$$

and

$$\begin{pmatrix} u_{E\uparrow}(x) \\ u_{E\downarrow}(x) \end{pmatrix} = \begin{pmatrix} b_\uparrow^e e^{+ik_E^e x} \\ a_\downarrow^e e^{-ik_E^e x} \end{pmatrix} \quad x > x_2 \quad (\text{A44})$$

respectively, where k_E^e is given in Eq.(A6). For the wavefunction inside the barrier ($x_1 < x < x_2$), one has to distinguish two energy ranges. For $|\mu + E| < m_\perp$ the wavefunction consists of evanescent waves and reads

$$\begin{pmatrix} u_{E\uparrow}(x) \\ u_{E\downarrow}(x) \end{pmatrix} = \frac{1}{\sqrt{2}} \begin{pmatrix} e^{+\frac{i}{2}(\tilde{\theta}_E^e - \phi_\perp)} \\ e^{-\frac{i}{2}(\tilde{\theta}_E^e - \phi_\perp)} \end{pmatrix} e^{+i\tilde{k}_E^{e+} x} c_+^e + \frac{1}{\sqrt{2}} \begin{pmatrix} e^{-\frac{i}{2}(\tilde{\theta}_E^e + \phi_\perp)} \\ e^{+\frac{i}{2}(\tilde{\theta}_E^e + \phi_\perp)} \end{pmatrix} e^{+i\tilde{k}_E^{e-} x} c_-^e \quad (\text{A45})$$

where c_\pm^e are complex amplitudes,

$$\tilde{k}_E^{e\pm} = \frac{-m_z \pm i\sqrt{m_\perp^2 - (\mu + E)^2}}{\hbar v_F} \quad (\text{A46})$$

are complex wavevectors, and $\tilde{\theta}_E^e$ is an angle such that

$$\begin{cases} \cos \tilde{\theta}_E^e = \frac{\mu + E}{m_\perp} \\ \sin \tilde{\theta}_E^e = \frac{\sqrt{m_\perp^2 - (\mu + E)^2}}{m_\perp} \end{cases} \quad (\text{A47})$$

For $|\mu + E| > m_\perp$ the wavefunction exhibits oscillatory behavior and is given by

$$\begin{pmatrix} u_{E\uparrow}(x) \\ u_{E\downarrow}(x) \end{pmatrix} = \sqrt{\frac{m_\perp}{2|\mu + E|}} \begin{pmatrix} e^{+\frac{1}{2}(s_E \tilde{\theta}_E^e - i\phi_\perp)} \\ s_E e^{-\frac{1}{2}(s_E \tilde{\theta}_E^e - i\phi_\perp)} \end{pmatrix} e^{+i\tilde{k}_E^{e+} x} c_+^e + \sqrt{\frac{m_\perp}{2|\mu + E|}} \begin{pmatrix} e^{-\frac{1}{2}(s_E \tilde{\theta}_E^e + i\phi_\perp)} \\ s_E e^{+\frac{1}{2}(s_E \tilde{\theta}_E^e + i\phi_\perp)} \end{pmatrix} e^{+i\tilde{k}_E^{e-} x} c_-^e \quad (\text{A48})$$

where

$$\tilde{k}_E^{e\pm} = \frac{-m_z \pm \sqrt{(\mu + E)^2 - m_\perp^2}}{\hbar v_F} \quad (\text{A49})$$

are real wavevectors, and $\tilde{\theta}_E^e$ is determined by

$$\begin{cases} \cosh \tilde{\theta}_E^e = \frac{|\mu + E|}{m_\perp} \\ \sinh \tilde{\theta}_E^e = \frac{\sqrt{(\mu + E)^2 - m_\perp^2}}{m_\perp} \end{cases} \quad (\text{A50})$$

with $s_E = \text{sgn}(\mu + E)$. Imposing the continuity at (say) the boundary x_1 of the wavefunctions in Eq.(A43) and Eq.(A45) [or Eq.(A48)], one obtains a set of two linear equations that lead to express the amplitudes c_\pm^e characterizing the wavefunction inside the magnetic region as a function of the amplitudes a_\uparrow^e and b_\downarrow^e . The above calculations straightforwardly enable one to obtain the scattering matrix $S_e(E)$ of the barrier, which can be written in the form of Eq.(10), where the transmission coefficient is

$$T_E = \begin{cases} \left(1 + \left(\frac{m_\perp}{\sqrt{m_\perp^2 - (\mu + E)^2}} \sinh \left[\frac{L_m}{\hbar v_F} \sqrt{m_\perp^2 - (\mu + E)^2} \right] \right)^2 \right)^{-1} & |\mu + E| < m_\perp \\ \left(1 + \left(\frac{m_\perp}{\sqrt{(\mu + E)^2 - m_\perp^2}} \sin \left[\frac{L_m}{\hbar v_F} \sqrt{(\mu + E)^2 - m_\perp^2} \right] \right)^2 \right)^{-1} & |\mu + E| > m_\perp \end{cases}, \quad (\text{A51})$$

whereas the phases $\Gamma_m(E)$, $\Theta_m(E)$ and $\chi_m(E)$ are given by

$$\Gamma_m(E) = \begin{cases} \arctan \left[\frac{\mu+E}{\sqrt{m_\perp^2 - (\mu+E)^2}} \tanh \left(\frac{L_m}{\hbar v_F} \sqrt{m_\perp^2 - (\mu+E)^2} \right) \right] - \frac{(\mu+E)L_m}{\hbar v_F} & |\mu+E| < m_\perp \\ \arctan \left[\frac{\mu+E}{\sqrt{(\mu+E)^2 - m_\perp^2}} \tan \left(\frac{L_m}{\hbar v_F} \sqrt{(\mu+E)^2 - m_\perp^2} \right) \right] - \frac{(\mu+E)L_m}{\hbar v_F} + \pi \vartheta \left[-\cos \left(\frac{L_m}{\hbar v_F} \sqrt{(\mu+E)^2 - m_\perp^2} \right) \right] & |\mu+E| > m_\perp \end{cases} \quad (\text{A52})$$

and

$$\Theta_m(E) = 2k_E^e x_0 + \phi_\perp \quad (\text{A53})$$

$$\chi_m(E) = \frac{m_z L_m}{\hbar v_F}, \quad (\text{A54})$$

respectively. Here, $x_0 = (x_1 + x_2)/2$ denotes the mid-point of the barrier, $L_m = x_2 - x_1$ is its spatial extension, and ϑ the Heaviside step function.

-
- [1] N. M. Chtchelkatchev and Y. V. Nazarov, Andreev quantum dots for spin manipulation, *Phys. Rev. Lett.* **90**, 226806 (2003).
 - [2] C. Padurariu and Y. V. Nazarov, Theoretical proposal for superconducting spin qubits, *Phys. Rev. B* **81**, 144519 (2010).
 - [3] A. Zazunov, R. Egger, T. Jonckheere, and T. Martin, Anomalous Josephson current through a spin-orbit coupled quantum dot, *Phys. Rev. Lett.* **103**, 147004 (2009).
 - [4] A. A. Reynoso, G. Usaj, C. A. Balseiro, D. Feinberg, and M. Avignon, Spin-orbit-induced chirality of Andreev states in Josephson junctions, *Phys. Rev. B* **86**, 214519 (2012).
 - [5] M. Jakob, K. Laubscher, P. Vecchio, A. Chatterjee, V. Fatemi, and S. Bosco, *Fast readout of quantum dot spin qubits via Andreev spins* (2025), [arXiv:2506.19762 \[cond-mat.mes-hall\]](#).
 - [6] S. A. Wolf, D. D. Awschalom, R. A. Buhrman, J. M. Daughton, S. von Molnár, M. L. Roukes, A. Y. Chtchelkanova, and D. M. Treger, Spintronics: A spin-based electronics vision for the future, *Science* **294**, 1488 (2001).
 - [7] D. Awschalom and M. Flatté, Challenges for semiconductor spintronics, *Nature Physics* **3**, 153 (2007).
 - [8] H. Lu, D. F. Bofill, Z. Sun, T. Kanne, J. Nygård, M. Kjaergaard, and V. Fatemi, Andreev spin relaxation time in a shadow-evaporated InAs weak link, *Phys. Rev. Appl.* **24**, 024046 (2025).
 - [9] S. Park and A. L. Yeyati, Andreev spin qubits in multichannel Rashba nanowires, *Phys. Rev. B* **96**, 125416 (2017).
 - [10] Y. Fauvel, J. S. Meyer, and M. Houzet, Opportunities for the direct manipulation of a phase-driven Andreev spin qubit, *Phys. Rev. B* **109**, 184515 (2024).
 - [11] L. Tosi, C. Metzger, M. F. Goffman, C. Urbina, H. Pothier, S. Park, A. L. Yeyati, J. Nygård, and P. Krogstrup, Spin-orbit splitting of Andreev states revealed by microwave spectroscopy, *Phys. Rev. X* **9**, 011010 (2019).
 - [12] M. Hays, V. Fatemi, K. Serniak, D. Bouman, S. Diamond, G. Lange, P. Krogstrup, J. Nygård, A. Geresdi, and M. Devoret, Continuous monitoring of a trapped superconducting spin, *Nature Physics* **16**, 1 (2020).
 - [13] M. Hays, V. Fatemi, D. Bouman, J. Cerrillo, S. Diamond, K. Serniak, T. Connolly, P. Krogstrup, J. Nygård, A. L. Yeyati, A. Geresdi, and M. H. Devoret, Coherent manipulation of an Andreev spin qubit, *Science* **373**, 430 (2021).
 - [14] M. Pita-Vidal, A. Bargerbos, R. Žitko, L. Splitthoff, L. Grünhaupt, J. Wesdorp, Y. Liu, L. Kouwenhoven, R. Aguado, B. Heck, A. Kou, and C. Andersen, Direct manipulation of a superconducting spin qubit strongly coupled to a transmon qubit, *Nature Physics* **19**, 1 (2023).
 - [15] A. Bargerbos, M. Pita-Vidal, R. Žitko, L. J. Splitthoff, L. Grünhaupt, J. J. Wesdorp, Y. Liu, L. P. Kouwenhoven, R. Aguado, C. K. Andersen, A. Kou, and B. van Heck, Spectroscopy of spin-split Andreev levels in a quantum dot with superconducting leads, *Phys. Rev. Lett.* **131**, 097001 (2023).
 - [16] M. Pita-Vidal, J. J. Wesdorp, L. J. Splitthoff, A. Bargerbos, Y. Liu, L. P. Kouwenhoven, and C. K. Andersen, Strong tunable coupling between two distant superconducting spin qubits, *Nature Physics* **20**, 1158 (2024).
 - [17] M. Pita-Vidal, J. J. Wesdorp, and C. K. Andersen, Blueprint for all-to-all-connected superconducting spin qubits, *PRX Quantum* **6**, 010308 (2025).
 - [18] S. Hoffman, M. Hays, K. Serniak, T. Hazard, and C. Tahan, Decoherence in Andreev spin qubits, *Phys. Rev. B* **111**, 045304 (2025).
 - [19] S. Hoffman and C. Tahan, *Resolving Andreev spin qubits in Germanium-based Josephson junctions* (2025), [arXiv:2510.23961 \[cond-mat.mes-hall\]](#).
 - [20] M. Valentini, O. Sagi, L. Baghumyan, T. Gijssels, J. Jung, S. Calcaterra, A. Ballabio, J. Aguilera, K. Aggarwal, M. Janik, T. Adletzberger, R. Seoane Souto, M. Leijnse, J. Danon, C. Schrade, E. Bakkers, D. Chrastina, G. Isella, and G. Katsaros, Parity-conserving cooper-pair transport and ideal superconducting diode in planar germanium, *Nature Communications* **15** (2024).
 - [21] A. Leblanc, C. Tangchingchai, Z. Sadre Montaz, E. Kiyooka, J.-M. Hartmann, F. Gustavo, J.-L. Thomassin, B. Brun, V. Schmitt, S. Zihlmann, R. Maurand, E. Dumur, S. De Franceschi, and F. Lefloch, Gate- and flux-tunable $\sin(2\phi)$ Josephson element with planar-Ge junctions.

- tions, *Nature communications* **16**, 1010 (2025).
- [22] P. Kurilovich, T. Vakhel, T. Connolly, C. Böttcher, and B. Heck, *Andreev spin qubit protected by franck-condon blockade* (2025), [arXiv:2506.08568 \[cond-mat.mes-hall\]](#).
- [23] K. Laubscher, V. Fatemi, and J. Sau, *Andreev spin qubits bound to Josephson vortices in spin-orbit coupled planar Josephson junctions* (2025), [arXiv:2512.11021 \[cond-mat.mes-hall\]](#).
- [24] A. Svetogorov, K. Piasotski, W. Belzig, and M. Pletyukhov, Theory of three-terminal Andreev spin qubits, *Phys. Rev. B* **112**, L100508 (2025).
- [25] P. San-Jose and E. Prada, Solitonic Andreev spin qubits from Andreev states in Corbino Josephson junctions, *Phys. Rev. Res.*, (2026).
- [26] B. A. Bernevig and S.-C. Zhang, Quantum spin Hall effect, *Phys. Rev. Lett.* **96**, 106802 (2006).
- [27] M. König, H. Buhmann, L. W. Molenkamp, T. Hughes, C.-X. Liu, X.-L. Qi, and S.-C. Zhang, The quantum spin Hall effect: Theory and experiment, *Journal of the Physical Society of Japan* **77**, 031007 (2008).
- [28] X.-L. Qi and S.-C. Zhang, Topological insulators and superconductors, *Rev. Mod. Phys.* **83**, 1057 (2011).
- [29] Y. Ando, Topological insulator materials, *Journal of the Physical Society of Japan* **82**, 102001 (2013).
- [30] B. A. Bernevig, T. L. Hughes, and S.-C. Zhang, Quantum spin Hall effect and topological phase transition in HgTe quantum wells, *Science* **314**, 1757 (2006).
- [31] M. König, S. Wiedmann, C. Brüne, A. Roth, H. Buhmann, L. W. Molenkamp, X.-L. Qi, and S.-C. Zhang, Quantum spin Hall insulator state in HgTe quantum wells, *Science* **318**, 766 (2007).
- [32] C. Brüne, A. Roth, E. G. Novik, M. König, H. Buhmann, E. M. Hankiewicz, W. Hanke, J. Sinova, and L. W. Molenkamp, Evidence for the ballistic intrinsic spin Hall effect in HgTe nanostructures, *Nature Physics* **6**, 448 (2010).
- [33] K. Nowack, E. Spanton, M. Baenninger, M. König, J. Kirtley, B. Kalisky, C. Ames, P. Leubner, C. Brüne, H. Buhmann, L. Molenkamp, D. Goldhaber-Gordon, and K. Moler, Imaging currents in HgTe quantum wells in the quantum spin Hall regime, *Nature materials* **12** (2013).
- [34] I. Knez, R.-R. Du, and G. Sullivan, Evidence for helical edge modes in inverted InAs/GaSb quantum wells, *Phys. Rev. Lett.* **107**, 136603 (2011).
- [35] L. Du, I. Knez, G. Sullivan, and R.-R. Du, Robust helical edge transport in gated InAs/GaSb bilayers, *Phys. Rev. Lett.* **114**, 096802 (2015).
- [36] Z. Fei, T. Palomaki, S. Wu, W. Zhao, X. Cai, B. Sun, P. Nguyen, J. Finney, X. Xu, and D. Cobden, Edge conduction in monolayer WTe₂, *Nature Physics* **13**, 683 (2017).
- [37] S. Tang, C. Zhang, D. Wong, Z. Pedramrazi, H. Tsai, C.-L. Jia, B. Moritz, M. Claassen, H. Ryu, S. Kahn, J. Jiang, H. Yan, M. Hashimoto, D. Lu, R. G. Moore, C. Cuk Hwang, C. Hwang, Z. Hussain, Y. Chen, M. M. Ugeda, Z. Liu, X. Xie, T. P. Devereaux, M. F. Crommie, S. Mo, and Z. Xun Shen, Quantum spin Hall state in monolayer 1T'-WTe₂, *Nature Physics* **13**, 683 (2017).
- [38] S. Wu, V. Fatemi, Q. D. Gibson, K. Watanabe, T. Taniguchi, R. J. Cava, and P. Jarillo-Herrero, Observation of the quantum spin Hall effect up to 100 Kelvin in a monolayer crystal, *Science* **359**, 76 (2018).
- [39] S. Hart, H. Ren, T. Wagner, P. Leubner, M. Mühlbauer, C. Brüne, H. Buhmann, L. W. Molenkamp, and A. Yacoby, Induced superconductivity in the quantum spin Hall edge, *Nature Physics* **10**, 638 (2013).
- [40] V. Pribiag, A. Beukman, F. Qu, M. Cassidy, C. Charpentier, W. Wegscheider, and L. Kouwenhoven, Edge-mode superconductivity in a two-dimensional topological insulator, *Nature Nanotechnology* **10**, 593 (2015).
- [41] J. Wiedenmann, E. Bocquillon, R. Deacon, S. Hartinger, O. Herrmann, T. Klapwijk, L. Maier, C. Ames, C. Brüne, C. Gould, A. Oiwa, K. Ishibashi, S. Tarucha, H. Buhmann, and L. Molenkamp, 4π -periodic Josephson supercurrent in HgTe-based topological Josephson junctions, *Nature Communications* **7**, 10303 (2016).
- [42] P. Mandal, S. Mondal, M. Stehno, S. Ilić, F. Bergeret, T. Klapwijk, C. Gould, and L. Molenkamp, Magnetically tunable supercurrent in dilute magnetic topological insulator-based Josephson junctions, *Nature Physics* **20**, 984 (2024).
- [43] W. Liu, S. Piatrusha, X. Liang, S. Upadhyay, L. Fürst, C. Gould, J. Kleinlein, H. Buhmann, M. Stehno, and L. Molenkamp, Period-doubling in the phase dynamics of a shunted HgTe quantum well Josephson junction, *Nature Communications* **16** (2025).
- [44] J. C. Budich, F. Dolcini, P. Recher, and B. Trauzettel, Phonon-induced backscattering in helical edge states, *Phys. Rev. Lett.* **108**, 086602 (2012).
- [45] A. M. Lunde and G. Platero, Helical edge states coupled to a spin bath: Current-induced magnetization, *Phys. Rev. B* **86**, 035112 (2012).
- [46] A. Del Maestro, T. Hyart, and B. Rosenow, Backscattering between helical edge states via dynamic nuclear polarization, *Phys. Rev. B* **87**, 165440 (2013).
- [47] C.-H. Hsu, P. Stano, J. Klinovaja, and D. Loss, Effects of nuclear spins on the transport properties of the edge of two-dimensional topological insulators, *Phys. Rev. B* **97**, 125432 (2018).
- [48] S. Artemenko and V. Kaladzhyan, Photogalvanic effects in topological insulators, *JETP Letters* **97** (2012).
- [49] G. Dolcetto, F. Cavaliere, and M. Sassetti, Magnetic ac control of the spin textures in a helical Luttinger liquid, *Phys. Rev. B* **89**, 125419 (2014).
- [50] B. Dóra, J. Cayssol, F. Simon, and R. Moessner, Optically engineering the topological properties of a spin Hall insulator, *Phys. Rev. Lett.* **108**, 056602 (2012).
- [51] S. Shamim, W. Beugeling, P. Shekhar, K. Bendias, L. Lunczer, J. Kleinlein, H. Buhmann, and L. Molenkamp, Quantized spin Hall conductance in a magnetically doped two dimensional topological insulator, *Nature Communications* **12**, 3193 (2021).
- [52] C.-X. Liu, X.-L. Qi, X. Dai, Z. Fang, and S.-C. Zhang, Quantum anomalous Hall effect in Hg_{1-y}Mn_yTe quantum wells, *Phys. Rev. Lett.* **101**, 146802 (2008).
- [53] S.-G. Cheng, The quantum anomalous Hall effect in a topological insulator thin film — the role of magnetic disorder, *Europhysics Letters* **105**, 57004 (2014).
- [54] F. Crépin, B. Trauzettel, and F. Dolcini, Signatures of majorana bound states in transport properties of hybrid structures based on helical liquids, *Phys. Rev. B* **89**, 205115 (2014).
- [55] C. Wu, B. A. Bernevig, and S.-C. Zhang, Helical liquid and the edge of quantum spin Hall systems, *Phys. Rev. Lett.* **96**, 106401 (2006).
- [56] J. Maciejko, C. Liu, Y. Oreg, X.-L. Qi, C. Wu, and S.-C. Zhang, Kondo effect in the helical edge liquid of the quantum spin Hall state, *Phys. Rev. Lett.* **102**, 256803 (2009).

- (2009).
- [57] Y. Tanaka, A. Furusaki, and K. A. Matveev, Conductance of a helical edge liquid coupled to a magnetic impurity, *Phys. Rev. Lett.* **106**, 236402 (2011).
 - [58] E. Eriksson, A. Ström, G. Sharma, and H. Johannesson, Electrical control of the Kondo effect in a helical edge liquid, *Phys. Rev. B* **86**, 161103 (2012).
 - [59] B. L. Altshuler, I. L. Aleiner, and V. I. Yudson, Localization at the edge of a 2d topological insulator by Kondo impurities with random anisotropies, *Phys. Rev. Lett.* **111**, 086401 (2013).
 - [60] J.-H. Zheng and M. A. Cazalilla, Nontrivial interplay of strong disorder and interactions in quantum spin-Hall insulators doped with dilute magnetic impurities, *Phys. Rev. B* **97**, 235402 (2018).
 - [61] C. W. J. Beenakker, Universal limit of critical-current fluctuations in mesoscopic Josephson junctions, *Phys. Rev. Lett.* **67**, 3836 (1991).
 - [62] C. W. J. Beenakker and H. van Houten, Josephson current through a superconducting quantum point contact shorter than the coherence length, *Phys. Rev. Lett.* **66**, 3056 (1991).
 - [63] C. Ishii, Josephson currents through junctions with normal metal barriers, *Progress of Theoretical Physics* **44**, 1525 (1970).
 - [64] H.-J. Kwon, K. Sengupta, and V. Yakovenko, Fractional a.c. Josephson effect in p- and d-wave superconductors, *European Physical Journal B* **37**, 349 (2003).
 - [65] L. Fu and C. L. Kane, Josephson current and noise at a superconductor/quantum-spin-Hall-insulator/superconductor junction, *Phys. Rev. B* **79**, 161408 (2009).
 - [66] C. W. J. Beenakker, D. I. Pikulin, T. Hyart, H. Schomerus, and J. P. Dahlhaus, Fermion-parity anomaly of the critical supercurrent in the quantum spin-Hall effect, *Phys. Rev. Lett.* **110**, 017003 (2013).
 - [67] S. Barbarino, R. Fazio, M. Sassetti, and F. Taddei, Parity dependent Josephson current through a helical Luttinger liquid, *New Journal of Physics* **15**, 085025 (2013).
 - [68] F. Crépin and B. Trauzettel, Parity measurement in topological Josephson junctions, *Phys. Rev. Lett.* **112**, 077002 (2014).
 - [69] P. F. Bagwell, Suppression of the Josephson current through a narrow, mesoscopic, semiconductor channel by a single impurity, *Phys. Rev. B* **46**, 12573 (1992).
 - [70] F. Rossi, *Theory of Semiconductor Quantum Devices: Microscopic Modeling and Simulation Strategies* (Springer, 2011).
 - [71] M. A. Nielsen and I. L. Chuang, *Quantum Computation and Quantum Information* (Cambridge University Press, 2010).
 - [72] F. Lüpke, D. Waters, S. de la Barrera, M. Widom, D. Mandrus, J.-Q. Yan, R. Feenstra, and B. Hunt, Proximity-induced superconducting gap in the quantum spin hall edge state of monolayer WTe₂, *Nature Physics* **16**, 1 (2020).
 - [73] I. A. Merkulov, A. L. Efros, and M. Rosen, Electron spin relaxation by nuclei in semiconductor quantum dots, *Phys. Rev. B* **65**, 205309 (2002).
 - [74] T. Li, P. Wang, H. Fu, L. Du, K. A. Schreiber, X. Mu, X. Liu, G. Sullivan, G. A. Csáthy, X. Lin, and R.-R. Du, Observation of a helical Luttinger liquid in InAs/GaSb quantum spin Hall edges, *Phys. Rev. Lett.* **115**, 136804 (2015).
 - [75] J. C. Y. Teo and C. L. Kane, Critical behavior of a point contact in a quantum spin Hall insulator, *Phys. Rev. B* **79**, 235321 (2009).
 - [76] A. Ström and H. Johannesson, Tunneling between edge states in a quantum spin Hall system, *Phys. Rev. Lett.* **102**, 096806 (2009).
 - [77] J. Strunz, J. Wiedenmann, C. Fleckenstein, L. Lunczer, W. Beugeling, V. Müller, P. Shekhar, N. Traverso Ziani, S. Shamim, J. Kleinlein, H. Buhmann, B. Trauzettel, and L. Molenkamp, Interacting topological edge channels, *Nature Physics* **16**, 83 (2019).
 - [78] R. Fazio, F. W. J. Hekking, and A. A. Odintsov, Josephson current through a Luttinger liquid, *Phys. Rev. Lett.* **74**, 1843 (1995).
 - [79] R. Fazio, F. W. J. Hekking, and A. A. Odintsov, dc and ac Josephson effect in a superconductor-Luttinger-liquid-superconductor system, *Phys. Rev. B* **53**, 6653 (1996).
 - [80] D. L. Maslov, M. Stone, P. M. Goldbart, and D. Loss, Josephson current and proximity effect in Luttinger liquids, *Phys. Rev. B* **53**, 1548 (1996).