

# Optimizing Agentic Workflows using Meta-tools

Sami Abuzakuk<sup>1</sup> Anne-Marie Kermarrec<sup>1</sup> Rishi Sharma<sup>1</sup> Rasmus Moorits Veski<sup>1</sup> Martijn de Vos<sup>1</sup>

## Abstract

Agentic AI enables large language models (LLMs) to dynamically reason, plan, and interact with tools to solve complex tasks. However, agentic workflows often require many iterative reasoning steps and tool invocations, leading to significant operational expense, end-to-end latency and failures due to hallucinations. This work introduces Agent Workflow Optimization (AWO), a framework that identifies and optimizes redundant tool execution patterns to improve the efficiency and robustness of agentic workflows. AWO analyzes existing workflow traces to discover recurring sequences of tool calls and transforms them into *meta-tools*, which are deterministic, composite tools that bundle multiple agent actions into a single invocation. Meta-tools bypass unnecessary intermediate LLM reasoning steps and reduce operational cost while also shortening execution paths, leading to fewer failures. Experiments on two agentic AI benchmarks show that AWO reduces the number of LLM calls up to 11.9% while also increasing the task success rate by up to 4.2 percent points.

## 1. Introduction

Agentic AI has emerged as a powerful paradigm for solving complex, open-ended tasks with minimal human intervention (Acharya et al., 2025). By combining large language models (LLMs) with the ability to call tools, store memory, and perform iterative reasoning, agentic systems can dynamically plan and adapt while interacting with external environments. This flexibility allows LLM agents to execute a wide variety of workflows and solve user tasks, *e.g.*, making bookings across multiple services or managing personal finances, without requiring developers to explicitly program deterministic control flows in advance. Because

of their flexibility, LLM agents are being integrated across an increasing number of domains, such as software engineering (He et al., 2025), web-based task automation (Ning et al., 2025), and customer support (Wang et al., 2025).

To enable such flexibility, LLM agents can access a set of pre-defined *tools*, each exposing a specific capability of the system. For example, developers can build tools to send emails, write to files, or search the web. In practice, these tools typically correspond to existing API endpoints of services that allow agents to retrieve information, modify state, or interact with external services (Schick et al., 2023; Ning et al., 2025; Wu et al., 2024b). To solve a task, the LLM outputs code that invokes particular tools with the required parameters.

However, deploying LLM agents comes at a significant operational cost, introducing substantial overhead in both latency and resource consumption. Tool-calling agents invoke an LLM multiple times per task to plan, reason, revise, and recover from intermediate failures (Yao et al., 2023b). Each reasoning step incurs inference cost and contributes to end-to-end latency, which can be prohibitive in user-facing applications. This is particularly true if solving a task requires the execution of many tool calls in sequence, as is the case when interacting with fine-grained APIs. For example, creating a Spotify playlist and populating it using the web API requires multiple sequential requests (authorization, playlist creation, and playlist item addition). While agentic systems that work with such fine-grained tools end up being more flexible, the inherent non-determinism of LLMs can lead agents to explore redundant or suboptimal actions, particularly in multi-step tasks, further increasing computational costs and execution time. As agentic systems are deployed in increasingly complex environments and integrated into production workflows, these costs become a primary barrier to adoption, scalability and reliability (Zhang et al., 2025).

Examining common agentic workflows, we observed that they often exhibit highly regular structure, particularly in their early stages. We executed the tasks in APPWORLD, a public agentic AI benchmark (Trivedi et al., 2024), and captured the trajectories that the agents follow. In Figure 1, we present the lower bound of the number of tasks where the agents follow the same trajectory per step. For exam-

<sup>1</sup>EPFL, Switzerland. Correspondence to: Sami Abuzakuk <sami.abuzakuk@epfl.ch>, Rasmus Moorits Veski <rasmus.veski@epfl.ch>.

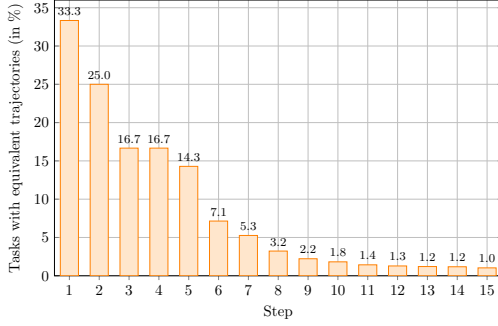


Figure 1. Percentage of tasks where agents have equivalent trajectories at a given step in APPWORLD (lower bound).

ple, after 5 steps, at least 14.3% of the tasks being completed by the agent followed an equivalent trajectory. We attribute this duplication to the fact that the set of exposed tools is typically not designed with agentic usage in mind. Therefore, identifying and deduplicating LLM effort across tasks has significant potential in reducing the operational overhead of running agentic systems.

In this paper, we introduce *Agent Workflow Optimization* AWO, a generic framework for improving the efficiency, utility, and runtime cost of agentic systems. AWO works by identifying and coalescing structural tool calls in trajectories, directly reducing the number of LLM calls in the agentic workflows. AWO provides the means to analyze tool call trajectories and detect recurring sequences of tool invocations that correspond to routine sub-tasks, and compiles these sequences into *meta-tools*. These meta-tools encapsulate common multi-step behaviors into single callable operations, allowing agents to bypass intermediate reasoning while retaining the ability to flexibly compose workflows at a higher level. In this way, AWO reduces inference cost and latency without sacrificing the generality that makes agentic systems effective.

We evaluate the effectiveness of AWO using two representative agentic AI benchmarks, covering both API-driven application workflows and interactive web-based tasks. Across these settings, we analyze large collections of execution traces generated by state-of-the-art LLM agents and identify recurring tool invocation patterns that can be compiled into meta-tools. Our results show that integrating meta-tools substantially reduces the number of LLM reasoning steps and tool calls required to complete tasks, yielding reductions of LLM calls up to 11.9%. In addition, we observe that AWO improves the task success rates by up to 4.2 percentage points, indicating that reducing redundancy not only improves system’s efficiency but can also enhance the effectiveness of the agents.

In summary, our contributions are as follows:

- We introduce AWO, a novel framework for detecting redundant patterns in an agentic workflow through merging agentic executions (Section 3). This allows for the creation of *meta-tools* removing unnecessary reasoning steps, reducing the number of tokens used, and hence, costs when operating agentic AI.
- We thoroughly evaluate AWO on a diverse set of agentic workflows, demonstrating its effectiveness in reducing token usage up to 11.9% and improving task success rate by 4.2 percent points (Section 5).
- We release AWO as an open-source framework<sup>1</sup>, enabling reproducibility, community collaboration, and motivating further research advancement in optimization agents.

## 2. Background and Motivation

We first describe the technical underpinning of agentic AI, explain workflows and trajectories, and then illustrate using an example how existing workflows can be made more efficient by coalescing tool calls.

### 2.1. Agentic AI and ReAct

Agentic AI refers to systems in which an LLM is used as a decision-making component that can autonomously pursue goals through interaction with an external environment. An agent maintains an internal state, such as task context, intermediate results, or memory, and dynamically selects actions to execute based on this state. These actions typically take the form of tool invocations, which may query external information sources, modify persistent state, or trigger side effects in downstream systems.

A common realization of agentic AI is the ReAct (Reasoning and Acting) loop, in which an agent interleaves internal reasoning with external actions (Yao et al., 2023b). In this

<sup>1</sup>Removed for double-blind review

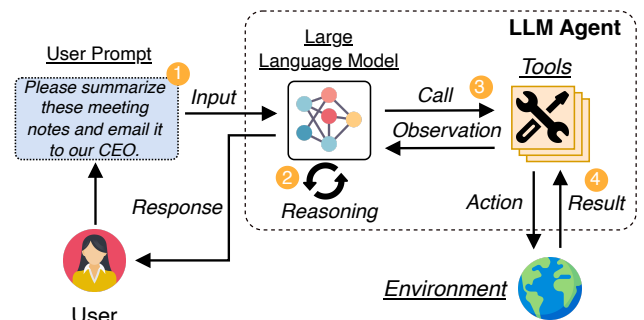


Figure 2. The ReAct Loop. The agent interleaves reasoning with external execution (“Action”), creating a step-by-step workflow.

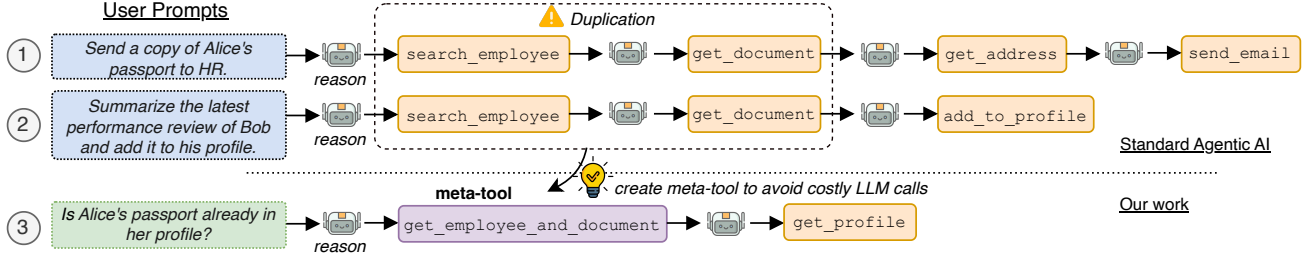


Figure 3. (top) Two distinct user prompts (in blue) and the associated workflow, including LLM reasoning and tool calling. User prompts, while different from a surface-level, might share sequences of tool calls. Our framework leverages this property to create *meta-tools*, reducing the number of costly LLM calls.

paradigm, the LLM alternates between generating natural-language reasoning steps that reflect its current plan or hypothesis, and invoking tools that act on the environment. We show the ReAct loop and components of the LLM agent in Figure 2. A user prompt is provided to an LLM and the LLM reasons about it. It may then decide to call tools, which modify the environment. The outcome of each tool invocation is returned to the agent as an observation, which is then incorporated into subsequent reasoning. This iterative process continues until the agent determines that the task has been completed. We refer to this continuous cycle as the *agent workflow*. The ReAct loop enables agents to decompose complex tasks into smaller steps, recover from intermediate errors, and adapt their strategy based on observations by coupling reasoning with action and feedback.

## 2.2. Tools

Tools are the primary interface through which an LLM agent interacts with its environment. Conceptually, a tool exposes some capability of the underlying system, such as querying an external service, retrieving information, or modifying a persistent state. In agentic AI implementations, each tool has a unique name, a natural-language description that informs the LLM on when to invoke it, and a structured schema describing its input arguments and return values. At runtime, the agent does not execute tools directly. Instead, the LLM produces a structured output indicating the selected tool and the corresponding arguments, which is parsed and executed by the system. As shown in Figure 2, the execution result is then returned to the agent as an observation and incorporated into subsequent reasoning steps.

## 2.3. Duplication in Tool Calls Across Prompts

To motivate our work, we show in Figure 3 different user prompts and the corresponding tool calls and LLM reasoning steps. Our example assumes an agentic system in a company that is made available to company employees. The agentic system has access to a set of tools that enables the agent to search for employees, fetch documents,

manage employee profiles, and send emails. A prompt in this setting could be "Send a copy of Alice's passport to HR". To solve this task, an LLM agent could first call the `SEARCH_EMPLOYEE` function to obtain the employee identifier of Alice and then get her passport by calling the `GET_DOCUMENT` function. To send the passport to HR, the agent can leverage the `GET_ADDRESS` and `SEND_EMAIL` tools. Between tool calls, we invoke the LLM with either the user prompt or the output of the last tool call, which is a compute-intensive and costly operation.

Another prompt, for example, "Summarize the latest performance review of Bob and add it to his profile" might use initially the same two tools as the first prompt, although with different arguments. While our example is hypothetical, such tool call duplication actually occurs in real-world agentic workloads. As highlighted by Figure 1, agents regularly enter equivalent states implying that the agents called identical tools or a set of tools leading to the same consequence. Therefore, we can identify shared sequences of tool calls across prompts and replace this sequence with a single *meta-tool*. We show such a meta-tool in purple in Figure 3 for a third prompt "Is Alice's passport already in her profile?". This meta-tool, named `GET_EMPLOYEE_AND_DOCUMENT`, combines the functionality of the `SEARCH_EMPLOYEE` and `GET_DOCUMENT` tool calls and avoids the intermediary LLM step.

Based on the above insight, our work focusses on the following research question: *How can we automatically identify and exploit recurring tool-invocation patterns in agentic execution traces in order to reduce reasoning overhead, latency, and cost without sacrificing task generality?*

## 3. Design of AWO

We now describe the workflow of the AWO framework, which steps are visualized in Figure 4. Agents frequently exhibit convergent patterns where they repeat identical sequences of thoughts and tool calls to solve recurrent sub-problems. Essentially, AWO first analyses existing agentic workflows to identify these redundant sub-sequences

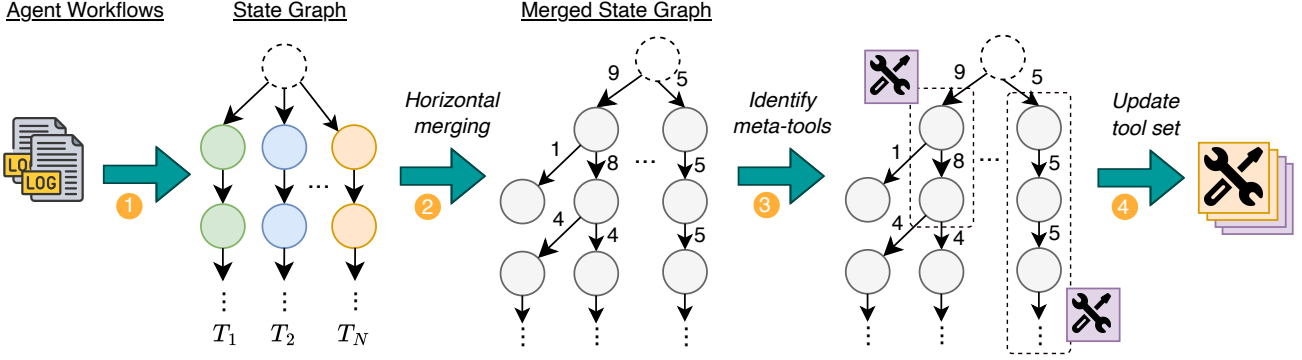


Figure 4. Overview of the AWO framework. Existing agent workflows are first transformed into a state graph (step 1) and then compressed via horizontal merging into a merged state graph to expose redundant workflows that end up in equivalent states (step 2). The merged state graph is used to identify meta-tools (step 3) which are added to the agent’s tool set (step 4).

and then combines them into meta-tools, thereby removing the need for LLM inference in those sections. AWO assumes the representativeness of the existing workflows, as the optimization will work only on sufficiently similar future workflows. Our approach increases the efficiency and robustness of agentic workflows while not compromising the flexibility of the LLM agent. We first describe the high-level process of AWO in Section 3.1 and then describe the workflow more formally in the subsequent subsections.

### 3.1. AWO in a Nutshell

To discover potential locations for meta-tools in a system we map existing agentic executions into a *state graph* and apply graph merging to merge similar executions (step 1 in Figure 4). In a state graph, each node (except for the root node) indicates the system state and each edge denotes a state transition, *e.g.*, induced by a LLM call. Each path from the root node to a leaf node is a single execution, which are identified by different colors in Figure 4. We first apply *horizontal merging* that aims to identify and combine states across executions, resulting in a *merged state graph* (step 2). The motivation behind this is that different sequences of tool calls can end up in the same state and we can use it to identify commonly executed paths. For example, it does not matter in which order an agent interacts with a calendar event delete action, if the same events were deleted. Horizontal merging is an application-specific process and requires domain knowledge. In this new graph, each edge is weighted, indicating the number of executions that follow that edge. Next, we apply *vertical merging*, which identifies the meta-tools with the highest potential to reduce LLM calls (step 3). We then select a subset of these identified meta-tools and add them to the existing set of tools that the LLM agents can access (step 4).

In the remainder of this section, we more formally describe the AWO workflow and involved steps.

### 3.2. State Graphs

To discover recurrent patterns, we need to have a representation of all executions in one data structure. In the context of AWO, an agentic execution  $E_i$  is defined as an ordered sequence of tool calls:

$$E_i = (T_i^1, T_i^2, \dots, T_i^{n_i}),$$

where  $T_i^j$  denotes the  $j$ -th tool call in execution  $i$ , and  $n_i$  is the length of execution  $i$ . Note that we do not model intermediate LLM reasoning or generation steps as part of the execution, as they are internal, non-deterministic, and not externally observable, whereas tool calls constitute the agent’s explicit interaction with the environment. We then define a state graph  $S = (V, E)$  as a graph, where edges can be interpreted as the decision to go from one tool call to the other, and node as the history (list) of the agent’s tool calls so far. For agentic workflows, the decision of which tool to call is determined by the output of the agents’ LLM call at that step. In Figure 4, we show an example state graph with  $N$  executions.

### 3.3. Merging the State Graph

Horizontal merging targets redundancy across agentic executions by identifying common tool-calls that repeatedly occur in different runs. Given a collection of executions  $\{E_i\}$ , we introduce domain expert’s rules to merge semantically equivalent states such that identical steps are represented by the same node. For example, tools that read data are typically commutative and can be applied in any order. A domain expert rule would make such actions commutative. We remark that identification of mergeable prefixes is highly application-dependent: determining which tool-call sequences are semantically equivalent and safe to reuse requires domain knowledge about tool behavior, side effects, and return values. As a result, it is difficult to effectively automate horizontal merging and AWO relies on domain experts to specify valid merging boundaries and equivalence

criteria. However, we experiment with using LLM agents for horizontal merging, which is described in Appendix C.

The output of the horizontal merging process is a *merged state graph*  $S_m = (V, E, w)$ . Note that  $S_m$  contains weighted edges with weight  $w$ , where the weight of an edge between two states  $s_1$  and  $s_2$  indicates the number of executions in which a transition from  $s_1$  to  $s_2$  occurs. An example merged state graph is visualized in Figure 4.

### 3.4. Identifying Meta-tools

We now discuss how we extract meta-tools from a merged state graph  $S_m$  and threshold  $T$ , which defines the minimal amount of executions that are worth merging. This algorithm is shown in Algorithm 1. We operate on a mutable copy of  $G$ , referred to as  $G'$  (Line 1 in Algorithm 1). The main idea is that we iteratively select some node  $n$  in  $G'$  and greedily attempt to merge these nodes with one of the children of  $n$  as long as this reduces the total sum of weights on all edges in  $G'$ , e.g., the number of LLM calls. We thus successively accumulate meta-tools  $M$  and recompress  $G_m$  into  $G'_m$  once a meta-tool is identified. This process repeats until we cannot identify any more meta-tools, after which we add them to the toolbox of the LLM agent. In other words, we are not reducing the dynamicity of the agent, but, we are introducing additional static and deterministic routes in the trajectory that the agent can follow. We now describe Algorithm 1 in detail.

---

**Algorithm 1:** Meta-Tool extraction from a merged state graph

---

**Input:** Merged state graph  $G_m = (V, E, w)$ ,  
threshold  $T$

**Output:** Set of meta-tools  $M$

```

1  $G'_m \leftarrow G_m$ ;
2 while true do
3    $state\_pairs \leftarrow \text{EXTRACT\_STATE\_PAIRS}(G'_m, T)$ ;
4   if not  $state\_pairs$ .EMPTY() then
5      $(n_x, n_y) \leftarrow state\_pairs[0]$ ;
6      $candidate\_tool \leftarrow candidate\_tool \cup \{n_x, n_y\}$ ;
7     while  $n_z = \text{SELECT\_CHILD}(n_y, T)$  do
8        $candidate\_tool \leftarrow candidate\_tool \cup \{n_z\}$ ;
9        $n_y \leftarrow n_z$ ;
10     $M \leftarrow M \cup \{candidate\_tool\}$ ;
11     $G'_m \leftarrow \text{COMPRESS\_GRAPH}(G_m, M)$ ;
12     $candidate\_tool \leftarrow \emptyset$ ;
13  else
14    return  $M$ 
    
```

---

**State Pair Extraction (Lines 2–3).** We start the identification of a meta-tool by extracting all pairs of edges  $n_x \rightarrow n_y$  in  $G'$ , filtering those with  $w(n_x, n_y) \geq T$  (line 2).  $T$  is a hyperparameter of AWO and ensures that the identified

meta-tools sufficiently reduce the number of LLM calls as otherwise we would end up with a single meta-tool per trajectory. State pair extraction is handled by the `EXTRACT_STATE_PAIRS` function that returns an ordered list of node pairs that are connected by an edge. This list is ordered descendingly by weight and then ascendingly by the path length to the root as tiebreaker.

**Pair and Chain Selection (Lines 5–9)** If there are no eligible state pairs, the algorithm terminates and returns the set of currently identified meta-tools  $M$  (line 14). Otherwise, we select the first pair  $(n_x, n_y)$  from the extracted state pairs (line 5). This edge constitutes the starting point of our candidate meta-tool that we refer to as *candidate\_tool* (line 6). Then, we recursively extend the meta-tool by selecting an edge from the children of  $n_y$ . A child will be selected by the `SELECT_CHILD` function only if it satisfies:

$$w(n_y, n_z) > \frac{1}{2} \sum_{y' \in N^+(n_y)} w(n_y, y')$$

where  $N^+(n_y)$  is the set of children of  $n_y$ . Intuitively, merging  $n_x, n_y, n_z$  would require to keep nodes  $n_x$  and  $n_y$  for all the children of  $n_y$  except  $n_z$ . If the number of trajectories covered by these nodes are more than 50% of the trajectories using  $n_z$ , the compression would increase the global number of edges. We extend the candidate meta-tool until no more children can be selected (lines 7–9).

**Rule Accumulation and Compression (Lines 10–14)** If we cannot extend the candidate meta-tool anymore, we add the set of edges generated by this iteration to the set  $M$  (line 10). For example, a candidate meta-tool of  $\{n_x, n_y, n_z\}$  represents one meta-tool calling the tools transitionning from state  $n_x$  to  $n_y$  and  $n_y$  to  $n_z$  in sequence. We then compress the original graph  $G_m$  using all accumulated rules in  $M$ , merging matched sequences into new nodes (line 11). We repeat until no valid state pairs remain in  $G'_m$ . Finally, the algorithm outputs  $M$  which contains the list of meta-tools that should be created for this set of trajectories.

## 4. Experimental Setup

We implemented our agents following the ReAct framework (see Section 2.1) and run the benchmarks using the GPT 5.1 (OpenAI, 2025a) and CLAUDE-SONNET-4-5-20250929 (Anthropic, 2025) models. For all models, we fix the temperature to 1. For generality, we also ran the experiments on an open source model GPT-OSS 120B (OpenAI, 2025b), the results are found in Appendix D. We next describe the benchmarks, what metrics we use to validate our results and describe the process of extracting meta-tools from these specific benchmarks.

#### 4.1. Benchmarks and meta-tool identification

We evaluate the effectiveness of AWO on two benchmarks for agentic AI: VISUALWEBARENA (Koh et al., 2024) and APPWORLD (Trivedi et al., 2024). These benchmarks are well-suited for our setting as they require multi-step tool use across heterogeneous APIs, producing long agentic trajectories. We now describe the specifications and the AWO meta-tool identification process of these benchmarks.

**VISUALWEBARENA.** VISUALWEBARENA (Koh et al., 2024) is a multimodal benchmark that simulates real-world web applications. The benchmark comprises 910 tasks using three websites: Reddit (210 tasks), Classifieds (234 tasks) and Shopping (466 tasks). The tools included in this benchmark allow the agent to interact with the website, *e.g.*, click on page elements, type text in an input field, or change tab. Our evaluation utilizes the tool-calling agent included in the benchmark. An example task in VISUALWEBARENA in the Shopping category is: *Buy the cheapest color photo printer and send it to Emily’s place.*

Analyzing agent traces from VISUALWEBARENA, we developed domain-aware merging rules to abstract ephemeral UI details such as element IDs, URLs and repeated navigation steps, while preserving semantic intent. We identified two meta-tools for each task category to capture recurring patterns like search-and-navigate flows and form submissions. Further details are provided in Appendix A.

**APPWORLD.** APPWORLD (Trivedi et al., 2024) is a benchmark simulating nine real-world applications such as Gmail and Spotify. These applications are operable via 457 distinct APIs, populated with simulated data of 100 fictitious users. Our analysis was conducted on all 168 tasks in the TEST-NORMAL split. For this benchmark, we use the coding agent configuration, as this was the best-performing agent reported in the original benchmark paper. This means that when merging tools we no longer explicitly reduce LLM calls, but do it indirectly through giving the LLM more direct tools. An example task in APPWORLD is: *Like all the songs and albums in my Spotify song and album library, respectively, that I have not liked yet.*

To identify meta-tools in APPWORLD, we analyzed execution traces generated across the full benchmark and constructed a state graph capturing tool invocation sequences. Horizontal merging was guided by domain knowledge about API semantics and their side effects. In particular, we treated read-only operations as commutative, collapsed repeated authentication flows, and abstracted away user-specific identifiers via regex-based normalization. This process revealed a small set of highly dominant prefixes that appeared across nearly all successful executions. We identified five meta-tools, all corresponding to application-specific auto-login and session-initialization routines. We

Table 1. Total token usage and cost of running both benchmarks on the GPT 5.1 and Claude 4.5 models, with and without AWO. A detailed breakdown is provided in the Appendix D in Tables 10 and 11.

Metric	GPT 5.1		Claude 4.5	
	Base	with AWO	Base	with AWO
VISUALWEBARENA				
Total Tokens	95.7M	90.3M (-5.6%)	120.2M	107.9M (-10.2%)
Total Cost (\$)	44.5	42.0 (-5.7%)	272.3	244.5 (-10.2%)
APPWORLD				
Total Tokens	34.1M	29.0M (-14.9%)	29.8M	27.0M (-9.4%)
Total Cost (\$)	31.59	26.85 (-15.0%)	29.63	28.39 (-4.2%)

provide additional details about merging heuristics and meta-tool definitions in Appendix B.

#### 4.2. Metrics

Our primary evaluation objective is to quantify the efficiency gains achieved by AWO. Thus, the main focus is on reducing the *number of LLM calls* per benchmark execution, as each call directly incurs inference cost, contributes to end-to-end latency and expends the LLM context, increasing the likelihood of hallucinations. We also report the resulting *token usage* and *monetary cost* of LLM invocations, with and without AWO, which are derived from the total number of input and output tokens processed.

To provide further insight into how workflow optimization affects the behavior of LLM agents, we also report execution-level characteristics. We measure the *length of execution trajectories*, expressed as the number of reasoning or action steps per task, which captures the extent to which meta-tools shorten agent workflows. We also report the *task success rate* to ensure that efficiency improvements do not come at the expense of solution quality and to assess whether reducing early-stage redundancy can improve robustness. Unless stated otherwise, all metrics are aggregated over all task executions and reported as averages across the benchmark suite.

### 5. Evaluation

We now present and analyze the gains and characteristics of AWO across both benchmarks.

#### 5.1. Efficiency Gains by AWO

We first quantify the efficiency gains by AWO, in terms of LLM call count, token usage and cost.

**LLM Calls.** Figure 5 shows the LLM call count with

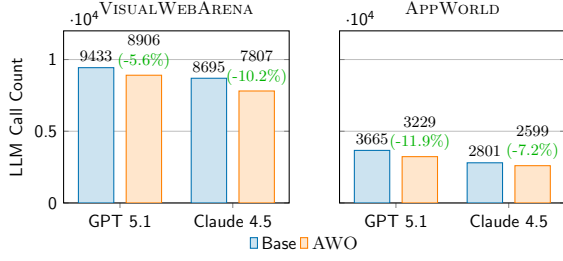


Figure 5. The LLM call count with and without AWO, when using the GPT 5.1 and Claude 4.5 models, for APPWORLD (left) and VISUALWEBARENA (right).

and without AWO, for two models and on both benchmarks. The number of LLM calls made by the agent decreased across both benchmarks when meta-tools are available. This reduction ranges from 5.6% to 10.2% for VISUALWEBARENA and from 7.2% to 11.9% for APPWORLD depending on the model. Meta-tools thus enable the agent to complete tasks with less reasoning steps required. Notably, for VISUALWEBARENA we achieve this reduction with only two meta-tools, highlighting the potential for optimization with AWO.

**Token usage and cost.** Table 1 provides an overview of the total (input and output) tokens and cost when running both benchmarks using the evaluated models, with and without AWO. We observe that the cost savings are directly linked to the llm calls count. For instance, the reduction ranges from 5.7% to 10.2% for VISUALWEBARENA and from 4.2% to 15% in APPWORLD. This is due to the most expensive part of an LLM’s work being linked to the cost of its output tokens (a full breakdown of the cost is available in Appendix D). Meta-tools do not reduce the amount of tokens per step, but remove whole steps, bypassing the output token cost for that step.

**Task success rate.** Figure 6 shows the task success rate across models and benchmarks, with and without AWO. In general, AWO contributes positively to the task success rate, which we explain as follows. On one hand, meta-tools decrease the average number of steps to completion, *e.g.*, when using Claude 4.5, AWO reduces this number from 16.7 to 15.4 on APPWORLD and from 10.8 to 9.7 on VISUALWEBARENA. This reduces the agent context size within a single execution which in turn reduces potential errors. On the other hand, meta-tools allow agents to quickly complete overarching sub-tasks that would otherwise necessitate reasoning over and invoking multiple fine-grained tools. We see a slight decrease in task success rate for AWO on APPWORLD with Claude 4.5. However, we manually verify that in this setting the created meta-tools are appropriate and we attribute this decrease to randomness by the LLM process when running tasks that are not using meta-tools.

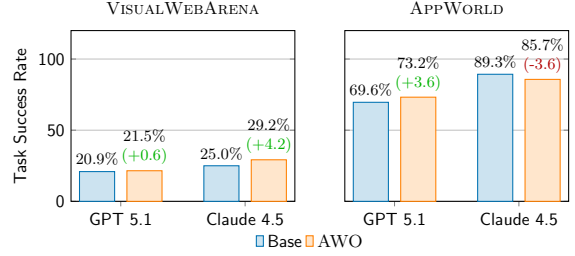


Figure 6. The task success rate with and without AWO, when using the GPT 5.1 and Claude 4.5 models, for APPWORLD (left) and VISUALWEBARENA (right).

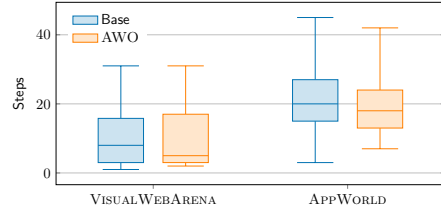


Figure 7. The distribution of steps for tasks that used Meta-Tools with and without AWO using GPT 5.1 for VISUALWEBARENA and APPWORLD.

## 5.2. Meta-tools Analysis

We now analyze the effect of meta-tools on the execution trajectories across both benchmarks.

**Meta-tool Utilization.** The utilization rate of meta-tools varied significantly between benchmarks and models. In APPWORLD, meta-tool utilization was remarkably high: both GPT 5.1 and Claude 4.5 achieved 98.2% utilization, indicating that nearly all tasks benefited from the auto-login meta-tools. In VISUALWEBARENA, utilization was more moderate: 30.6% and 16.3% for the GPT 5.1 and Claude 4.5 models, respectively. This difference reflects the nature of the benchmarks, APPWORLD tasks consistently require authentication across its simulated applications, making login meta-tools universally applicable, while VISUALWEBARENA’s tasks split earlier, making the meta-tools inherently more specialized.

**Meta-tools impact.** Figure 7 shows the distribution of the number of steps for tasks that used meta-tools comparing them to the same tasks with the base toolset with the GPT 5.1 model (the full distribution is available in Appendix D). On average, tasks using meta-tools take 1.0 less steps on VISUALWEBARENA and 2.63 less steps on APPWORLD. This result highlights that when they are used, meta-tools effectively reduce the length of trajectories.

## 5.3. Merging Analysis

The number of meta-tools we can extract is linked to the level of horizontal merging we can achieve. Table 2 dis-

Table 2. Comparison of node, edge, and sink counts before and after horizontal merging for VISUALWEBARENA and APPWORLD.

Strategy	$ V $	$ E $	Sinks
VISUALWEBARENA			
State graph	6216	6213	870
Merged state graph	5189 (−16.5%)	5186	863
APPWORLD			
State graph	2427	2427	82
Merged state graph	249 (−89.7%)	447	47

plays the effect of horizontal merging on the state graphs of VISUALWEBARENA and APPWORLD. Importantly, while horizontal merging provides multiple candidates for meta-tools, they might not be realizable in cases, where the tools are of high complexity or have a wide input space. Thus, we observe that while the merging level on VISUALWEBARENA (−16.5%) is in the same range as the final LLM steps saved (−10.2%), APPWORLD merging did not follow this trend. This is due to many candidate meta-tools in APPWORLD not being reasonably convertible.

## 6. Related Work

**Agentic Infrastructure Optimizations.** Recent work has explored various approaches to improve the execution efficiency of agentic systems. LLMCOMPILER (Kim et al., 2024) achieves latency speedups and cost savings through parallel tool execution via DAG-based planning, identifying independent tool calls that can be executed concurrently. TOOLCHAIN\* (Zhuang et al., 2024) formulates tool-use planning as A\* search over a decision tree of potential API calls, reducing exploration time while improving accuracy. LLM-TOOL COMPILER (Singh et al., 2024) proposes runtime tool fusion inspired by hardware multiply-add operations, combining related calls dynamically during execution. ADAS (Hu et al., 2025) introduces meta-agents that automatically design agent architectures through code generation. Unlike methods that optimize runtime execution or tool composition, AWO statically extracts meta-tools from trajectories before deployment. This eliminates runtime overhead and ensures deterministic sub-task execution. These approaches are complementary: AWO’s meta-tools can be further enhanced via parallel execution or improved search strategies.

**Tool Selection and Prompting.** A separate line of work targets efficiency through improved reasoning and tool selection strategies. ReAct (Yao et al., 2023b) interleaves reasoning traces with actions, enabling agents to dynamically plan and adjust tool usage based on intermediate observations. TREE OF THOUGHT (Yao et al., 2023a) extends chain-of-thought prompting by exploring multiple reasoning paths, allowing for deliberate planning and backtrack-

ing during complex problem-solving. AVATAR (Wu et al., 2024a) employs contrastive reasoning between successful and failed trajectories to teach agents better tool selection, however, this requires additional training on trajectory data. Recent work on joint optimization (Wu et al., 2025) focuses on refining agent prompts and tool descriptions to reduce unnecessary calls. ACON (Kang et al., 2025) compresses environment observations and interaction histories, reducing peak token usage while preserving task accuracy. Beyond improving reasoning or selection, AWO reduces the agent’s decision load by encapsulating multi-step behaviors into single, higher-level abstractions.

**LLM Optimizations.** Orthogonal to tool-level optimizations, some works have focused on reducing inference costs at the model level. Techniques such as KV-cache optimizations (Kwon et al., 2023; Pope et al., 2023; Adnan et al., 2024) and FLASHATTENTION (Dao et al., 2022; Dao, 2023; Shah et al., 2024) reduce computational overhead during generation. While these approaches optimize token and memory efficiency, AWO provides a complementary benefit by reducing total LLM invocations through meta-tools, allowing for their combined application.

**Code Optimizations.** The core idea behind AWO is similar to the idea of function inlining in compilers and kernel fusion in GPU-programming. Function inlining has been extensively studied as a means to eliminate call overhead and enable further optimizations (Davidson & Holler, 1988; Chang et al., 1992; Chakrabarti & Liu, 2006; Theodoridis et al., 2022). Profile-guided approaches use execution traces to identify candidates for inlining (Chang et al., 1992), analogous to how AWO analyzes agent trajectories to identify common tool sequences. Kernel fusion in GPU computing (Wang et al., 2010; Fousek et al., 2011; Wahib & Maruyama, 2014) combines multiple operations into single kernels to reduce memory traffic and improve efficiency, a concept parallel to our meta-tool abstraction. We apply similar principles to agentic workflows by identifying common tool sequences within stochastic, LLM-generated execution traces and fusing them into meta-tools. This adapts traditional compiler optimization to non-deterministic control flows.

## 7. Conclusions

We introduced AWO, a framework that analyzes agentic workflows to compile recurring agent behaviors into deterministic meta-tools. AWO reduces operational cost and end-to-end latency of running agentic AI while improving task success by replacing redundant LLM reasoning with reusable composite actions provided by meta-tools. Our experimental evaluation on two benchmarks suggest that AWO is a practical path toward making agentic systems more efficient and reliable in production settings.

## Impact Statement

This paper presents work whose goal is to advance the field of machine learning systems. There are many potential societal consequences of our work, none of which we feel must be specifically highlighted here.

## LLM Usage Statement

We acknowledge the use of various LLM assistants to help retrieve information such as related work, baselines, and help polish the writing of the paper. However, all ideas, designs, and writing were developed and verified by the authors.

## References

- Acharya, D. B., Kuppan, K., and Divya, B. Agentic ai: Autonomous intelligence for complex goals—a comprehensive survey. *IEEE Access*, 2025.
- Adnan, M., Arunkumar, A., Jain, G., Nair, P. J., Soloveychik, I., and Kamath, P. Keyformer: Kv cache reduction through key tokens selection for efficient generative inference. *Proceedings of Machine Learning and Systems*, 6:114–127, 2024.
- Anthropic. Claude sonnet 4.5. <https://www.anthropic.com/news/claude-sonnet-4-5>, September 2025. Large language model, version claude-sonnet-4-5-20250929.
- Chakrabarti, D. R. and Liu, S.-M. Inline analysis: Beyond selection heuristics. In *International Symposium on Code Generation and Optimization (CGO’06)*, pp. 12–pp. IEEE, 2006.
- Chang, P. P., Mahlke, S. A., Chen, W. Y., and Hwu, W.-M. W. Profile-guided automatic inline expansion for c programs. *Software: Practice and Experience*, 22(5): 349–369, 1992.
- Dao, T. Flashattention-2: Faster attention with better parallelism and work partitioning. *arXiv preprint arXiv:2307.08691*, 2023.
- Dao, T., Fu, D., Ermon, S., Rudra, A., and Ré, C. Flashattention: Fast and memory-efficient exact attention with io-awareness. *Advances in neural information processing systems*, 35:16344–16359, 2022.
- Davidson, J. W. and Holler, A. M. A study of a c function inliner. *Software: Practice and Experience*, 18(8):775–790, 1988.
- Fousek, J., Filipovič, J., and Madzin, M. Automatic fusions of cuda-gpu kernels for parallel map. *ACM SIGARCH Computer Architecture News*, 39(4):98–99, 2011.
- He, J., Treude, C., and Lo, D. Llm-based multi-agent systems for software engineering: Literature review, vision, and the road ahead. *ACM Transactions on Software Engineering and Methodology*, 34(5):1–30, 2025.
- Hu, S., Lu, C., and Clune, J. Automated design of agentic systems. In *The Thirteenth International Conference on Learning Representations*, 2025. URL <https://openreview.net/forum?id=t9U3LW7JVX>.
- Kang, M., Chen, W.-N., Han, D., Inan, H. A., Wutschitz, L., Chen, Y., Sim, R., and Rajmohan, S. Acon: Optimizing context compression for long-horizon llm agents. *arXiv preprint arXiv:2510.00615*, 2025.
- Kim, S., Moon, S., Tabrizi, R., Lee, N., Mahoney, M. W., Keutzer, K., and Gholami, A. An LLM compiler for parallel function calling. In Salakhutdinov, R., Kolter, Z., Heller, K., Weller, A., Oliver, N., Scarlett, J., and Berkenkamp, F. (eds.), *Proceedings of the 41st International Conference on Machine Learning*, volume 235 of *Proceedings of Machine Learning Research*, pp. 24370–24391. PMLR, 21–27 Jul 2024. URL <https://proceedings.mlr.press/v235/kim24y.html>.
- Koh, J. Y., Lo, R., Jang, L., Duvvur, V., Lim, M. C., Huang, P.-Y., Neubig, G., Zhou, S., Salakhutdinov, R., and Fried, D. Visualwebarena: Evaluating multimodal agents on realistic visual web tasks. *arXiv preprint arXiv:2401.13649*, 2024.
- Kwon, W., Li, Z., Zhuang, S., Sheng, Y., Zheng, L., Yu, C. H., Gonzalez, J., Zhang, H., and Stoica, I. Efficient memory management for large language model serving with pagedattention. In *Proceedings of the 29th symposium on operating systems principles*, pp. 611–626, 2023.
- Ning, L., Liang, Z., Jiang, Z., Qu, H., Ding, Y., Fan, W., Wei, X.-y., Lin, S., Liu, H., Yu, P. S., et al. A survey of webagents: Towards next-generation ai agents for web automation with large foundation models. In *Proceedings of the 31st ACM SIGKDD Conference on Knowledge Discovery and Data Mining V. 2*, pp. 6140–6150, 2025.
- OpenAI. GPT-5.1: A smarter, more conversational ChatGPT. <https://openai.com/index/gpt-5-1/>, November 2025a. Accessed: 2026-01-09.
- OpenAI. Introducing gpt-oss. <https://openai.com/index/introducing-gpt-oss>, August 2025b. Accessed: 2026-01-09.
- Pope, R., Douglas, S., Chowdhery, A., Devlin, J., Bradbury, J., Heek, J., Xiao, K., Agrawal, S., and Dean, J.

- Efficiently scaling transformer inference. *Proceedings of machine learning and systems*, 5:606–624, 2023.
- Schick, T., Dwivedi-Yu, J., Dessì, R., Raileanu, R., Lomeli, M., Hambro, E., Zettlemoyer, L., Cancedda, N., and Scialom, T. Toolformer: Language models can teach themselves to use tools. *Advances in Neural Information Processing Systems*, 36:68539–68551, 2023.
- Shah, J., Bikshandi, G., Zhang, Y., Thakkar, V., Ramani, P., and Dao, T. Flashattention-3: Fast and accurate attention with asynchrony and low-precision. *Advances in Neural Information Processing Systems*, 37:68658–68685, 2024.
- Singh, S., Karatzas, A., Fore, M., Anagnostopoulos, I., and Stamoulis, D. An llm-tool compiler for fused parallel function calling. *arXiv preprint arXiv:2405.17438*, 2024.
- Theodoridis, T., Grosser, T., and Su, Z. Understanding and exploiting optimal function inlining. In *Proceedings of the 27th ACM International Conference on Architectural Support for Programming Languages and Operating Systems*, pp. 977–989, 2022.
- Trivedi, H., Khot, T., Hartmann, M., Manku, R., Dong, V., Li, E., Gupta, S., Sabharwal, A., and Balasubramanian, N. Appworld: A controllable world of apps and people for benchmarking interactive coding agents, 2024. URL <https://arxiv.org/abs/2407.18901>.
- Wahib, M. and Maruyama, N. Scalable kernel fusion for memory-bound gpu applications. In *SC’14: Proceedings of the International Conference for High Performance Computing, Networking, Storage and Analysis*, pp. 191–202. IEEE, 2014.
- Wang, G., Lin, Y., and Yi, W. Kernel fusion: An effective method for better power efficiency on multithreaded gpu. In *2010 IEEE/ACM Int’l Conference on Green Computing and Communications & Int’l Conference on Cyber, Physical and Social Computing*, pp. 344–350. IEEE, 2010.
- Wang, H., Peng, X., Cheng, H., Huang, Y., Gong, M., Yang, C., Liu, Y., and Lin, J. Ecom-bench: Can llm agent resolve real-world e-commerce customer support issues? In *Proceedings of the 2025 Conference on Empirical Methods in Natural Language Processing: Industry Track*, pp. 276–284, 2025.
- Wu, B., Meij, E., and Yilmaz, E. A joint optimization framework for enhancing efficiency of tool utilization in LLM agents. In Che, W., Nabende, J., Shutova, E., and Pilehvar, M. T. (eds.), *Findings of the Association for Computational Linguistics: ACL 2025*, pp. 22361–22373, Vienna, Austria, July 2025. Association for Computational Linguistics. ISBN 979-8-89176-256-5. doi: 10.18653/v1/2025.findings-acl.1149. URL <https://aclanthology.org/2025.findings-acl.1149/>.
- Wu, S., Zhao, S., Huang, Q., Huang, K., Yasunaga, M., Cao, K., Ioannidis, V. N., Subbian, K., Leskovec, J., and Zou, J. Avatar: Optimizing llm agents for tool usage via contrastive reasoning. In Globerson, A., Mackey, L., Belgrave, D., Fan, A., Paquet, U., Tomczak, J., and Zhang, C. (eds.), *Advances in Neural Information Processing Systems*, volume 37, pp. 25981–26010. Curran Associates, Inc., 2024a. doi: 10.52202/079017-0817. URL [https://proceedings.neurips.cc/paper\\_files/paper/2024/file/2db8ce969b000fe0b3fb172490c33ce8-Paper-Conference.pdf](https://proceedings.neurips.cc/paper_files/paper/2024/file/2db8ce969b000fe0b3fb172490c33ce8-Paper-Conference.pdf).
- Wu, Z., Han, C., Ding, Z., Weng, Z., Liu, Z., Yao, S., Yu, T., and Kong, L. Os-copilot: Towards generalist computer agents with self-improvement. *arXiv preprint arXiv:2402.07456*, 2024b.
- Yao, S., Yu, D., Zhao, J., Shafran, I., Griffiths, T., Cao, Y., and Narasimhan, K. Tree of thoughts: Deliberate problem solving with large language models. In Oh, A., Naumann, T., Globerson, A., Saenko, K., Hardt, M., and Levine, S. (eds.), *Advances in Neural Information Processing Systems*, volume 36, pp. 11809–11822. Curran Associates, Inc., 2023a. URL [https://proceedings.neurips.cc/paper\\_files/paper/2023/file/271db9922b8d1f4dd7aaef84ed5ac703-Paper-Conference.pdf](https://proceedings.neurips.cc/paper_files/paper/2023/file/271db9922b8d1f4dd7aaef84ed5ac703-Paper-Conference.pdf).
- Yao, S., Zhao, J., Yu, D., Du, N., Shafran, I., Narasimhan, K. R., and Cao, Y. React: Synergizing reasoning and acting in language models. In *The Eleventh International Conference on Learning Representations*, 2023b. URL [https://openreview.net/forum?id=WE\\_vluYUL-X](https://openreview.net/forum?id=WE_vluYUL-X).
- Zhang, G., Yue, Y., Li, Z., Yun, S., Wan, G., Wang, K., Cheng, D., Yu, J. X., and Chen, T. Cut the crap: An economical communication pipeline for llm-based multi-agent systems. In *The Thirteenth International Conference on Learning Representations*, 2025.
- Zhuang, Y., Chen, X., Yu, T., Mitra, S., Burszty, V., Rossi, R. A., Sarkhel, S., and Zhang, C. Toolchain\*: Efficient action space navigation in large language models with a\* search. In *The Twelfth International Conference on Learning Representations*, 2024. URL <https://openreview.net/forum?id=B6pQxqUcT8>.

## A. Visual Web Arena

### A.1. Horizontal Merging Rules

To identify common path in the trajectories, we implement compression rules to map semantically equivalent states in the state graph to the same nodes. In Visual Web Arena, we do this by identifying ids, used by the agent for its interactions with the web pages, that corresponds to the same element.

**State Definition** As Visual Web Arena relies on a Tool Calling Agent, every LLM reasoning call leads to exactly one action. Thus, each node of the state graph can be the tool call generated by the LLM call. As actions are different when applied to a page with a different url (for example, click on id 2 for two different pages lead to two different results), the state is defined as the tuple (tool.call, current\_url).

The horizontal merging applied to this state definition consists in rewriting rules mapping semantically equivalent tuple to the same tuple. We now present these rules for each suite of the benchmark.

**Reddit** The reddit website has a navbar available on every pages. In particular, the element with id 3 is always the search bar and the element with id 4 is the search button. The first rewriting rules map the type [3] to type\_search [string] and click [4] to start\_search. Note that including a line break in the search string directly starts the search. In such cases, a start\_search is added to allow identification during the Meta-Tool extraction.

The second main rewriting rule focuses on post comments. Every post includes a comment textarea. Using the html of each specific page, we identify the id of the text area and map type [comment\_area\_id] to write\_comment [string]. We also identify the post button id to map click [post\_id] to post\_comment. Note that all type actions happening before clicking the post button are always concatenated into a single write\_comment. Finally, we map fixed elements of the navbar such as buttons redirecting to the forum list or to the user account to their specific actions.

**Classifieds** Similarly to reddit, the classifieds website has a search bar. This search bar is only present on the main page and the category pages and at different positions using different interaction ids. We identify the id for each url and map type [search\_id] to type\_search [string] and click [search\_button] to start\_search. We make sure to add a start\_search to type actions including a line break.

Like the post\_comment action in reddit, we identify the comment title and body text areas, and map the type actions accordingly, making sure to merge several type actions into a single write\_title or write\_body.

**Shopping** The shopping website has a navbar with a search bar always available. The first mapping rule maps any type to this bar into a write\_search [string] and clicks to start\_search. Notably, because of the website layout, the id of the search bar can be different and we identify it for each url to ensure correct identification of the type states.

Similarly to the post comments in both previous websites, shopping has a review features. We identify the id of the title and review text areas and map type actions to write\_title and write\_review. Again, all types to these elements are merged into a single action. Reviews also include a rating system requiring the user to click on the number of stars corresponding to the rating. We identify the id of each start and map them to set\_rating [rating] states.

### A.2. Visual Web Arena Meta-Tools

We list the meta-tools created for each suite in Visual Web Arenas with their associated tool calls in Table 3.

## B. Appworld methods

### B.1. State graph for coding agents

In a coding agent, the agent can output multiple toolcalls in one trip to the LLM engine. Thus, theoretically, with a perfect agent and context engineering, the agent could solve a whole task with one output, assuming the environment outputs don't change toolcalls used. Thus, using tool calls to define states is a proxy and merging them only indirectly reduces the number of LLM calls, as they get access to more direct tools. However, as coding agents often take small steps, this still reduces the amount of times an agent uses its LLM. This is backed by our positive results in Section 5.

### B.2. Merging Heuristics for AppWorld

In order to extract popular execution paths (hot paths) from a state graph, we must merge them. In Appworld, we do this through relaxing the state rule, applying regex rules to the execution logs, making domains commutative and merging recurrent actions.

**State Definition** In a merged state graph for Appworld, a node is defined by

Table 3. Implemented meta-tools in each suite of VISUALWEBARENA and their corresponding tool calls.

Website	Meta-tool	Tool Call
Reddit	search [string]	type [3] [string] click [4]
	post_comment [comment]	scroll // scroll to comment box type [comment_box_id] [comment] click [post_comment_id]
Classifieds	search [string]	type [search_box_id] [string] click [search_submit_id]
	post_comment [title] [comment]	scroll // scroll to comment box type [title_box_id] [title] type [comment_box_id] [comment] click [post_comment_id]
Shopping	search [string]	type [search_box_id] [string] click [search_submit_id]
	leave_review [rating] [title] [review]	click [review_tab_id] scroll // scroll to review box click [rating_star] type [title_box_id] [title] type [review_box_id] [review] click [post_review_id]

$$V = \text{Hash}(\Phi_{GET} \oplus \Phi_{ACTION})$$

$\Phi_{GET}$  is a **set** of all gathering actions the agent has done and  $\Phi_{ACTION}$  is a **list** of all other actions. This distinction is made to make all read-like actions commutative and idempotent, for example merging workflows, where agents read the same documents in a different order. If the agent reads the same document twice, it does not change the state, as read actions are recorded in a set.

**Regex Merging** Regex rules are used mostly to remove the relevance of specific arguments from the execution logs. An example of a regex rule would be mapping `user_id=\d+ → user_id={UID}` in all tasks, so as to merge the same task done for different users.

**Domain Commutativity** Standard APIs often consist of functionally independent services (e.g., Gmail vs. Spotify). We define a rule where actions in disjoint domains are treated as commutative.

$$\text{State}(A_{gmail} \rightarrow B_{spotify}) \equiv \text{State}(B_{spotify} \rightarrow A_{gmail})$$

This heuristic collapses "diamond" structures in the graph, merging diverging paths that achieve the same multi-domain outcome.

**Recurrent Action Merging** Agents often perform repetitive actions, such as paging through search results. We detect these repetitions and compress them into a single

self-referential loop node ( $A \odot$ ) to prevent the graph from expanding infinitely during long scraping tasks.

 Table 4. Graph topology statistics through different compression strategies.  $|V|$ : Nodes,  $|E|$ : Edges,  $\overline{d_{in}}$ : Average In-Degree. Strategies are cumulative top to bottom. Graphs constructed from 82 GPT-4o traces containing 2427 total API calls.

Strategy	$ V $	$ E $	Sinks	$\overline{d_{in}}$	Endpts
Disjoint (Base)	2428	2427	82	1.00	2427
+ GETs	1211	1437	73	1.19	638
+ Regex	750	968	66	1.29	331
+ Actions	249	447	<b>47</b>	1.80	77

Importantly, our collection of merging rules is not exhaustive, as for any agentic system there might be more rules to be discovered by the expert human or agent. The resulting graph statistics through a cumulative application of merging strategies on the APPWORLD benchmark can be seen in Table 4. The detected meta-tools for AppWorld using these heuristics are found in Table 5.

## C. Automated Optimization Loop

While human analysis is effective for identifying initial meta-tool candidates, scaling this process requires automation. We explored whether an agent could autonomously discover merging rules by directly analyzing execution traces. To this end, we implemented an agentic loop that iteratively sweeps over logs and defines regex rules for trace merging.

Table 5. Implemented meta-tools in APPWORLD and the multi-step API calls they replace.

Meta-Tool	Replaced Tool Call Sequence
spotify_auto_login()	supervisor.show_account_passwords() spotify.login(username, password)
file_system_auto_login()	supervisor.show_account_passwords() file_system.login(username, password)
venmo_auto_login()	supervisor.show_account_passwords() venmo.login(username, password)
phone_auto_login()	supervisor.show_account_passwords() phone.login(username, password)
simple_note_auto_login()	supervisor.show_account_passwords() simple_note.login(username, password)

### C.1. Optimization Primitives

The optimization agent operates through a set of three discrete actions. They allow the agent to modify the graph topology by identifying semantic equivalences and removing redundancy. The actions mirror the merging heuristics described in Appendix B.2.

**regex\_sub** Identifies unimportant noise within execution traces (e.g., timestamps, ephemeral session IDs) and replaces them with static placeholders (e.g., mapping `user_id=8372`  $\rightarrow$  `user_id={UID}`).

This action forces distinct execution paths to collapse into a single path.

**set\_domain** Tags operations with specific functional domains (e.g., SPOTIFY, GMAIL). The graph construction algorithm treats actions in disjoint domains as commutative. This action allows the graph to merge diverging "diamond" structures (where  $A \rightarrow B$  vs  $B \rightarrow A$ ) into a single unified flow.

**set\_semantic\_type** Categorizes operations based on their side-effect profile:

- **Annotator:** Internal logging or reasoning (Zero state change).
- **Accessor:** Read-only operations (Idempotent).
- **Mutator:** Write operations (State-changing).

Annotators are excluded from the state hash, and Accessors (readers) only affect the state on their first usage, debloating the graph.

### C.2. The Optimization Cycle

The discovery of these rules is driven by an iterative agentic loop, illustrated in Figure 8. The process repeats for a

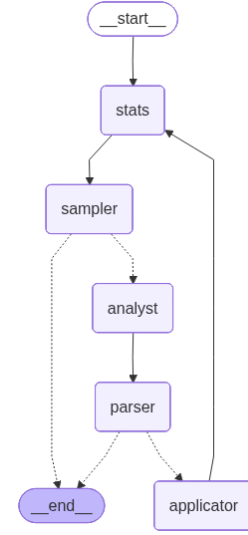


Figure 8. Horizontal merger agent structure. The agent has the capability to calculate stats, visualise logs, decide merging rules and apply them

maximum of  $N$  iterations or until the agent finds no new rules.

The workflow consists of five distinct stages:

1. **Stats:** Calculates graph complexity metrics (node/edge count, branching factor) to quantify progress.
2. **Sampler:** Selects a random subset of traces to not overflow the LLM with too many traces.
3. **Analyst:** The LLM node. It scans the sample to discover patterns and propose new merge rules (e.g., `regex_sub`).
4. **Parser:** Validates the LLM output structural correctness. If no valid rules are found, the system routes back to the sampler.

5. **Applicator:** Executes validated rules against the *entire* global dataset, permanently transforming the trace graph for the next cycle.

### C.3. Agentic merging results

The results of the agentic merger are preliminary, as we do not yet have a proper methodology for evaluating the quality of its work. As the number of regex rules output could reach thousands, verifying their correctness or setting guardrails could be more difficult, then just having a domain expert do the analysis themselves.

The first tests indicate it is capable of large merges, with the caveat that it hasn’t been able to merge full paths like a human has been.

Table 6. Graph topology statistics across different optimization iterations. Data shows the progression of one graph merging execution from Iteration 0 (disjoint graph) to 100.

Iteration	V	E	Sinks	$\overline{d_{in}}$	Endpts
0	5432	5443	129	1.00	4170
1	4166	4403	129	1.06	3689
2	3943	4199	128	1.06	3425
3	2013	2408	128	1.20	1647
15	1490	1822	116	1.22	965
50	1477	1806	113	1.22	959
100	1163	1423	<b>97</b>	1.22	821

Table 6 displays the merged state graph statistics through 100 merging-agent iterations. We observe that on 168 App-world tasks it was able to reduce the number of nodes from 5432 to 1163.

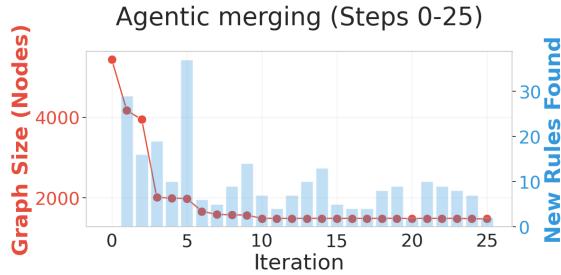


Figure 9. Graph compression through iterations of the agent cycle in Figure8. The Merging is very effective at the start and even though the number of rules output does not change drastically, the agent is unable to achieve merging levels a human would

Figure 9 shows the number of rules generated by the agent compared to the level of merging the rules achieved through 25 iterations of the merging agent. Notably, the compression is very effective at the start, but quickly stagnates, as the agent struggles to discover meaningful rules, that actually have an effect on the horizontal merging process.

Furthermore, due to the agent’s volatility and sheer number of rules it outputs, it is difficult to evaluate whether all of the rules it created were good, or whether some of them were bad enough to contaminate the whole system, making meta-tool discovery a gamble. Verification of an agent rule and meta-tool discoverer remains a future challenge.

## D. Additional Results

In addition to GPT 5.1 and Claude 4.5, we ran our experiments with an open source model GPT-OSS. The full quantitative results of the three models are recorded in Table 7 for VISUALWEBARENA and in Table 9 for App-world. Note that a breakdown of all results with the three suites available in VISUALWEBARENA is available in Table 8. They display the accuracy, number of LLM steps, total cost, latency, meta-tool utilisation and the number of interactions with the environment through API calls and database operations through an execution with an agent that either has or does not have access to meta-tools. We observe that nearly all cost-related metrics reduce as a result of introducing meta-tools.

However, interestingly, while GPT-OSS benefitted from having meta-tools in terms of task completion, it became less efficient at both benchmarks. We empirically observed that this is due to it often forgetting what it had done. Therefore it often picked using meta-tools as the path forward, since they leave a powerful impression.

Tables 10 and 11 break down the total token usage of running the full benchmarks before and after adding meta-tools. It can be seen, that the most significant cost comes from output tokens. Since the agent’s memory largely remains the same through an execution, the cost from cache hits is not great. This means that reducing the number of times the LLM has to generate new toolcalls is the most expensive part of the procedure, which is why we prioritize skimming down on the trips to the LLM altogether

Table 7. Results for the VISUALWEBARENA benchmark. <sup>†</sup>GPT-OSS results are for the Reddit dataset only using only the textual data.

	GPT 5.1		Claude 4.5		GPT-OSS <sup>†</sup>	
	Base	AWO	Base	AWO	Base	AWO
Task success rate	20.9%	21.5%	25.0%	29.2%	6.1%	10.9%
Total LLM call count	9433	8906 (−5.59%)	8695	7807 (−10.21%)	2141	2548 (+19.01%)
E2E latency (hours)	52.87	53.00	40.17	36.55	12.84	15.15
Steps/task	11.2	10.6	10.8	9.7	13.0	15.4
Task duration (average in seconds)	226.0	226.6	178.98	162.82	280.19	330.65
Meta-tool utilisation	—	30.6%	—	16.3%	—	31.5%

Table 8. Per-dataset breakdown for the VISUALWEBARENA benchmark.

Dataset	Model	Task success rate	Total Steps	Duration (hrs)	Meta-tool Usage
Reddit	GPT 5.1	17.6%	3440	17.56	—
	GPT 5.1 w/ AWO	18.5%	3080	16.41	33.2%
	Claude 4.5	15.3%	2313	9.28	—
	Claude 4.5 w/ AWO	19.8%	2098	10.89	20.3%
Shopping	GPT 5.1	20.9%	3532	27.17	—
	GPT 5.1 w/ AWO	22.3%	3399	24.87	35.2%
	Claude 4.5	27.8%	3863	21.35	—
	Claude 4.5 w/ AWO	32.3%	3453	18.89	14.8%
Classifieds	GPT 5.1	24.5%	2461	8.14	—
	GPT 5.1 w/ AWO	22.9%	2427	11.72	17.0%
	Claude 4.5	27.6%	2519	9.54	—
	Claude 4.5 w/ AWO	30.7%	2256	6.77	16.1%

Table 9. Results for the APPWORLD benchmark.

	GPT 5.1		Claude 4.5		GPT-OSS	
	Base	AWO	Base	AWO	Base	AWO
Task success rate	69.6%	73.2%	89.3%	85.7%	14.3%	16.1%
Total LLM call count	3665	3229 (−11.90%)	2801	2588 (−7.60%)	2137	2226 (+4.20%)
E2E latency (hours)	12.44	9.37	3.53	4.11	3.32	3.49
LLM call/task	21.8	19.2	16.7	15.4	13.2	12.7
task duration (average in seconds)	266.6	200.8	75.6	88.1	71.1	74.8
Meta-tool utilisation		98.2%		98.2%		39.3%
total API calls	9115	6415	5010	4869	6253	8821
API calls/task	54.3	38.2	29.8	29.0	37.2	52.5
DB ops/task	26.2	25.7	25.8	25.5	25.4	30.5

Table 10. Token usage and cost breakdown for the VISUALWEBARENA benchmarks. Prices are shown per 1 million tokens. Note that GPT does not incur a separate cache write fee.

Metric	GPT 5.1			Claude 4.5		
	Price/1M	Base	AWO	Price/1M	Base	AWO
Input Cache Miss	\$1.25	25.5M	24.1M	\$3.00	25.8M	23.2M
Input Cache Hit	\$0.125	68.8M	65.9M	\$0.30	50.6M	45.4M
Input Cache Write	—	0	0	\$3.75	42.4M	38.1M
Output Tokens	\$10.00	0.39M	0.36M	\$15.00	1.4M	1.2MM
<b>Total Tokens</b>		<b>95.7M</b>	<b>90.3M</b>		<b>120.1M</b>	<b>108.0M</b>
<b>Total Cost (\$)</b>		<b>44.5</b>	<b>42.0</b>		<b>272.3</b>	<b>244.5</b>

*Table 11.* Token usage and cost breakdown for the APPWORLD benchmark (168 tasks). Prices are shown per 1 million tokens. Note that GPT does not incur a separate cache write fee.

<b>Metric</b>	<b>GPT 5.1</b>			<b>Claude 4.5</b>		
	<i>Price/1M</i>	Base	AWO	<i>Price/1M</i>	Base	AWO
Input Cache Miss	\$1.25	3.69M	2.99M	\$3.00	2.21M	2.19M
Input Cache Hit	\$0.125	28.04M	23.96M	\$0.30	24.92M	22.17M
Input Cache Write	—	0	0	\$3.75	2.21M	2.18M
Output Tokens	\$10.00	2.35M	2.01M	\$15.00	0.48M	0.47M
<b>Total Tokens</b>		<b>34.08M</b>	<b>28.97M</b>		<b>29.82M</b>	<b>27.01M</b>
<b>Total Cost (\$)</b>		<b>31.59</b>	<b>26.85</b>		<b>29.63</b>	<b>28.39</b>