






Decomposition of Schwarzschild Green's Function

Junquan Su ¹, Neev Khera ¹, Marc Casals^{2,3,4}, Sizheng Ma ⁵, Abhishek Chowdhuri ¹ and Huan Yang ^{1,*}

¹*Department of Astronomy, Tsinghua University, Beijing 100084, China*

²*Institut für Theoretische Physik, Universität Leipzig,
Brüderstraße 16, 04103 Leipzig, Germany*

³*School of Mathematics and Statistics, University College Dublin, Belfield, Dublin 4, D04 V1W8, Ireland*

⁴*Centro Brasileiro de Pesquisas Físicas (CBPF), Rio de Janeiro, CEP 22290-180, Brazil*

⁵*Perimeter Institute for Theoretical Physics, Waterloo, ON N2L2Y5, Canada*

In this work, we present a full description of the spherically decomposed Green's function of a non-rotating black hole, which naturally splits into three components: the direct part, the quasinormal modes, and the tail. Both the direct part and the tail are contributed by branch cut integrals on the complex-frequency domain, and the quasinormal modes correspond to poles of the Green's function. We show that these different components match the Green's function numerically obtained by solving a time-domain Regge-Wheeler code. In addition, the components of the Green's function also agree with earlier studies in Schwarzschild spacetime with small cosmological constant. The identification of all the various parts of the Schwarzschild Green's function represents an important step towards analyzing direct waves and quasinormal modes in the ringdown stage of binary black hole coalescence, as well as their nonlinear interaction near the merger.

I. INTRODUCTION

The Green's function of a black hole spacetime describes the signal sourced by a burst localized at a given point within the black hole spacetime. Depending on the nature of the equation, the corresponding signal may be a scalar wave, an electromagnetic wave, or a gravitational wave. If the underlying spacetime is Schwarzschild or Kerr, the Green's function can be obtained by, e.g.: numerically solving the wave equation on curved spacetime, either in 4-D [1] or after ℓ -mode decomposition in 2-D [2]; by using quasinormal modes (QNMs), branch cut (BC) and a quasi-local analytical expansion [3]; with WKB methods [4–6]. These results, together with fully mathematical approaches [7, 8], have shown that the Green's function exhibits a four-fold singular structure. In the context of gravitational wave lensing, such four-fold singular structure essentially defines various types of strongly-lensed waveforms [9]. This four-fold singular structure is a property of the full four-dimensional Green's function. Throughout this work, however, we use the term *Green's function* to refer to a single spherical ℓ -mode of the four-dimensional Green's function, which itself serves as the Green's function of the corresponding two-dimensional reduced wave equation.

Mathematically, the time-domain Green's function can be computed by performing a Fourier transform of the frequency domain Green's function, as illustrated by Leaver in [10] for the Schwarzschild background, which in turn gives three individual components after applying a complex contour technique: the direct part, the QNMs, and the tail. Physically, the *direct part* should correspond to the part of signal directly emitted towards an observer, although generally it should contain a piece on the light cone and another piece within the light cone. QNMs, being the poles of the Green's function, are effectively the waves winding around the black hole and eventu-

ally escape to the observer. The tail, on the other hand, is generated by scattering waves off the $1/r$ gravitational potential at large distances. Therefore it seems both mathematically plausible and physically motivated to decompose the time-domain Green's function into these three parts, which should facilitate analytical understanding of gravitational wave generation in various compact binary systems relevant for gravitational wave detections [11].

However, despite being physically intuitive, there are still serious issues associated with such a way of decomposing the Green's function. First, the direct part defined on the “large arc” of the contour integration is difficult to compute in a convergent limit. Second, both the summation of QNMs with different overtones and the tail term generically diverge before a certain starting time [12]. Since the total causal Green's function remains finite at all time, this means that the divergences of QNMs and the tail may cancel each other or have to be canceled by a counter-diversity term in the direct part. This theoretical problem poses serious challenge on the program of black hole spectroscopy, which aims to measure individual linear QNMs in the ringdown stage of a binary black hole merger. Strictly speaking, before the cut-off time that defines the convergent zone of QNM sum, searching for modes with various overtones is theoretically ill defined.

The divergent sum problem of QNMs essentially comes because it should not be applied to the entire domain of spacetime. Physically, a burst source placed outside the light ring of a black hole should only start exciting the QNMs once the ingoing waves hit the light ring. Therefore, it is reasonable to impose a cut-off time on the QNM signal, as illustrated in a toy problem in $1+1$ dimensions [13]. This proposal has been made rigorous for Schwarzschild spacetime in [14], where the Green's function is restructured so that the QNM contribution has a natural cut-off time within the contour integration approach, giving rise to “dynamically exited modes” in the ringdown stage.

Moreover, it has been shown that for Schwarzschild–de Sitter black holes, both the quasinormal-mode and direct contributions can be obtained in a self-consistent manner [15].

* hyangdoa@tsinghua.edu.cn

In Schwarzschild–de Sitter spacetime, the presence of a cosmological horizon leads to a discrete set of imaginary-axis frequencies, commonly referred to as *Matsubara modes*. In Refs. [15, 16], the Green’s function is decomposed into two components, G^+ and G^- , with different analytic structures. It is shown that the direct part (which is the Schwarzschild–de Sitter equivalent of the *branch-cut direct part* here in Schwarzschild) arises from the residues of the Matsubara modes of G^+ , together with the zero mode and the lower-half-plane Matsubara modes of G^- . The late-time tail is likewise generated by contributions from the Matsubara spectrum.

Refs. [16] points out that, in the limit of a vanishing cosmological constant $\Lambda \rightarrow 0$, the discrete Matsubara modes coalesce into a continuous structure, giving rise to the BC that accounts for the late-time tail in Schwarzschild spacetime. Motivated by Refs. [15, 16], it is natural to expect that as $\Lambda \rightarrow 0$, the Matsubara modes of G^+ and G^- on both the positive imaginary axis (PIA) and the negative imaginary axis (NIA) merge into BCs along the corresponding axes. In this work, we therefore develop a framework to separately identify the direct part, the quasinormal-mode contribution, and the tail of the gravitational-perturbation Green’s function in Schwarzschild spacetime. As in Refs. [16], we decompose the Schwarzschild Green’s function into G^+ and G^- . Consistent with our expectation outlined above, we find that, instead of a discrete set of Matsubara modes on the imaginary axis, BCs appear along the imaginary-frequency axis in Schwarzschild spacetime, and that these BCs contribute to both the direct part and the tail.

To validate this decomposition, we numerically compute waveforms sourced by a narrow Gaussian profile, serving as an approximation to a delta-function source, using a time-domain Regge–Wheeler solver. We demonstrate that the numerical waveforms agree with the individual contributions reconstructed from the Green’s function at different observation times. Physically, our results are consistent with the picture in Ref. [15, 16] in the small–cosmological-constant limit, while highlighting that, in Schwarzschild spacetime, the tail contribution remains an intrinsic and essential feature.

We emphasize that the *branch-cut direct part* identified in this work is conceptually different from the direct part associated with the large-arc contribution in Leaver’s original contour-integral formulation [10]. Although previous studies have successfully modeled the quasinormal-mode and tail contributions in Schwarzschild spacetime [3], the direct part arising from the large-arc contribution in Leaver’s contour is notoriously difficult to evaluate in practice. By contrast, the branch-cut direct part obtained in our decomposition is computationally more tractable. For this reason, we argue that a spectral decomposition based on the branch-cut direct part provides a more natural and practical framework for decomposing the Green’s function in Schwarzschild spacetime.

The structure of this paper is as follows. In Sec. II, we present the theoretical framework for the decomposition of the Green’s function in Schwarzschild spacetime and describe the construction of integration contours in different regimes. Section III is devoted to the numerical implementation of our method. In particular, Sec. III A introduces the

Mano–Suzuki–Takasugi (MST) formalism employed in our calculations, while Sec. III B explains the computation of the direct part of the Green’s function. In Sec. III C, we demonstrate how the tail and quasinormal-mode (QNM) waveforms are computed. Section III D briefly describes the numerical procedure used to simulate the Green’s function. Finally, the results are presented and discussed in Sec. IV.

In this paper we work in units $c = G = M = 1$. Quantities with an overbar indicate dimensionless variables rescaled by appropriate powers of the event-horizon radius $r_h = 2M$.

II. THEORETICAL FRAMEWORK

Linear perturbations of the Schwarzschild spacetime can be reduced to a one-dimensional wave equation. In this work, we focus on the odd-parity (axial) sector, which is governed by the Regge–Wheeler equation [17]. The even-parity (polar) perturbations satisfy the Zerilli equation; however, the corresponding homogeneous solutions can be obtained from the Regge–Wheeler solutions via the supersymmetric (SUSY) relation [18, 19]. Therefore, restricting our analysis to the odd-parity sector does not entail any essential loss of generality at the level of homogeneous solutions. The master variable ψ_ℓ satisfies

$$\left[-\frac{\partial^2}{\partial t^2} + \frac{\partial^2}{\partial r_*^2} - V_{\text{RW}}(r) \right] \psi_\ell(t, r) = 0, \quad (1)$$

where r_* is the radial ‘tortoise coordinate’ defined as $r_* = r + 2M \ln\left(\frac{r}{2M} - 1\right)$ and $V_{\text{RW}}(r)$ is the Regge–Wheeler potential

$$V_{\text{RW}}(r) = \left(1 - \frac{2M}{r}\right) \left[\frac{\ell(\ell+1)}{r^2} - \frac{6M}{r^3} \right]. \quad (2)$$

In the frequency domain, the Regge–Wheeler equation takes the form

$$\left[\frac{d^2}{dr_*^2} + \omega^2 - V_{\text{RW}}(r) \right] \psi_\ell(\omega, r) = 0. \quad (3)$$

The ingoing (IN) and upgoing (UP) solutions of the homogeneous Regge–Wheeler equation are defined by their asymptotic behaviors,

$$R_\omega^{\text{in}}(r) \sim \begin{cases} e^{-i\omega r_*}, & r_* \rightarrow -\infty, \\ A_{\text{in}}^{\text{ref}}(\omega) e^{i\omega r_*} + A_{\text{in}}^{\text{inc}}(\omega) e^{-i\omega r_*}, & r_* \rightarrow +\infty, \end{cases} \quad (4)$$

$$R_\omega^{\text{up}}(r) \sim \begin{cases} A_{\text{up}}^{\text{inc}}(\omega) e^{i\omega r_*} + A_{\text{up}}^{\text{ref}}(\omega) e^{-i\omega r_*}, & r_* \rightarrow -\infty, \\ e^{i\omega r_*}, & r_* \rightarrow +\infty. \end{cases} \quad (5)$$

The downgoing (DOWN) solution is defined as the homogeneous solution satisfying $R_\omega^{\text{down}}(r) \sim e^{-i\omega r_*}$, as $r_* \rightarrow +\infty$. Here, all radial solutions and amplitudes are evaluated at fixed angular index ℓ , and the ℓ dependence is suppressed for brevity.

For $r > r'$, Fourier modes of the Green function associated with the Regge–Wheeler equation can be expressed as

$$\tilde{G}(\omega; r, r') = \frac{R_\omega^{\text{up}}(r) R_\omega^{\text{in}}(r')}{W(\omega)}. \quad (6)$$

Here

$$W(\omega) \equiv R_\omega^{\text{up}} \frac{dR_\omega^{\text{in}}}{dr_*} - R_\omega^{\text{in}} \frac{dR_\omega^{\text{up}}}{dr_*} = 2i\omega A_{\text{in}}^{\text{inc}} \quad (7)$$

is the Wronskian of the IN and UP solutions, which is independent of the radial coordinate.

Using the standard scattering relation

$$R_\omega^{\text{in}}(r) = A_{\text{in}}^{\text{inc}}(\omega) R_\omega^{\text{down}}(r) + A_{\text{in}}^{\text{ref}}(\omega) R_\omega^{\text{up}}(r), \quad (8)$$

the Green's function can be naturally decomposed into two contributions,

$$\tilde{G}(\omega; r, r') = \tilde{G}^+(\omega; r, r') + \tilde{G}^-(\omega; r, r'). \quad (9)$$

These two components are explicitly given by

$$\tilde{G}^+(\omega; r, r') = \frac{A_{\text{in}}^{\text{ref}}(\omega) R_\omega^{\text{up}}(r) R_\omega^{\text{up}}(r')}{2i\omega A_{\text{in}}^{\text{inc}}(\omega)}, \quad (10)$$

$$\tilde{G}^-(\omega; r, r') = \frac{R_\omega^{\text{up}}(r) R_\omega^{\text{down}}(r')}{2i\omega}. \quad (11)$$

Hereafter, we denote $\tilde{G}^+(\omega; r, r')$ and $\tilde{G}^-(\omega; r, r')$ simply by G^+ and G^- .

The QNMs of the Green's function correspond to the zeros of the incident amplitude $A_{\text{in}}^{\text{inc}}(\omega)$, which appears in the Wronskian. Since $A_{\text{in}}^{\text{inc}}(\omega)$ enters only in G^+ , it follows that only G^+ contributes to the QNM spectrum, while G^- is free of QNM poles. Regarding the BC structure, the IN solution does not contribute to any BC, as evidenced by its Jaffé series representation [Eq. 34], which is analytic along the imaginary axis. In contrast, the UP solution expressed through the Leaver U -series [Eq. 35] contains the confluent hypergeometric function U , which possesses a BC along the NIA. By virtue of the relation $R_\omega^{\text{down}} = [R_\omega^{\text{up}}]^*$, the DOWN solution exhibits a corresponding BC along the PIA.

For G^+ , the UP solution contributes a BC on the NIA through both the radial function and the Wronskian, while the reflection amplitude $A_{\text{in}}^{\text{ref}}(\omega)$ introduces an additional BC on the PIA [20]. For G^- , the UP solution contributes to the BC on the NIA, whereas the DOWN solution contributes to the BC on the PIA.

In summary, both G^+ and G^- individually possess BCs on both the PIA and NIA. When these two components are combined to form the full Green's function, the contributions from the PIA cancel exactly, leaving a net BC only along the NIA.

The time-domain Green's function is obtained by a Fourier transform of its frequency-domain counterpart,

$$G(t; r, r') = \frac{1}{2\pi} \int_{-\infty+ic}^{+\infty+ic} d\omega \tilde{G}(\omega; r, r') e^{-i\omega t}. \quad (12)$$

where $c > 0$. This integral can be evaluated by deforming the integration contour in the complex ω plane, as illustrated in Fig. 1.

Following the spacetime decomposition introduced in Ref. [15], we partition the spacetime using an ingoing null ray,

an outgoing null ray, and a null ray reflected by the Regge–Wheeler potential, as illustrated on the Penrose diagram in the top-left panel of Fig. 1. The spacetime is thereby divided into three regions, labeled I, II, and III.

When $t > r_* + r'_*$ (Region I), we employ the standard Leaver contour shown as contour I in Fig. 1. In this regime, different segments of the contour give rise to distinct physical contributions. The BC of $G^+ + G^-$ along the NIA generates the late-time power-law tail, while the poles of the Green's function correspond to the QNM contribution [10].

For the intermediate time range $r_* - r'_* < t < r_* + r'_*$ (Region II), corresponding to the direct part of the signal, it is convenient to decompose the Green's function as $G = G^+ + G^-$ and evaluate the two components separately. In the large- $|\omega|$ limit, these components behave as $G^+ \sim e^{i\omega(r_*+r'_*)}$ and $G^- \sim e^{i\omega(r_*-r'_*)}$. The Fourier factor $e^{-i\omega t}$ then suppresses the contribution from the large arc in the appropriate half-plane.

For the G^+ component, we construct a contour in the upper half of the complex ω plane, as shown in contour II of Fig. 1. Since G^+ possesses BCs on both the PIA and NIA, a simple semicircular contour would necessarily cross a BC. To avoid this, we introduce two quarter-circle arcs on the left- and right-hand sides of the imaginary axis, with their radial edges taken to lie infinitesimally close and parallel to the imaginary axis. In this construction no poles are enclosed, and only the BC on the PIA contributes to the waveform; in particular, no QNM contribution is present.

The G^- contribution is evaluated using a similar contour in the lower half-plane. In this case, the origin $\omega = 0$ is a singular point of the Green's function, and a small circular detour is introduced to avoid crossing it.

When $t < r_* - r'_*$ (Region III), the contours for both G^+ and G^- are taken in the upper half-plane, as shown in contour III of Fig. 1. The contribution from the large arc is again exponentially suppressed by the Fourier factor. Moreover, the BC contributions from G^+ and G^- cancel exactly when the two components are summed, yielding a vanishing Green's function. From a physical perspective, this is a direct consequence of causality.

In summary, for late times, we use the standard contour for $G^+ + G^-$ and recover the usual QNM and late-time tail contributions. However, for the early-time signal, the traditional contour representation is of limited practical use, since a direct evaluation of the large-arc contribution is technically difficult. For this reason, we instead employ the above decomposition of the Green's function and construct separate contours for G^+ and G^- . This strategy is inspired by the approach introduced in Ref. [15], suitably adapted to the present context.

III. IMPLEMENTATION

A. MST Method

To evaluate the contour integrals appearing in the frequency-domain Green's function, it is necessary to compute the Regge–Wheeler radial solutions and their asymptotic amplitudes with high accuracy over the complex frequency

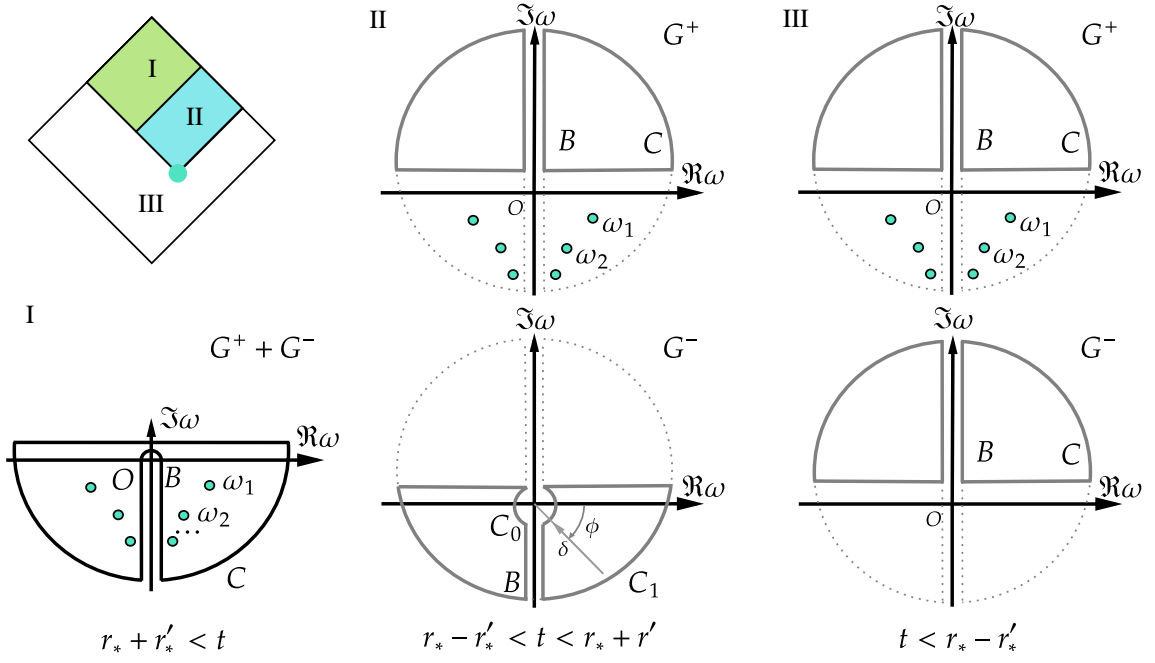


FIG. 1. The decomposition of Schwarzschild black hole Green's function.

plane. For this purpose, we employ the MST method, which provides accurate representations of the Regge–Wheeler solutions and their asymptotic amplitudes for generic complex frequencies.

In this work, our focus is on the evaluation of the frequency-domain Green's function and its individual contributions, including the direct part, QNMs and tail to the time-domain waveform. Although the `ReggeWheeler` module in the `BlackHolePerturbationToolkit` provides a well-developed MST-based implementation in `Mathematica`, we develop an independent and dedicated numerical implementation of the MST formalism in `Julia`, following the framework described in Ref. [21]. This implementation enables systematic and numerically stable evaluations of the Regge–Wheeler radial solutions, their Wronskians, and the associated asymptotic amplitudes required for constructing the Green's function.

While the present work is restricted to the computation and analysis of the Green's function itself, the `Julia`-based implementation is designed with future extensions in mind. In particular, it provides a flexible foundation for applications requiring large-scale and high-performance evaluations, such as time-domain waveform reconstruction from decomposed Green's functions. Within the same framework, we have also implemented complementary radial representations, including the Jaffé series and the Leaver U -series, which are employed in different frequency regimes to optimize numerical accuracy and efficiency.

Within the MST formalism, the UP solution of the Regge–Wheeler equation can be expressed as the following

series

$$R_{\omega}^{\text{up}}(r) = \left(1 - \frac{\bar{\omega}}{z}\right)^{-i\bar{\omega}} N_s^{\text{up}} e^{iz} (-2iz)^{\nu+1} \times \sum_{n=-\infty}^{\infty} \frac{\Gamma(n + \nu + 1 + s - i\bar{\omega}) \Gamma(n + \nu + 1 - i\bar{\omega})}{\Gamma(n + \nu + 1 - s + i\bar{\omega}) \Gamma(n + \nu + 1 + i\bar{\omega})} \times a_n^{\nu} (-2iz)^n U(n + \nu + 1 - i\bar{\omega}, 2n + 2\nu + 2, -2iz), \quad (13)$$

where $\bar{\omega} \equiv 2M\omega$, $z \equiv \omega r = \bar{\omega} \bar{r}$, and $\bar{r} \equiv r/(2M)$. The parameter ν denotes the renormalized angular momentum, which is determined by solving the continued-fraction equation given in [Eq. (27)]. In this work, we explicitly compute only the odd-parity gravitational perturbations, corresponding to spin weight $s = 2$.

Here, $U(a, b, z)$ denotes the irregular confluent hypergeometric function [22]. In our numerical implementation, the function U and the function Γ are evaluated using arbitrary-precision complex arithmetic provided by the `Nemo.jl` package [23].

The normalization factor N_s^{up} is given by

$$N_s^{\text{up}} = \frac{1}{2} e^{-\pi\bar{\omega}} \frac{\Gamma(\nu + 1 - s + i\bar{\omega}) \Gamma(\nu + 1 + i\bar{\omega})}{\Gamma(\nu + 1 + s - i\bar{\omega}) \Gamma(\nu + 1 - i\bar{\omega})} e^{-i\frac{\pi}{2}(\nu+1)}. \quad (14)$$

The expansion coefficients a_n^{ν} are determined by the three-term recurrence relation

$$\alpha_n^{\nu} a_{n+1} + \beta_n^{\nu} a_n + \gamma_n^{\nu} a_{n-1} = 0, \quad n \in \mathbb{Z}, \quad (15)$$

where α_n^ν , β_n^ν , and γ_n^ν are given by

$$\alpha_n^\nu = \frac{i\bar{\omega}(n+\nu+1-i\bar{\omega})(n+\nu+1+s-i\bar{\omega})}{(n+\nu+1)(2n+2\nu+3)(n+\nu+1+s+i\bar{\omega})^{-1}} \quad (16)$$

$$\beta_n^\nu = \Lambda - (n+\nu)(n+\nu+1) - 2\bar{\omega}^2 - \frac{\bar{\omega}^2(\bar{\omega}^2 + s^2)}{(n+\nu+1)(n+\nu)} \quad (17)$$

$$\gamma_n^\nu = -\frac{i\bar{\omega}(n+\nu+i\bar{\omega})(n+\nu-s+i\bar{\omega})(n+\nu-s-i\bar{\omega})}{(2n+2\nu-1)(n+\nu)} \quad (18)$$

with $\Lambda = \ell(\ell+1)$. The overall normalization of the series is fixed by choosing $a_0^\nu = 1$. The sequence $\{a_n^\nu\}$ can be constructed via the continued-fraction method recursively once the renormalized angular momentum ν has been determined by [Eq. (27)].

In the MST framework, the asymptotic amplitudes of the IN and UP solutions can be computed in terms of the MST coefficients. In particular, the incident, reflected, and transmitted amplitudes of the IN solution, $A_{\text{in}}^{\text{inc}}(\omega)$, $A_{\text{in}}^{\text{ref}}(\omega)$, $A_{\text{in}}^{\text{tra}}(\omega)$, as well as the transmitted amplitude of the UP solution, $A_{\text{up}}^{\text{tra}}(\omega)$, are given by

$$A_{\text{in}}^{\text{inc}}(\omega) = \left(K_\nu - ie^{-i\pi\nu} \frac{\sin(\pi(\nu+i\bar{\omega}))}{\sin(\pi(\nu-i\bar{\omega}))} K_{-\nu-1} \right) \check{A}_+^\nu e^{-i\bar{\omega} \ln \bar{\omega}} \quad (19)$$

$$A_{\text{in}}^{\text{ref}}(\omega) = \left(K_\nu + ie^{i\pi\nu} K_{-\nu-1} \right) (2i)^s A_-^\nu e^{i\bar{\omega} \ln \bar{\omega}} \quad (20)$$

$$A_{\text{in}}^{\text{tra}}(\omega) = \frac{\Gamma(1-s-2i\bar{\omega})}{\Gamma(-\nu-i\bar{\omega})\Gamma(1+\nu-i\bar{\omega})} e^{i\bar{\omega}} \times \sum_{n=-\infty}^{\infty} a_n^\nu \frac{\Gamma(-n-\nu+s-i\bar{\omega})}{\Gamma(1-2i\bar{\omega})[\Gamma(n+\nu+s+1-i\bar{\omega})]^{-1}}, \quad (21)$$

$$A_{\text{up}}^{\text{tra}}(\omega) = (2i)^s A_-^\nu e^{i\bar{\omega} \ln \bar{\omega}}, \quad (22)$$

where

$$A_-^\nu \equiv (2i)^{-s} e^{-\frac{\pi}{2}\bar{\omega}} e^{-i\frac{\pi}{2}(\nu+1)} 2^{-1+i\bar{\omega}} \quad (23)$$

$$\times \sum_{n=-\infty}^{\infty} \frac{(\nu+1+s-i\bar{\omega})_n (\nu+1-i\bar{\omega})_n}{(\nu+1-s+i\bar{\omega})_n (\nu+1+i\bar{\omega})_n} a_n^\nu,$$

$$\check{A}_+^\nu \equiv e^{-\pi\bar{\omega}/2} e^{i\frac{\pi}{2}(\nu+1)} 2^{-1-i\bar{\omega}} \frac{\Gamma(\nu+1-s+i\bar{\omega})\Gamma(\nu+i\bar{\omega}+1)}{\Gamma(\nu+1+s-i\bar{\omega})\Gamma(\nu-i\bar{\omega}+1)} \times \sum_{n=-\infty}^{\infty} (-1)^n \frac{\Gamma(n+\nu-i\bar{\omega}+1+s)}{\Gamma(n+\nu+i\bar{\omega}+1-s)} a_n^\nu, \quad (24)$$

and

$$K_\nu = \frac{e^{i\bar{\omega}}(2\bar{\omega})^{s-\nu} 2^{-s} \Gamma(1-s-2i\bar{\omega})\Gamma(2\nu+2)}{\Gamma(\nu+1-s+i\bar{\omega})\Gamma(\nu+1+i\bar{\omega})\Gamma(\nu+1+s+i\bar{\omega})} \left(\sum_{n=0}^{\infty} \frac{\Gamma(n+2\nu+1)}{n!} \frac{\Gamma(n+\nu+1+s+i\bar{\omega})\Gamma(\nu+1+i\bar{\omega})}{\Gamma(n+\nu+1-s-i\bar{\omega})\Gamma(\nu+1-i\bar{\omega})} a_n^\nu \right) \times \left(\sum_{n=-\infty}^0 \frac{1}{(-n)!(2\nu+2)_n} \frac{(\nu+1+s-i\bar{\omega})_n (\nu+1-i\bar{\omega})_n}{(\nu+1-s+i\bar{\omega})_n (\nu+1+i\bar{\omega})_n} a_n^\nu \right)^{-1} \quad (25)$$

Here $(a)_n \equiv \Gamma(a+n)/\Gamma(a)$ denotes the Pochhammer symbol.

In our MST implementation, the renormalized angular momentum ν is determined by using a dedicated numerical continuation strategy. The quantity ν arises in the Mano–Suzuki–Takasugi formalism as a deformation of the angular momentum index ℓ , and is defined implicitly by the requirement that the series coefficients a_n^ν of the MST expansion satisfy a three-term recurrence relation,

$$\alpha_n^\nu a_{n+1}^\nu + \beta_n^\nu a_n^\nu + \gamma_n^\nu a_{n-1}^\nu = 0, \quad (26)$$

which admits a minimal solution in both limits $n \rightarrow +\infty$ and $n \rightarrow -\infty$. This condition leads to a characteristic equation for ν in the form of an infinite continued fraction

$$\beta_n^\nu + \alpha_n^\nu R_{n+1} + \gamma_n^\nu L_{n-1} = 0, \quad (27)$$

where $R_n \equiv a_n^\nu/a_{n-1}^\nu$ and $L_n \equiv a_n^\nu/a_{n+1}^\nu$. Using the recurrence relation, R_n^ν and L_n^ν can be expressed as the following contin-

ued fractions

$$R_n = \frac{-\gamma_n^\nu}{\beta_n^\nu - \frac{\alpha_n^\nu \gamma_{n+1}^\nu}{\beta_{n+1}^\nu - \frac{\alpha_{n+1}^\nu \gamma_{n+2}^\nu}{\beta_{n+2}^\nu - \dots}}}, \quad L_n = \frac{-\alpha_n^\nu}{\beta_n^\nu - \frac{\alpha_{n-1}^\nu \gamma_n^\nu}{\beta_{n-1}^\nu - \frac{\alpha_{n-2}^\nu \gamma_{n-1}^\nu}{\beta_{n-2}^\nu - \dots}}}. \quad (28)$$

[Eq. (27)] implicitly defines ν as a function of the complex frequency ω . The explicit expressions for the recurrence coefficients α_n^ν , β_n^ν , and γ_n^ν follow [Eq. (16)], [Eq. (17)] and [Eq. (18)].

Numerically, [Eq. (27)] is solved along a continuous trajectory in the complex ω plane. At each frequency step, the value of ν obtained at the previous frequency is used as the initial guess for the root-finding procedure. This continuation strategy allows us to robustly track the physically relevant branch of ν for frequencies along the imaginary axis as well as along the small circular contour. The same procedure is employed in

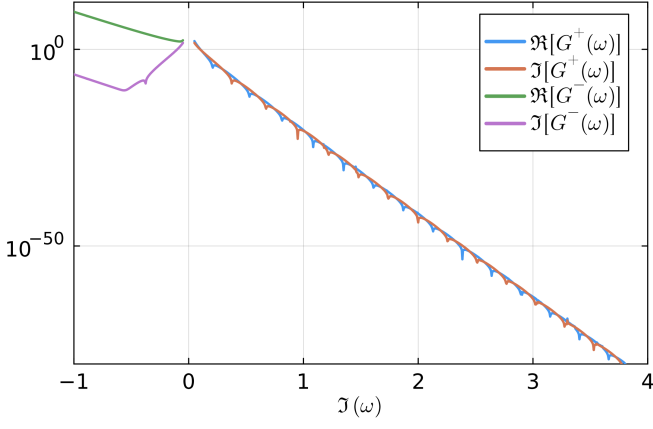


FIG. 2. The frequency-domain Green's function evaluated along the right-hand side of the BC on the imaginary-frequency axis. For positive (negative) imaginary frequencies, the curves show the real and imaginary parts of G^+ (G^-).

our computations of the quasinormal-mode and BC tail contributions.

In this subsection, we have summarized the key MST formulae relevant to our analysis. While the MST method provides a highly accurate and robust framework, it is not always the most efficient choice for every component of the computation. In particular, for the radial IN solution we employ the Jaffé series representation [Eq. (34)], while in the high-frequency regime we use the Leaver U -series [Eq. (35)] to evaluate the UP solution. These approaches do not require the computation of the renormalized angular momentum ν , making them simpler to implement and computationally more efficient. Further details are discussed in Sec. III C.

B. Direct part

To evaluate the direct contribution to the waveform via contour integration, we compute the UP and DOWN solutions of the Regge–Wheeler equation, together with their asymptotic amplitudes, along the imaginary-frequency axis and the small circular contour. The MST method provides a suitable and robust framework for carrying out these calculations.

In the numerical implementation, we slightly shift the BC to the right of the imaginary axis by an amount $\epsilon = 10^{-80}$, so that the Green's function is effectively evaluated on the right-hand side of the BC. Owing to the complex-conjugation symmetry of the Regge–Wheeler radial solutions,

$$R_{\omega}^{\text{in/up/down}}(r) = [R_{-\omega^*}^{\text{in/up/down}}(r)]^*, \quad W(\omega) = [W(-\omega^*)]^*. \quad (29)$$

the corresponding quantities on the left-hand side of the BC can be obtained by complex conjugation of those evaluated on the right-hand side. Similar symmetry relations also hold for the asymptotic amplitudes and for the frequency-domain Green's functions.

Figure 2 shows G^+ evaluated along the right-hand side of the BC on the PIA, together with G^- evaluated along the

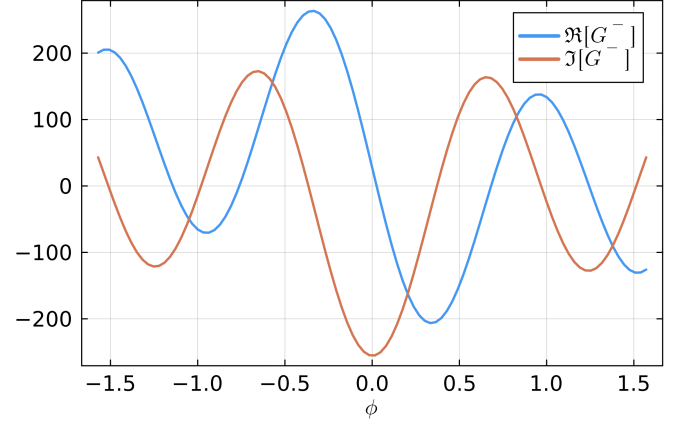


FIG. 3. G^- evaluated along the right-hand side of the small circular contour. The radius of the circle is $\delta = 0.05$. The definition of the angular parameter ϕ is shown in Fig. 1. Here $r = 30$, $r' = 10$, and $\ell = 2$.

NIA, for $r = 30$ and $r' = 10$. Owing to the symmetry in [Eq. (29)], a nonvanishing imaginary part signals a discontinuity of G^+ (G^-) across the PIA (NIA). Figure 3 shows G^- evaluated along the right-hand side of the small circular contour illustrated in Fig. 1.

The direct part contribution to the Green's function is obtained from the contour integral

$$\begin{aligned} G_{\text{dir}}(t; r, r') &= \frac{1}{\pi} \int_{\delta}^{\infty} \Im[\tilde{G}^+(ix + \epsilon; r, r')] e^{xt} dx \\ &+ \frac{1}{\pi} \int_{-\infty}^{-\delta} \Im[\tilde{G}^-(ix + \epsilon; r, r')] e^{xt} dx \\ &+ \frac{i\delta}{2\pi} \int_{-\pi/2}^{\pi/2} \tilde{G}^-(\delta e^{i\phi}; r, r') e^{-i\delta e^{i\phi}t} e^{i\phi} d\phi \\ &+ \frac{i\delta}{2\pi} \int_{\pi/2}^{3\pi/2} [\tilde{G}^-(\delta e^{i(\pi-\phi)}; r, r')]^* e^{-i\delta e^{i\phi}t} e^{i\phi} d\phi \end{aligned} \quad (30)$$

where \Im denotes the imaginary part.

In the numerical implementation, radial-coordinate-independent quantities—such as the renormalized angular momentum and the asymptotic amplitudes—are precomputed and stored in a cache. For given values of r and r' , the radial-dependent parts are then evaluated efficiently. The frequency-domain Green's function is interpolated, and the resulting interpolation function is used as the integrand in [Eq. (30)]. The same strategy is applied in the computation of the tail and QNM waveforms. The results of our calculations are presented and discussed in Sec. IV.

C. Tail and QNM

As discussed above, the tail originates from the BC of the Green's function $\tilde{G}(\omega; r, r')$ along the NIA. The corresponding BC contribution to the time-domain Green's function can be

written as [24, 25]

$$G_B(t; r, r') = -\frac{i}{2\pi} \int_0^\infty d\sigma \tilde{G}_B(\sigma; r, r') e^{-\sigma t}, \quad (31)$$

where

$$\tilde{G}_B(\sigma; r, r') = -2i\sigma R_{-i\sigma}^{\text{in}}(r) R_{-i\sigma}^{\text{in}}(r') \frac{q(\sigma)}{|W|^2}, \quad (\sigma \equiv i\omega). \quad (32)$$

Here, $q(\sigma)$ denotes the branch-cut strength, which is defined through [24, 25]:

$$\Delta R_{-i\sigma}^{\text{up}}(r) = iq(\sigma) R_{i\sigma}^{\text{up}}(r) \quad (33)$$

The quantity $\Delta R_{-i\sigma}^{\text{up}}(r)$ represents the discontinuity of the UP solution across the BC, i.e., the difference between its values on the right- and left-hand sides of the NIA. Similar to the Wronskian, the branch-cut strength $q(\sigma)$ is independent of the radial coordinate r , and can therefore be evaluated at any convenient radius, without loss of generality.

In this work, the radial IN solution $R_\omega^{\text{in}}(r)$ is computed using the Jaffé series representation [10, 26],

$$R_\omega^{\text{in}}(r) = (\bar{r} - 1)^{-i\bar{\omega}} \bar{r}^{2i\bar{\omega}} e^{i\omega r} \sum_{n=0}^{\infty} b_n \left(1 - \frac{1}{\bar{r}}\right)^n \quad (34)$$

where $\bar{r} = r/(2M)$ and $\bar{\omega} = 2M\omega$.

In the high-frequency regime, the branch-cut strength $q(\sigma)$ and the Wronskian W are evaluated using the Leaver U -series [10, 26]. The corresponding UP solution of the Regge–Wheeler equation is given by

$$R_\omega^{\text{up}}(r) = \bar{r}^{1+s} (\bar{r} - 1)^{-i\bar{\omega}} e^{i\omega r} \times \sum_{n=0}^{\infty} b_n \cdot (-2i\bar{\omega} + 1)_n U(s + 1 - 2i\bar{\omega} + n, 2s + 1, -2i\omega r), \quad (35)$$

where $(a)_n$ denotes the Pochhammer symbol. The expansion coefficients b_n appearing in both the Jaffé and Leaver U -series satisfy the three-term recurrence relation

$$\alpha_n b_{n+1} + \beta_n b_n + \gamma_n b_{n-1} = 0, \quad n = 1, 2, \dots, \quad (36)$$

with

$$\begin{aligned} \alpha_n &\equiv (n+1)(n-2\bar{\sigma}+1) \\ \beta_n &\equiv -[2n^2 + (2-8\bar{\sigma})n + 8\bar{\sigma}^2 - 4\bar{\sigma} + \ell(\ell+1) + 1 - s^2] \\ \gamma_n &\equiv n^2 - 4\bar{\sigma}n + 4\bar{\sigma}^2 - s^2. \end{aligned} \quad (37)$$

where $\bar{\sigma} = 2M\sigma$. For the Jaffé series, the first term of the expansion coefficient is normalized to $b_0 = e^{-2i\bar{\omega}}$, while for the Leaver- U series, $b_0 = (-2i\bar{\omega})^{s+1-2i\bar{\omega}}$ [26].

In the low-frequency regime, the branch-cut strength and the Wronskian are instead computed using the MST method, since the Leaver U -series exhibits very slow convergence along the NIA at small frequencies.

For the QNM contribution, the Green's function can be written as

$$G_{\text{QNM}}(t; r, r') = \sum_n \frac{A_{\text{in}}^{\text{ref}}(\omega_n)}{2\omega_n \frac{dA_{\text{in}}^{\text{inc}}(\omega)}{d\omega} \Big|_{\omega=\omega_n}} R_{\omega_n}^{\text{in}}(r) R_{\omega_n}^{\text{in}}(r') e^{-i\omega_n t}, \quad (38)$$

where the sum runs over the quasinormal-mode overtones labeled by n . The QNM frequencies ω_n are obtained using the `qnm` module of the `BlackHolePerturbationToolkit` [27]. The asymptotic amplitudes are computed using our MST implementation, while the ingoing radial solutions evaluated at the QNM frequencies are obtained from the Jaffé series representation. The derivative of the incident amplitude $A_{\text{in}}^{\text{inc}}(\omega)$ is computed numerically using Richardson extrapolation [28].

D. Time-domain simulation

To validate the reliability of our frequency-domain calculations, we perform an independent time-domain simulation for comparison. The simulation is carried out on a uniform grid in the tortoise coordinate r_* . For observers located at finite radius, the computational domain in r_* is chosen to be sufficiently large so that spurious boundary effects do not contaminate the waveform within the time interval of interest. Time evolution is performed using a second-order leapfrog finite-difference scheme.

To approximate the delta-function source in both the radial and temporal directions, we employ a narrow Gaussian profile,

$$\delta(\mathbf{x}) \approx \frac{1}{2\pi\sigma_{r_*}\sigma_t} \exp\left[-\frac{(r_* - r'_*)^2}{2\sigma_{r_*}^2}\right] \exp\left[-\frac{(t - t')^2}{2\sigma_t^2}\right], \quad (39)$$

and impose vanishing initial conditions for both the field ψ and its time derivative $\partial_t \psi$.

In cases where the late-time tail signal is contaminated by numerical noise, we perform the simulation using 128-bit floating-point arithmetic provided by the `DoubleFloats.jl` Julia library, employing the `Double64` type throughout the computation to enhance numerical precision. We further carry out convergence tests with respect to the Gaussian widths, the time step, and the radial grid spacing. These tests confirm that the time-domain simulation provides a reliable approximation to the Green's function.

For the simulations shown in Figs. 4, 5, and 6, the grid spacing is chosen as $\Delta r_* = 0.01$, with the computational domain extending from $r_* = -1000$ to $r_* = 1000$. The time step is set to $\Delta t = 0.002$, and the Gaussian widths are taken to be $\sigma_{r_*} = 0.1$ and $\sigma_t = 0.1$.

IV. RESULTS

In this section, we present the results of our calculations. Fig. 4 compares the direct part waveform and the QNM waveform with the time-domain simulation. The direct part waveform shows excellent agreement with the simulated waveform

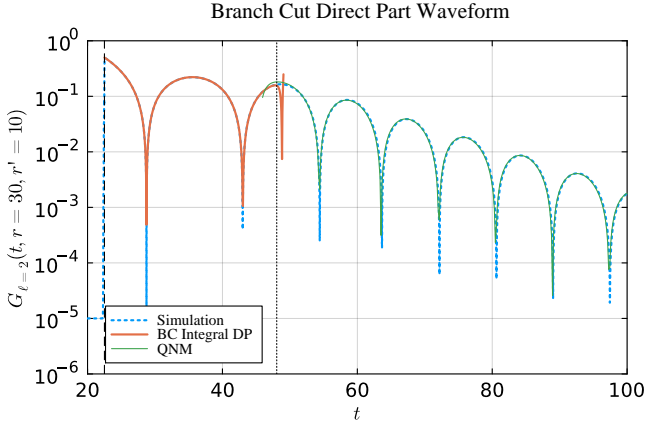


FIG. 4. Early-time behavior of the time-domain Green's function. The blue dashed curve shows the full Green's function obtained from the time-domain simulation. The orange curve represents the BC direct part, while the green curve corresponds to the sum of QNMs with overtones $n = 0-3$. The black dashed line indicates the time $t = r_* - r'_*$, and the black dotted line indicates $t = r_* + r'_*$. This convention is adopted for all subsequent figures. In this figure, $r = 30$, $r' = 10$ and $\ell = 2$.

in the time interval $t \in (r_* - r'_*, r_* + r'_*)$. At later times, $t > r_* + r'_*$, the time factor $e^{-\sigma t}$ in the PIA BC integrand is no longer sufficient to suppress the contribution from the frequency-domain Green's function G^+ along the PIA, and the corresponding integral becomes nonconvergent. In this regime, the BC contour used to isolate the direct part is no longer valid. Instead, the traditional Leaver contour which naturally incorporates both the QNM contributions and the BC tail provides the appropriate description of the waveform.

The red curve in Fig. 5 represents the tail waveform obtained from the NIA BC integral. At late times, it agrees well with the tail behavior observed in the time-domain simulation. However, during the QNM-dominated phase, the tail contribution is masked by the QNM oscillations, making a direct comparison difficult. To disentangle the tail signal, we apply the recently developed QNM filter proposed by Ma *et al.* to remove the $n = 0-7$ overtones from the simulated waveform (see Refs. [29–31] for details). The resulting filtered waveform, shown as the green curve in Fig. 4, exhibits excellent agreement with our theoretical prediction. This agreement provides a strong validation of our calculation.

Notice that the tail waveform diverges for $t < r_* + r'_*$, similar to the direct part regime. The frequency-domain Green's function too exhibits a behavior $\sim e^{\sigma(r_* + r'_*)}$ as shown in Ref. [24]. For $t < r_* + r'_*$, the time factor $e^{-\sigma t}$ no longer suppresses the frequency-domain Green's function to yield a convergent integral, rendering the NIA BC contour invalid in this regime.

Figure 6 shows the direct part, QNM contribution, tail contribution, and the time-domain numerical simulation plotted together. We also display the waveform obtained by summing the QNM and tail contributions, which starts at $t = r_* + r'_*$ and overlaps precisely with the numerically simulated waveform. This demonstrates that the full waveform of the Schwarzschild Green's function can be accurately reconstructed from first

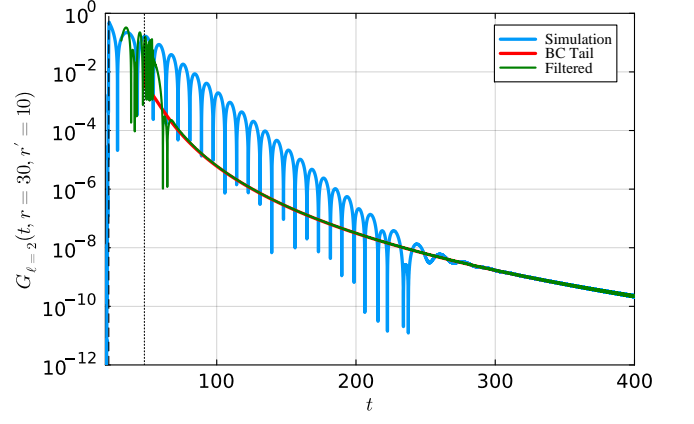


FIG. 5. Comparison between the BC tail contribution and the numerically simulated waveform after applying the QNM filter described in [29]. In this figure, $r = 30$, $r' = 10$ and $\ell = 2$.

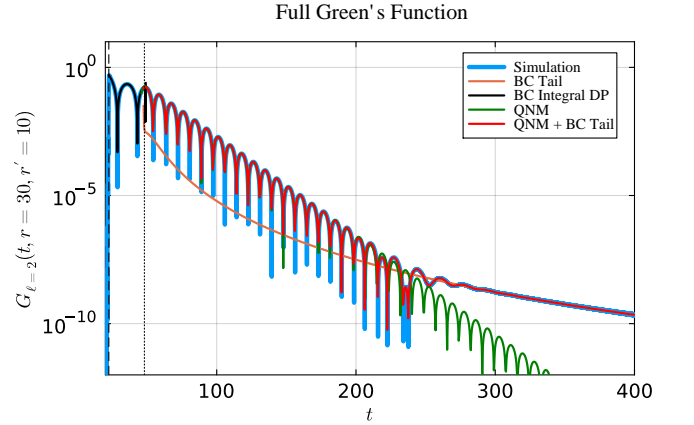


FIG. 6. Comparison between the full contour-integral result and the time-domain numerical simulation of the Green's function. The blue curve shows the simulated waveform. The black, green, and orange curves correspond to the direct part, the QNM contribution, and the BC tail, respectively. The red curve represents the sum of the QNM and tail contributions. In this figure, $r = 30$, $r' = 10$ and $\ell = 2$.

principles using our contour integral formulation.

During the preparation of the current manuscript, we have noticed a recent work in [32] that analyzed Schwarzschild Green's function in the Post-Minkowski limit. Although in our analysis the direct part comes from both the small arc around $\omega = 0$ and the BCs on the imaginary axis, it is reasonable that in the limit considered in [32] it is dominated by the contribution of the $\omega = 0$ branch point.

V. CONCLUSION

In this work, we have completed the theoretical framework to individually define and compute the direct part, the QNMs, and the tail of a Schwarzschild spacetime. The key innovation with respect to the exercise in the Schwarzschild-dS spacetime

[15], is to replace the contribution of the Matsubara modes by the BCs on the imaginary axis. In this framework, the direct part is contributed by the BC integrals on both the positive and negative imaginary axes, and a small arc around the branch point at $\omega = 0$. We expect that similar analytical structure should hold true for the Kerr Green's function. However, the split in the Kerr case is considerably more involved than in the Schwarzschild geometry.

First, the Kerr Green's function possesses fewer symmetries than Schwarzschild. As a consequence, a significantly larger number of independent quantities must be computed in order to evaluate the Green's function along the BCs and the small circular contour in the complex frequency plane. Second, the validation of time-domain results is substantially more challenging in the Kerr case. In Schwarzschild spacetime, different ℓ -modes are decoupled, and the time-domain evolution reduces to a one-dimensional problem, making independent numerical simulations and comparisons relatively straightforward. In contrast, Kerr perturbations involve coupled spherical ℓ -modes, as well as a mismatch between the angular bases of spin-weighted spherical harmonics and spheroidal harmonics, which significantly complicates time-domain simulations and their comparison with frequency-domain calculations.

Despite these challenges, a quantitative decomposition of a Kerr Green's function will be very useful, since its application to plunging particles will give us a robust prediction

of the dynamically excited QNMs, dynamically excited direct wave, and the tail. While the early part of the tail seems to be sub-dominant, both the direct wave [33] and the QNMs are directly relevant for constructing a ringdown waveform. This linear decomposition of signals can be further used to compute nonlinear signals at second and higher orders as consequences of gravitational wave-wave couplings [34–41], which are also important targets to search for in the black hole ringdowns.

ACKNOWLEDGMENTS

This work makes use of the Black Hole Perturbation Toolkit. HY is supported by the Natural Science Foundation of China (Grant 12573048). NK is supported by the Shuimu fellowship of Tsinghua University. SM acknowledges support from the Natural Sciences and Engineering Research Council of Canada through a Discovery Grant. This research was supported in part by Perimeter Institute for Theoretical Physics. Research at Perimeter Institute is supported in part by the Government of Canada through the Department of Innovation, Science and Economic Development and by the Province of Ontario through the Ministry of Colleges and Universities. AC is funded by Beijing Natural Science Foundation (BNSF) International Scientists Project (Grant No. IS25033) and also from a postdoctoral fellowship (Grant No. 202504) through the Department of Astronomy, Tsinghua University.

-
- [1] A. Zenginoglu and C. R. Galley, Caustic echoes from a Schwarzschild black hole, *Phys. Rev. D* **86**, 064030 (2012), [arXiv:1206.1109 \[gr-qc\]](#).
 - [2] B. Wardell, C. R. Galley, A. Zenginoğlu, M. Casals, S. R. Dolan, and A. C. Ottewill, Self-force via Green functions and worldline integration, *Phys. Rev. D* **89**, 084021 (2014).
 - [3] M. Casals, S. Dolan, A. C. Ottewill, and B. Wardell, Self-Force and Green Function in Schwarzschild spacetime via Quasinormal Modes and Branch Cut, *Phys. Rev. D* **88**, 044022 (2013), [arXiv:1306.0884 \[gr-qc\]](#).
 - [4] S. R. Dolan and A. C. Ottewill, Wave Propagation and Quasinormal Mode Excitation on Schwarzschild Spacetime, *Phys. Rev. D* **84**, 104002 (2011), [arXiv:1106.4318 \[gr-qc\]](#).
 - [5] H. Yang, D. A. Nichols, F. Zhang, A. Zimmerman, Z. Zhang, and Y. Chen, Quasinormal-mode spectrum of Kerr black holes and its geometric interpretation, *Phys. Rev. D* **86**, 104006 (2012), [arXiv:1207.4253 \[gr-qc\]](#).
 - [6] H. Yang, F. Zhang, A. Zimmerman, and Y. Chen, Scalar Green function of the Kerr spacetime, *Phys. Rev. D* **89**, 064014 (2014), [arXiv:1311.3380 \[gr-qc\]](#).
 - [7] M. Casals and B. C. Nolan, Global Hadamard form for the Green function in Schwarzschild spacetime, *Phys. Rev. D* **108**, 044033 (2023), [arXiv:1606.03075 \[gr-qc\]](#).
 - [8] A. I. Harte and T. D. Drivas, Caustics and wave propagation in curved spacetimes, *Phys. Rev. D* **85**, 124039 (2012).
 - [9] L. Dai and T. Venumadhav, On the waveforms of gravitationally lensed gravitational waves, (2017), [arXiv:1702.04724 \[gr-qc\]](#).
 - [10] E. W. Leaver, Spectral decomposition of the perturbation response of the schwarzschild geometry, *Phys. Rev. D* **34**, 384 (1986).
 - [11] E. Berti *et al.*, Black hole spectroscopy: from theory to experiment, (2025), [arXiv:2505.23895 \[gr-qc\]](#).
 - [12] M. Casals and A. Ottewill, The Branch Cut and Quasi-normal Modes at Large Imaginary Frequency in Schwarzschild Spacetime, *Phys. Rev. D* **86**, 024021 (2012), [arXiv:1112.2695 \[gr-qc\]](#).
 - [13] A. Chavda, M. Lagos, and L. Hui, The impact of initial conditions on quasi-normal modes, *JCAP* **07**, 084, [arXiv:2412.03435 \[gr-qc\]](#).
 - [14] M. De Amicis, E. Cannizzaro, G. Carullo, and L. Sberna, Dynamical quasinormal mode excitation, (2025), [arXiv:2506.21668 \[gr-qc\]](#).
 - [15] P. Arnaudo, J. Carballo, and B. Withers, Beyond quasinormal modes: a complete mode decomposition of black hole perturbations (2025), [arXiv:2510.18956 \[gr-qc\]](#).
 - [16] P. Arnaudo and B. Withers, Price's law from quasinormal modes (2025), [arXiv:2511.17703 \[gr-qc\]](#).
 - [17] T. Regge and J. A. Wheeler, Stability of a schwarzschild singularity, *Phys. Rev.* **108**, 1063 (1957).
 - [18] S. Chandrasekhar, On the equations governing the perturbations of the schwarzschild black hole, *Proceedings of the Royal Society of London. A. Mathematical and Physical Sciences* **343**, 289 (1975).
 - [19] S. Chandrasekhar, *The mathematical theory of black holes*, Vol. 69 (Oxford university press, 1998).
 - [20] The Wronskian of the IN and DOWN solutions, $W[R_{\omega}^{\text{in}}, R_{\omega}^{\text{down}}]$, which is likewise independent of the radial coordinate r , is given by $W = -2i\omega A_{\text{in}}^{\text{ref}}(\omega)$. Since the DOWN solution possesses a BC on the PIA, the Wronskian inherits this BC, implying that $A_{\text{in}}^{\text{ref}}(\omega)$ also has a BC along the PIA.
 - [21] M. Casals and A. Ottewill, High-order tail in schwarzschild

- spacetime, *Phys. Rev. D* **92**, 124055 (2015).
- [22] N. D. L. of Mathematical Functions, Digital library of mathematical functions, <https://dlmf.nist.gov/> (2025).
- [23] C. Fieker, W. Hart, T. Hofmann, and F. Johansson, Nemo/hecke: Computer algebra and number theory packages for the julia programming language, in *Proceedings of the 2017 ACM International Symposium on Symbolic and Algebraic Computation*, IS-SAC '17 (ACM, 2017) p. 157–164.
- [24] M. Casals and A. Ottewill, Branch cut and quasinormal modes at large imaginary frequency in schwarzschild space-time, *Phys. Rev. D* **86**, 024021 (2012).
- [25] P. T. Leung, A. Maassen van den Brink, K. W. Mak, and K. Young, Linearized perturbations of a black hole: Continuum spectrum, (2003), [arXiv:gr-qc/0307024](https://arxiv.org/abs/gr-qc/0307024).
- [26] M. Casals and A. Ottewill, Analytic investigation of the branch cut of the green function in schwarzschild space-time, *Phys. Rev. D* **87**, 064010 (2013).
- [27] L. C. Stein, qnm: A Python package for calculating Kerr quasinormal modes, separation constants, and spherical-spheroidal mixing coefficients, *J. Open Source Softw.* **4**, 1683 (2019), [arXiv:1908.10377 \[gr-qc\]](https://arxiv.org/abs/1908.10377).
- [28] R. K. L. Lo, L. Sabani, and V. Cardoso, Quasinormal modes and excitation factors of Kerr black holes, *Phys. Rev. D* **111**, 124002 (2025), [arXiv:2504.00084 \[gr-qc\]](https://arxiv.org/abs/2504.00084).
- [29] S. Ma, K. Mitman, L. Sun, N. Deppe, F. m. c. Hébert, L. E. Kidder, J. Moxon, W. Throwe, N. L. Vu, and Y. Chen, Quasinormal-mode filters: A new approach to analyze the gravitational-wave ringdown of binary black-hole mergers, *Phys. Rev. D* **106**, 084036 (2022).
- [30] S. Ma, L. Sun, and Y. Chen, Using rational filters to uncover the first ringdown overtone in gw150914, *Phys. Rev. D* **107**, 084010 (2023).
- [31] S. Ma, L. Sun, and Y. Chen, Black hole spectroscopy by mode cleaning, *Phys. Rev. Lett.* **130**, 141401 (2023).
- [32] M. D. Amicis and E. Cannizzaro, Post-minkowskian expansion of the prompt response in a schwarzschild background (2026), [arXiv:2601.11706 \[gr-qc\]](https://arxiv.org/abs/2601.11706).
- [33] N. Oshita, S. Ma, Y. Chen, and H. Yang, Probing Direct Waves in Black Hole Ringdowns, (2025), [arXiv:2509.09165 \[gr-qc\]](https://arxiv.org/abs/2509.09165).
- [34] K. Mitman *et al.*, Nonlinearities in Black Hole Ringdowns, *Phys. Rev. Lett.* **130**, 081402 (2023), [arXiv:2208.07380 \[gr-qc\]](https://arxiv.org/abs/2208.07380).
- [35] M. H.-Y. Cheung *et al.*, Nonlinear Effects in Black Hole Ringdown, *Phys. Rev. Lett.* **130**, 081401 (2023), [arXiv:2208.07374 \[gr-qc\]](https://arxiv.org/abs/2208.07374).
- [36] N. Khera, A. Ribes Metidieri, B. Bonga, X. Jiménez Forteza, B. Krishnan, E. Poisson, D. Pook-Kolb, E. Schnetter, and H. Yang, Nonlinear Ringdown at the Black Hole Horizon, *Phys. Rev. Lett.* **131**, 231401 (2023), [arXiv:2306.11142 \[gr-qc\]](https://arxiv.org/abs/2306.11142).
- [37] S. Ma and H. Yang, Excitation of quadratic quasinormal modes for Kerr black holes, *Phys. Rev. D* **109**, 104070 (2024), [arXiv:2401.15516 \[gr-qc\]](https://arxiv.org/abs/2401.15516).
- [38] P. Bourg, R. Panosso Macedo, A. Spiers, B. Leather, B. Bonga, and A. Pound, Quadratic Quasinormal Mode Dependence on Linear Mode Parity, *Phys. Rev. Lett.* **134**, 061401 (2025), [arXiv:2405.10270 \[gr-qc\]](https://arxiv.org/abs/2405.10270).
- [39] N. Khera, S. Ma, and H. Yang, Quadratic Mode Couplings in Rotating Black Holes and Their Detectability, *Phys. Rev. Lett.* **134**, 211404 (2025), [arXiv:2410.14529 \[gr-qc\]](https://arxiv.org/abs/2410.14529).
- [40] Y.-F. Wang, S. Ma, N. Khera, and H. Yang, A nonlinear voice from GW250114 ringdown, (2026), [arXiv:2601.05734 \[gr-qc\]](https://arxiv.org/abs/2601.05734).
- [41] L. Sberna, P. Bosch, W. E. East, S. R. Green, and L. Lehner, Nonlinear effects in the black hole ringdown: Absorption-induced mode excitation, *Phys. Rev. D* **105**, 064046 (2022), [arXiv:2112.11168 \[gr-qc\]](https://arxiv.org/abs/2112.11168).