

# Vidmento: Creating Video Stories Through Context-Aware Expansion With Generative Video

Catherine Yeh\*  
Harvard University  
Allston, MA, USA  
catherineyeh@g.harvard.edu

Anh Truong  
Adobe Research  
New York, NY, USA  
truong@adobe.com

Mira Dontcheva  
Adobe Research  
Seattle, WA, USA  
mirad@adobe.com

Bryan Wang  
Adobe Research  
Seattle, WA, USA  
bryanw@adobe.com

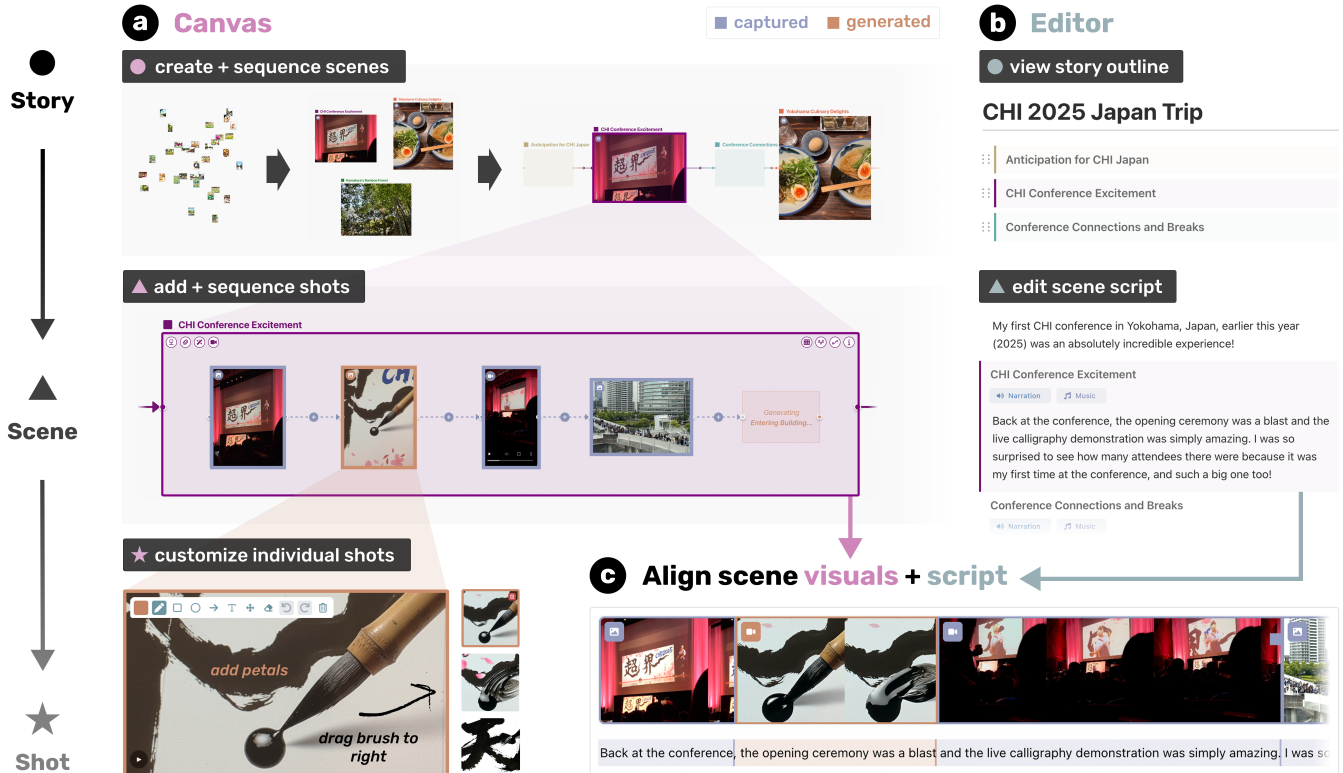


Figure 1: We introduce VIDMENTO, a video authoring tool that helps creators craft compelling video stories (e.g., a vlog about CHI 2025) through augmenting their initial footage and ideas with contextual video generations. VIDMENTO allows creators to explore and edit their video at different narrative levels (story, scene, shot) through two linked views: the (a) *canvas* and (b) *editor*. We also designed a (c) *timeline* for directly aligning visuals to the script. Captured (existing) shots are denoted by a purple outline, while new generated media are outlined in orange.

## Abstract

Video storytelling is often constrained by available material, limiting creative expression and leaving undesired narrative gaps. Generative video offers a new way to address these limitations by augmenting captured media with tailored visuals. To explore this potential, we interviewed eight video creators to identify opportunities and challenges in integrating generative video into their workflows. Building on these insights and established filmmaking principles, we developed VIDMENTO, a tool for authoring

hybrid video stories that combine captured and generated media through context-aware expansion. VIDMENTO surfaces opportunities for story development, generates clips that blend stylistically and narratively with surrounding media, and provides controls for refinement. In a study with 12 creators, VIDMENTO supported narrative development and exploration by systematically expanding initial materials with generative media, enabling expressive video storytelling aligned with creative intent. We highlight how creators bridge story gaps with generative content and where they find this blending capability most valuable.

\*Work done at Adobe.

## CCS Concepts

• **Human-centered computing** → **Interactive systems and tools**; • **Computing methodologies** → *Computer vision*; *Machine learning*.

## Keywords

Generative video models, video storytelling, human-AI co-creation

### ACM Reference Format:

Catherine Yeh, Anh Truong, Mira Dontcheva, and Bryan Wang. 2026. Vidmento: Creating Video Stories Through Context-Aware Expansion With Generative Video. In *Proceedings of (ArXiv)*. ACM, New York, NY, USA, 25 pages.

## 1 Introduction

Storytelling often begins with a small set of ideas that are gradually expanded into a complete narrative [91, 96]. In writing, this expansion is flexible: authors can freely add, revise, or remove words until the story achieves the desired shape [57]. Video storytelling, by contrast, imposes stricter constraints once shooting begins. While trimming footage is simple, adding new material to fill undesired narrative gaps hinges on what was captured during filming [8, 42]. To guard against missing content, professionals often overshoot and rely on pick-up shots [63], while everyday creators may only realize later that essential footage was never recorded. Stock media can sometimes bridge these gaps, but rarely aligns with a creator’s vision or video context [33, 38, 61].

Generative video offers a promising medium to address these challenges by allowing creators to craft tailored clips on demand [4], with recent models such as Veo3 [24] demonstrating near production-level quality. While fully synthetic video production is one possibility [32, 85, 87, 94], we focus on how generative video can augment captured materials. Commercial tools now include features like “Generative Extend” [3, 104], but these elongate individual clips in isolation, without considering the larger narrative. We see a deeper opportunity in contextually *blending* the fixed realities of captured content with the open possibilities of generation to expand incomplete narratives into cohesive stories.

To probe this design space, we conducted formative interviews with eight video creators. Participants often struggled to craft compelling narratives or explore alternatives when working with fixed footage. As a result, they viewed generative video as a way to expand stories beyond what was recorded, but also raised concerns about maintaining continuity and creative autonomy. This tension highlights the need for hybrid video creation approaches that bridge the grounded nature of captured media with the expansive potential of generation.

Motivated by these findings and an analysis of nine filmmaking books, we propose **generative expansion**, a design framework that articulates how generative video can contextually extend and interweave with captured footage for hybrid video storytelling. Generative expansion comprises four design goals grounded in established storytelling principles: (1) *identifying story ideas* that can be developed from the user’s media, (2) *highlighting opportunities* where new material could expand the story, (3) *generating clips* that blend stylistically and narratively with existing footage, and

(4) *providing controls* that let users refine generations and preserve creative authorship when blending media.

We instantiate this framework in VIDMENTO, an AI-assisted authoring tool that integrates captured and generated footage within a unified storytelling environment (Figure 1). VIDMENTO is tailored for *narrated video stories*, a widely-used genre in which voiceover narration and visuals work together to shape narrative meaning [55, 98]. To support varied workflows, our system provides affordances for both high-level exploration and precise editing through a linked canvas and script editor. The canvas functions as a visual storyline where users can directly sequence media, visualize narrative gaps, and generate contextualized content to fill them. It combines the flexibility of a freeform workspace and structure of an editing timeline to create a *semi-structured* environment for video creation. VIDMENTO also draws from narrative theory and cinematography to provide Socratic-style suggestions for expanding voiceover scripts [26, 30].

In a user study with 12 video creators, VIDMENTO enabled expressive video storytelling by scaffolding the exploration and expansion of story possibilities grounded in their existing footage. Creators emphasized that our system helped them engage with generative video in ways that amplified – rather than diminished – their creative voice, transforming initial ideas and raw media into compelling narratives that would be difficult to achieve with existing workflows. We discuss use cases and limitations for blending captured and generative visuals, outlining future opportunities for hybrid video storytelling. To summarize, our contributions include:

- **Generative expansion, a hybrid video creation framework** that integrates generative and captured media to craft compelling, contextually-grounded video stories.
- **The design and implementation of VIDMENTO**, a unified authoring tool that instantiates generative expansion to help users visualize, explore, and shape video storylines.
- **Findings from formative interviews and a user study** that reveal key opportunities and challenges in crafting blended video stories, laying foundations for an emerging video creation paradigm.

## 2 Related Work

We build on research in generative video creation, LLM-assisted video editing and story writing, and canvas-based interfaces for creative authoring. To our knowledge, this is the first work to articulate a design framework and system that combines captured and generative video within a unified storytelling environment.

### 2.1 Creating With Generative Video

Generative video is rapidly emerging as a new creative paradigm [4], with generated clips appearing in production work such as ads [35] and short films [87, 94]. Most workflows use text-to-video models [84, 102, 108, 115, 117] such as Veo3 [24] and Sora [66], where creators can specify detailed prompts [23], an initial frame [40, 110], or spatial annotations [79] to control shot composition, motion, and continuity. These advances have enabled authoring tools like Google Flow [32] and fully automated filmmaking pipelines such as FilmAgent [114] and SkyReels [85]. However, existing systems treat generation as an isolated process rather than a means to augment



footage or partially complete stories. VIDMENTO instead positions generative video as a complementary material, allowing users to contextually blend captured and generated clips within one narrative workflow.

## 2.2 LLM-Assisted Video Creation

Video creation often requires extensive planning, editing, and expertise. Various algorithms and tools have been developed to streamline this process [14, 15, 37, 46, 47, 50, 71, 98, 105, 111, 121]. A recent trend is using (multimodal) LLMs to analyze materials [100], shape stories [106], sequence clips [78, 100], and extract highlights [7, 107]. LLMs also introduce novel interactive editing paradigms. For example, ExpressEdit [92] integrates text and sketching, while LAVE [100] provides agentic editing assistance and VideoDiff [36] supports side-by-side comparison of edited variants. These systems focus primarily on editing existing footage. In contrast, we leverage LLMs to identify narrative gaps and propose new generative clips to bridge and expand the story.

## 2.3 Writing Stories With LLMs

LLMs are widely used for story writing assistance [48, 81, 83]. Systems such as Wordcraft [119] and CoAuthor [49] embed LLM-generated suggestions into text editors, while Talebrush [18] explores sketch-based story generation. While LLMs can produce full, coherent stories (e.g., screenplays in Dramatron [65]), our formative study participants preferred drafting their own video scripts to preserve narrative intent, in line with prior work [116]. Accordingly, VIDMENTO provides Socratic-style prompts [26, 30] to support reflection and iteration rather than automated story generation.

## 2.4 Canvas-Based Interfaces for Creative Authoring

Creative workflows are increasingly supported by canvas-based interfaces that organize ideas spatially rather than sequentially [5, 20, 31, 56, 73, 99]. Examples include PatchView [19] for story world-building, Luminare [89] for design space exploration during writing, and Promptify [9] for image prompt iteration. Superstudio [41], FLORA [27], Midjourney Patchwork [62], and Firefly Boards [2] extend canvases to multimodal authoring. Tools such as VISAR [123] and VideOrigami [12] link canvases with sequential UIs (e.g., text or timeline editor) to combine the benefits of both – a paradigm we build on. These systems position the canvas as a place for freeform ideation, but do not explore how spatial layout can guide narrative flow. We design our canvas as a visual storyline where creators can directly sequence and edit scenes – in addition to visualizing story gaps and ideas to fill them.

## 3 Formative Study

To probe the design space of blended video storytelling that combines captured and generated media, we conducted formative interviews to investigate (1) creators’ *current practices for developing videos from an initial set of captured materials* and (2) *opportunities and challenges of integrating generative footage into those workflows*. As practices differ across creators and genres, our goal was not to characterize a single process, but to surface this variation

and identify where generative video could meaningfully extend capture-only workflows and address their limitations.

**Participants.** We interviewed eight video creators (F1–8) recruited through internal mailing lists and snowball sampling: four full-time employees at Adobe, two university students, one professor, and one freelancer (Table 1). Three self-identified as professional video editors (avg: 18.7 years of experience), three as intermediate (avg: 9.7 years), and two as novices (avg: 1.5 years). Six had 0.5–1.5 years of experience with generative video models (e.g., Sora, Firefly), while two had none, included to broaden perspectives. Participants’ work ranged from travel vlogs and family narratives to short films.

**Protocol.** Each one-hour, semi-structured interview began with participants sharing 1–2 videos created from their own materials (using generative video when applicable) and describing their storytelling workflows. Those with prior experience reflected on how generative tools supported or challenged their process, while those without speculated on potential uses. Participants received \$40 in compensation.

## 3.1 How Do Creators Build Stories From Captured Materials?

When working solely with captured media, all editors began with a core idea or story premise, often anchored in specific artifacts such as photos, letters, and recordings ( $n = 5$ ). F8 described how she starts with “*what’s a feeling or core experience I had and how can I make it resonate on a screen.*” From there, creators either developed their stories in a linear text editor ( $n = 3$ ) or a freeform canvas ( $n = 4$ ): “*My brain works spatially and I like to cluster things so I hate working in documents*” (F6). For “*honing the pieces after you know the general structure,*” most used a timeline editor (F1). Overall, creators valued a **flexible, unified workspace** that supports iteration and does not “*force me into one particular workflow*” (F7). F8 envisioned a system that allows “*collecting existing photos [and] creating digital assets in one spot... that would be hugely beneficial.*”

**Challenges in Capture-Only Workflows.** Three creators struggled with **finding the right order and pacing** when “*weaving footage together*” (F8), which they viewed as important for crafting a compelling narrative, echoing prior work [11, 12]. As F5 said, “*I’m always thinking about how [to] keep things moving but not too jerky. That’s the part I struggle with.*” Two cited **limited footage and filming resources** as constraining the set of stories they could tell ( $n = 2$ ): “*I’d have to construct a set I can’t afford, or get permission to film in a place I can’t*” (F2).

## 3.2 Opportunities For Augmenting Video Storytelling With Generative Video

Creators viewed generative video as a way to address creative bottlenecks with captured footage, identifying three key opportunities.

**O1: Supporting story construction and exploration.** Three participants thought generative video could help connect artifacts into cohesive stories: “*[AI] helps me see things in new combinations. And that’s what stories are.*” (F8). Four imagined using it to fill content gaps – similar to B-roll / stock footage – or expand existing

ID	Role	Video Editing Experience	Gen Video Experience	Video Story Topics
F1	University Student	Novice (2 yrs)	No	Yearly dumps, short films
F2	Director of Engineering	Pro (30 yrs)	Yes (0.5 yrs)	Short films based on reality
F3	Freelancer	Pro (6 years)	No	Day in the life, short films
F4	University Student	Intermediate (3 yrs)	Yes (0.5 yrs)	Short films about personal stories
F5	Strategic Dev. Manager	Intermediate (16 yrs)	Yes (1.5 yrs)	Travel and daily vlogs
F6	Global Learning Architect	Intermediate (10 yrs)	Yes (1 yr)	Family stories
F7	Design Manager	Pro (20 yrs)	Yes (1 yr)	Stories about kids, short films
F8	Professor	Novice (1 yr)	Yes (0.5 yrs)	Reflections on academic journey

Table 1: Overview of our formative study participants.

clips ( $n = 2$ ), e.g., by “generating new perspectives or shots from different angles” (F3). Three emphasized the ability to quickly visualize ideas: “Because you can generate variations so fast, if you want to see how something would look, that’s really useful” (F3).

**O2: Enabling previously impossible storytelling possibilities.** Seven saw potential for bringing untold or undocumented stories to life by overcoming the limits of available footage. F4 reflected, “My grandma immigrated to Brazil, but we don’t have any record of that... maybe the AI could generate videos if I gave it some photos.” Similarly, F6 imagined reconstructing community histories: “If you could show how the neighborhood actually looked back in the 60s, that would be really cool.” Generative video can also transcend filmmaking constraints such as inaccessible sets (F2).

**O3: Reimagining narratives through expressive reinterpretation.** Six envisioned using generative video to “express things in interesting and new ways” (F8). F7 described depicting her family as octopuses to document a day in her life as a mom. Three others wanted to augment tangible artifacts and experiences. F5 thought it “would be cool if you could draw something and then it would bring it to life,” and F1 imagined using AI to animate her story about learning piano.

### 3.3 Challenges With Blending Generative Video With Captured Footage

However, participants also emphasized frictions introduced by generative video.

**C1: Integration issues.** Creators reported inconsistencies (e.g., style, motion) between generated and captured footage ( $n = 5$ ) [74, 104, 112], limited control when prompting ( $n = 7$ ) [29, 77], and slow iteration times ( $n = 6$ ) [16, 21, 118]. F8 shared how working with AI “is like a slot machine... You might get something that you’re happy with,” but other times, “you just get the same hard cut over and over [that] doesn’t work and that’s very frustrating.”

**C2: Authenticity concerns.** Three worried about misrepresenting lived experiences or losing authenticity when adding generative elements to videos [72, 82]. F6 explained, “If [AI] generated something false that’s generally the feel of this mountain range, but not the mountain range [and] I’m trying to show people my experience in life that would feel weird.”

**C3: Preserving creative authorship.** Above all, creators emphasized maintaining creative vision and control ( $n = 5$ ) [72, 116]: “I want to have a say in the AI [and] use my own human creativity to get the story I’m intending to tell” (F5). Three felt strongly about crafting story elements such as scripts themselves: “A very important thing to me is the voice behind the video... I put a lot of care into my script and making sure it’s my tone and words” (F1). F7 added that writing “with ChatGPT [makes] it feel less my work,” especially for personal stories.

## 4 Generative Expansion: Context-Aware Story Expansion with Generative Video

Our formative study highlighted both the opportunities and challenges of using generative video to augment existing footage. Building on these insights – and an analysis of nine filmmaking texts that discuss practices from narrative theory and cinematography for expanding stories in coherent, engaging ways (see Appendix A) – we propose **generative expansion**, a design framework for creating video stories through systematically blending captured and generated material (Figure 2).

The framework centers on context-aware generations that leverage both visual (i.e., style) and narrative context to expand a video. Generative expansion extends prior work centered on fully-captured [36, 78] or fully-generated media [85, 114], advancing the under-explored space of hybrid video stories that blend both forms of media. It comprises four interrelated design goals (D1-4) that navigate the tension between providing *structured support* for narrative coherence and *creative freedom* guided by user intent.

### 4.1 Explore: Surfacing Potential Story Ideas (D1)

Story construction typically begins with a premise or logline that crystallizes their central purpose [91, 96]. Yet, our formative study revealed the difficulty of shaping coherent narratives from unstructured ideas and materials. Systems should scaffold this process by surfacing narrative patterns such as themes [57, 59, 97] or alternative arcs [45] latent in a user’s footage, without prescribing a fixed storyline (O1, O2).

### 4.2 Expand: Highlighting Opportunities for Narrative Development (D2)

Beyond structural ideation, systems should detect gaps where additional material could improve narrative coherence and flow (O1).

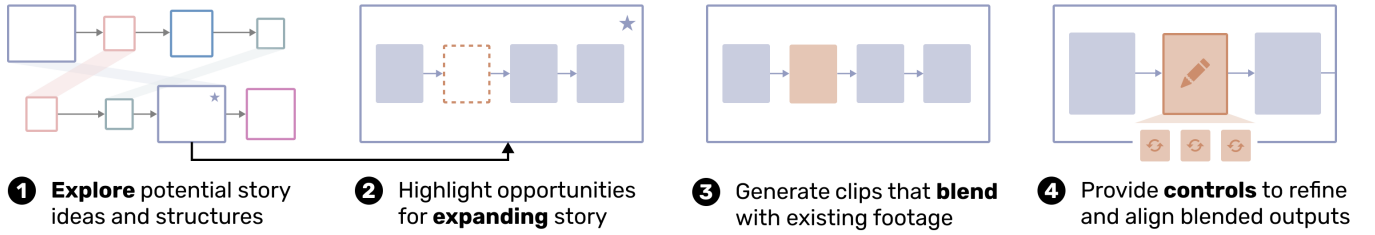


Figure 2: Overview of generative expansion, a design framework for contextually expanding existing footage with the affordances of generative video. This approach is designed to provide structured support for video storytelling, while offering flexibility for creative exploration and iteration.

Drawing on film grammar – continuity editing [8], question–answer shot patterns [42], rhythm and pacing [58, 60] – systems can flag weak links and suggest connective shots for expansion. This re-frames generative video from mere production to intentional, story-grounded augmentation.

#### 4.3 Blend: Generating Contextually Connected Video Clips (D3)

Once gaps are identified, systems should propose new clips to fill them, helping to bring unrecorded moments to life (O2). Suggestions should be grounded in cinematography principles that emphasize how shot types, angles, and framing convey distinct semantic meanings (e.g., wide shots for context, close-ups for emotion) [8, 42]. By adapting these practices, generated clips can meaningfully extend the story world and visually align with surrounding footage, rather than feel like arbitrary insertions (C1, C2).

#### 4.4 Control: Steering Narrative Shape and Style Across Blended Media (D4)

While systems can suggest and supply new material, users should retain creative agency at each stage of storytelling (C3). Just as writing and cinematography rely on deliberate choices – whether shaping theme and character [59, 96] or framing a scene through shot design [8] – the system should provide intuitive ways to steer story sequence, shot composition, and video generation when blending captured and generative footage. Generative expansion thus positions AI as a collaborator for story ideation and visualization while ensuring the hybrid video reflects the creator’s narrative and stylistic intent (O3, C2).

### 5 VIDMENTO System

Guided by our design goals, we developed VIDMENTO, a video authoring tool that instantiates generative expansion for narrated video stories [55, 98]. To study how different users engage with this emerging paradigm of hybrid video creation (i.e., blending captured and generative footage), we designed our tool to support a broad range of creative control. VIDMENTO provides high-level AI scaffolds to organize footage and generate missing moments as well as fine-grained controls for refining model outputs for those who desire deeper involvement.

While our system includes basic editing operations like trimming or rearranging footage, its focus is on supporting story construction

rather than full post-production. Accordingly, VIDMENTO outputs a *rough cut* [8, 42] – an initial sequence of clips and audio that establishes narrative structure – leaving final touches to professional tools such as Adobe Premiere Pro.

#### 5.1 Interface

Our interface comprises two linked views that bridge the visual and voiceover components of narrated video stories. The **canvas** allows creators to (1) *organize* and *generate* visual materials (images or videos), and (2) *shape* narratives by linking shot and scene nodes (Figure 3). It transforms a traditionally freeform space into a semi-structured visual storyline, enabling direct visualization and manipulation of narrative flow like a video editing timeline. The **script editor** is where users compose narration *scripts* and story *context*, which guide and personalize video creation (Figure 4). Together, this dual-view design integrates the affordances of freeform ideation and linear editing into a unified workspace for story construction, supporting diverse video storytelling workflows (Section 3.1).

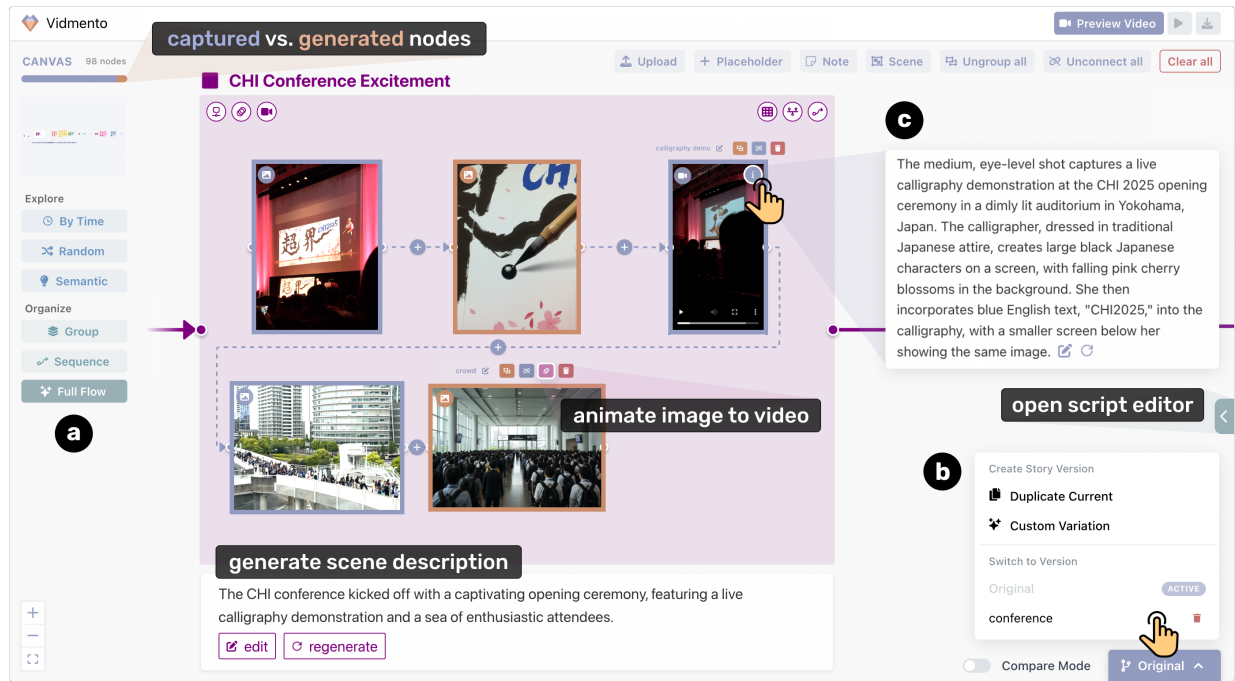
VIDMENTO also employs *semantic zoom*, adjusting information density with scale to mirror the sematic levels of video creation – story, scene, and shot [8, 42] – and aid sensemaking [89, 90]. Zooming out collapses each scene into a keyframe (defaulting to the first shot) and reduces the editor to a scene outline (Figure 1), supporting high-level story reasoning; zooming in stores scene-level detail and full script context.

#### 5.2 Feature Overview

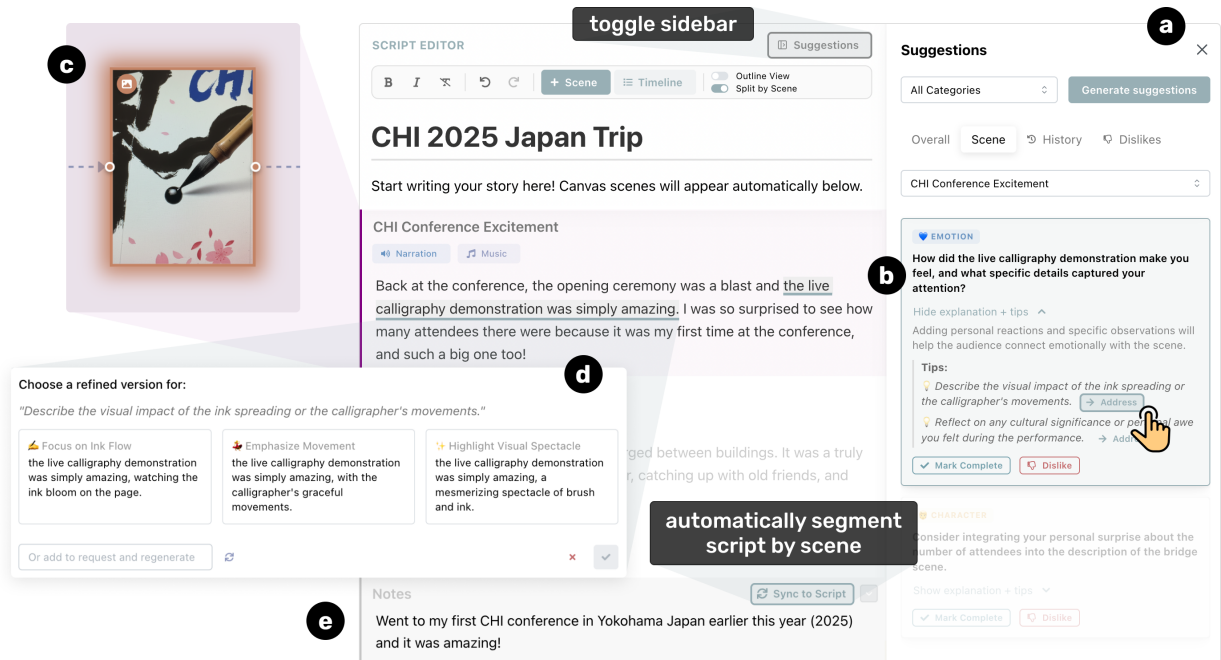
Next, we describe how VIDMENTO’s features operationalize generative expansion. Screenshots illustrate creating a video story about traveling to Japan for CHI 2025. For clarity, we introduce canvas and editor features separately, though in practice they interleave to support iterative creation (see user vignettes in Section 7.1). Since our goal is to scaffold rather than automate the creative process, all AI-powered features are suggestive, giving creators autonomy to accept, reject, or adapt outputs.

**5.2.1 Getting Started.** Upon opening VIDMENTO, creators can add notes to the editor to outline initial story ideas and upload captured media to the canvas as shot nodes (Figure 5a). As nodes are added, VIDMENTO analyzes their content to produce rich text descriptions that later inform narrative suggestions (Figure 3c).

**5.2.2 Canvas.** In the canvas, creators craft their visual storyline.



**Figure 3: VIDMENTO's canvas view.** (a) To the left, there are different options for exploring and organizing visual materials. (b) Users can create and compare different story versions by duplicating the current version or prompting for a custom variation. (c) Clicking on a file node (captured or generated) reveals its description, which can be edited or regenerated.



**Figure 4: VIDMENTO's script editor.** (a) Suggestions for script expansion appear in the sidebar. (b) Each includes an explanation and tips for addressing it. (c) Clicking "address" highlights relevant visuals in the canvas and (d) suggests modifications via the inline refinement menu. (e) Users can add ideas or story context in the editor notes to steer system generations.

**Creating a story sequence.** To help, VIDMENTO’s **group** feature automatically organizes shots into scenes, assigning each a semantic title, color, and description based on the user’s notes (Figure 5b). Scenes can then be adjusted (e.g., renaming or moving visuals) and **sequenced** into a possible storyline (Figure 5c, **D1: Explore**). When sequencing, VIDMENTO visualizes narrative gaps by proposing new scenes to connect existing moments, such as “Anticipation for CHI Japan” and “Conference Connections and Breaks” (**D2: Expand**). Creators can also add **contextual transition scenes** to expand the narrative.

In Figure C2, pressing the *plus* button between “Yokohama Culinary Delights” and “Kamakura Town Charms” yields “Exploring Yokohama’s Landmarks.”

**Comparing story variations.** To support exploration, VIDMENTO enables **story variations**, where users can prompt for alternate storylines (e.g., “focus on nature imagery”). With *compare mode*, creators can visualize story versions side by side, and receive a tailored analysis of their strengths and weaknesses (Figure C1, **D1: Explore**).

**Expanding scenes.** Next, creators can connect shots within each scene to storyboard visuals. To assist, the **sequence visuals** feature (Figure 6a) automatically proposes an engaging sequence from existing shots and generates new ones to (1) fill gaps and (2) add different perspectives through varied shot types and angles (Figure 6b, **D2: Expand**). Shot suggestions are outlined in *orange* (vs. *purple* for uploaded shots) and include explanations of how they enhance the narrative. Connections between visuals can be enhanced with **contextual transition shots** (Figure 6c, **D3: Blend**).

**Customizing shots.** Any static image can be turned into video with the pink **animate** button (Figure 3). Users can further tailor outputs to their creative vision in the **video generation** panel (Figure C3b). Here, they can add *spatial annotations* [79] to illustrate desired story elements (e.g., “add birds flying over Buddha’s head”), similar to how professional filmmakers mark up frames [42], and press “suggest” to auto-populate *structured prompt fields* covering common cinematic dimensions (camera movement, lighting, style, action) [8] based on the image and annotations (**D4: Control**). Images can also be refined in the **image editor** through prompting (e.g., “Transform the sky into sunset”) before they are brought to life (Figure C3a).

**5.2.3 Script Editor.** Complementing visual story construction, the script editor scaffolds narration writing. Creators can *sync* their original story notes to the script (Figure 4e), which automatically segments them by scene to provide a starting point.

**Expanding the script.** Rather than drafting a full script, VIDMENTO’s **suggestions sidebar** provides Socratic-style questions and prompts [26, 30] to help creators expand their own ideas (Figure 4a, **D1: Explore**, **D2: Expand**). For example, “How did the live calligraphy demonstration make you feel, and what specific details captured your attention?” (Figure 4b). Users can generate broader story-level and specific scene-level suggestions, which span narrative categories such as imagery, structure, pacing, and theme (Table A2). Each suggestion comes with an explanation and tips.

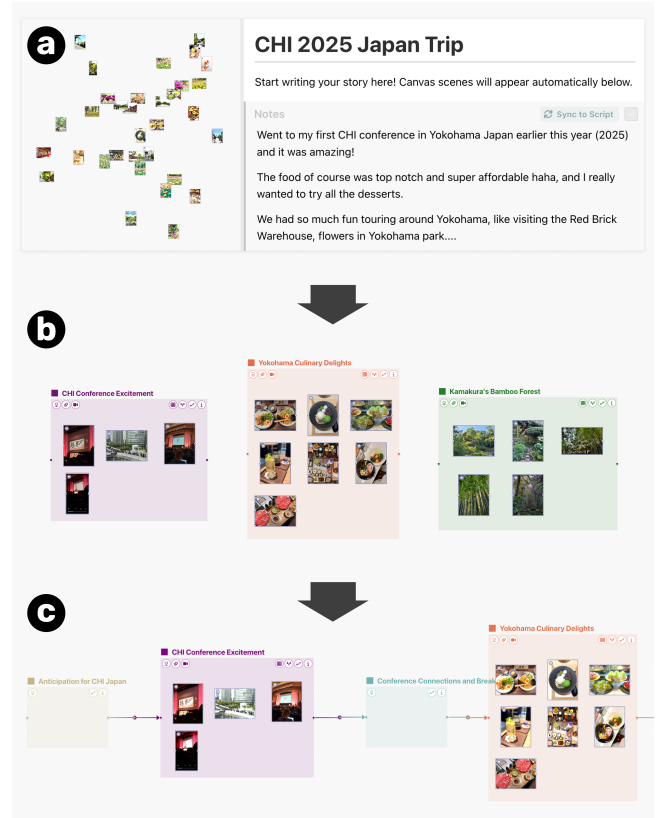


Figure 5: Shaping a video story with VIDMENTO from (a) an initial set of materials by (b) grouping shots into scenes and (c) connecting scenes into a sequence.

Pressing “address” on a tip generates three refined versions in the *in-line refinement menu*, which users can build on to update the script. Creators can help the system learn their preferences by disliking suggestions [116] (**D4: Control**).

**Adding voiceover and music.** Users can add voiceover audio and background music to each scene to enhance the story (Figure 4).

**5.2.4 Connecting Visuals and the Script.** To integrate the visuals and script for each scene, VIDMENTO provides a **scene timeline** (Figure 7), which displays both in a timeline editor mirroring tools such as Premiere Pro and DaVinci Resolve. Users can rearrange footage, adjust segment widths, and use the “auto align” feature to explore different ways of synchronizing visuals with the narration (**D4: Control**). The evolving rough cut can be viewed at any time via the preview video button (Figure 3).

### 5.3 Context-Aware Video Generation

A core capability of VIDMENTO is generating contextual video clips that blend with captured footage narratively and stylistically. To do this, we implemented a two-stage pipeline:

- (1) **Contextual keyframe generation:** VIDMENTO first generates a starting keyframe for the new shot, conditioned on *surrounding shots* (previous and next) for visual continuity,





**Figure 6: Expanding a scene by (a) sequencing visuals and suggesting new content or (b) adding a transition shot between existing footage. (c) Each generated shot comes with three options, and an explanation for how it strengthens the narrative.**

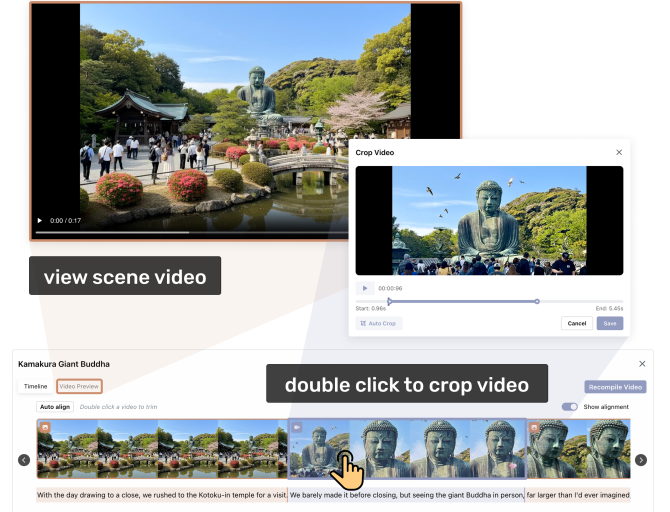
as well as the *story context* and *scene script* for story coherence (Figure 8a). Users can optionally provide a *prompt* to guide creative intent. As intermediate output, VIDMENTO produces three *image generation prompts*, which ideate different shots to expand the story. Variations are informed by the cinematography principles we derived for building a compelling visual narrative (e.g., shot composition, lighting, framing – see Appendix A). Finally, *three keyframe candidates* are generated from the image prompts, which the user can adjust and select from.

- (2) **Video animation from keyframe:** Once a keyframe is selected, VIDMENTO animates it into a video clip (Figure 8b). Users can provide a *prompt* or *annotate* the keyframe directly to guide how the motion and scene should unfold. Drawing from the same cinematography principles, VIDMENTO produces an intermediate *augmented video generation prompt* based on these inputs. This prompt is used to generate  $N$  (default: 2) video variants. The original (unannotated) keyframe is used for generation to avoid visual artifacts.

Additional feature and prompt details for VIDMENTO are included in Appendix B and Supplementary Materials. Each AI call is conditioned on the user’s evolving visual storyline and script – story context, scene descriptions, file metadata – and combined with our narrative and cinematic principles to ground system suggestions in filmmaking theory.

## 5.4 System Implementation

VIDMENTO is a full-stack application with a React/TypeScript frontend and Python/Flask backend. The canvas interface is built with React Flow [28], and the script editor with Tiptap [93]. LLM features are powered by Google Gemini (gemini-2.5-flash) [22], including scene creation and sequencing, story variation, script suggestions, visual sequencing, and timeline auto-alignment. We use Gemini’s image model (gemini-2.5-flash-image, code name *\*Nano Banana\**) [88] to generate images, and Veo3 (veo-3.0-fast-generate-preview) [24] for videos. Music and speech are generated by custom models trained on licensed instrumental-only music

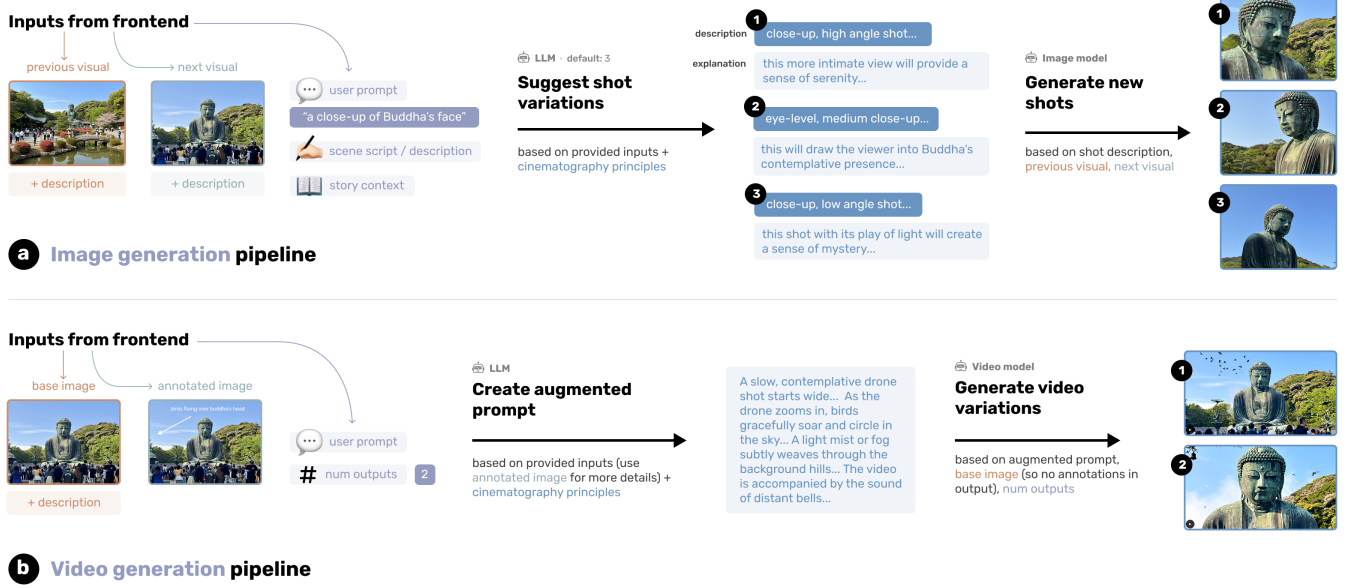


**Figure 7: The scene timeline helps users align visuals to their script, so that narration will be synced automatically. Users can also crop clips and preview the scene video.**

and speech. Image generation takes ~10s and video generation ~40s, with calls parallelized to reduce latency.

## 6 User Study

To examine how VIDMENTO supports video storytelling, we conducted an exploratory study with 12 creators, each producing a short narrated video using our system, following methods similar to prior evaluations of creative authoring tools [11, 12, 39]. Our goal was to understand how different users perceive and interact with VIDMENTO and its ability to blend captured and generative video, rather than to evaluate final output quality. We did not include a baseline because although many generative video tools are emerging, their capabilities and workflows vary widely, and we were not aware of any single tool that supports hybrid workflows



**Figure 8: Prompting pipeline for generating new contextual images and video variations. (a) We generate contextualized image suggestions by drawing from neighboring visuals, along with scene / overall story context. (b) To generate a video variations, we create an augmented prompt from the base image and the user’s annotations / prompt.**

comparable to our generative expansion approach. Our study was guided by three research questions:

- RQ1. How do creators approach and adapt their video storytelling workflows when using VIDMENTO?
- RQ2. How do creators perceive VIDMENTO’s features as supporting (or challenging) the development and expansion of video stories compared to existing practices?
- RQ3. How does blending captured and generated media impact the storytelling process?

## 6.1 Experimental Setup

**Participants.** We recruited 12 video creators (**P1–P12**) through internal mailing lists and snowball sampling, seeking diversity in experience and genre. Participants included eight employees from Adobe, three PhD or university students, and one social media manager (Table 2). Three self-identified as professional video editors (avg: 14.7 years of experience), five as intermediate (avg: 5.8 years), and four as novices (avg: 3.4 years). Eight had prior experience with generative video tools such as Veo3 or Firefly (avg: 1.1 years), while four were new to them. Creators produced a wide variety of videos during the study, including travel vlogs, wedding reels, and personal essays.

**Task.** Each participant created a rough cut of a ~1–2 minute narrated video using VIDMENTO, working with their own materials to keep the task personally meaningful and aligned with their typical creative practice. Creators submitted their media and story idea in advance, which was preloaded into the system. We did not restrict the number or type of content to better assess VIDMENTO’s performance across varied inputs, but suggested ~40 files given

the study’s duration. In practice, participants brought 10-77 images and/or videos.

## 6.2 Study Procedure

Sessions were conducted over video call and lasted 1.5 hours. We asked creators to think aloud, collected screen and audio recordings (with consent), and logged system events. Participants received \$60 in compensation.

**Pre-task survey & interview (~10 min).** Before the study, participants completed a brief survey about their background with video making and generative video tools (reported above). At the start of each session, they elaborated on their answers and shared initial perceptions of incorporating generative footage into their workflows. Nine creators expressed excitement, while three were more hesitant, citing concerns such as style inconsistencies or negative audience reactions. Four anticipated using generative media to fill gaps and extend content, and three highlighted its potential to surface new story ideas or perspectives from their footage.

**Structured walkthrough (~30 min).** We introduced VIDMENTO with a structured walkthrough. Due to its relative complexity, we wanted to ensure participants had ample time to familiarize themselves with our system. Creators watched a three-part tutorial video (total: 10 min), where each part covered one set of features. After each segment, participants practiced using those features on their own materials for ~7 minutes:

- I. Ideation and Exploration.** First, participants learned how to arrange assets, create and sequence scenes, and generate story variations (**D1: Explore**).

ID	Role	Video Editing Experience	Gen Video Experience	Video Story Topic
P1	Designer	Pro (25+ yrs)	Yes (2 yrs)	Event reel for social media
P2	Content Strategist	Novice (10 yrs)	No	Summer highlights / engagement video
P3	PhD Student	Intermediate (5 years)	Yes (1.5 yrs)	Personal essay about sailing
P4	PhD Student	Pro (9 yrs)	Yes (1 yr)	Wedding video
P5	Enterprise Architect	Novice (0.5 yrs)	Yes (1 yr)	Fantasy story based on drone art show
P6	University Student	Intermediate (7 yrs)	Yes (1 yr)	Internship highlights
P7	Social Media Manager	Intermediate (4 yrs)	Yes (1 yr)	Personal essay about moving abroad
P8	Product Manager	Novice (2 yrs)	No	Day in my life - work event
P9	Product Manager	Intermediate (5 yrs)	Yes (0.5 yrs)	Fictional story from stock footage
P10	Learn Content Lead	Intermediate (8 yrs)	Yes (1 yr)	Gardening / cooking demo
P11	Software Engineer	Novice (1 yr)	No	Daughter growing up story
P12	Solution Architect	Pro (10 yrs)	No	Elevated version of hiking trip

Table 2: Overview of our user study participants.

**II. Narrative and Visual Expansion.** Next, creators learned features related to **D2: Expand** and **D3: Blend**, such as expanding the script with story suggestions, or expanding the visual sequence of a scene with new contextual shots.

**III. Refining and Aligning Outputs.** Lastly, we introduced our creative controls for refining image & video generations, along with the scene timeline for aligning visuals to the script (**D4: Control**).

The order of features was fixed to reflect a natural learning sequence and reduce cognitive load for first-time users.

**Freeform exploration (~30 min).** Participants then freely developed their stories using VIDMENTO’s features.

**Post-task survey & interview (~20 min).** Finally, creators completed a Likert-scale survey assessing feature utility across tasks and phases of video storytelling, as well as overall satisfaction with VIDMENTO. Items were adapted from the System Usability Scale (SUS) [10] and Creativity Support Index (CSI) [17]. We also conducted semi-structured interviews to gather reflections on how VIDMENTO compared to existing workflows, perceptions of blending captured and generated content, and suggestions for improvement.

### 6.3 Data Analysis

We adopted a mixed-methods approach for data analysis. From screen recordings and system logs, we collected a quantitative account of feature usage (e.g., number of images/videos generated, story suggestions clicked). Qualitatively, we analyzed responses to post-task Likert-scale questions and synthesized themes from think-aloud and interview transcripts.

## 7 Results

Overall, creators enjoyed developing video stories with VIDMENTO and expressed interest in using it again (Figure 9). While some noted the system was not the easiest to use ( $n = 5$ ), describing it as “challenging but learnable” (P2), participants valued VIDMENTO’s flexibility – allowing them to balance generative suggestions with their own ideas (P7) – and described the experience as “really cool [and] fun” (P9) and even addictive (P5, P12). Eleven emphasized that VIDMENTO **augmented their creativity** during storytelling:

*“I like how it leveraged my ideas and expanded upon them [but] I was still holding the steering wheel” (P6). P10 even asked, “can I share the video I made on social media?”*

### 7.1 RQ1: How do creators approach and adapt their video storytelling workflows when using VIDMENTO?

We illustrate emerging workflows through two representative vignettes, showcasing how a novice (P2) and professional (P4) video creator integrated generative expansion into their creative process.

**7.1.1 P2: Reliving Uncaptured Moments and Exploring Substories.** P2, an amateur creator, wanted to make a video story about her 2025 summer highlights, including a surprise engagement and Ireland trip. She first grouped her media into scenes and asked VIDMENTO to automatically sequence them (**D1: Explore**). To her surprise, VIDMENTO’s suggestions closely matched her envisioned storyline while omitting extraneous scenes: *“The home projects and dance recital was... a summer highlight, but it was kind of thrown in there. It’s cool that it’s like if we’re telling a strong story, maybe that doesn’t fit and addressed that.”*

P2 then viewed the story suggestions (e.g., “How did the proposal feel?” or “What was an unexpected joy or growth throughout the summer?”), finding them *“solid recommendations for storytelling, [which is] specifically something I need help with” (D2: Expand)*. She augmented her script with these suggestions, starting from the “Surprise Engagement & Celebration” scene (Figure 10a).

Next, she built out the scene using the sequence visuals feature, where VIDMENTO added three new shots to expand the initial two videos (**D3: Blend**): *“It’s cool to see how it’s taken the little I provided [and] created more of a story. That’s crazy. ‘Cause that’s what my parents were wearing that day... That’s definitely something I would use.”* She reflected, *“it’s mind boggling that it’s even a possibility to have content when we were so present that we didn’t have our phones. It’s AI generated, but it’s pretty representative... Like we did all cheers [and] sit at the table with family around.”* Finally, using the scene timeline, P2 aligned the visuals to her script and recorded narration (**D4: Control**).

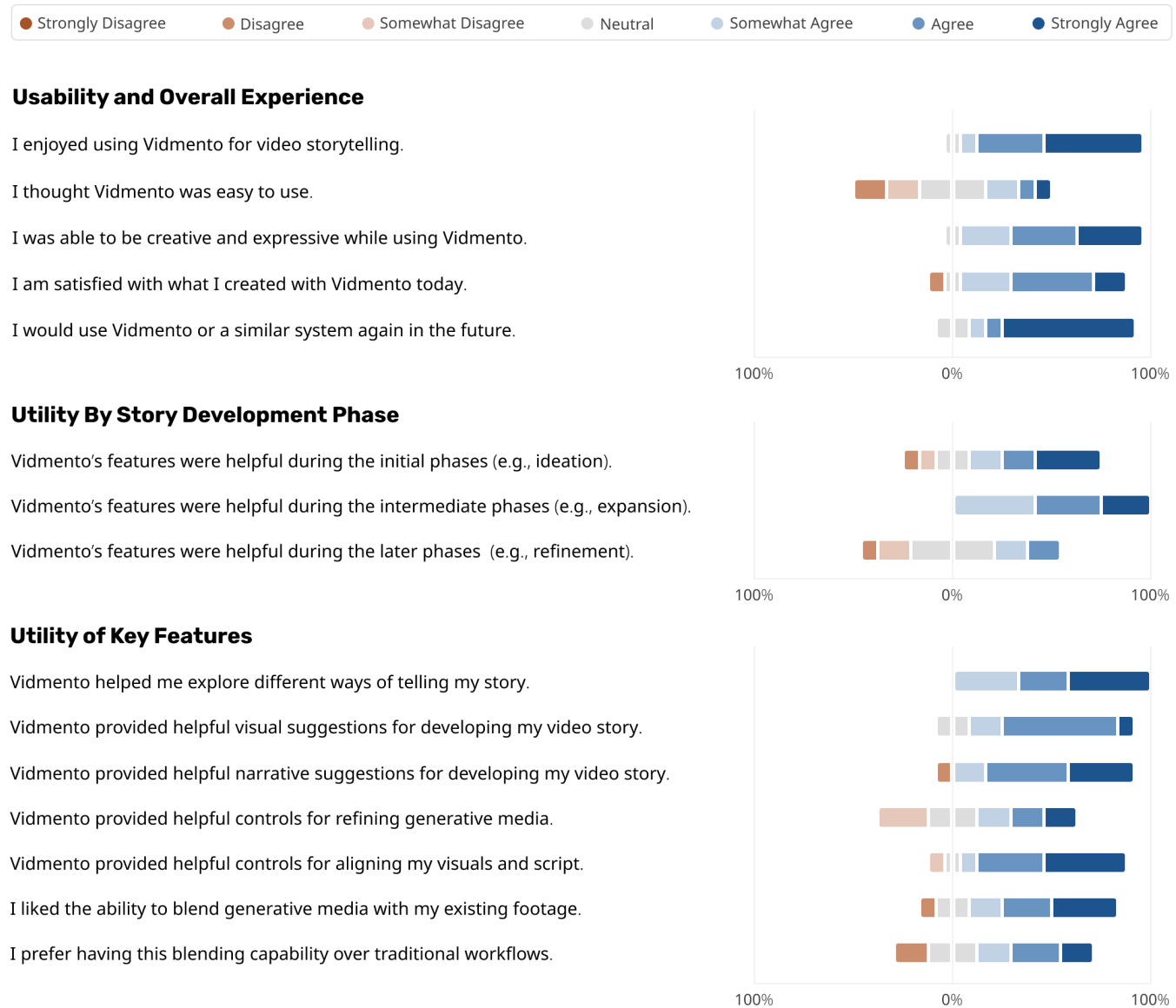


Figure 9: Participant ratings of the usability and utility of VIDMENTO and its key features.

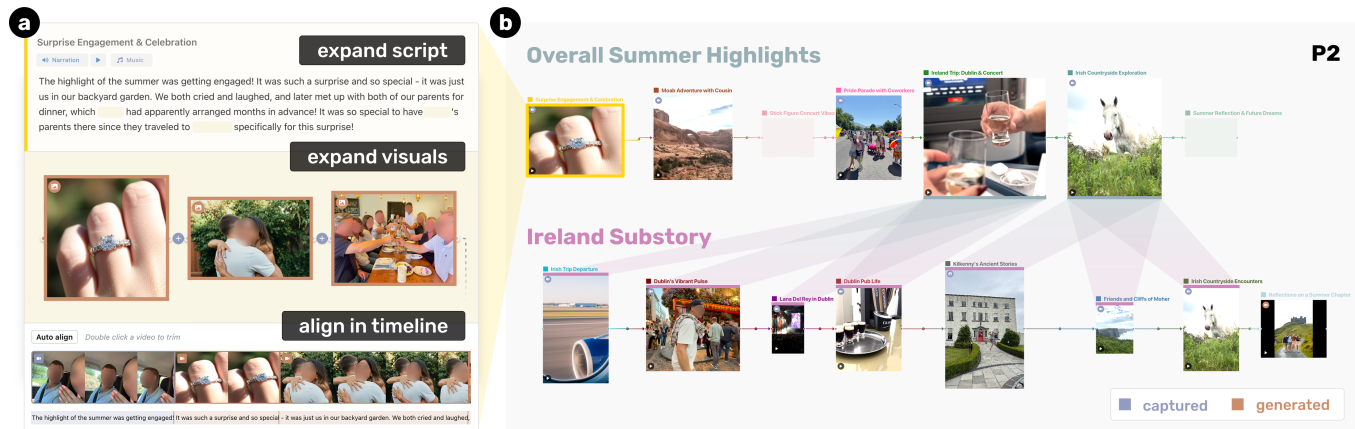
Later, P2 created a story variation focused only on her Ireland trip (**D1: Explore**). Here, VIDMENTO identified the relevant media and broke it into multiple granular scenes, whereas the original sequence grouped her Ireland highlights into two larger scenes (Figure 10b). VIDMENTO also suggested contextual scenes to fill narrative gaps, such as “Irish Trip Departure” and “Reflections on a Summer Chapter.” P2 shared, “That’s pretty cool that it connected the dots and drew a story out of just the Ireland footage,” and continued expanding this new storyline.

**7.1.2 P4: Finding New Inspiration Through Generated Shots.** P4, a professional videographer, brought raw footage from his friend’s wedding to explore. He began by having VIDMENTO automatically

group and sequence his clips (**D1: Explore**), making adjustments to align with his creative vision (e.g., removing an extraneous “Elegant Cocktail Hour” scene). After generating story suggestions (**D2: Expand**), P4 found the *structure* prompt – “Consider starting the story with [the bride]’s anxiety about the horseback entrance to immediately introduce conflict” – intriguing, but worried whether “I have enough footage to build this. Cause here I only have two videos.”

However, feeling inspired, P4 used sequence visuals to expand the “Anxious Arrival & Horseback Entrance” scene (**D3: Blend**). VIDMENTO added a wide shot of the couple entering on horseback and a medium shot of the bride (Figure 11a). Using annotations, P4 animated the medium shot, sketching the groom’s entrance and requesting a video prompt suggestion that included “a gentle breeze





**Figure 10: Showing how P2 (a) expanded the script and visuals for the engagement scene in her video story and (b) explored a substory of her summer highlights focused on her Ireland trip using VIDMENTO.**

rustling leaves” and “white butterflies flitting past” (D4: **Control**). He found the generated shots “really nice”, but “I don’t think I would use them, especially for wedding videos where the point is to capture real memories.” P4 also observed that to mimic his own “videos [which] are in log,” the AI generated “washed out footage, but these aren’t actually log [so] I couldn’t color grade them [the] same way.”

Next, P4 explored the “Sacred Church Ceremony” scene, where he ran sequence visuals again, observing:

“[VIDMENTO] puts the settings at the beginning like two establishing shots. And the generated image here is the hand of probably the bride. It creates interesting tension [through] only showing parts first and maybe revealing later. That’s cool to build suspense... I could do slow pushing and the hands look nervous and touch. The idea could be the bride is stressed again and we’re only seeing her hands...”

which he acted on to animate the image into a video (Figure 11b). Further examining the suggested sequence, P4 found additional inspiration for expansion:

“After this, you know what would be cool? I want [to] add a wide shot with the two characters in the middle, not highlighted, but making sure they’re the emphasis... So starting from settings to little parts of the scene to the full scene to create a real shock or boom, this is where we are.”

## 7.2 RQ2: How do creators perceive VIDMENTO’s features as supporting (or challenging) the development and expansion of video stories compared to existing practices?

Creators found various features helpful at different phases of story development (Figure 9), especially as compared to existing workflows. In particular, VIDMENTO was perceived as useful for narrative exploration and expansion, reflecting favorably on our design goals, with novices leaning more on suggestions, while experts selectively used or refined them.


**7.2.1 Strength: A Unified Workspace for Video Storytelling.** A recurring theme was VIDMENTO’s value in offering a single, unified workspace for video creation ( $n = 5$ ), which echoes our formative study findings (Section 3.1). P6 noted, “Everything is already integrated [with] the script and storyboard. That’s huge. I can’t do that normally.” Similarly, P7 described VIDMENTO as a clear improvement over her current workflow: “Normally, I need like 5 AIs... here you can do it in one place and combine everything [to] create a full story.” Participants also praised the synchronization of VIDMENTO: “I love the notes and being able to work and structure it there, but then have it reflect visually [in the canvas]” (P12). Three highlighted the ability to automatically align visuals with the script as a powerful augmentation of existing tools (D4: **Control**): “The timeline thing in its own is crazy. I don’t know why it’s not in Premiere yet” (P8).

**7.2.2 Strength: Story Visualization and Manipulation in the Canvas.** Both novice and experienced creators valued how VIDMENTO organized and visualized their assets into cohesive stories ( $n = 8$ ). Four highlighted the novelty of our **semi-structured canvas** for video creation, drawing parallels to Figma (P8) and Miro (P9). P2 reflected, “Video editing has been so limited to the timeline... it’s exciting to move videos around and see how they can be sequenced in different ways,” emphasizing how VIDMENTO supports new forms of story visualization and manipulation.

In particular, P11 called the contextual **scene grouping and sequencing** features “game changers” and P1, who made a video about visiting the Nintendo Store, emphasized that “having it automatically say, here’s the exterior, here’s the Zelda stuff, here’s the Pokémon. That’s gold... I usually have to do that manually.” Others appreciated how automatic grouping reduced creative friction: “I get overwhelmed by my files and it impedes me from even wanting to create. So having that effort taken out of it... I loved that” (P12). P4 added, “Seeing how AI grouped my content helped [paint] a clear visual of what stories I could tell and made potential narratives I didn’t consider more salient.”

**7.2.3 Strength: Visual Story Expansion.** Ten creators found VIDMENTO’s visual suggestions helpful for story expansion (Figure 9).





**Figure 11: Showing how P4 (a) expanded and animated the visuals for the wedding arrival scene in his video inspired by a story suggestion and (b) found new storytelling inspiration from VIDMENTO's suggested visual sequence.**

They generated an average of 31 images (*min*: 4, *max*: 65) and 8 videos (*min*: 1, *max*: 17) per study session, augmenting their original media by ~96.4%.

Novices appreciated how VIDMENTO filled narrative gaps with **context-aware shots** that felt creative and customized (**D3: Blend**). P9 loved "how accurate they are to the story and how they add more to it. I wouldn't have thought to add the two turtles in the shadow of the seagull... and [here] it zoomed in on the same seagull's foot." (Figure D1b). P6 added, "It's scary accurate. What the heck? This is literally my desk and I have the same plant."

More experienced creators leveraged VIDMENTO's sequencing and generation suggestions to test ideas and spark new directions. P3 was impressed when two existing visuals were aligned into a match cut, reflecting our distilled cinematic frameworks [8]: "It fits nicely with this segment [to] show the passage of time" (Figure D1a). Creators found VIDMENTO's suggestions especially "helpful for storyboarding ideas quickly" (P5) and "generating what comes in between two shots... Being able to scaffold what the scene might look like and situate that progress in time is neat" (P10), again speaking to our canvas' role as a visual storyline (**D2: Expand**).

**7.2.4 Strength/Limitation: Narrative Expansion Through Script Suggestions.** Script suggestions were generally perceived as helpful, but some creators had mixed feelings, particularly during narrative ideation (Figure 9). Each participant clicked an average of 3.7 suggestions (*min*: 1, *max*: 11) and used "address" an average of 2.0 times (*min*: 0, *max*: 6).

Suggestions – both story and scene – were typically more helpful for novices or those with less concrete ideas (**D2: Expand**). P9 thought they provided "nice starting points [for] thinking. I struggle with writing so the suggestions [helped] elevate my storytelling." P8 said, "I don't like AI generated scripts, but having someone push you to think about character, imagery, emotion, that was cool." Conversely, creators with a stronger vision (often experts) felt some narrative suggestions did not comprehend or challenged their ideas: "I like having the autonomy [to say] this is what I want to create, rather than it saying, oh, right now your story kind of sucks" (P3). P4 noted that the utility of a suggestion "really depends... I want [to give] my motivations or discuss it like when we brainstorm with people."

**7.2.5 Limitation: Refining Generative Outputs.** While creators enjoyed generating new media with VIDMENTO and found our refinement controls valuable – with three praising the annotation feature as "especially cool... I've never seen anything like that" (P12) – six still found it difficult to **refine outputs** to match their intent (Figure 9). Refinement was especially challenging for novices, who did not iterate or engage as much with these features, emphasizing the persistent struggle of steering generative models (**D4: Control**). P2 said "the hardest part was getting the look and feel [of] generations right," and P11 felt that our system "needs a lot of prompts and I kind of don't like that."

### 7.3 RQ3: How does blending captured and generated media impact the storytelling process?

Creators were largely excited about augmenting footage with generative video ( $n = 9$ ): "Even having it as an option opens up so many new storytelling possibilities" (P9). P12 said he "would literally use the [blending] aspect in every scene, maybe every shot." However, four felt "the main beats of the story need to be my own footage" so any generated shots "should be supplemental" (P3).

Below, we share use cases for blending captured and generative media, limitations of this approach, and its influence on perceived creative ownership, as surfaced through VIDMENTO.

**7.3.1 Use Cases for Augmenting Existing Media with Generative Content.** Overall, participants valued how VIDMENTO generated new media grounded in their existing story and footage, and visually sequenced them in ways that sparked storytelling inspiration beyond captured materials.

Three expressed how VIDMENTO's suggestions helped them **translate abstract reflections into a concrete visual form**: "I was pleasantly surprised by the binoculars and person pointing. That's not necessarily an image I had in my head, but it's nice because these were vague memories... and the generations allowed me to put [that] on paper" (P3, Figure D1a). Similarly, P10 described how VIDMENTO helped bring her memories to life through augmenting captured moments: "I love this. I don't see my chef friends often anymore

so I was like how do I pretend I'm in the kitchen again and it just auto-generated this image that allows me to do that" (Figure D1c).

Six leveraged VIDMENTO's creative controls to **add visual depth and cinematic layers** to their story. For example, P4 and P12 used annotation prompts to insert new story elements – such as the groom walking into a shot (Figure 11a) or a deer entering a forest (Figure D2a) – into existing frames.

VIDMENTO's visual suggestions also encouraged creators to **explore different perspectives and narrative directions** ( $n = 5$ ): "Being able to see what it comes up with is really helpful. That would change the way I create" (P1). P9 loved how the system "kept giving me new ideas... like the shadow of the seagull, the emotion on the turtle's face" contextualized to her story. Watching VIDMENTO sequence his existing visuals and suggest new shots, P12 was inspired to add an aerial drone shot, which would have been otherwise impossible to capture: "Obviously I'm not gonna get that shot normally cuz what am I gonna do? Throw my iPhone in the air? So the fact that generative video could add that was really cool" (Figure D2a).

**7.3.2 Limitations of Blending Media for Video Storytelling.** Despite excitement about VIDMENTO's blending capabilities, creators also expressed concerns about incorporating generative visuals into their videos.

#### Challenges with blending captured and generative visuals.

Two worried about social stigma around AI-generated media: "A lot of creatives are threatened by AI... even if you get a sense of someone's using AI, you get canceled low-key" (P8). Four, who made videos about real experiences, were concerned about **portraying fabricated moments**. P3 shared, "It doesn't feel real if I'm generating a fake image [of] a meal. These are fake memories of people eating... Even if it fools someone else, it wouldn't feel authentic." P1 explained that acceptability depends on the video content and goal. For his Nintendo video, "I'm expecting specifically to see my kids, Mario, Donkey Kong and Pikachu. So when it doesn't get it 100% right, it feels dishonest. If it was an establishing shot of San Francisco or trees in a forest... then there's a little more leeway."

Three expert creators reflected how blending media to fill narrative gaps could **potentially dilute creativity** as "the beauty of creating a video comes from the fact that you can't have everything... you piece things together and with editing and music, you're surprised by what emotions you can create" (P3). P12 added, "Often a good story doesn't give too much – that's why people say show, don't tell."

**Challenges from generative model capabilities.** P8 described how "sometimes the generations just looked kind of weird and [didn't] match the story," highlighting the larger challenge of **vision and "vibe" misalignment**. During P1's study, VIDMENTO generated a comedic clip of Bulbasaur blinking, which he described as "a fun serendipitous thing. But I obviously can't use this... if I did it would be in a joking way". Similarly, P4 noted that "the [video prompt] suggestions are very dramatic. It turns everything into Hollywood VFX [like] a flurry of shimmering white butterflies, dogs and fireworks." In some cases, style shifts were desired, like in P5's fantasy story (Figure D2b), but for more realistic videos "if [the generative content] takes the viewer out of the video, that's a problem" (P12).

P4 also reflected how although stylistically, the generations could be convincing, other aspects limit their practical use. Beyond the

log footage issue (Section 7.1.2), P4 found in some generated clips, "the camera movement is not something I was able to have cause I didn't use a gimbal." He noted other inconsistencies such as how he "didn't get to shoot at that time [suggested by the system]" or "have such a long focal length" during the wedding.

**7.3.3 Impact of Blended Media on Creative Ownership During Storytelling.** Eight participants felt adding generative content **would not impact** their perceived ownership over the final video due to the "freeform and flexible" nature of VIDMENTO (P8). P5 explained, "AI doesn't reduce ownership. I'm always going to do extra touches. [It's] just another tool in the toolbox... I'm not expecting nor do I want it to take over." P6 also felt he retained creative control: "It gave me suggestions, a starting point. But I was saying no, I don't agree with this... not everyone can use AI effectively and communicate with it. It's all about that lens, perspective, and taste."

Three said they **would feel less** ownership. P9 explained, "I don't really consider me prompting something as my own... I wouldn't feel authentic creating generative content and claiming it as mine." P3 added that "particularly for personal videos, I worry about maintaining autonomy and making it still feel like my story." P4 said his perspective depends: "Generating an image of a hand isn't the core element of the story [but] if the full narrative was generated by AI, I wouldn't feel ownership." He added, "For some AI-generated videos, I [spend] 100 hours on a single clip. It's hard not to feel ownership... but if everything is being generated in 30 seconds, I'm not gonna feel very attached."

## 8 Discussion

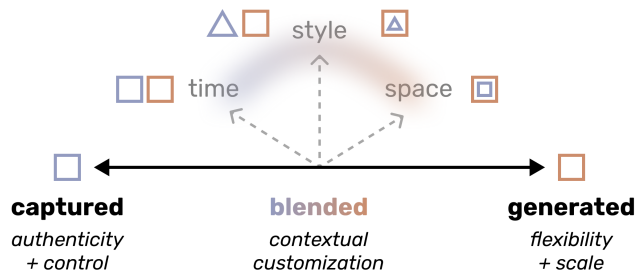
Based on our study findings, we reflect on key opportunities for blending captured and generative video, current challenges, and our vision for future video storytelling interfaces.

### 8.1 Expanding Stories Through Blending Captured and Generative Video

Our results highlight distinct affordances from *blending* captured and generative media. Whether filling narrative gaps with uncaptured moments or visualizing otherwise impossible shots, generative expansion enabled creators to extend stories in creative ways while staying **grounded and coherent** within their existing materials (Section 7.3.1). Notably, incorporating generative clips did not diminish most creators' sense of ownership (Section 7.3.3).

**8.1.1 Beyond Temporal Blending.** Our work foregrounds *temporal* blending – bridging gaps across shots in time for narrative coherence – as one point in the broader design space of integrating captured and generative video (Figure 12). Emerging generative techniques suggest opportunities for *spatial* blending within a single frame (e.g., filling gaps in environments behind real actors with generative VFX [54]). We also see potential in *stylistic* blending, where the primary goal is expressivity over continuity [53]. As illustrated by P5's fantasy video story (Section 7.3.2), mixing styles across time (between shots) and space (within a shot) opens further storytelling possibilities.

**8.1.2 Comparing Captured, Generative, and Blended Workflows.** Blended workflows promise to unite the authenticity of captured footage with the flexibility of generative media (Figure 12). Yet



**Figure 12: Positioning our blended video creation approach on the spectrum from fully captured to generative workflows. We see opportunities to explore blending captured and generated video across time, space, and style. Each shape represents a single shot.**

creators often treated generated clips as **second-class or supplemental** to captured material (Section 7.3.1). This highlights an interesting design tension: generative content expands what is possible, but is perceived as illustrative rather than authoritative in shaping video narratives. Such perceptions may be tied to how users understand authorship in AI-infused video creation. Future work could examine how to elevate the role of generative video in meaningful ways, while preserving creative ownership and integrity of captured material.

Blending also accentuated imperfections of generative footage – e.g., style or color mismatches with captured media (Section 7.3.2). While similar challenges arise in fully captured or generated workflows [33, 38, 74, 112], they are especially salient in blended settings, as outputs sit side by side [104]. These issues may fade as models improve, but they underscore a key consideration for minimizing disruptions to a creator’s vision – and their story. A systematic comparison of captured, generative, and blended workflows could clarify how tensions surface across different storytelling contexts and user segments. Finally, while we focused on augmenting captured footage, it would be valuable to explore how generative expansion extends to other forms of initial media, including generated or rendered video.

## 8.2 Shaping Generative Creativity Through Constraints

Our goal was to help bridge narrative gaps and expand video storytelling possibilities. However, as some participants noted, the unlimited creativity promised by generative models may not always be desirable since **creativity often comes from having constraints** [1, 76]. Thus, we see opportunities to refine our generative expansion framework.

**8.2.1 Adapting to the Creator’s Reality.** Beyond stylistic inconsistencies, generated clips sometimes did not fit the “vibe” or filming setup of existing footage, constraining their practical use, particularly for professional creators (Section 7.3.2). These challenges highlight the need for generative models to adapt more closely to the user’s footage and reality, possibly through additional contextual grounding, or personalized training/fine-tuning [53, 101, 113].

Current systems often optimize for cinematic spectacle [24, 66], but creators may prefer understated, imperfect clips to match what was feasible to capture. This underscores another asymmetry between written and video storytelling: while text can often be rephrased without changing intent, subtle edits to a video can fundamentally alter meaning and tone.

**8.2.2 Learning the Poetry of Gaps and Missing Moments.** VIDMENTO is designed to fill missing moments, but leaving gaps in a story can also strengthen its resonance and sense of poetry [57, 58]. Next-gen AI video authoring systems should carefully consider which gaps to bridge and which to preserve. In a future where creator-model alignment is solved, blending media may become a more intentional practice of weaving captured authenticity with generative possibility. As users expressed discomfort sharing videos with fabricated additions (Section 7.3.2), systems could deliberately withhold generations, learning from creators’ narrative styles and allowing them to leave space – both visually and verbally. Doing so may enhance video pacing [109], preserve narrative integrity, and reduce memory distortion [69].

## 8.3 Future Interfaces for AI-Augmented Video Storytelling

While our findings are limited by study scope, they highlight promising design directions for AI-assisted video storytelling interfaces. Future work can also extend VIDMENTO to explore systems tailored for specific expertise levels or content domains that blend captured and generative content.

**8.3.1 The Canvas as a Video Studio.** Creators valued our novel semi-structured canvas that unified script, assets, and generative models for video authoring (Section 7.2). Many emerging tools offer infinite canvases for generative creation [2, 27, 41, 62], but few, if any, include a direct video editing layer. This suggests an avenue for future work: designing a **fully unified, multimodal canvas** for video creation. What would it look like if all workflow components – from asset generation and sequencing to script writing and clip editing – coexisted in a single environment? Malleable UI components [13, 64] could also enable creators to reshape the interface around their own workflow, transforming canvases from auxiliary ideation spaces to central, adaptive video studios.

**8.3.2 Automation vs. Scaffolding.** Another core design question is **how much agency** systems should assume during video storytelling. Following generative expansion, VIDMENTO offers narrative suggestions, but creators retain authorial control. In contrast, fully automated tools generate complete scripts and visuals on the user’s behalf [13, 105, 111]. Each approach carries tradeoffs: automation can accelerate editing and reduce barriers [46, 98, 121], but risks generic outputs and diminished ownership [116, 119]. Scaffolding preserves human creativity and autonomy, while demanding more effort [25, 86, 92]. Creators also experience these tradeoffs differently. As we saw, novices may prefer automation over fine-grained control, while experienced storytellers may favor light scaffolding that protects their narrative agency. Preferences can shift during the creative process as well. Future video creation systems could sense when creators want automation or scaffolding and fluidly transition between modes [52].

**8.3.3 Feedback as Conversation.** As one form of scaffolding, VIDMENTO includes Socratic suggestions to help expand video scripts. However, creators with strong-formed visions found them less useful (Section 7.2). This tension reflects how creativity resists prescription, and effective storytelling comes from knowing when to bend or break the rules [97]. We also observed experienced creators wanting to discuss VIDMENTO’s ideas, underscoring the value of **feedback as dialogue** over static suggestions. While we chose not to implement a conversational agent to prioritize writing flow and creative authorship (Section 3), prior work shows how interactive feedback can support writing [34, 51], design [124], and video understanding [122]. Extending VIDMENTO toward dialogue could further personalize support and enrich reflection, echoing the broader shift toward conversational creativity support tools [52, 75].

## 8.4 Reflection Through Blended Storytelling

Building on the discussion above, we believe blending captured and generative media (Section 8.1) invites new forms of reflection during video storytelling – aligning with work on AI-augmented journaling [6, 43, 70, 125] and meaning-making [80, 95, 103]. Research shows that generating personalized text [44], music [67], or images [68] can deepen the process of reflection. By transforming photos into stylized AI images, Yun et al. [120] found that users re-experience and articulate emotions more vividly than with raw photos. Although reflection was not our primary focus, we observed early signs of similar effects when creators relived past experiences through generative video (e.g., P2’s engagement story, Section 7.1.1). Future work could examine how blended storytelling can foster reflection while mitigating risks such as memory distortion and false recollection [69].

## 9 Conclusion

We present VIDMENTO, a video authoring tool that augments captured media with generative video to create hybrid video stories through the framework of generative expansion. Grounded in narrative and cinematic principles, VIDMENTO offers suggestions for expanding a user’s story and generates contextually connected clips to bridge narrative gaps. In a study with 12 video creators, we found that VIDMENTO enables new expressive possibilities, such as bringing images to life in creative ways and crafting otherwise impossible shots, through systematically blending captured and generative content. Future directions include exploring additional opportunities for blended storytelling and reimagining video authoring through adaptive canvas interfaces. We hope our work inspires new avenues for AI-augmented video creation, allowing generative video to amplify human creativity in meaningful, narrative-driven ways.

## Acknowledgments

The authors thank our fellow STORIE lab members and interns at Adobe for their invaluable support and feedback throughout this work. A special thanks to Gabi Duncombe for early input on our system design. Additionally, we would like to thank the anonymous reviewers for helping shape this work, along with those who took the time to participate in our formative interviews and user studies.

## References

- [1] Oguz A Acar, Murat Tarakci, and Daan Van Knippenberg. 2019. Creativity and innovation under constraints: A cross-disciplinary integrative review. *Journal of management* 45, 1 (2019), 96–121. doi:10.1177/0149206318805832
- [2] Adobe. 2025. Firefly Boards. <https://firefly.adobe.com/boards>.
- [3] Adobe. 2025. Generative Extend Overview. <https://helpx.adobe.com/in/premiere-pro/using/generative-extend.html>.
- [4] Nuha Aldausari, Arcot Sowmya, Nadine Marcus, and Gelareh Mohammadi. 2022. Video generative adversarial networks: a review. *ACM Computing Surveys (CSUR)* 55, 2 (2022), 1–25. doi:10.1145/3487891
- [5] Rifat Mehreen Amin, Oliver Hans Kühle, Daniel Buschek, and Andreas Butz. 2025. PromptCanvas: Composable Prompting Workspaces Using Dynamic Widgets for Exploration and Iteration in Creative Writing. arXiv:2506.03741 [cs.HC] doi:10.48550/arXiv.2506.03741
- [6] Max Angenius. 2022. Talkus AI-reliu: An Interactive Journaling Artifact That Supports Reflection Through Conversation. doi:10.13140/RG.2.2.16533.64486
- [7] Aadit Barua, Karim Benharra, Meng Chen, Mina Huh, and Amy Pavel. 2025. Lotus: Creating Short Videos From Long Videos With Abstractive and Extractive Summarization. In *Proceedings of the 30th International Conference on Intelligent User Interfaces (IUI ’25)*. ACM, Cagliari, Italy, 967–981. doi:10.1145/3708359.3712090
- [8] Christopher Bowen. 2018. *Grammar of the Edit* (fourth ed.). Routledge, New York, NY. doi:10.4324/9781003257349
- [9] Stephen Brade, Bryan Wang, Mauricio Sousa, Sageev Oore, and Tovi Grossman. 2023. Promptify: Text-to-Image Generation through Interactive Prompt Exploration with Large Language Models. In *Proceedings of the 36th Annual ACM Symposium on User Interface Software and Technology* (San Francisco, CA, USA) (UIST ’23). Association for Computing Machinery, New York, NY, USA, Article 96, 14 pages. doi:10.1145/3586183.3606725
- [10] John Brooke et al. 1996. SUS-A quick and dirty usability scale. *Usability evaluation in industry* 189, 194 (1996), 4–7. doi:10.1201/9781498710411-35
- [11] Yining Cao, Jane L E, Chen Zhu-Tian, and Haijun Xia. 2023. DataParticles: Block-based and language-oriented authoring of animated unit visualizations. In *Proceedings of the 2023 CHI Conference on Human Factors in Computing Systems*. ACM, Hamburg, Germany, 1–15. doi:10.1145/3544548.3581472
- [12] Yining Cao, Yiyi Huang, Anh Truong, Hujung Valentina Shin, and Haijun Xia. 2025. Compositional Structures as Substrates for Human-AI Co-creation Environment: A Design Approach and A Case Study. In *Proceedings of the 2025 CHI Conference on Human Factors in Computing Systems*. ACM, Yokohama, Japan, 1–25. doi:10.1145/3706598.3713401
- [13] Yining Cao, Peiling Jiang, and Haijun Xia. 2025. Generative and Malleable User Interfaces with Generative and Evolving Task-Driven Data Model. In *Proceedings of the 2025 CHI Conference on Human Factors in Computing Systems*. ACM, Yokohama, Japan, 1–20. doi:10.1145/3706598.3713285
- [14] Juan Casares, A Chris Long, Brad A Myers, Rishi Bhatnagar, Scott M Stevens, Laura Dabbish, Dan Yocum, and Albert Corbett. 2002. Simplifying video editing using metadata. In *Proceedings of the 4th conference on Designing interactive systems: processes, practices, methods, and techniques*. ACM, London, UK, 157–166. doi:10.1145/778712.778737
- [15] Renan G Cattelan, Cesar Teixeira, Rudinei Goularte, and Maria Da Graça C Pimentel. 2008. Watch-and-comment as a paradigm toward ubiquitous interactive video editing. *ACM Transactions on Multimedia Computing, Communications, and Applications (TOMM)* 4, 4 (2008), 1–24. doi:10.1145/1412196.1412201
- [16] Yizhe Chen, Chunhe Ni, and Hongbo Wang. 2024. AdaptiveGenBackend A Scalable Architecture for Low-Latency Generative AI Video Processing in Content Creation Platforms. *Annals of Applied Sciences* 5, 1 (2024), 17 pages.
- [17] Erin Cherry and Celine Latulipe. 2014. Quantifying the creativity support of digital tools through the creativity support index. *ACM Transactions on Computer-Human Interaction (TOCHI)* 21, 4 (2014), 1–25. doi:10.1145/2617588
- [18] John Joon Young Chung, Wooseok Kim, Kang Min Yoo, Hwaran Lee, Eytan Adar, and Minsuk Chang. 2022. TaleBrush: Sketching stories with generative pretrained language models. In *Proceedings of the 2022 CHI Conference on Human Factors in Computing Systems*. ACM, New Orleans, LA, 1–19. doi:10.1145/3491102.3501819
- [19] John Joon Young Chung and Max Kreminski. 2024. Patchview: LLM-Powered Worldbuilding with Generative Dust and Magnet Visualization. In *Proceedings of the 37th Annual ACM Symposium on User Interface Software and Technology*. ACM, Pittsburgh, PA, 1–19. doi:10.1145/3654777.3676352
- [20] John Joon Young Chung, Melissa Roemmele, and Max Kreminski. 2025. Toyteller: AI-powered Visual Storytelling Through Toy-Playing with Character Symbols. In *Proceedings of the 2025 CHI Conference on Human Factors in Computing Systems (CHI ’25)*. ACM, Yokohama, Japan, 1–23. doi:10.1145/3706598.3713435
- [21] Bhishma Dedhia, David Bourgin, Krishna Kumar Singh, Yuheng Li, Yan Kang, Zhan Xu, Niraj K Jha, and Yuchen Liu. 2025. Generating, Fast and Slow: Scalable Parallel Video Generation with Video Interface Networks. doi:10.48550/arXiv.2503.17539

- [22] Google DeepMind. 2025. Gemini Flash. <https://deepmind.google/models/gemini/flash/>.
- [23] Google Deepmind. 2025. VEO Prompt Guide. <https://deepmind.google/models/veo/prompt-guide/>.
- [24] Google DeepMind. 2025. Veo3. <https://deepmind.google/models/veo/>.
- [25] Paramveer S. Dhillon, Somayeh Molaei, Jiaqi Li, Maximilian Golub, Shaochun Zheng, and Lionel Peter Robert. 2024. Shaping Human-AI Collaboration: Varied Scaffolding Levels in Co-writing with Language Models. In *Proceedings of the 2024 CHI Conference on Human Factors in Computing Systems* (Honolulu, HI, USA) (CHI '24). Association for Computing Machinery, New York, NY, USA, Article 1044, 18 pages. doi:10.1145/3613904.3642134
- [26] Linda Elder and Richard Paul. 1998. The role of Socratic questioning in thinking, teaching, and learning. *The Clearing House* 71, 5 (1998), 297–301. doi:10.1080/00098659809602729
- [27] FLORA. 2025. FLORA: Your intelligent canvas. <https://www.florafaua.ai>.
- [28] React Flow. 2025. Node-Based UIs in React. <https://reactflow.dev/>.
- [29] Daniel Geng, Charles Herrmann, Junhwa Hur, Forrester Cole, Serena Zhang, Tobias Pfaff, Tatiana Lopez-Guevara, Yusuf Aytar, Michael Rubinstein, Chen Sun, et al. 2025. Motion prompting: Controlling video generation with motion trajectories. In *Proceedings of the Computer Vision and Pattern Recognition Conference*. IEEE/CVF, Nashville, TN, 1–12. doi:10.1109/CVPR52734.2025.00010
- [30] Frederic Gmeiner, Kaitao Luo, Ye Wang, Kenneth Holstein, and Nikolas Martelaro. 2025. Exploring the Potential of Metacognitive Support Agents for Human-AI Co-Creation. In *Proceedings of the 2025 ACM Designing Interactive Systems Conference*. ACM, Madeira, Portugal, 1244–1269. doi:10.1145/3715336.3735785
- [31] Gabriel Enrique Gonzalez, Dario Andres Silva Moran, Stephanie Houde, Jessica He, Steven I Ross, Michael J Muller, Siya Kunde, and Justin D Weisz. 2024. Collaborative Canvas: A Tool for Exploring LLM Use in Group Ideation Tasks.. In *IUI Workshops*. ACM, Greenville, SC, 10 pages.
- [32] Google. 2025. Flow. <https://labs.google/flow/about>.
- [33] Skillman Video Group. 2025. The Pros and Cons of Stock Footage: A Comprehensive Guide for Video Producers. <https://www.skillmanvideogroup.com/the-pros-and-cons-of-stock-footage/>.
- [34] Kai Guo, Jian Wang, and Samuel Kai Wah Chu. 2022. Using chatbots to scaffold EFL students' argumentative writing. *Assessing Writing* 54 (2022), 100666. doi:10.1016/j.asw.2022.100666
- [35] Bruna Horvath. 2024. Coca-Cola causes controversy with AI-made ad. <https://www.nbcnews.com/tech/innovation/coca-cola-causes-controversy-ai-made-ad-rcna180665>.
- [36] Mina Huh, Ding Li, Kim Pimmel, Hujung Valentina Shin, Amy Pavel, and Mira Dontcheva. 2025. VideoDiff: Human-AI Video Co-Creation with Alternatives. In *Proceedings of the 2025 CHI Conference on Human Factors in Computing Systems*. ACM, Yokohama, Japan, 1–19. doi:10.1145/3706598.3713417
- [37] Mina Huh, Saelyne Yang, Yi-Hao Peng, Xiang 'Anthony' Chen, Young-Ho Kim, and Amy Pavel. 2023. AVScript: Accessible Video Editing with Audio-Visual Scripts. In *Proceedings of the 2023 CHI Conference on Human Factors in Computing Systems* (Hamburg, Germany) (CHI '23). Association for Computing Machinery, New York, NY, USA, Article 796, 17 pages. doi:10.1145/3544548.3581494
- [38] All in Motion. 2023. Stock Footage Videos - Leveraging Pre-Existing Content for Compelling Visuals. <https://www.allinmotion.com/blog/stock-footage-videos-leveraging-pre-existing-content-for-compelling-visuals>.
- [39] Amir Jahanlou and Parmit K Chilana. 2022. Katika: An end-to-end system for authoring amateur explainer motion graphics videos. In *Proceedings of the 2022 CHI Conference on Human Factors in Computing Systems*. ACM, New Orleans, LA, 1–14. doi:10.1145/3491102.3517741
- [40] Yuming Jiang, Tianxing Wu, Shuai Yang, Chenyang Si, Dahua Lin, Yu Qiao, Chen Change Loy, and Ziwei Liu. 2024. Videobooth: Diffusion-based video generation with image prompts. In *Proceedings of the IEEE/CVF Conference on Computer Vision and Pattern Recognition*. IEEE, Seattle, WA, 6689–6700. doi:10.1109/CVPR52733.2024.00639
- [41] Kaliber. 2025. Superstudio. <https://www.kaiber.ai/superstudio/>.
- [42] Steven Douglas Katz. 1991. *Film directing shot by shot: visualizing from concept to screen*. Michael Wiese Productions, Studio City, CA.
- [43] Taewan Kim, Seolyeong Bae, Hyun Ah Kim, Su-woo Lee, Hwajung Hong, Channmo Yang, and Young-Ho Kim. 2024. MindfulDiary: Harnessing Large Language Model to Support Psychiatric Patients' Journaling. In *Proceedings of the 2024 CHI Conference on Human Factors in Computing Systems*. ACM, Honolulu, HI, 1–20. doi:10.1145/3613904.3642937
- [44] Taewan Kim, Donghoon Shin, Young-Ho Kim, and Hwajung Hong. 2024. DiaryMate: Understanding User Perceptions and Experience in Human-AI Collaboration for Personal Journaling. In *Proceedings of the 2024 CHI Conference on Human Factors in Computing Systems*. ACM, Honolulu, HI, 1–15.
- [45] Xingyu Lan, Xinyue Xu, and Nan Cao. 2021. Understanding narrative linearity for telling expressive time-oriented stories. In *Proceedings of the 2021 CHI conference on human factors in computing systems*. ACM, Online, 1–13. doi:10.1145/3411764.3445344
- [46] Mackenzie Leake, Abe Davis, Anh Truong, and Maneesh Agrawala. 2017. Computational video editing for dialogue-driven scenes. *ACM Trans. Graph.* 36, 4, Article 130 (July 2017), 14 pages. doi:10.1145/3072959.3073653
- [47] Mackenzie Leake, Hujung Valentina Shin, Joy O Kim, and Maneesh Agrawala. 2020. Generating audio-visual slideshows from text articles using word concreteness. In *Proceedings of the 2020 CHI Conference on Human Factors in Computing Systems*. ACM, Honolulu, HI, 1–11. doi:10.1145/3313831.3376519
- [48] Mina Lee, Katy Ilonka Gero, John Joon Young Chung, Simon Buckingham Shum, Vipul Raheja, Hua Shen, Subhashini Venugopalan, Thiemo Wambsganss, David Zhou, Emad A. Alghamdi, Tal August, Avinash Bhat, Madiha Zahrah Choksi, Senjuti Dutta, Jin L.C. Guo, Md Naimul Hoque, Yewon Kim, Simon Knight, Seyed Parsa Neshaei, Antonette Shibani, Disha Shrivastava, Lila Shroff, Agnia Sergeyuk, Jessi Stark, Sarah Sterman, Sitong Wang, Antoine Bosselut, Daniel Buschek, Joseph Chee Chang, Sherol Chen, Max Kreminski, Joonsuk Park, Roy Pea, Eugenia Ha Rim Rho, Zejiang Shen, and Pao Siangliulue. 2024. A Design Space for Intelligent and Interactive Writing Assistants. In *Proceedings of the CHI Conference on Human Factors in Computing Systems* (CHI '24). ACM, Honolulu, HI, 1–35. doi:10.1145/3613904.3642697
- [49] Mina Lee, Percy Liang, and Qian Yang. 2022. CoAuthor: Designing a Human-AI Collaborative Writing Dataset for Exploring Language Model Capabilities. In *CHI Conference on Human Factors in Computing Systems* (CHI '22). ACM, New Orleans, LA, 1–19. doi:10.1145/3491102.3502030
- [50] David Chuan-En Lin, Fabian Caba Heilbron, Joon-Young Lee, Oliver Wang, and Nikolas Martelaro. 2024. VideoMap: Supporting Video Exploration, Brainstorming, and Prototyping in the Latent Space. In *Proceedings of the 16th Conference on Creativity & Cognition* (Chicago, IL, USA) (C&C '24). Association for Computing Machinery, New York, NY, USA, 311–327. doi:10.1145/3635636.3656192
- [51] Michael Pin-Chuan Lin and Daniel Chang. 2020. Enhancing post-secondary writers' writing skills with a chatbot. *Journal of Educational Technology & Society* 23, 1 (2020), 78–92.
- [52] Zhiyu Lin, Upol Ehsan, Rohan Agarwal, Samihan Dani, Vidushi Vashishth, and Mark Riedl. 2023. Beyond prompts: Exploring the design space of mixed-initiative co-creativity systems. doi:10.48550/arXiv.2305.07465
- [53] Akide Liu, Hanwen Wang, and Mong Yuan Sim. 2024. Personalised video generation: Temporal diffusion synthesis with generative large language model.
- [54] Xinyu Liu, Ailing Zeng, Wei Xue, Harry Yang, Wenhan Luo, Qifeng Liu, and Yike Guo. 2025. VFX Creator: Animated Visual Effect Generation with Controllable Diffusion Transformer. doi:10.48550/arXiv.2502.05979
- [55] Yu Lu, Feiyue Ni, Haofan Wang, Xiaofeng Guo, Linchao Zhu, Zongxin Yang, Ruihua Song, Lele Cheng, and Yi Yang. 2023. Show me a video: A large-scale narrated video dataset for coherent story illustration. *IEEE Transactions on Multimedia* 26 (2023), 2456–2466. doi:10.1109/TMM.2023.3296944
- [56] Damien Masson, Zixin Zhao, and Fanny Chevalier. 2025. Visual Story-Writing: Writing by Manipulating Visual Representations of Stories. In *Proceedings of the 38th Annual ACM Symposium on User Interface Software and Technology* (UIST '25). Association for Computing Machinery, New York, NY, USA, Article 70, 15 pages. doi:10.1145/3746059.3747758
- [57] Robert McKee. 1997. *Story: style, structure, substance, and the principles of screenwriting*. Harper Collins, New York, NY.
- [58] Robert McKee. 2016. *Dialogue: The art of verbal action for page, stage, and screen*. Twelve, New York, NY.
- [59] Robert McKee. 2021. *Character: The Art of Role and Cast Design for Page, Stage, and Screen*. Twelve, New York, NY.
- [60] Robert McKee and Bassim El-Wakil. 2022. *Action: The art of excitement for screen, page, and game*. Twelve, New York, NY.
- [61] Seal Media. 2024. Stock Photos and Video Footage: Archetypes, Limitations and Diversity. <https://sealmedia.us/stock-photos-and-video-footage-archetypes-limitations-and-diversity-3>.
- [62] Midjourney. 2024. Patchwork User Guide. <https://updates.midjourney.com/patchwork-user-guide/>.
- [63] Pat P Miller. 2013. *Script supervising and film continuity*. Routledge, New York, NY. doi:10.4324/9780080516769
- [64] Bryan Min, Allen Chen, Yining Cao, and Haijun Xia. 2025. Malleable Overview-Detail Interfaces. In *Proceedings of the 2025 CHI Conference on Human Factors in Computing Systems*. ACM, Yokohama, Japan, 1–25. doi:10.1145/3706598.3714164
- [65] Piotr Mirowski, Kory W Mathewson, Jaylen Pittman, and Richard Evans. 2023. Co-writing screenplays and theatre scripts with language models: Evaluation by industry professionals. In *Proceedings of the 2023 CHI conference on human factors in computing systems*. ACM, Hamburg, Germany, 1–34. doi:10.1145/3544548.3581225
- [66] OpenAI. 2024. Sora. <https://openai.com/sora/>.
- [67] Joonyoung Park, Hyewon Cho, Hyehyun Chu, YeEun Lee, and Hajin Lim. 2025. NoRe: Augmenting Journaling Experience with Generative AI for Music Creation. In *Proceedings of the 2025 ACM Designing Interactive Systems Conference* (DIS '25). Association for Computing Machinery, New York, NY, USA, 2718–2737. doi:10.1145/3715336.3735845
- [68] Soobin Park, Hankyung Kim, and Youn-kyung Lim. 2025. Reimagining Personal Data: Unlocking the Potential of AI-Generated Images in Personal Data Meaning-Making. In *Proceedings of the 2025 CHI Conference on Human Factors in Computing Systems*. ACM, Yokohama, Japan, 1–25. doi:10.1145/3706598.3713722



- [69] Pat Pataranutaporn, Chayapatr Archivarangprok, Samantha WT Chan, Elizabeth Loftus, and Pattie Maes. 2025. Synthetic human memories: AI-edited images and videos can implant false memories and distort recollection. In *Proceedings of the 2025 CHI Conference on Human Factors in Computing Systems*. ACM, Yokohama, Japan, 1–20. doi:10.1145/3706598.3713697
- [70] Pat Pataranutaporn, Kavin Winson, Peggy Yin, Auttasak Lapapirojn, Pichayoot Oupphaphan, Monchai Lertsutthiwong, Pattie Maes, and Hal Herschfield. 2024. Future You: A Conversation with an AI-Generated Future Self Reduces Anxiety, Negative Emotions, and Increases Future Self-Continuity. doi:10.48550/arXiv.2405.12514
- [71] Amy Pavel, Dan B. Goldman, Björn Hartmann, and Maneesh Agrawala. 2016. VidCrit: Video-based Asynchronous Video Review. In *Proceedings of the 29th Annual Symposium on User Interface Software and Technology* (Tokyo, Japan) (UIST '16). Association for Computing Machinery, New York, NY, USA, 517–528. doi:10.1145/2984511.2984552
- [72] Tejaswi Polimetla and Katy Ilonka Gero. 2025. A Paradigm for Creative Ownership. In *Navigating Generative AI Disclosure, Ownership, and Accountability in Co-Creative Domains Workshop*. CHIWORK, Amsterdam, Netherlands, 7 pages. doi:10.1145/3707640.3729212
- [73] Hua Xuan Qin, Guangzhi Zhu, Mingming Fan, and Pan Hui. 2025. Toward Personalizable AI Node Graph Creative Writing Support: Insights on Preferences for Generative AI Features and Information Presentation Across Story Writing Processes. In *Proceedings of the 2025 CHI Conference on Human Factors in Computing Systems*. ACM, Yokohama, Japan, 1–30. doi:10.1145/3706598.3713569
- [74] Bowen Qu, Xiaoyu Liang, Shangkun Sun, and Wei Gao. 2024. Exploring aigc video quality: A focus on visual harmony video-text consistency and domain distribution gap. In *Proceedings of the IEEE/CVF Conference on Computer Vision and Pattern Recognition*. IEEE/CVF, Seattle, WA, 6652–6660. doi:10.1109/CVPRW63382.2024.00659
- [75] Jeba Rezwana and Corey Ford. 2025. Human-Centered AI Communication in Co-Creativity: An Initial Framework and Insights. In *Proceedings of the 2025 Conference on Creativity and Cognition*. ACM, Online, 651–665. doi:10.1145/3698061.3726932
- [76] Brent D Rosso. 2014. Creativity and constraints: Exploring the role of constraints in the creative processes of research and development teams. *Organization Studies* 35, 4 (2014), 551–585. doi:10.1177/0170840613517600
- [77] Alexander Roza-Torres, Carlos J Latorre-Rojas, and Wilson J Sarmiento. 2025. Prompt Engineering-Based Video Prototyping for Immersive Interaction Design: Limits, Opportunities and Perspectives. In *Iberoamerican Workshop on Human-Computer Interaction*. Springer, Pereira, Colombia, 252–266. doi:10.1007/978-3-031-91328-0\_20
- [78] Marcelo Sandoval-Castañeda, Bryan Russell, Josef Sivic, Gregory Shakhnarovich, and Fabian Caba Heilbron. 2025. EditDuet: A Multi-Agent System for Video Non-Linear Editing. In *Proceedings of the Special Interest Group on Computer Graphics and Interactive Techniques Conference Papers* (SIGGRAPH Conference Papers '25). Association for Computing Machinery, New York, NY, USA, Article 2, 11 pages. doi:10.1145/3721238.3730761
- [79] Scenario. 2025. Spatial Prompting for Videos Generation. <https://help.scenario.com/en/articles/spatial-prompting-for-videos-generation>.
- [80] Liselotte Schulz. 2024. The Impact of Generative AI on User Engagement and Personalisation in Digital Journaling: A Case Study.
- [81] Hanieh Shakeri, Carman Neustaedt, and Steve DiPaola. 2021. Saga: Collaborative storytelling with gpt-3. In *Companion Publication of the 2021 Conference on Computer Supported Cooperative Work and Social Computing*. ACM, Online, 163–166. doi:10.1145/3462204.3481771
- [82] Jingyu Shi, Rahul Jain, Runlin Duan, and Karthik Ramani. 2023. Understanding Generative AI in Art: An Interview Study with Artists on G-AI from an HCI Perspective. doi:10.48550/arXiv.2310.13149
- [83] Momin N Siddiqui, Roy D Pea, and Hari Subramonyam. 2025. Script&Shift: A Layered Interface Paradigm for Integrating Content Development and Rhetorical Strategy with LLM Writing Assistants. In *Proceedings of the 2025 CHI Conference on Human Factors in Computing Systems* (CHI '25). Association for Computing Machinery, New York, NY, USA, Article 532, 19 pages. doi:10.1145/3706598.3714119
- [84] Uriel Singer, Adam Polyak, Thomas Hayes, Xi Yin, Jie An, Songyang Zhang, Qiyan Hu, Harry Yang, Oron Ashual, Oran Gefni, et al. 2022. Make-a-video: Text-to-video generation without text-video data. doi:10.48550/arXiv.2209.14792
- [85] SkyReels. 2025. SkyReels.ai. <https://www.skyreels.ai/home>.
- [86] Than Htut Soe. 2021. AI video editing tools. What editors want and how far is AI from delivering? doi:10.48550/arXiv.2109.07809
- [87] Joanna Stern. 2025. Coca-Cola causes controversy with AI-made ad. <https://www.wsj.com/tech/ai/ai-film-google-veo-runway-3918ae28>.
- [88] Google AI Studio. 2025. Gemini 2.5 Flash Image. <https://aistudio.google.com/models/gemini-2-5-flash-image>.
- [89] Sangho Suh, Meng Chen, Bryan Min, Toby Jia-Jun Li, and Haijun Xia. 2024. Luminat: Structured generation and exploration of design space with large language models for human-ai co-creation. In *Proceedings of the 2024 CHI Conference on Human Factors in Computing Systems*. ACM, Honolulu, HI, 1–26. doi:10.1145/3613904.3642400
- [90] Sangho Suh, Bryan Min, Srishti Palani, and Haijun Xia. 2023. Sensecape: Enabling multilevel exploration and sensemaking with large language models. In *Proceedings of the 36th annual ACM symposium on user interface software and technology*. ACM, San Francisco, CA, 1–18. doi:10.1145/3586183.3606756
- [91] Blake Synder. 2005. *Save the cat: The last book on screenwriting you'll ever need*. Michael Wiese Productions, Studio City, CA.
- [92] Bekzat Tilekbay, Saelyne Yang, Michal Adam Lewkowicz, Alex Suryapranata, and Juho Kim. 2024. ExpressEdit: Video Editing with Natural Language and Sketching. In *Proceedings of the 29th International Conference on Intelligent User Interfaces*. ACM, Greenville, SC, 515–536. doi:10.1145/3640543.3645164
- [93] Tiptap. 2025. Dev Toolkit Editor Suite. <https://tiptap.dev/>.
- [94] Jessica Toonkel. 2025. OpenAI Backs AI-Made Animated Feature Film. <https://www.wsj.com/tech/ai/openai-backs-ai-made-animated-feature-film-389f70b0>.
- [95] Gabriela A Torres. 2024. *Design considerations for an AI-prompted "Future-Self" video journaling tool to enhance self-efficacy*. Massachusetts Institute of Technology, Cambridge, MA.
- [96] John Truby. 2007. *The anatomy of story: 22 steps to becoming a master storyteller*. Farrar, Straus and Giroux, New York, NY.
- [97] John Truby. 2022. *The anatomy of genres: How story forms explain the way the world works*. Farrar, Straus and Giroux, New York, NY.
- [98] Anh Truong, Floraine Berthouzoz, Wilmot Li, and Maneesh Agrawala. 2016. Quickcut: An interactive tool for editing narrated video. In *Proceedings of the 29th Annual Symposium on User Interface Software and Technology*. ACM, Tokyo, Japan, 497–507. doi:10.1145/2984511.2984569
- [99] Comfy UI. 2025. Comfy. <https://www.comfy.org/>.
- [100] Bryan Wang, Yuliang Li, ZhaoYang Lv, Haijun Xia, Yan Xu, and Raj Sodhi. 2024. LAVE: LLM-powered agent assistance and language augmentation for video editing. In *Proceedings of the 29th International Conference on Intelligent User Interfaces*. ACM, Greenville, SC, 699–714. doi:10.1145/3640543.3645143
- [101] Fu-Yun Wang, ZhaoYang Huang, Weikang Bian, Xiaoyu Shi, Keqiang Sun, Guanglu Song, Yu Liu, and Hongsheng Li. 2024. AnimateLM: Computation-efficient personalized style video generation without personalized video data. In *SIGGRAPH Asia 2024 Technical Communications*. ACM, Tokyo, Japan, 1–5. doi:10.1145/3681758.3698013
- [102] Juniu Wang, Hangjie Yuan, Dayou Chen, Yingya Zhang, Xiang Wang, and Shiwei Zhang. 2023. Modelscope text-to-video technical report. doi:10.48550/arXiv.2308.06571
- [103] Kevin Wang, Samantha Barg, and Ramon Lawrence. 2025. Designing for an AI-Augmented Journaling Experience: Balancing Guidance and Autonomy for Deeper Emotional Insight. In *Proceedings of the Extended Abstracts of the CHI Conference on Human Factors in Computing Systems*. ACM, Yokohama, Japan, 1–8. doi:10.1145/3706599.3719887
- [104] Ke Wang, Lehao Lin, Maha Abdallah, and Wei Cai. 2025. Where is the Boundary? Understanding How People Recognize and Evaluate Generative AI-extended Videos. In *Proceedings of the 2025 CHI Conference on Human Factors in Computing Systems*. ACM, Yokohama, Japan, 1–19. doi:10.1145/3706598.3714061
- [105] Miao Wang, Guo-Wei Yang, Shi-Min Hu, Shing-Tung Yau, and Ariel Shamir. 2019. Write-a-video: computational video montage from themed text. *ACM Trans. Graph.* 38, 6, Article 177 (Nov. 2019), 13 pages. doi:10.1145/3355089.3356520
- [106] Sitong Wang, Samia Menon, Tao Long, Keren Henderson, Dingzeyu Li, Kevin Crowston, Mark Hansen, Jeffrey V Nickerson, and Lydia B Chilton. 2024. Reel-Framer: Human-AI Co-Creation for News-to-Video Translation. In *Proceedings of the 2024 CHI Conference on Human Factors in Computing Systems* (Honolulu, HI, USA) (CHI '24). Association for Computing Machinery, New York, NY, USA, Article 169, 20 pages. doi:10.1145/3613904.3642868
- [107] Sitong Wang, Zheng Ning, Anh Truong, Mira Dontcheva, Dingzeyu Li, and Lydia B Chilton. 2024. PodReels: Human-AI Co-Creation of Video Podcast Teasers. In *Proceedings of the 2024 ACM Designing Interactive Systems Conference* (Copenhagen, Denmark) (DIS '24). Association for Computing Machinery, New York, NY, USA, 958–974. doi:10.1145/3643834.3661591
- [108] Yaohui Wang, Xinyuan Chen, Xin Ma, Shangchen Zhou, Ziqi Huang, Yi Wang, Ceyuan Yang, Yinan He, Jiashuo Yu, Peiqing Yang, et al. 2025. Lavi: High-quality video generation with cascaded latent diffusion models. *International Journal of Computer Vision* 133, 5 (2025), 3059–3078. doi:10.1007/s11263-024-02295-1
- [109] Yichen Wang, Kevin Yang, Xiaoming Liu, and Dan Klein. 2023. Improving Pacing in Long-Form Story Planning. In *Findings of the Association for Computational Linguistics: EMNLP 2023*, Houda Bouamor, Juan Pino, and Kalika Bali (Eds.). Association for Computational Linguistics, Singapore, 10788–10845. doi:10.18653/v1/2023.findings-emnlp.723
- [110] Jay Zhangjie Wu, Yixiao Ge, Xintao Wang, Stan Weixian Lei, Yuchao Gu, Yufei Shi, Wynne Hsu, Ying Shan, Xiaohu Qie, and Mike Zheng Shou. 2023. Tune-A-Video: One-Shot Tuning of Image Diffusion Models for Text-to-Video Generation. In *Proceedings of the IEEE/CVF International Conference on Computer Vision* (ICCV). IEEE, Vancouver, Canada, 7623–7633. doi:10.1109/ICCV51070.2023.00701

- [111] Haijun Xia, Jennifer Jacobs, and Maneesh Agrawala. 2020. Crosscast: adding visuals to audio travel podcasts. In *Proceedings of the 33rd annual ACM symposium on user interface software and technology*. ACM, Online, 735–746. doi:10.1145/3379337.3415882
- [112] Junfei Xiao, Feng Cheng, Lu Qi, Liangke Gui, Jiepeng Cen, Zhibei Ma, Alan Yuille, and Lu Jiang. 2025. VideoAuteur: Towards Long Narrative Video Generation. doi:10.48550/arXiv.2501.06173
- [113] Yiyang Xu, Jinghao Zhang, Alireza Salemi, Xinting Hu, Wenjie Wang, Fuli Feng, Hamed Zamani, Xiangnan He, and Tat-Seng Chua. 2025. Personalized Generation In Large Model Era: A Survey. In *Proceedings of the 63rd Annual Meeting of the Association for Computational Linguistics (Volume 1: Long Papers)*, Wanxiang Che, Joyce Nabende, Ekaterina Shutova, and Mohammad Taher Pilehvar (Eds.). Association for Computational Linguistics, Vienna, Austria, 24607–24649. doi:10.18653/v1/2025.acl-long.1201
- [114] Zhenran Xu, Longyue Wang, Jifang Wang, Zhouyi Li, Senbao Shi, Xue Yang, Yiyu Wang, Baotian Hu, Jun Yu, and Min Zhang. 2025. FilmAgent: A Multi-Agent Framework for End-to-End Film Automation in Virtual 3D Spaces. doi:10.48550/arXiv.2501.12909
- [115] Zhuoyi Yang, Jiayan Teng, Wendi Zheng, Ming Ding, Shiyu Huang, Jiazheng Xu, Yuanming Yang, Wenyi Hong, Xiaohan Zhang, Guanyu Feng, et al. 2024. Cogvideox: Text-to-video diffusion models with an expert transformer. doi:10.48550/arXiv.2408.06072
- [116] Catherine Yeh, Gonzalo Ramos, Rachel Ng, Andy Huntington, and Richard Banks. 2024. Ghostwriter: Augmenting collaborative human-ai writing experiences through personalization and agency. doi:10.48550/arXiv.2402.08855
- [117] Tianwei Yin, Qiang Zhang, Richard Zhang, William T. Freeman, Fredo Durand, Eli Shechtman, and Xun Huang. 2025. From Slow Bidirectional to Fast Autoregressive Video Diffusion Models. In *Proceedings of the IEEE/CVF Conference on Computer Vision and Pattern Recognition (CVPR)*. IEEE, Nashville, TN, 22963–22974.
- [118] Tianwei Yin, Qiang Zhang, Richard Zhang, William T Freeman, Fredo Durand, Eli Shechtman, and Xun Huang. 2025. From Slow Bidirectional to Fast Autoregressive Video Diffusion Models. In *Proceedings of the Computer Vision and Pattern Recognition Conference*. IEEE/CVF, Nashville, TN, 1–17. doi:10.1109/CVPR52734.2025.02138
- [119] Ann Yuan, Andy Coenen, Emily Reif, and Daphne Ippolito. 2022. Wordcraft: story writing with large language models. In *27th International Conference on Intelligent User Interfaces*. ACM, Online, 841–852. doi:10.1145/3490099.3511105
- [120] Sojeong Yun, Yongjae Sohn, and Youn-kyung Lim. 2025. Exploring User Experiences with Generative AI-Reconstructed Daily Photos. In *Proceedings of the 2025 ACM Designing Interactive Systems Conference*. ACM, Madeira, Portugal, 1–21. doi:10.1145/3715336.3735826
- [121] Luming Zhang, Peiguang Jing, Yuting Su, Chao Zhang, and Ling Shaoz. 2016. SnapVideo: personalized video generation for a sightseeing trip. *IEEE transactions on cybernetics* 47, 11 (2016), 3866–3878. doi:10.1109/TCYB.2016.2585764
- [122] Yiwen Zhang, Jianing Hao, Zhan Wang, Hongling Sheng, and Wei Zeng. 2025. Facilitating Video Story Interaction with Multi-Agent Collaborative System. doi:10.48550/arXiv.2505.03807
- [123] Zheng Zhang, Jie Gao, Ranjodh Singh Dhaliwal, and Toby Jia-Jun Li. 2023. VISAR: A Human-AI Argumentative Writing Assistant with Visual Programming and Rapid Draft Prototyping. In *Proceedings of the 36th Annual ACM Symposium on User Interface Software and Technology* (San Francisco, CA, USA) (UIST '23). Association for Computing Machinery, New York, NY, USA, Article 5, 30 pages. doi:10.1145/3586183.3606800
- [124] Jiayi Zhou, Renzhong Li, Junxiu Tang, Tan Tang, Haotian Li, Weiwei Cui, and Yingcai Wu. 2024. Understanding nonlinear collaboration between human and AI agents: A co-design framework for creative design. In *Proceedings of the 2024 CHI conference on human factors in computing systems*. ACM, Honolulu, HI, 1–16. doi:10.1145/3613904.3642812
- [125] Wazeer Zulfikar, Treyden Chiaravalloti, Jocelyn Shen, Rosalind Picard, and Pattie Maes. 2025. Resonance: Drawing from Memories to Imagine Positive Futures through AI-Augmented Journaling. In *Proceedings of the Augmented Humans International Conference 2025 (AHs '25)*. Association for Computing Machinery, New York, NY, USA, 199–215. doi:10.1145/3745900.3746099

A Incorporating Narrative and Cinematic Principles into VIDMENTO

To inform our paradigm of generative expansion (Section 4) and the design of VIDMENTO (Section 5), we synthesized established narrative and cinematic principles from 9 filmmaking texts. These insights were then translated into system prompts, which are used as additional context when generating new content and script suggestions (Appendix B).

Title	Author(s)	Year
Film Directing Shot by Shot: Visualizing From Concept to Screen [42]	Steven D. Katz	1991
Story: Substance, Structure, Style, and the Principles of Screenwriting [57]	Robert McKee	1997
Save the Cat! The Last Book on Screenwriting That You’ll Ever Need [91]	Blake Snyder	2005
The Anatomy of Story: 22 Steps to Becoming a Master Storyteller [96]	John Truby	2007
Dialogue: The Art of Verbal Action for the Page, Stage, and Screen [58]	Robert McKee	2016
Grammar of the Edit: Fourth Edition [8]	Christopher J. Bowen	2018
Character: The Art of Role and Cast Design for Page, Stage, and Screen [59]	Robert McKee	2021
Action: The Art of Excitement for Screen, Page, and Game [60]	Robert McKee, Bassim El-Wakil	2022
The Anatomy of Genres: How Story Forms Explain the Way the World Works [97]	John Truby	2022

Table A1: Overview of the 9 books we read to learn more about storytelling and filmmaking.

Script suggestions are generated and categorized based on the following narrative categories:

Category	Description
Structure	Story chronology or organization
Plot	Story progression or narrative flow (e.g., conflicts, rising action, falling action, etc.)
Imagery	Visual details or descriptive elements
Character	Character development or motivations
Dialogue	Conversation or speech patterns
Pacing	Story timing, rhythm, or tempo
Emotion	Feelings, mood, or emotional impact
Setting	Story location, atmosphere, or environment
Theme	Underlying messages or meaning in the story
Other	Other aspects not covered by the listed categories

Table A2: Overview of the narrative categories we used for script suggestions.

## B VIDMENTO AI-Powered Features and Pipeline

In Table B1, we include an overview of all AI-powered features in our system. Figure B1 illustrates the prompting pipeline used to generate script suggestions in more detail (similar to Figure 8 from Section 5.4). Narrative and cinematic principles are derived from our book analysis (Appendix A), and included as prompts (see Supplementary Materials).

Feature	Inputs	Outputs
● <i>Generate shot description</i>	Shot (image/video), story context	Shot description
● <i>Generate scene description</i>	Shot descriptions in scene, story context	New scene title, description, color
● <i>Group all shots into scenes</i>	All shot ids + descriptions, story context	New scenes (title, description, color, shot ids)
● <i>Sequence all scenes</i>	All scene data (name, description), story context	Ordered scene data
● <i>Add contextual scene</i>	Previous scene title + description, next scene title + description, story context	New scene title, description, color
● <i>Create story variation</i>	All shot ids + descriptions, story context, user prompt	Ordered new scenes (title, description, color, shot ids)
● <i>Compare story variations</i>	Name, ordered scene data (description, script) for each variation	Compare data (summary + list of pros and cons for each variation)
● <i>Generate story suggestions</i>	All shot descriptions, all scene scripts + descriptions, story context, disliked suggestions, suggestion category	Suggestions with explanation + tips
● <i>Generate scene suggestions</i>	Shot descriptions + ids in scene, scene script + description, story context, disliked suggestions, suggestion category	Suggestions with explanation + tips + relevant shot ids
● <i>Sync notes to script</i>	Story context, scene ids + descriptions	Segmented data (mapping scenes to script segments)
● <i>Refine text</i>	Original text, user prompt	Three refined text options
● <i>Sequence visuals in scene</i>	Shot ids + descriptions in scene, scene description + script, story context	Ordered shot data (including new shot suggestions)
● ● <i>Add contextual shot</i>	Previous shot + description, next shot + description, scene script + description, story context, user prompt	Three shot variants with description + explanation
● ● <i>Generate image variations</i>	Base image + description, previous shot, next shot, $n$ (number of outputs), user prompt	$n$ image variants with description + explanation
● ● <i>Generate video variations</i>	Base image + description, annotated image, $n$ (number of outputs), user prompt	$n$ video variants
● <i>Generate narration</i>	Scene script	Generated narration
● ● <i>Generate music</i>	Scene script + description, duration, $n$ (number of outputs), user prompt	Generated music
● <i>Auto align visuals to script</i>	Scene script, shot ids + descriptions	Ordered list of script correspondences (shot-text mappings)
● <i>Compile scene video</i>	Scene data (ordered shots, narration, music, script correspondences)	Compiled scene video (with auto-timed shots based on correspondences)

**Table B1: Overview of our AI-powered system features. Inputs highlighted in gray are optional. Colored dots indicate the model used (● = multimodal LLM, ● = image, ● = video, ● = audio, ● = music).**

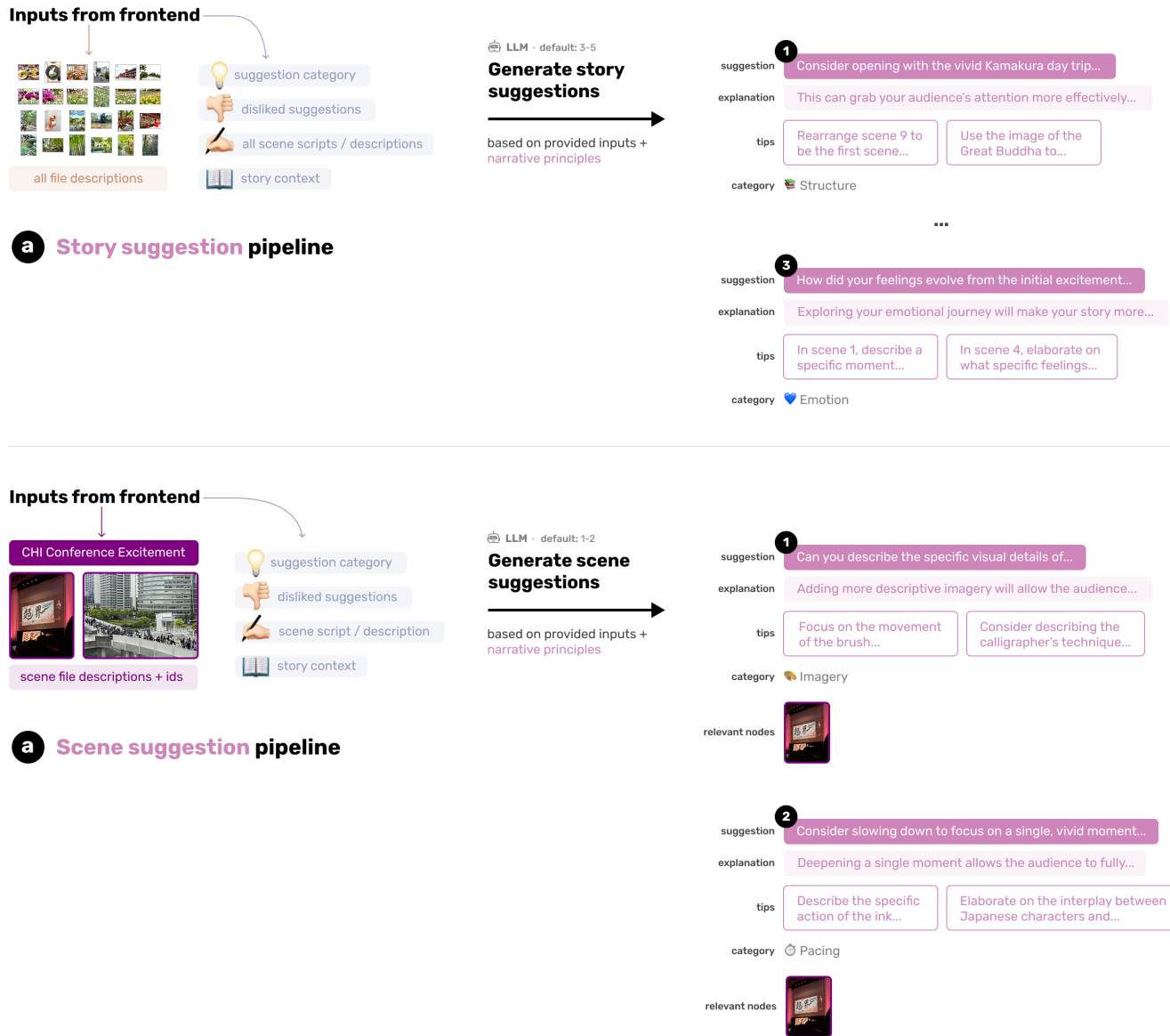
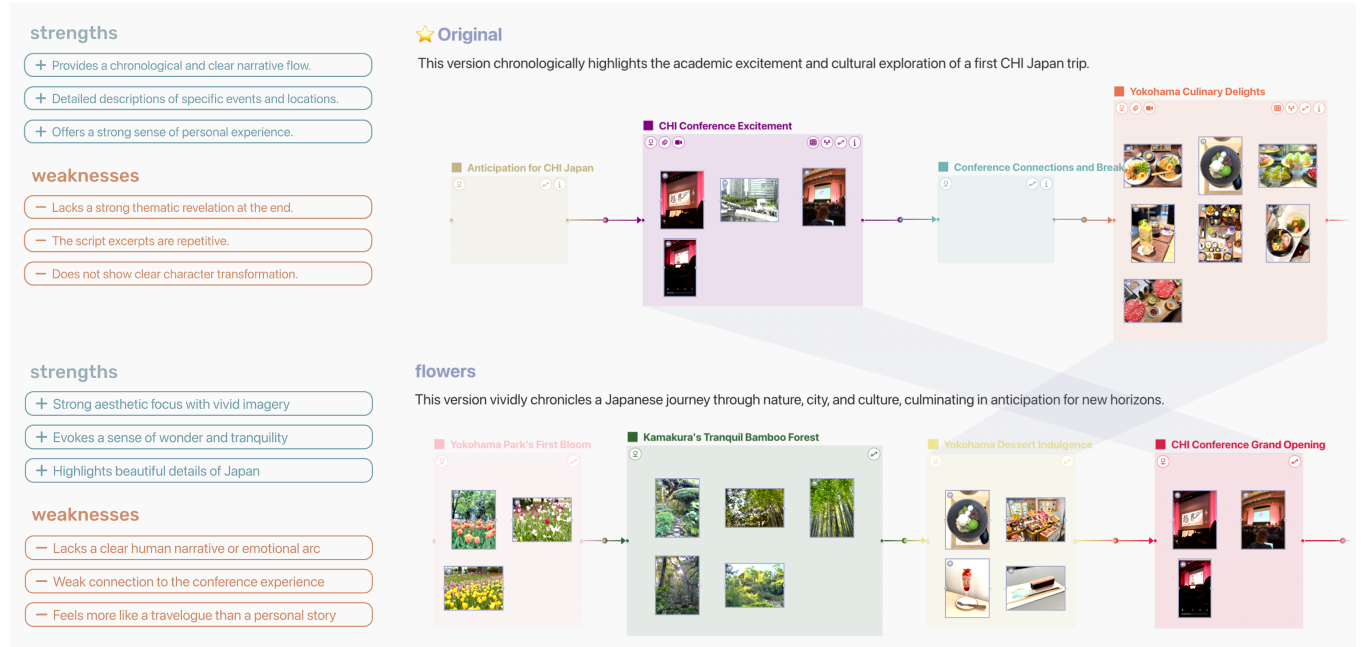


Figure B1: Prompting pipeline for generating story-level and scene-level script suggestions. (a) For story suggestions, we begin by passing in all the available file descriptions from the canvas, along with all scene scripts / descriptions, the overall story context, and the user's desired suggestion category and disliked suggestions (if available). Using this information (along with established narrative principles), we ask the LLM to generate 3-5 suggestions for enhancing the user's overall story. Each suggestion comes with an explanation of how it will make the script more compelling, along with 1-2 specific tips on how to address each suggestion. (b) For scene suggestions, we pass in similar inputs from the frontend, but focus on file descriptions and the script / description for the *current scene*. Similar to story suggestions, we use this information (along with our narrative principles) to generate 1-2 suggestions for enhancing the user's script for this scene. For script suggestions, each output also includes the relevant node IDs for highlighting connections between scene's visual and text components (see Section 5.1).



## C Additional Interface Screenshots

Figure C1 shows what VIDMENTO looks like when comparing story versions. This is not a major feature, but creators found it useful to visualize multiple versions at the same time and receive a personalized analysis of strengths and weaknesses (Section 7.2).



**Figure C1: Comparing story versions in compare mode.** For each variation, a brief summary is provided, along with a list of **strengths** and **weaknesses**. To facilitate comparison, scenes at the same position across story versions are aligned horizontally.

Figure C2 demonstrates how VIDMENTO can intelligently suggest new transition scenes between existing ones, contextualized to the user's video story.



**Figure C2: Adding a contextual scene by pressing the plus button on an edge between two existing scenes.**

Figure C3 illustrates our image editor and video generation panels, which contain structured prompt fields to customize and refine shots. In the video generation panel, creators also enjoyed using the spatial annotation feature to steer model generations.

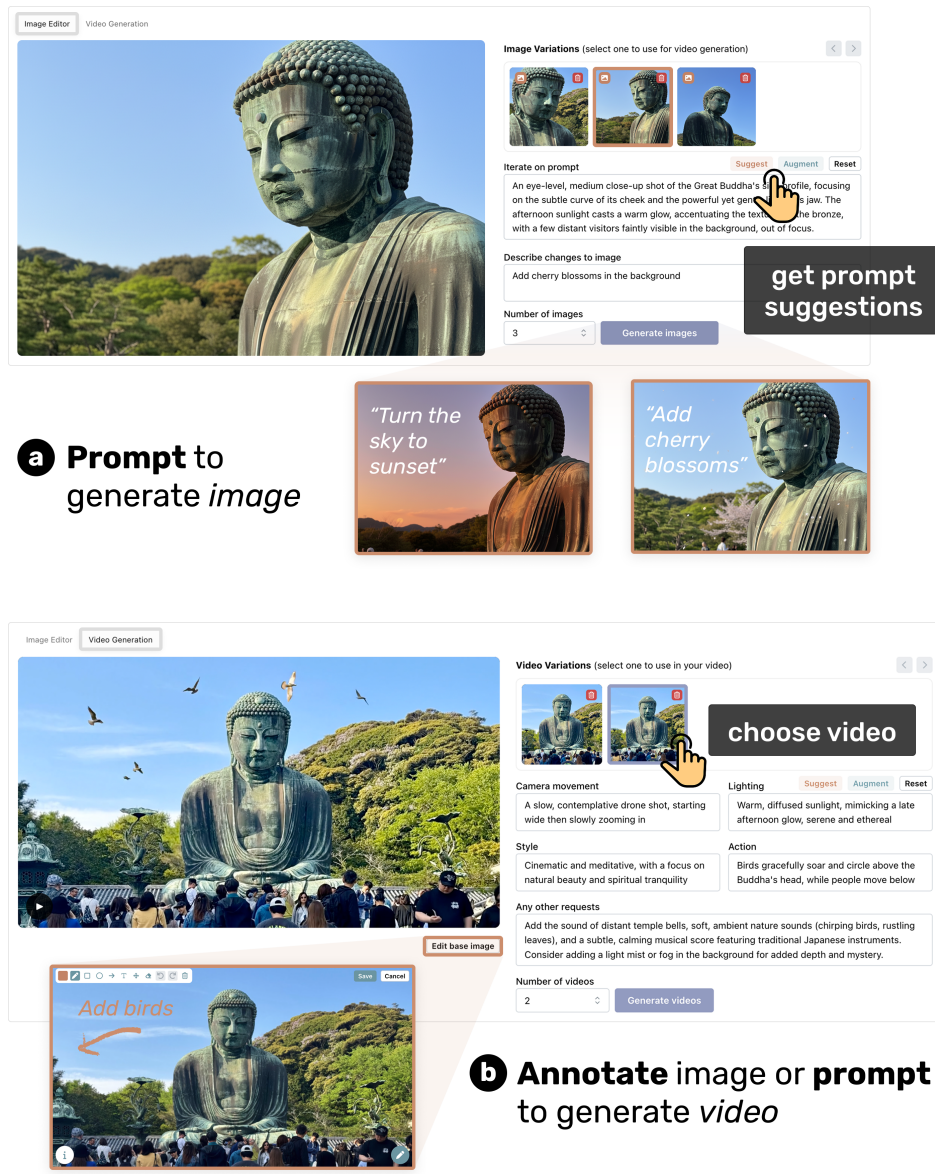


Figure C3: Creative controls for refining generative outputs. (a) Users can prompt to generate image variations in the *image editor panel*. Here, users can also ask the system for prompt suggestions. (b) Similarly, users can annotate images or write custom detailed prompts to bring them to life through generative video in the *video generation panel*. To choose which clip to use in their video story, the user can simply select a variation in the gallery.

## D Additional Examples of VIDMENTO in Action

Below, Figure D1 and Figure D2 show examples of how VIDMENTO helped our user study participants expand their video stories in creative, contextualized ways (Section 7).

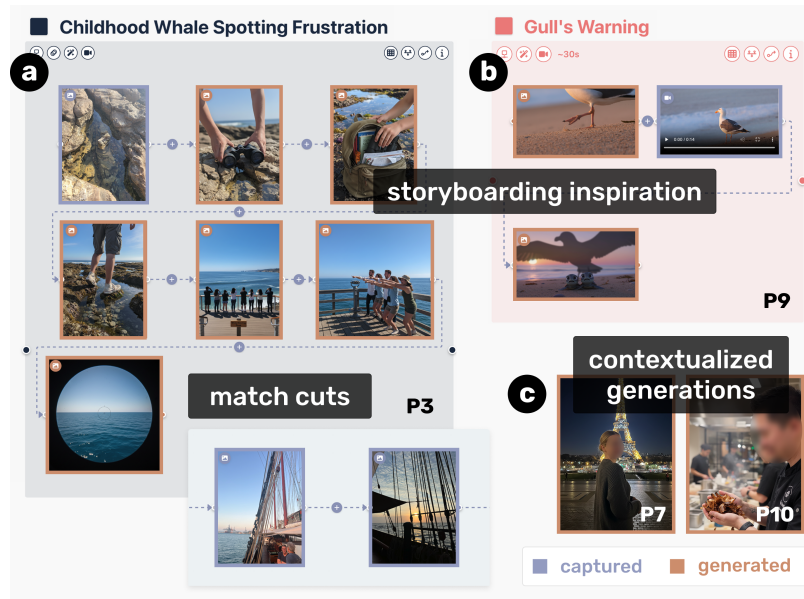


Figure D1: Examples of successful visual expansions. (a) P3 and (b) P9 used VIDMENTO to generate new storytelling inspiration and storyboard their ideas. (c) P7 and P10 leveraged contextualized generations to expand their stories.



Figure D2: Examples of bringing images to life with VIDMENTO. (a) P12 added new perspectives and objects to enhance his story, along with cinematic reframes of existing shots. (b) P9 leveraged his captured footage to imagine a fictional world inspired by the patronuses in *Harry Potter*.