

Hierarchy of discriminative power and complexity in learning quantum ensembles

Jian Yao,¹ Pengtao Li,² Xiaohui Chen,² and Quntao Zhuang^{1,3,*}

¹Ming Hsieh Department of Electrical and Computer Engineering,
University of Southern California, Los Angeles, California 90089, USA

²Department of Mathematics, University of Southern California, Los Angeles, California 90089, USA

³Department of Physics and Astronomy, University of Southern California, Los Angeles, California 90089, USA

Distance metrics are central to machine learning, yet distances between ensembles of quantum states remain poorly understood due to fundamental quantum measurement constraints. We introduce a hierarchy of integral probability metrics, termed MMD- k , which generalizes the maximum mean discrepancy to quantum ensembles and exhibit a strict trade-off between discriminative power and statistical efficiency as the moment order k increases. For pure-state ensembles of size N , estimating MMD- k using experimentally feasible SWAP-test-based estimators requires $\Theta(N^{2-2/k})$ samples for constant k , and $\Theta(N^3)$ samples to achieve full discriminative power at $k = N$. In contrast, the quantum Wasserstein distance attains full discriminative power with $\Theta(N^2 \log N)$ samples. These results provide principled guidance for the design of loss functions in quantum machine learning, which we illustrate in the training quantum denoising diffusion probabilistic models.

I. INTRODUCTION

Distance metrics are fundamental in modern statistics and machine learning. They shape how we define learning objectives, compare distributions, generalize models and reason about robustness. In particular, estimating the distance between two unknown data ensembles from finite samples is a key task in generative learning, where the cost functions must be evaluated without direct access to the underlying probability distributions. Widely used distances such as the Fisher information metric [1], maximum mean discrepancy (MMD) [2] and Wasserstein distance (i.e. earth mover's distance) [3] play a crucial role in enabling efficient learning.

Quantum machine learning leverages quantum computation not only to accelerate learning tasks with classical

data, but also to provide an effective way to learn quantum systems and dynamics where the data is inherently quantum. When classical data are embedded into quantum models, cost functions from classical machine learning can often be adopted directly. In contrast, when the data consists of an ensemble of quantum states, identifying suitable cost function becomes substantially more challenging, due to the intricacy of quantum physics.

Learning and characterizing an ensemble of quantum states arises in a variety of settings. For instance, notions of quantum-state complexity are defined in terms of Haar-random ensembles and their approximations (t-designs) [4]. The expressive power of quantum models for generating such ensembles has been systematically studied using frame potentials and moment operators [5]. More recently, generative learning of general quantum states ensembles has been explored in applications ranging from device characterization to the study of many-body physics [6, 7], where cost functions based on the quantum Wasserstein distance and fidelity-based MMD distance have been proposed.

Despite this progress, the discriminative power and sample complexity of distance metrics between quantum state ensembles remain poorly understood. While distance measures between individual quantum states are well established, extending these notions to ensembles introduces new challenges: ensemble descriptions must be invariant under relabeling, and distances must be estimated from finite copies of quantum states subject to measurement uncertainty. Understanding how these constraints fundamentally limit what ensemble properties a distance can detect, and how efficiently such distances can be learned from data, is the central focus of this work.

A. Our contributions

In this work, we establish a hierarchy of (pseudo) distance metrics for comparing ensembles of quantum states, formalizing a fundamental tradeoff between discrimina-

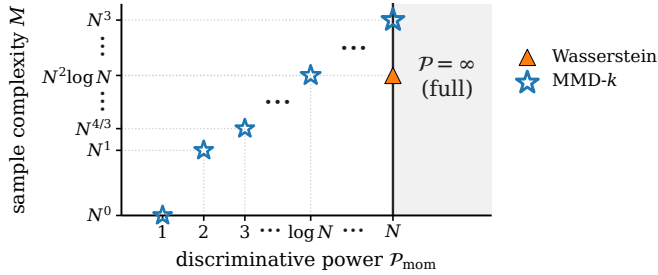


FIG. 1: Conceptual plot of the relationship between sample complexity scaling and moment-based discriminative power. As shown by points of MMD- k (blue star), the scaling of sample complexity is faster with higher discriminative power. For MMD- k , to reach the full discriminative power, the sample complexity needed is N^3 , while Wasserstein (orange triangle) needs $N^2 \log N$. This hierarchy formalizes a fundamental tradeoff between what properties of a quantum ensemble can be detected and how efficiently they can be learned from measurements.

* qzhuang@usc.edu

tive power and statistical sample complexity (see Fig. 1). We focus on integral probability metrics (IPM) and investigate how their ability to distinguish ensembles is constrained by the number of samples required for estimation. To enable applications in quantum generative learning, we also propose an experimentally feasible scheme based on SWAP test [8, 9] for estimating these distances.

We introduce a family of (pseudo) distances, termed MMD- k , which generalize the classical MMD distance. While the $k = 1$ case has previously been used in quantum generative models [6], we show that the discriminative power of MMD- k strictly increases with the moment order k and saturates at $k \sim N$, with N being the number of states in each ensemble. The increased discriminative power comes at a necessary statistical cost: estimating MMD- k with constant k to a fixed additive error using our SWAP-test-based protocol requires a number of samples that grows as $\sim N^{2-2/k}$ (see Eq. (10)). At saturation of $k = N$ with full discriminative power, the required number of samples scales as $\sim N^3$. As a comparison, the quantum Wasserstein distance has full discriminative power and requires the number of samples $\sim N^2 \log N$, slightly lower than that of the MMD- k . Our theoretical predictions are confirmed with numerical simulation of the quantum measurement protocol.

Beyond theory, our results provide a principled guideline for designing loss functions in quantum machine learning: one should use the lowest-order MMD- k that can discriminate the target ensemble, thereby balancing discriminative power against statistical efficiency. We demonstrate the practical relevance of this principle by training quantum denoising diffusion probabilistic model (QuDDPM) [6], where higher-order MMD- k succeed in regimes where lower-order ones fail.

The trade-off hierarchy between the discriminative power and learning sample complexity originates from the measurement uncertainty of quantum physics. More broadly, our work suggests that hierarchies of loss functions may be unavoidable in learning settings where only partial or noisy access to data is available.

B. Related works

Classical-quantum state approach. In the quantum setting, distance metrics between individual quantum states are well established, including the quantum trace distance and Bures metrics (fidelity). In contrast, distance metrics between ensembles of quantum states have been studied far less, partly due to the perception that an ensemble can always be represented by a single quantum state. This is indeed true for *unlabeled* quantum states, where a single mixed state fully characterizes all observable properties of the ensemble.

For a set of labeled data, $\{(p_x, \rho_x)\}$, one may naively represent it by a classical-quantum (CQ) state, $\sigma_{\text{CQ}} = \sum p_x |x\rangle\langle x| \otimes \rho_x$, via appending a set of orthonormal label states $|x\rangle$. Such an approach is standard in quantum

communication, where labels corresponds to classical messages and the encoding ensemble is uniquely specified by the CQ state. In this context, distance metrics between single quantum states—including quantum adaptation of MMD distance [10] and Wasserstein distance [11–14]—can be directly applied to CQ states to compare ensembles.

However, for general quantum state ensembles such as Haar-random ensembles, the CQ-state description fails to capture the intrinsic ensemble structure. In these cases, the labels serve merely as arbitrary indices. As a result, different labelings lead to different CQ states even though the underlying ensemble remains unchanged, rendering distances defined on CQ states unsuitable for comparing ensembles in a label-invariant manner.

QuDDPM. [6] proposes the QuDDPM for the generative learning of an ensemble of quantum states. MMD-1 distance and Wasserstein distances are used to train the QuDDPM and convergence is demonstrated in numerical examples. QuDDPM has the advantage over previous models such as quantum generative adversarial networks (QuGANs) [15] in the training, thanks to a divide-and-conquer strategy in the quantum circuit architecture. However, the discriminative power and sample complexity of the proposed distance metrics are not analyzed.

Wasserstein distance for ensembles. [7] studies the generative learning of an ensemble of quantum states using Wasserstein distance. In particular, Wasserstein distances between ensembles of pure states have been identified based on both trace distance and a local version of the fidelity. Utilizing the proposed distance metrics, they train an implicit generative model $|\phi(\mathbf{z})\rangle = U(\mathbf{z}, \boldsymbol{\theta})|0\rangle^{\otimes n}$ that generates the ensemble of quantum states via varying the latent variables \mathbf{z} . Numerical studies on the convergence of the approximate error in the training. Nevertheless, the sample complexity of estimating the Wasserstein distance [Eq. (1)] is not explored.

II. PRELIMINARY: QUANTUM ENSEMBLES AND DISTANCE METRICS

A. Quantum states

We first introduce the basics of quantum physics necessary for the discussion. A pure quantum state of n qubits can be described by a vector $|\phi\rangle$ in the 2^n -dimensional complex Hilbert space \mathcal{H} . The basis of the Hilbert space can be formed by a tensor product of single qubit states $\otimes_{k=1}^n |s_k\rangle$, where $s_k = 0, 1$ corresponds to the $|0\rangle$ and $|1\rangle$ state of the k -th qubit. We denote the complex conjugate of vector as $\langle\phi| = (|\phi\rangle)^\dagger$ and the inner product between two vectors $|\phi\rangle, |\psi\rangle$ as $\langle\phi|\psi\rangle$. A pure state is normalized, $\langle\phi|\phi\rangle = 1$. Closeness between two quantum states can be captured by fidelity $F(|\phi\rangle, |\psi\rangle) = |\langle\phi|\psi\rangle|^2 \in [0, 1]$.

To describe noise in quantum states, we introduce the positive semi-definite density operator, $\rho \in \mathcal{B}(\mathcal{H})$, where $\mathcal{B}(\mathcal{H})$ is the set of linear operators on a finite Hilbert

space \mathcal{H} . Normalization of probability requires $\text{Tr}(\rho) = 1$. Generally, the purity $\text{Tr}(\rho^2) \in [1/2^n, 1]$; $\text{Tr}(\rho^2) = 1$ if and only if $\rho = |\phi\rangle\langle\phi|$ is a pure state. A nice property of density operator is that $\sum_x p_x \rho_x$ directly represents the probability mixture of mixed states ρ_x according to the probability p_x .

B. Quantum Ensembles

The focus of the study is on ensembles of quantum states, which we define below.

Definition II.1 (Ensemble of quantum states). A quantum ensemble \mathcal{E} is a set of N pairs $\{(p_x, \rho_x)\}_{x=1}^N$ of probabilities p_x and distinct density operators $\rho_x \in \mathcal{B}(\mathcal{H})$. Each index $[x]$ is assigned to a state. When we sample a state from \mathcal{E} , we obtain a physical copy of state ρ_x and the corresponding index x with probability p_x .

In Definition II.1, by sampling from \mathcal{E} to obtain ρ_x , the state is stored in a quantum memory as a physical copy—the classical description of ρ_x is unknown. To extract information from the sample ρ_x , measurements or other quantum operations are performed. The problem becomes interesting as quantum measurements are destructive and unknown quantum states can not be cloned perfectly.

C. Distinguishing Two Ensembles

Definition II.2 (Equivalence of ensembles). Given two ensembles $\mathcal{E}_1 = \{(p_i, |\psi_i\rangle)\}$ and $\mathcal{E}_2 = \{(q_j, |\phi_j\rangle)\}$, $\mathcal{E}_1 = \mathcal{E}_2$ if and only if $p_i = q_j, |\psi_i\rangle = |\phi_j\rangle$ for some map $[i] \rightarrow [j]$, otherwise we say $\mathcal{E}_1 \neq \mathcal{E}_2$.

As a result, any distance between ensembles must be invariant under permutations of ensemble elements, a property not satisfied by distances defined on CQ states discussed in the introduction. Indeed, Definition II.2 avoids the shortcoming of the CQ state approach, and is applicable to describe quantum state ensemble such as the Haar random ensemble and t-design ensemble [4].

To quantify the distance between two ensembles, we need to introduce a distance metric. For example, one can adopt the Wasserstein distance [3, 16, 17]; let p and q be histograms representing \mathcal{E}_1 and \mathcal{E}_2 and assume they have N_1 and N_2 states respectively, define the cost matrix C by $C_{ij} = 1 - |\langle\psi_i|\phi_j\rangle|^2$, we have the Wasserstein distance

$$\begin{aligned} W(\mathcal{E}_1, \mathcal{E}_2) &= \min_P \langle P, C \rangle \\ \text{s.t.} \quad &P \mathbf{1}_{N_1} = p, \\ &P^\top \mathbf{1}_{N_2} = q, \\ &P \geq 0. \end{aligned} \quad (1)$$

We say Wasserstein distance has full discriminative power as a distance metric of two ensembles, since $W(\mathcal{E}_1, \mathcal{E}_2) = 0$ if and only if $\mathcal{E}_1 = \mathcal{E}_2$. However, not all pseudo distance

metrics have the full discriminative power. Consider the maximum mean discrepancy (MMD) [2] used in [6], which is defined as

$$\mathcal{D}_{\text{MMD}}(\mathcal{E}_1, \mathcal{E}_2) = \bar{F}(\mathcal{E}_1, \mathcal{E}_1) + \bar{F}(\mathcal{E}_2, \mathcal{E}_2) - 2\bar{F}(\mathcal{E}_1, \mathcal{E}_2), \quad (2)$$

where $\bar{F}(\mathcal{E}_a, \mathcal{E}_b) = \mathbb{E}_{|\psi\rangle \sim \mathcal{E}_a, |\phi\rangle \sim \mathcal{E}_b} [|\langle\psi|\phi\rangle|^2]$. It turns out that $\mathcal{D}_{\text{MMD}}(\mathcal{E}_1, \mathcal{E}_2) = 0$ as long as \mathcal{E}_1 and \mathcal{E}_2 have the same average state, $\sum p_i |\psi_i\rangle\langle\psi_i| = \sum q_j |\phi_j\rangle\langle\phi_j|$.

It is obvious that the above MMD has less discriminative power than Wasserstein distance. We now give a definition of the discriminative power.

Definition II.3 (Discriminative power). Given a distance metric \mathcal{D} and a pair of ensembles $(\mathcal{E}_1, \mathcal{E}_2)$, we say \mathcal{D} can *discriminate* $(\mathcal{E}_1, \mathcal{E}_2)$ if $\mathcal{D}(\mathcal{E}_1, \mathcal{E}_2) \neq 0$ when $\mathcal{E}_1 \neq \mathcal{E}_2$. For two distance metrics \mathcal{D}_1 and \mathcal{D}_2 , denote the set of pairs of ensembles that can be discriminated by \mathcal{D}_1 (\mathcal{D}_2) as \mathcal{C}_1 (\mathcal{C}_2), we say \mathcal{D}_1 has more (or no less) discriminative power than \mathcal{D}_2 if $\mathcal{C}_2 \subset \mathcal{C}_1$ (or $\mathcal{C}_2 \subseteq \mathcal{C}_1$); if $\mathcal{D}(\mathcal{E}_1, \mathcal{E}_2) = 0 \iff \mathcal{E}_1 = \mathcal{E}_2$, we say \mathcal{D} has the full discriminative power.

Notice that for two arbitrary pseudo distance metrics \mathcal{D}_1 and \mathcal{D}_2 , there may exists $(\mathcal{E}_1, \mathcal{E}_2)$ and $(\mathcal{E}'_1, \mathcal{E}'_2)$, such that \mathcal{D}_1 can *discriminate* $(\mathcal{E}_1, \mathcal{E}_2)$, but can not *discriminate* $(\mathcal{E}'_1, \mathcal{E}'_2)$; and \mathcal{D}_2 can not *discriminate* $(\mathcal{E}_1, \mathcal{E}_2)$, but can *discriminate* $(\mathcal{E}'_1, \mathcal{E}'_2)$. In this case, we can not compare their discriminative power. In this paper, we use $\mathcal{P}(\mathcal{D})$ to represent the discriminative power of \mathcal{D} , and $\mathcal{P}(\mathcal{D}) = \infty$ if \mathcal{D} has the discriminative power. Generally, unless $\mathcal{P}(\mathcal{D}) = \infty$, we can not assign an absolute value to $\mathcal{P}(\mathcal{D})$. Here we define a special kind of discriminative power based on moments.

Definition II.4 (Discriminative power based on moments). Suppose a metric \mathcal{D} can discriminate all pairs of ensembles $(\mathcal{E}_1, \mathcal{E}_2)$ with $\mathbb{E}_{\rho \sim \mathcal{E}_1} [\rho^{\otimes k}] \neq \mathbb{E}_{\sigma \sim \mathcal{E}_2} [\sigma^{\otimes k}]$, but can not discriminate any pair with $\mathbb{E}_{\rho \sim \mathcal{E}_1} [\rho^{\otimes k}] = \mathbb{E}_{\sigma \sim \mathcal{E}_2} [\sigma^{\otimes k}]$, we say the discriminative power based on moments of \mathcal{D} is k , denoted by $\mathcal{P}_{\text{mom}}(\mathcal{D}) = k$.

Intuitively, $\mathcal{P}_{\text{mom}}(\mathcal{D}) = k$ means that the distance \mathcal{D} can detect discrepancies between two ensembles only through differences in their k -th ensemble moments, while all lower-order moments coincide.

III. MMD- k : DISTANCE METRICS WITH A HIERARCHY OF DISCRIMINATIVE POWER

In this section, we give the definition of a family of pseudo distance metrics MMD- k and its properties (with proofs in Appendix B 1).

Definition III.1 (MMD- k pseudo distance metrics). The MMD- k of two quantum ensembles \mathcal{E}_1 and \mathcal{E}_2 is

$$\mathcal{D}^{(k)}(\mathcal{E}_1, \mathcal{E}_2) = \bar{F}^{(k)}(\mathcal{E}_1, \mathcal{E}_1) + \bar{F}^{(k)}(\mathcal{E}_2, \mathcal{E}_2) - 2\bar{F}^{(k)}(\mathcal{E}_1, \mathcal{E}_2), \quad (3)$$

where $\bar{F}^{(k)}(\mathcal{E}_a, \mathcal{E}_b) = \mathbb{E}_{|\psi\rangle \sim \mathcal{E}_a, |\phi\rangle \sim \mathcal{E}_b} [|\langle\psi|\phi\rangle|^{2k}]$ with a tunable parameter k .

It is clear that the MMD used in [6] is MMD-1. And by Definition III.1, we have

Proposition III.2.

$$\mathcal{D}^{(k)}(\mathcal{E}_1, \mathcal{E}_2) = \text{Tr}[(\mathbb{E}_{\rho \sim \mathcal{E}_1}[\rho^{\otimes k}] - \mathbb{E}_{\sigma \sim \mathcal{E}_2}[\sigma^{\otimes k}])^2], \quad (4)$$

where $\mathbb{E}_{\rho \sim \mathcal{E}_1}[\rho^{\otimes k}]$ and $\mathbb{E}_{\sigma \sim \mathcal{E}_2}[\sigma^{\otimes k}]$ are the k -th moment operator of two ensembles, that is, the average of the k -th fold of the density operators.

Proposition III.2 indicates that the MMD- k distance can be interpreted as the Hilbert-Schmidt distance between the two moment operators of the ensembles. Related to our definition of MMD- k , the k -th-order frame potential [5] widely adopted in characterizing an ensemble of random quantum states is the trace of the moment operator.

Theorem III.3 (The hierarchy of discriminative power of MMD- k). $D^{(k)}(\mathcal{E}_1, \mathcal{E}_2) = 0$ if and only if $\mathbb{E}_{\rho \sim \mathcal{E}_1}[\rho^{\otimes k}] = \mathbb{E}_{\sigma \sim \mathcal{E}_2}[\sigma^{\otimes k}]$; if $D^{(k)}(\mathcal{E}_1, \mathcal{E}_2) = 0$, $D^{(k')}(\mathcal{E}_1, \mathcal{E}_2) = 0$ and $\mathbb{E}_{\rho \sim \mathcal{E}_1}[\rho^{\otimes k'}] = \mathbb{E}_{\sigma \sim \mathcal{E}_2}[\sigma^{\otimes k'}]$ for $k \geq k'$. Then $\mathcal{P}(\mathcal{D}^{(k)}) \geq \mathcal{P}(\mathcal{D}^{(k')})$ for $k \geq k'$.

Theorem III.3 shows that $\mathcal{P}(\mathcal{D}^{(k)})$ increases as k increases, and we care about the threshold of k that gives the full discriminative power.

Theorem III.4 (The threshold for MMD- k to reach full discriminative power). Suppose the ensembles we care about each have at most N states with finite dimension $d \geq 2$, then $\mathcal{P}(\mathcal{D}^{(k)}) = \infty$ when $k \geq N$. Using the notations we defined, $\mathcal{P}_{mom}(\mathcal{D}^{(k)}) \geq N \implies \mathcal{P}(\mathcal{D}^{(k)}) = \infty$.

It is worthy of mentioning that in classical statistics, an ensemble of N elements with equal probability also requires up to the N -th moment to fully specify. However, in the quantum case, knowing the k -th moment operator automatically gives all lower order moment operators by tracing out, while this is not the case for the classical case.

In later sections, we will show there is also a hierarchy of sample complexity for MMD- k .

IV. SAMPLING SETUP

In this section, we present the specific process to estimate the values of distance metrics. While in the classical setting the evaluation of distance can be entirely completed by classical computation, in the quantum setting, quantum measurements are necessary to estimate such distance metrics. Moreover, due to the random and destructive nature of quantum measurements, multiple copies of quantum samples are generally needed, even just to estimate property of a single quantum state $|\phi\rangle$. For example, it is well known that to obtain the full classical description of a n -qubit quantum state, i.e. quantum state tomography, an exponential $\mathcal{O}(2^n)$ number of copies of the quantum state are needed.

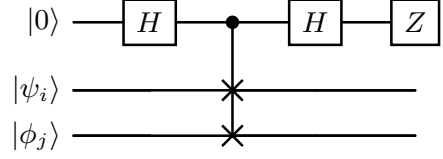


FIG. 2: The circuit of SWAP test. H is the Hadamard gate, Z represents Pauli-Z measurements in the computation basis, the connected dot and crosses represent a controlled-NOT gate, with the dot indicating the control qubit. See Appendix A for the definition of the above gates.

In this work, we focus on the direct estimation of the distance metrics between ensembles, without necessarily needing the full quantum state tomography. We adopt the standard approach of SWAP test, as we explain below.

Given two quantum ensembles \mathcal{E}_1 and \mathcal{E}_2 with N states each, suppose each time we can randomly obtain one state $|\psi_i\rangle \sim \mathcal{E}_1$ and the other state $|\phi_j\rangle \sim \mathcal{E}_2$, while knowing the index i and j (we use ℓ to denote (i, j) to lighten the notation). To access the information of their fidelity $X_\ell = |\langle \psi_i | \phi_j \rangle|^2$, we can use SWAP test (see Fig. 2). The probability of obtaining 0 in the Pauli-Z measurement on the ancilla qubit of the output state is

$$\Pr[\text{ancilla qubit in } |0\rangle] = \frac{1}{2}(1 + |\langle \psi_i | \phi_j \rangle|^2) = \frac{1}{2}(1 + X_\ell). \quad (5)$$

We denote the SWAP-test outcome by a Bernoulli random variable $Y_\ell \in \{0, 1\}$, where $Y_\ell = 1$ if the ancilla is measured in $|0\rangle$ and $Y_\ell = 0$ otherwise. Define $R_\ell := 2Y_\ell - 1 \in \{-1, +1\}$, so that $R_\ell = +1$ when obtaining 0 and $R_\ell = -1$ when obtaining 1 on the ancilla qubit. Then $\mathbb{E}[R_\ell | \ell] = |\langle \psi_i | \phi_j \rangle|^2 = X_\ell$. We write the data (R_ℓ, ℓ) as one sample, and the two states collapse after SWAP test.

Suppose we repeat the sampling process M times and then we have M samples $\{(R_{\ell_t}, \ell_t)_{t=1}^M\}$, which can be used to estimate some distance metrics of the two ensembles. However, due to the destructive and probabilistic nature of quantum measurements, we need a certain number of samples s on the same label ℓ to estimate the value of X_ℓ accurately. However, for each sample, we can not deterministically control which label to be sampled, so the total number of samples to reach s on the same label is roughly $N^2 s$, which is expensive since N is usually very large. For example, to estimate Wasserstein distance, we need to estimate X_ℓ for every $\ell \in \{1, \dots, N^2\}$ accurately, so the number of samples needed is very large. However, for MMD-1, since we have

$$\bar{F}^{(1)}(\mathcal{E}_a, \mathcal{E}_b) = \mathbb{E}_\ell[X_\ell] = \mathbb{E}_\ell[\mathbb{E}[R_{\ell_t} | \ell_t = \ell]] = \mathbb{E}_{\ell_t}[R_{\ell_t}], \quad (6)$$

where $\mathbb{E}[R_{\ell_t} | \ell_t = \ell]$ is the expectation of R_{ℓ_t} only with $\ell_t = \ell$, gives X_ℓ , and $\mathbb{E}_{\ell_t}[R_{\ell_t}]$ is the expectation over all R_{ℓ_t} obtained. Eq. (6) means that we can ignore the information of labels when estimating MMD-1, avoiding the overhead of sampling. As discussed in Section II,

Wasserstein has the full discriminative power and MMD-1 only has $\mathcal{P}_M(\mathcal{D}^{(1)}) = 1$. Hence, there may exist a tradeoff between discriminative power and sample complexity for distance metrics, which will be discussed in later sections.

V. SAMPLE COMPLEXITY OF ESTIMATING DISTANCE METRICS

We define sample complexity based on SWAP test as follows.

Definition V.1 (Sample complexity). Given a distance metric \mathcal{D} and two quantum ensembles \mathcal{E}_1 and \mathcal{E}_2 each consisting of N states, suppose that we can randomly assess two states from the two ensembles (either from the same or the different ensembles) and conduct a SWAP test on the two states, obtaining one sample (R_ℓ, ℓ) , where ℓ is the label representing (i, j) , the indices of two states. Then the sample complexity $M(N, \epsilon, \delta)$ is the number of samples needed to estimate $\mathcal{D}(\mathcal{E}_1, \mathcal{E}_2)$ for some estimator using $\{(R_{\ell_t}, \ell_t)_{t=1}^M\}$, up to an additive error ϵ and failure probability δ .

Notice that by Definition V.1, we should refer to the specific estimator used when we talk about sample complexity of estimating the value of a distance metric. For the simplicity of demonstration, we only consider uniform pure ensembles in this section, while the extension to general nonuniform pure ensembles can be found in Appendix E.

A. Estimating process and sample complexity of Wasserstein distance

Here, we examine the sample complexity of Wasserstein distance. To estimate the Wasserstein distance $W(\mathcal{E}_1, \mathcal{E}_2)$ of two ensembles \mathcal{E}_1 and \mathcal{E}_2 , we conduct experiment to obtain M samples $\{(R_{\ell_t}, \ell_t)_{t=1}^M\}$. Suppose M is large enough so that every label has samples. Then we can estimate the fidelity of all pairs of states using $\bar{X}_\ell = \sum_{\ell_t=\ell} R_{\ell_t}$ and then obtain the estimated cost matrix \hat{C} , which works as input parameter in the optimization problem Eq. (1) to obtain the estimated value of Wasserstein distance \hat{W} .

Theorem V.2 (Sample complexity of Wasserstein distance). *The sample complexity to estimate the Wasserstein distance between two N -state uniform pure quantum ensembles, using the above estimation process is*

$$M = \mathcal{O}\left(\frac{N^2}{\epsilon^2} \log \frac{N^2}{\delta}\right), \quad (7)$$

where ϵ is the additive error between estimated value and true value and δ is the failure probability.

The proof is in Appendix B 2. An implicit lower bound of M is the number of samples needed to make all labels ℓ have at least one sample to give an estimated value of X_ℓ ,

given by $M = \Omega(N^2 \log N)$ (see Appendix G 4). Then we have $M = \Theta(N^2 \log N)$.

B. Estimating process and sample complexity of MMD- k

To give an estimated value $\widehat{\mathcal{D}^{(k)}}(\mathcal{E}_1, \mathcal{E}_2)$ of $\mathcal{D}^{(k)}(\mathcal{E}_1, \mathcal{E}_2)$, the key is to obtain $\widehat{F^{(k)}}(\mathcal{E}_a, \mathcal{E}_b)$ for $(a, b) = (1, 1), (1, 2), (2, 2)$. Suppose for each (a, b) we have $M/3$ samples. To estimate $\bar{F}^{(k)} = \mathbb{E}[X_\ell^k]$, we first utilize the kernel from Unbiased-statistics (U-stat) [18] to estimate X_ℓ^k :

$$Z_\ell = \frac{1}{\binom{T_\ell}{k}} \sum_{1 \leq r_1 < r_2 < \dots < r_k \leq T_\ell} \prod_{s=1}^k R_{\ell(r_s)}, \quad (8)$$

where T_ℓ denotes the number of samples on the same label ℓ , and $\ell(r_s)$ is rewritten from ℓ_t to index the data of the same label. Notice that Eq.(8) can be calculated only for $T_\ell \geq k$. We have $\mathbb{E}[Z_\ell] = X_\ell^k$, the estimator for $\bar{F}^{(k)}$ we use is:

$$\widehat{\bar{F}^{(k)}} = \frac{1}{m} \sum_{\ell: T_\ell \geq k} Z_\ell, \quad (9)$$

where $m = \sum_{\ell=1}^{N^2} \mathbf{1}\{T_\ell \geq k\}$, representing the number of labels with no less than k samples. Below, we analyze the sample complexity and optimality of the above estimator.

We begin with the sample complexity to estimate MMD- k (with proof in Appendix B 3). For simplicity, we focus on the common case of large ensembles $N^2 \geq \frac{k!}{\epsilon^2} \log \frac{1}{\delta}$, while the general case can be found in Theorem B.7.

Theorem V.3 (Sample complexity of MMD- k with fixed k). *For two N -state uniform pure quantum ensembles, with k fixed, the sample complexity to estimate MMD- k between the two ensembles using the U-stat estimator Eq. (9) is:*

$$M = \mathcal{O}\left(\left(\frac{k!}{\epsilon^2} \log \frac{1}{\delta}\right)^{\frac{1}{k}} N^{2-\frac{2}{k}}\right). \quad (10)$$

Theorem V.3 gives the upper bound of sample complexity to estimate MMD- k . Importantly, this scaling is information-theoretically optimal, as shown by the matching lower bound below (with proof in Appendix B 4).

Theorem V.4 (Sample complexity of MMD- k , lower bound). *There exist two N -state uniform pure quantum ensembles \mathcal{E}_1 and \mathcal{E}_2 , such that the sample complexity to estimate MMD- k between the two ensembles using **any estimator** is lower bounded by:*

$$M = \Omega\left(\left(\frac{k!}{\epsilon^2} \log \frac{1}{\delta}\right)^{\frac{1}{k}} N^{2-\frac{2}{k}}\right), \quad (11)$$

where ϵ is the additive error between estimated value and true value and δ is the failure probability.

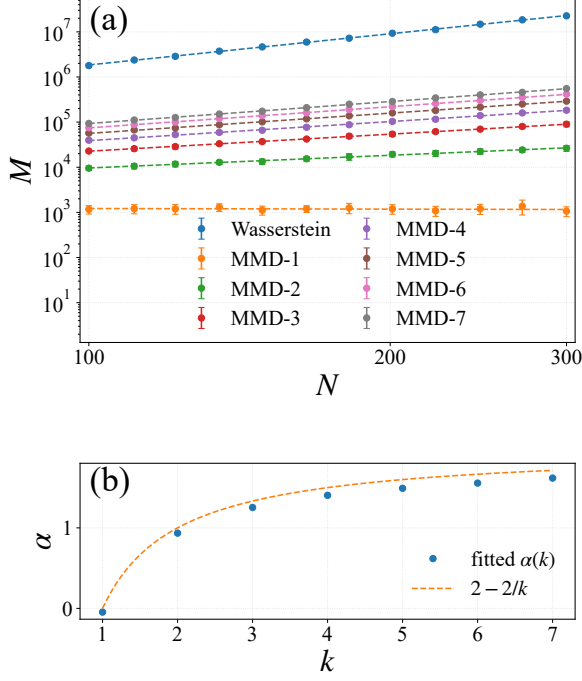


FIG. 3: Numerical simulation of sample complexity. (a) Number of samples needed to estimate MMD- k and Wasserstein as N increases. Both axes are in logarithmic scale. (b) Scaling coefficient of MMD- k with different values of k . The corresponding slope for Wasserstein is $2.29 > 2$ due to finite-size effects from the extra $\log(N)$ in Eq. (7).

Combining Theorem V.3 and Theorem V.4, we conclude that to guarantee the estimation of MMD- k , the optimal scaling for sample complexity M with N is that $M \sim N^{2-\frac{2}{k}}$, and it can be achieved by the U-stat estimator Eq. (9) we introduce.

As shown in Theorem III.4, sometimes we consider the case when k also scales with N , such as $k \sim N$ (with proof in Appendix B 5).

Theorem V.5 (Sample Complexity of MMD- k with $k \sim N$). *When k has the scaling as $k \sim N$. Consider two N -state uniform pure quantum ensembles, the sample complexity to estimate MMD- k between them using the U-stat estimator Eq. (9) has the scaling*

$$M = \Theta(N^2 k). \quad (12)$$

Theorem V.5 shows that when MMD- k achieves the full discriminative power (given by Theorem III.4), the sample complexity scales as $M \sim N^3$, which is faster than the scaling $M \sim N^2 \log N$ that Wasserstein needs. It is reasonable since MMD- k and Wasserstein process the same data $\{(R_{\ell_t}, \ell_t)_{t=1}^M\}$ differently and reveal different aspects of the information in data. We summarize the relationship between sample complexity and discriminative power for MMD- k and Wasserstein in Fig. 1.

VI. NUMERICAL SIMULATIONS AND APPLICATIONS

A. Numerical simulations of sample complexity

To verify the theoretical results in Section V, we conduct numerical simulations to verify the scaling of the number of samples $M(N, \epsilon, \delta)$ needed to estimate Wasserstein distance and MMD- k . We care about how M scales with N . Suppose we have two infinity-state ensemble \mathcal{E}_1 and \mathcal{E}_2 . For each N , we randomly sample N states from \mathcal{E}_1 and \mathcal{E}_2 to form two N -state ensembles S_1 and S_2 , and then calculate M needed to estimate $\mathcal{D}(S_1, S_2)$ up to a fixed additive error ϵ and a fixed failure probability δ . The algorithm to calculate $M(N, \epsilon, \delta)$ for a distance metric \mathcal{D} and two ensembles S_1 and S_2 is Algorithm 1 in Appendix C. We choose \mathcal{E}_1 and \mathcal{E}_2 to be two simple ensembles used in the work of QuDDPM [6]. Specifically, \mathcal{E}_1 is the cluster ensemble, consisting of one qubit states $|\psi\rangle \sim |0\rangle + sc|1\rangle$ up to a normalization factor where $\Re(c), \Im(c) \sim \mathcal{N}(0, 1)$ is Gaussian distributed, with the scale factor chosen as $s = 0.08$. \mathcal{E}_2 is the circular state ensemble \mathcal{E}_{cir} , consisting of one qubit states $|\psi\rangle \sim e^{-i\theta Y}$, where Y is the Pauli Y and θ is generated by a uniform distribution on $[0, 2\pi)$. With a fixed additive error $\epsilon = 0.1$ and failure probability $\delta = 1/3$, we evaluate the sample complexity M to estimate MMD- k and the Wasserstein distance as N increases from 100 to 300, with $k \in \{1, \dots, 7\}$. To examine the scaling with N , we plot $\log M$ versus $\log N$ in Fig. 3(a) and fit the data points to extract the slopes. The resulting slopes for estimating MMD- k at different k are shown in Fig. 3(b), and compared with the predicted upper bound $2 - 2/k$ from Eq. (10).

B. Application: MMD-2 as the loss function to learn circular state ensemble

As an application, we train a QuDDPM [6] to learn the circular state ensemble using MMD-2 as the loss function. The goal of QuDDPM is to generate new elements from an unknown ensemble \mathcal{E}_0 , given only a finite uniform pure state ensemble $\mathcal{S}_0 = \{|\psi_i\rangle\} \sim \mathcal{E}_0$. QuDDPM casts this task as a denoising diffusion process on quantum states: a forward noisy process progressively transforms \mathcal{E}_0 into an analytically tractable noise ensemble \mathcal{E}_T , while a parameterized reverse process learns to approximately invert each step of the forward dynamics and thus map samples from \mathcal{E}_T back to \mathcal{E}_0 . In practice, each reverse step is implemented by a trainable quantum circuit $U_\theta(t)$ acting on the system and possible ancillas, together with mid-circuit measurements and classical feedforward, and the parameters are optimized by minimizing a statistical discrepancy between the predicted ensemble at each step and the corresponding training ensemble, estimated from finitely many samples. More details about QuDDPM can be found in Appendix D.

In QuDDPM, the loss function to estimate the discrep-

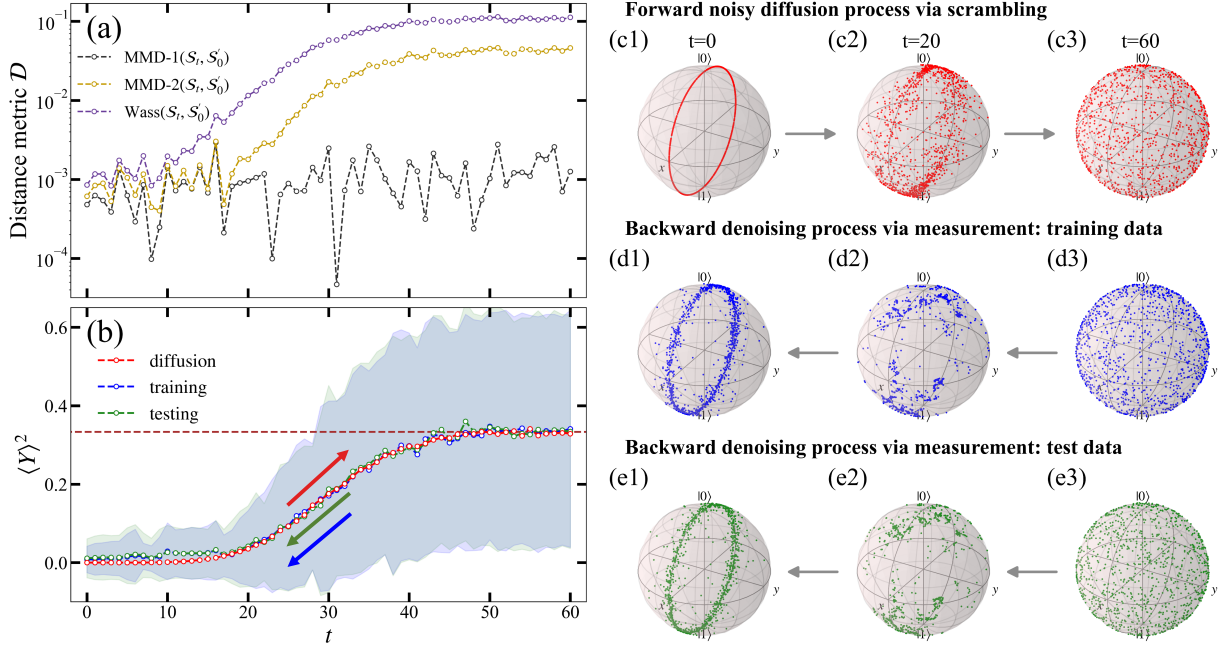


FIG. 4: Analysis of effect of loss functions and training performance of QUDDPM. (a) Distance metrics (scaled by log) between ensemble S_0 and the ensemble through diffusion process at step t , S_t in generation of the circular state ensemble. The data set size of the ensemble is $|\mathcal{S}| = 1000$, and the total number of steps is $T = 60$. Due to finite samples, the vanishment is not exact. (b) deviation of generated states from unit circle in X-Z plane. The deviation $\langle Y \rangle^2$ for forward diffusion (red), backward training (blue), and backward test (green) are plotted. The shaded area shows the sample standard deviation. (c)(d)(e) Bloch visualization of the forward (c1)–(c3) and backward (d1)–(d3),(e1)–(e3) process.

any should at least be able to discriminate the target ensemble \mathcal{E}_0 and the noise ensemble \mathcal{E}_T . It turns out that MMD-1 cannot discriminate the circular state ensemble and the noise ensemble, which is close to the Haar random ensemble. As shown by Fig. 4 (a), for circular state ensemble, MMD-1 (purple) vanishes, while MMD-2 (orange) and Wasserstein (blue) can characterize the diffusion of distribution.

From above, we see that MMD-2 is the minimal statistically efficient choice for the task. Therefore, we use MMD-2 as the loss function to train QUDDPM to learn the circular state ensemble \mathcal{E}_{cir} . As shown in Fig. 4 (c)(d)(e), QUDDPM trained by MMD-2 successfully generates elements following the distribution of \mathcal{E}_{cir} by denoising process, both on training data and test data. To quantify the performance of QUDDPM, in Fig. 4 (b), we evaluate the deviation by Pauli Y expectation $\langle Y \rangle^2$, the values of $\langle Y \rangle^2$ at $t = 0$ is $\langle Y \rangle_{\text{train}}^2 = 0.00807 \pm 0.0337$ and $\langle Y \rangle_{\text{test}}^2 = 0.01104 \pm 0.0496$ for training data and testing data, while the ground value is $\langle Y \rangle_{\text{data}}^2 = 0$. Our implementation of QUDDPM is a modification based on the code in [6] that is publicly available [19].

VII. GENERALIZATION TO WEAKLY NOISY MIXED STATES

In this section, we consider a practical scenario where quantum state ensembles are subject to noise. For simplicity, we focus on the weak noise limit where the noisy mixed states are close to pure. We begin by introducing the ϵ -ball model.

Definition VII.1 (The ϵ -ball around a quantum state). Given a quantum state $|\tilde{\psi}\rangle$, the ϵ -ball with radius ϵ_b around $|\tilde{\psi}\rangle$ is the set of states $\mathcal{B}(|\tilde{\psi}\rangle, \epsilon_b) = \{|\psi\rangle : 1 - |\langle\psi|\tilde{\psi}\rangle|^2 \leq \epsilon_b\}$, and $|\tilde{\psi}\rangle$ is the central state of $\mathcal{B}(|\tilde{\psi}\rangle, \epsilon_b)$.

Based on the above definition, we have the following result in analogy to Eq. (10).

Theorem VII.2 (Sample complexity of MMD- k , given prior information). Consider two N -state uniform pure quantum ensembles, suppose states in each of them can be divided into n ϵ -balls with radius ϵ_b around n states uniformly, and we are given the prior information about which ϵ -ball every state falls into. The sample complexity to estimate MMD- k between the two ensembles using the U-stat estimator Eq. (9) is:

$$M = \mathcal{O}\left(\left(\frac{k!}{(\epsilon - 32k\sqrt{\epsilon_b})^2} \log\left(\frac{1}{\delta}\right)\right)^{\frac{1}{k}} n^{2-\frac{2}{k}}\right), \quad (13)$$

where ϵ is the additive error between estimated value and true value and δ is the failure probability. Here we assume $\epsilon > 32k\sqrt{\epsilon_b}$ and $n^2 \geq \frac{k!}{(\epsilon - 32k\sqrt{\epsilon_b})^2} \log \frac{1}{\delta}$.

The major insight is that as the states in the same pair of ϵ -balls are assigned with the same label, the number of possible labels decreases from N^2 to n^2 . Theorem VII.2 shows that the sample complexity can be reduced a lot if $n \ll N$, but ϵ_b should be small enough to make the model work. Proof of the theorem is in Appendix B 6.

Theorem VII.2 also allows one to generalize our results for pure-state ensembles perturbed by small noise. Specifically, suppose there is a perturbation noise, represented by a depolarizing channel with depolarizing probability $\lambda_b \ll 1$

$$E(\rho) = (1 - \lambda_b)\rho + \lambda_b \frac{I}{d}, \quad (14)$$

where I is the identity matrix, d is the dimension of quantum systems. We can always construct a set of pure states close to input $|\phi\rangle$, via $\sqrt{1 - \epsilon_b}|\phi\rangle + \sqrt{\epsilon_b}|\psi\rangle$, where $|\psi\rangle$ is uniform Haar random and $\epsilon_b = (1 - 1/d)\lambda_b$. One can show the average equals the channel output $E(|\phi\rangle\langle\phi|)$. Therefore, the output state of such a depolarizing channel corresponds to an ϵ -balls with radius ϵ_b .

Theorem VII.3 (Sample complexity of MMD- k , close-to-pure mixed states). *Consider two N -state uniform pure quantum ensembles, the sample complexity to estimate MMD- k between the output ensembles when both ensembles go through the noise channel Eq.(14), using the U-stat estimator Eq. (9) is:*

$$M = \mathcal{O}\left(\left(\frac{k!}{(\epsilon - 32k\sqrt{(1 - 1/d)\lambda_b})^2} \log\left(\frac{1}{\delta}\right)\right)^{\frac{1}{k}} N^{2 - \frac{2}{k}}\right), \quad (15)$$

where ϵ is the additive error between estimated value and true value and δ is the failure probability. Here we assume $\epsilon > 32k\sqrt{(1 - 1/d)\lambda_b}$ and $N^2 \geq \frac{k!}{(\epsilon - 32k\sqrt{(1 - 1/d)\lambda_b})^2} \log \frac{1}{\delta}$.

VIII. CLASSICAL ANALOGY

To reveal the source of the hierarchy of sample complexity, we consider the classical limit, where the ensembles \mathcal{E}_1 and \mathcal{E}_2 consist of only computational basis $\{|0\rangle, |1\rangle, \dots, |d\rangle\} \in \mathbb{C}^d$. After accessing two states from the ensembles, we can know X_ℓ with only one SWAP test. In this oracle scenario, the sample complexity of MMD- k is given as follows (see Appendix B 7 for a proof):

Theorem VIII.1 (Sample Complexity of MMD- k , classical limit). *Consider two pure quantum ensembles*

consisting of computational basis states, the sample complexity to estimate MMD- k in the oracle scenario above is:

$$M = \Theta\left(\frac{1}{\epsilon^2} \log\left(\frac{1}{\delta}\right)\right), \quad (16)$$

where ϵ is the additive error between estimated value and true value, δ is the failure probability.

Theorem VIII.1 shows that without the uncertainty coming from the measurement of quantum states, there is no hierarchy in the sample complexity of estimating MMD- k .

In the classical setting, there is a lack of hierarchy of sample complexity as the discriminative power of MMD increases. For MMD in a reproducing kernel Hilbert space (RKHS), the representation power depends on the choice of kernel. For instance, MMD with the Gaussian radial basis function kernel is a metric on the probability space, while the polynomial kernels with finite order do not result in an MMD metric. Nevertheless, they all have the same learning sample complexity, with unbounded polynomial kernels subject to certain extra regularity conditions [2, 20]. This is in sharp contrast with our new results, as we can see the transition of sample complexity in ensemble size.

While our results are specific to quantum data, they illustrate a broader phenomenon: when access to data is constrained by physical or algorithmic limitations, increased discriminative power may necessarily incur higher statistical cost.

IX. CONCLUSION AND DISCUSSION

In this work, we revealed a hierarchy of discriminative power, in trade off with sample complexity. A few open questions are worth exploring, including examining MMD- k with non-integer values of k and understanding the relationship between MMD- k and Wasserstein distances. More broadly, our work suggests that hierarchies of loss functions may be unavoidable in learning settings where only partial or noisy access to data is available.

ACKNOWLEDGEMENT

X.C. acknowledges support from NSF DMS-2413404 and an unrestricted gift from the Simons Foundation. J.Y. and Q.Z. acknowledge support from Office of Naval Research (N00014-23-1-2296, MURI N000142612102), DARPA (HR0011-24-9-0362, HR00112490453, D24AC00153-02), NSF (OMA-2326746, 2350153, CCF-2240641), AFOSR MURI FA9550-24-1-0349, Halliburton Company and an unrestricted gift from Google.

-
- [1] S.-i. Amari, *Information Geometry and Its Applications*, Applied Mathematical Sciences, Vol. 194 (Springer, Tokyo, 2016).
 - [2] A. Gretton, K. M. Borgwardt, M. J. Rasch, B. Schölkopf, and A. Smola, *Journal of Machine Learning Research* **13**, 723 (2012).
 - [3] C. Villani, *Topics in Optimal Transportation*, Graduate studies in mathematics (American Mathematical Society, 2003).
 - [4] A. Ambainis and J. Emerson, Quantum t-designs: t-wise independence in the quantum world (2007), arXiv:quant-ph/0701126 [quant-ph].
 - [5] D. A. Roberts and B. Yoshida, *Journal of High Energy Physics* **2017**, 1 (2017).
 - [6] B. Zhang, P. Xu, X. Chen, and Q. Zhuang, *Phys. Rev. Lett.* **132**, 100602 (2024).
 - [7] H. Tezuka, S. Uno, and N. Yamamoto, *Quantum Machine Intelligence* **6**, 6 (2024).
 - [8] A. Barenco, A. Berthiaume, D. Deutsch, A. Ekert, R. Jozsa, and C. Macchiavello, *SIAM Journal on Computing* **26**, 1541 (1997).
 - [9] H. Buhrman, R. Cleve, J. Watrous, and R. De Wolf, *Phys. Rev. Lett.* **87**, 167902 (2001).
 - [10] Y. Huang, H. Lei, X. Li, and G. Yang, *Neurocomputing* **454**, 88 (2021).
 - [11] S. Chakrabarti, H. Yiming, T. Li, S. Feizi, and X. Wu, *Advances in Neural Information Processing Systems* **32** (2019).
 - [12] G. De Palma, M. Marvian, D. Trevisan, and S. Lloyd, *IEEE Trans. Inf. Theory* **67**, 6627 (2021).
 - [13] L. Zhou, N. Yu, S. Ying, and M. Ying, *Journal of Mathematical Physics* **63** (2022).
 - [14] B. T. Kiani, G. De Palma, M. Marvian, Z.-W. Liu, and S. Lloyd, *Quantum Sci. Technol.* **7**, 045002 (2022).
 - [15] S. Lloyd and C. Weedbrook, *Phys. Rev. Lett.* **121**, 040502 (2018).
 - [16] O. Oreshkov and J. Calsamiglia, *Phys. Rev. A* **79**, 032336 (2009).
 - [17] G. Peyré and M. Cuturi, *Foundations and Trends® in Machine Learning* **11**, 355 (2019).
 - [18] W. Hoeffding, *The Annals of Mathematical Statistics* **19**, 293 (1948).
 - [19] B. Zhang, P. Xu, X. Chen, and Q. Zhuang, Quantgen-mdl, <https://github.com/Francis-Hsu/QuantGenMdl>, accessed: 2026-01-22.
 - [20] B. Tahmasebi and S. Jegelka, in *Proceedings of the 41st International Conference on Machine Learning, ICML'24* (JMLR.org, 2024).
 - [21] H. Nishimura, in *Algorithmic Foundations for Social Advancement: Recent Progress on Theory and Practice* (Springer Nature Singapore Singapore, 2025) pp. 243–261.
 - [22] A. J. Lee, *U-statistics: Theory and Practice* (Routledge, 2019).
 - [23] R. Vershynin, *High-dimensional probability: An introduction with applications in data science*, Vol. 47 (Cambridge university press, 2018).
 - [24] R. J. Serfling, *The Annals of Statistics* **2**, 39 (1974).
 - [25] C. L. Canonne, arXiv preprint arXiv:2202.07198 (2022).
 - [26] D. P. Kingma and J. Ba, Adam: A method for stochastic optimization (2017), arXiv:1412.6980 [cs.LG].
 - [27] J. Haah, A. W. Harrow, Z. Ji, X. Wu, and N. Yu, *IEEE Transactions on Information Theory* **63**, 5628 (2017).
 - [28] D. Dubhashi and D. Ranjan, BRICS Report Series **13**, 10.1002/(SICI)1098-2418(199809)13:2;199::AID-RSA1;3.0.CO;2-M (1996).

Appendix A: Introduction of quantum circuits

Here we provide more details to interpret the quantum circuit in Fig. 2. As we introduce in Section II A, an n -qubit quantum state is a 2^n -dimensional vector. Quantum circuits are therefore described by unitary matrix acting on the vectors. For convenience, we express a quantum circuit via the circuit diagram. Common single-qubit gates include the Hadamard gate $\text{---}\boxed{H}\text{---} = \frac{1}{\sqrt{2}} \begin{pmatrix} 1 & 1 \\ 1 & -1 \end{pmatrix}$, the Pauli-X gate (the NOT gate) $\text{---}\boxed{X}\text{---} = \begin{pmatrix} 0 & 1 \\ 1 & 0 \end{pmatrix}$ and the Pauli-Z gate $\text{---}\boxed{Z}\text{---} = \begin{pmatrix} 1 & 0 \\ 0 & -1 \end{pmatrix}$. Besides single qubit gates, two-qubit gates are necessary for quantum computation. A

common choice of the two-qubit gate is the controlled-NOT gate (CNOT) $\text{---}\bullet\text{---}\bigoplus\text{---} = |0\rangle\langle 0| \otimes I + |1\rangle\langle 1| \otimes X$. Another common two-qubit gate is the SWAP gate $\text{---}\times\text{---}\times\text{---}$ that exchanges the quantum state between the two systems, i.e. $\text{SWAP}(|\phi\rangle \otimes |\psi\rangle) = (|\psi\rangle \otimes |\phi\rangle)$. The SWAP gate can be decomposed into three CNOT gates, represented by the circuit,

$$\text{---}\times\text{---}\times\text{---} = \text{---}\bullet\text{---}\bigoplus\text{---}\bullet\text{---}\bigoplus\text{---}\bullet\text{---}\bigoplus\text{---}. \quad (\text{A1})$$

The above is an example of how a quantum circuit diagram conveniently express the unitary transform on two qubits. Note that SWAP gate can be directly generalized to act on two systems, each with n qubits, which can be realized by a combination of pairwise SWAP. In Fig. 2, we also adopt a controlled-SWAP gate (Fredkin gate) for multiple qubits,

$$\text{---}\bullet\text{---}\times\text{---}\times\text{---} = |0\rangle\langle 0| \otimes I + |1\rangle\langle 1| \otimes \text{SWAP}, \quad (\text{A2})$$

which SWAP the states of the two quantum systems only when the control qubit is in $|1\rangle$ state. For more details on the SWAP test quantum circuits, readers can refer to, e.g. a recent review on SWAP test [21].

Appendix B: Proofs of theorems and propositions

1. Properties of MMD- k : Proofs of Proposition III.2, Theorem III.3 and Theorem III.4

a. Proof of Proposition III.2

Proof. First, we have

$$|\langle\psi|\phi\rangle|^2 = \langle\psi|\phi\rangle\langle\phi|\psi\rangle = \text{Tr}(\rho\sigma),$$

where $\rho = |\psi\rangle\langle\psi|$ and $\sigma = |\phi\rangle\langle\phi|$, then we have

$$\begin{aligned} \bar{F}^{(k)}(\mathcal{E}_a, \mathcal{E}_b) &= \mathbb{E}_{|\psi\rangle \sim \mathcal{E}_a, |\phi\rangle \sim \mathcal{E}_b} [|\langle\psi|\phi\rangle|^{2k}] \\ &= \mathbb{E}_{\rho \sim \mathcal{E}_a, \sigma \sim \mathcal{E}_b} [\text{Tr}^k(\rho\sigma)] = \mathbb{E}_{\rho \sim \mathcal{E}_a, \sigma \sim \mathcal{E}_b} [\text{Tr}(\rho^{\otimes k} \sigma^{\otimes k})] \\ &= \text{Tr}(\mathbb{E}_{\rho \sim \mathcal{E}_a, \sigma \sim \mathcal{E}_b} [\rho^{\otimes k} \sigma^{\otimes k}]) = \text{Tr}(\mathbb{E}_{\rho \sim \mathcal{E}_a} [\rho^{\otimes k}] \mathbb{E}_{\sigma \sim \mathcal{E}_b} [\sigma^{\otimes k}]). \end{aligned}$$

Hence,

$$\begin{aligned} \mathcal{D}^{(k)}(\mathcal{E}_1, \mathcal{E}_2) &= \bar{F}^{(k)}(\mathcal{E}_1, \mathcal{E}_1) + \bar{F}^{(k)}(\mathcal{E}_2, \mathcal{E}_2) - 2\bar{F}^{(k)}(\mathcal{E}_1, \mathcal{E}_2) \\ &= \text{Tr}(\mathbb{E}_{\rho \sim \mathcal{E}_1} [\rho^{\otimes k}] \mathbb{E}_{\sigma \sim \mathcal{E}_1} [\sigma^{\otimes k}]) + \text{Tr}(\mathbb{E}_{\rho \sim \mathcal{E}_2} [\rho^{\otimes k}] \mathbb{E}_{\sigma \sim \mathcal{E}_2} [\sigma^{\otimes k}]) - 2\text{Tr}(\mathbb{E}_{\rho \sim \mathcal{E}_1} [\rho^{\otimes k}] \mathbb{E}_{\sigma \sim \mathcal{E}_2} [\sigma^{\otimes k}]) \\ &= \text{Tr}((\mathbb{E}_{\rho \sim \mathcal{E}_1} [\rho^{\otimes k}] - \mathbb{E}_{\sigma \sim \mathcal{E}_2} [\sigma^{\otimes k}])^2). \end{aligned}$$

□

b. Proof of Theorem III.3

Proof. First part: if $\mathbb{E}_{\rho \sim \mathcal{E}_1}[\rho^{\otimes k}] = \mathbb{E}_{\sigma \sim \mathcal{E}_2}[\sigma^{\otimes k}]$, obviously $\mathcal{D}^{(k)}(\mathcal{E}_1, \mathcal{E}_2) = \text{Tr}((\mathbb{E}_{\rho \sim \mathcal{E}_1}[\rho^{\otimes k}] - \mathbb{E}_{\sigma \sim \mathcal{E}_2}[\sigma^{\otimes k}])^2) = 0$, if $\mathcal{D}^{(k)}(\mathcal{E}_1, \mathcal{E}_2) = 0$, we write the spectrum decomposition (obviously $\mathbb{E}_{\rho \sim \mathcal{E}_1}[\rho^{\otimes k}] - \mathbb{E}_{\sigma \sim \mathcal{E}_2}[\sigma^{\otimes k}]$ is a hermitian operator):

$$\mathbb{E}_{\rho \sim \mathcal{E}_1}[\rho^{\otimes k}] - \mathbb{E}_{\sigma \sim \mathcal{E}_2}[\sigma^{\otimes k}] = \sum_i \lambda_i |\lambda_i\rangle \langle \lambda_i|,$$

where $\{\lambda_i\}$ are real eigenvalues and $\{|\lambda_i\rangle\}$ are corresponding eigenvectors that can form an orthonormal basis. Then we have

$$\begin{aligned} \mathcal{D}^{(k)}(\mathcal{E}_1, \mathcal{E}_2) &= \text{Tr}((\mathbb{E}_{\rho \sim \mathcal{E}_1}[\rho^{\otimes k}] - \mathbb{E}_{\sigma \sim \mathcal{E}_2}[\sigma^{\otimes k}])^2) \\ &= \text{Tr}(\sum_i \lambda_i^2 |\lambda_i\rangle \langle \lambda_i|) = \sum_i \lambda_i^2 = 0. \end{aligned}$$

So every $\lambda_i = 0$, $\mathbb{E}_{\rho \sim \mathcal{E}_1}[\rho^{\otimes k}] - \mathbb{E}_{\sigma \sim \mathcal{E}_2}[\sigma^{\otimes k}] = 0$, $\mathbb{E}_{\rho \sim \mathcal{E}_1}[\rho^{\otimes k}] = \mathbb{E}_{\sigma \sim \mathcal{E}_2}[\sigma^{\otimes k}]$.

Second part: when $\mathcal{D}^{(k)}(\mathcal{E}_1, \mathcal{E}_2) = 0$, we have $\mathbb{E}_{\rho \sim \mathcal{E}_1}[\rho^{\otimes k}] = \mathbb{E}_{\sigma \sim \mathcal{E}_2}[\sigma^{\otimes k}]$. Then we have $\mathbb{E}_{\rho \sim \mathcal{E}_1}[\rho^{\otimes k'}] = \mathbb{E}_{\sigma \sim \mathcal{E}_2}[\sigma^{\otimes k'}]$ for $k' \leq k$ by partial trace and we also have $\mathcal{D}^{(k')}(\mathcal{E}_1, \mathcal{E}_2) = 0$ for $k' \leq k$. By Definition II.3 and Definition II.4, $\mathcal{P}(\mathcal{D}^{(k)}) \geq \mathcal{P}(\mathcal{D}^{(k')})$ because that if the pair $(\mathcal{E}_1, \mathcal{E}_2)$ can not be discriminated by $\mathcal{D}^{(k)}$ ($\mathcal{D}^{(k)}(\mathcal{E}_1, \mathcal{E}_2) = 0$), then it can not be discriminated by $\mathcal{D}^{(k')}$, neither $(\mathcal{D}^{(k')}(\mathcal{E}_1, \mathcal{E}_2) = 0)$, for $k' \leq k$. \square

c. Proof of Theorem III.4

We denote the k -th moment $\mathbb{E}_{\rho \sim \mathcal{E}}[\rho^{\otimes k}]$ as $M_k(\mathcal{E})$. Notice that for $\rho^{\otimes k} = |\psi\rangle^{\otimes k} \langle \psi|^{\otimes k}$, $|\psi\rangle^{\otimes k}$ lives in the space of symmetric k -fold tensor power $\text{Sym}^k(\mathbb{C}^d) \subset (\mathbb{C}^d)^{\otimes k}$.

Lemma B.1 (Homogeneous polynomials and symmetric tensors). *Let f be a homogeneous polynomial of degree t of the elements of $|\psi\rangle \in \mathbb{C}^d$. Then there exists a vector $|v_f\rangle \in \text{Sym}^t(\mathbb{C}^d)$ such that*

$$f(|\psi\rangle) = \langle v_f | \psi \rangle^{\otimes t}.$$

Moreover, for any ensemble \mathcal{E} ,

$$\mathbb{E}_{|\psi\rangle \sim \mathcal{E}}[|f(|\psi\rangle)|^2] = \text{Tr}(|v_f\rangle \langle v_f| M_t(\mathcal{E})).$$

Hence $M_t(\mathcal{E}_1) = M_t(\mathcal{E}_2)$ implies $\mathbb{E}_{\mathcal{E}_1}[|f|^2] = \mathbb{E}_{\mathcal{E}_2}[|f|^2]$ for all homogeneous degree- t polynomials f .

Proof. For the first claim, fix an orthonormal basis $\{|1\rangle, \dots, |d\rangle\}$ of \mathbb{C}^d and write

$$|\psi\rangle = \sum_{r=1}^d \psi_r |r\rangle, \quad \psi_r \in \mathbb{C}.$$

Then

$$|\psi\rangle^{\otimes t} = \sum_{i_1, \dots, i_t=1}^d \psi_{i_1} \cdots \psi_{i_t} |i_1\rangle \otimes \cdots \otimes |i_t\rangle = \sum_{i_1, \dots, i_t=1}^d \psi_{i_1} \cdots \psi_{i_t} |i_1, \dots, i_t\rangle,$$

where $|i_1, \dots, i_t\rangle := |i_1\rangle \otimes \cdots \otimes |i_t\rangle$.

Let f be a homogeneous polynomial of degree t in the coordinates (ψ_1, \dots, ψ_d) . Then f can be written (after reindexing monomials) as

$$f(|\psi\rangle) = \sum_{i_1, \dots, i_t=1}^d c_{i_1 \dots i_t} \psi_{i_1} \cdots \psi_{i_t}$$

for some coefficients $c_{i_1 \dots i_t} \in \mathbb{C}$. Define a vector $|v\rangle \in (\mathbb{C}^d)^{\otimes t}$ by

$$|v\rangle := \sum_{i_1, \dots, i_t=1}^d c_{i_1 \dots i_t}^* |i_1, \dots, i_t\rangle.$$

We have $\langle v|i_1, \dots, i_t \rangle = c_{i_1 \dots i_t}$, and hence

$$\langle v|\psi \rangle^{\otimes t} = \sum_{i_1, \dots, i_t=1}^d c_{i_1 \dots i_t} \psi_{i_1} \cdots \psi_{i_t} = f(|\psi \rangle).$$

Thus $f(|\psi \rangle)$ can be written as a linear functional of $|\psi \rangle^{\otimes t}$.

It remains to ensure that the representing vector may be chosen symmetric. For each permutation $\pi \in S_t$, let U_π be the unitary that permutes tensor factors:

$$U_\pi(|x_1 \rangle \otimes \cdots \otimes |x_t \rangle) = |x_{\pi^{-1}(1)} \rangle \otimes \cdots \otimes |x_{\pi^{-1}(t)} \rangle.$$

Define the symmetrizer

$$\Pi_{\text{sym}} := \frac{1}{t!} \sum_{\pi \in S_t} U_\pi,$$

whose range is $\text{Sym}^t(\mathbb{C}^d)$. Since $|\psi \rangle^{\otimes t}$ is invariant under permutations of the t identical factors, we have $U_\pi |\psi \rangle^{\otimes t} = |\psi \rangle^{\otimes t}$ for all π , and therefore

$$\Pi_{\text{sym}} |\psi \rangle^{\otimes t} = |\psi \rangle^{\otimes t}.$$

Using that Π_{sym} is self-adjoint, we obtain

$$f(|\psi \rangle) = \langle v|\psi \rangle^{\otimes t} = \langle v|\Pi_{\text{sym}}|\psi \rangle^{\otimes t} = \langle \Pi_{\text{sym}}v|\psi \rangle^{\otimes t}.$$

Hence, setting $|v_f \rangle := \Pi_{\text{sym}}|v \rangle \in \text{Sym}^t(\mathbb{C}^d)$ yields

$$f(|\psi \rangle) = \langle v_f|\psi \rangle^{\otimes t},$$

which proves the first claim.

For the second claim,

$$|f(|\psi \rangle)|^2 = |\langle v_f|\psi \rangle^{\otimes t}|^2 = \langle \psi|^{\otimes t} |v_f \rangle \langle v_f| |\psi \rangle^{\otimes t} = \text{Tr}(|v_f \rangle \langle v_f| \rho_{|\psi \rangle}^{\otimes t}).$$

Taking expectation over $|\psi \rangle \sim \mathcal{E}$ yields $\mathbb{E}[|f(|\psi \rangle)|^2] = \text{Tr}(|v_f \rangle \langle v_f| M_t(\mathcal{E}))$. □

Lemma B.2 (Hyperplane separation for distinct pure states; $d \geq 2$). *Let $|x \rangle, |y \rangle \in \mathbb{C}^d$ be two distinct unit vectors (pure quantum states), i.e., $|x \rangle \neq e^{i\theta}|y \rangle$ for all $\theta \in \mathbb{R}$. Then there exists a vector $|a \rangle \in \mathbb{C}^d$ such that*

$$\langle a|y \rangle = 0 \quad \text{and} \quad \langle a|x \rangle \neq 0.$$

Equivalently, the linear functional $\ell(|\psi \rangle) := \langle a|\psi \rangle$ vanishes at $|y \rangle$ but not at $|x \rangle$.

Proof. Define the orthogonal complement of $|y \rangle$,

$$Y^\perp := \{ |a \rangle \in \mathbb{C}^d : \langle a|y \rangle = 0 \}.$$

Since $d \geq 2$ and $|y \rangle \neq 0$, we have $\dim(Y^\perp) = d - 1 \geq 1$, so Y^\perp contains nonzero vectors.

Consider the additional constraint $\langle a|x \rangle = 0$. The set

$$Z := \{ |a \rangle \in Y^\perp : \langle a|x \rangle = 0 \}$$

is a linear subspace of Y^\perp . We claim that Z is a *proper* subspace of Y^\perp .

Indeed, if $Z = Y^\perp$, then $\langle a|x \rangle = 0$ for all $|a \rangle \in Y^\perp$, which implies $|x \rangle \in (Y^\perp)^\perp = \text{span}\{|y \rangle\}$. Thus $|x \rangle = c|y \rangle$ for some $c \in \mathbb{C} \setminus \{0\}$, and because both $|x \rangle$ and $|y \rangle$ are unit, we must have $c = e^{i\theta}$ for some $\theta \in \mathbb{R}$, contradicting the assumption that $|x \rangle \neq e^{i\theta}|y \rangle$.

Therefore $Z \subsetneq Y^\perp$, so there exists $|a \rangle \in Y^\perp \setminus Z$. By construction, $\langle a|y \rangle = 0$ and $\langle a|x \rangle \neq 0$, as desired. □

Theorem B.3 (Sufficiency: $k = N$ gives full discriminative power for ensembles with at most N pure states). *Fix $d \geq 2$ and $N \in \mathbb{N}$. Let*

$$\mathcal{E}_1 = \{(p_i, |\psi_i\rangle)\}_{i=1}^{N_1}, \quad \mathcal{E}_2 = \{(q_j, |\phi_j\rangle)\}_{j=1}^{N_2}$$

be two quantum ensembles in \mathbb{C}^d , where $|\psi_i\rangle, |\phi_j\rangle$ are unit vectors, all states in each ensemble are distinct, and $(p_i)_{i=1}^{N_1}, (q_j)_{j=1}^{N_2}$ are probability distributions (in particular, $p_i > 0, q_j > 0$, and $\sum_i p_i = \sum_j q_j = 1$). Assume $N_1, N_2 \leq N$. If

$$M_N(\mathcal{E}_1) = M_N(\mathcal{E}_2),$$

then $\mathcal{E}_1 = \mathcal{E}_2$ up to a permutation of indices (i.e., the two ensembles have the same states with the same weights).

Proof. Assume $M_N(\mathcal{E}_1) = M_N(\mathcal{E}_2)$. By Theorem III.3, we have $M_t(\mathcal{E}_1) = M_t(\mathcal{E}_2)$ for all integers $1 \leq t \leq N$.

Step 1: the sets of states coincide. Suppose, for contradiction, that there exists a state $|\psi_\star\rangle$ among $\{|\psi_i\rangle\}_{i=1}^{N_1}$ such that $|\psi_\star\rangle \neq e^{i\theta}|\phi_j\rangle$ for every $j \in \{1, \dots, N_2\}$ and every $\theta \in \mathbb{R}$.

For each $j \in \{1, \dots, N_2\}$, apply Lemma B.2 to the pair $(|x\rangle, |y\rangle) = (|\psi_\star\rangle, |\phi_j\rangle)$. This gives a vector $|a_j\rangle \in \mathbb{C}^d$ such that

$$\langle a_j | \phi_j \rangle = 0 \quad \text{and} \quad \langle a_j | \psi_\star \rangle \neq 0.$$

Define the linear functional $\ell_j(|\psi\rangle) := \langle a_j | \psi \rangle$ and the function

$$f(|\psi\rangle) := \prod_{j=1}^{N_2} \ell_j(|\psi\rangle) = \prod_{j=1}^{N_2} \langle a_j | \psi \rangle.$$

Each factor $\ell_j(|\psi\rangle)$ is a homogeneous polynomial of degree 1 in the coordinates of $|\psi\rangle$, so f is a homogeneous polynomial of degree N_2 .

Now observe:

- For each j , since $\ell_j(|\phi_j\rangle) = \langle a_j | \phi_j \rangle = 0$, we have $f(|\phi_j\rangle) = 0$. Therefore,

$$\mathbb{E}_{|\phi\rangle \sim \mathcal{E}_2} [|f(|\phi\rangle)|^2] = \sum_{j=1}^{N_2} q_j |f(|\phi_j\rangle)|^2 = 0.$$

- On the other hand, $\ell_j(|\psi_\star\rangle) = \langle a_j | \psi_\star \rangle \neq 0$ for every j , hence $f(|\psi_\star\rangle) \neq 0$. Since $p_\star > 0$ is the weight of $|\psi_\star\rangle$ in \mathcal{E}_1 ,

$$\mathbb{E}_{|\psi\rangle \sim \mathcal{E}_1} [|f(|\psi\rangle)|^2] = \sum_{i=1}^{N_1} p_i |f(|\psi_i\rangle)|^2 \geq p_\star |f(|\psi_\star\rangle)|^2 > 0.$$

By Lemma B.1, there exists $|v_f\rangle \in \text{Sym}^{N_2}(\mathbb{C}^d)$ such that

$$\mathbb{E}_{|\psi\rangle \sim \mathcal{E}} [|f(|\psi\rangle)|^2] = \text{Tr}(|v_f\rangle\langle v_f| M_{N_2}(\mathcal{E})) \quad \text{for any ensemble } \mathcal{E}.$$

Hence the strict inequality

$$\mathbb{E}_{\mathcal{E}_1} [|f|^2] \neq \mathbb{E}_{\mathcal{E}_2} [|f|^2]$$

implies

$$\text{Tr}(|v_f\rangle\langle v_f| M_{N_2}(\mathcal{E}_1)) \neq \text{Tr}(|v_f\rangle\langle v_f| M_{N_2}(\mathcal{E}_2)),$$

and therefore $M_{N_2}(\mathcal{E}_1) \neq M_{N_2}(\mathcal{E}_2)$. But $N_2 \leq N$ and we already have $M_t(\mathcal{E}_1) = M_t(\mathcal{E}_2)$ for all $t \leq N$, a contradiction. Thus, every state in \mathcal{E}_1 must coincide with some state in \mathcal{E}_2 up to global phase.

By symmetry (swapping the roles of \mathcal{E}_1 and \mathcal{E}_2), every state in \mathcal{E}_2 must also coincide with some state in \mathcal{E}_1 up to global phase. Therefore the two ensembles contain the same set of states (up to a permutation of indices and global phases), and in particular $N_1 = N_2$.

Step 2: the weights coincide. After relabeling, assume $|\psi_i\rangle = e^{i\theta_i}|\phi_i\rangle$ for all $i \in \{1, \dots, N_1\}$. Fix an index i . For each $j \neq i$, apply Lemma B.2 to the pair $(|x\rangle, |y\rangle) = (|\psi_i\rangle, |\psi_j\rangle)$ to obtain $|a_{ij}\rangle$ such that

$$\langle a_{ij}|\psi_j\rangle = 0 \quad \text{and} \quad \langle a_{ij}|\psi_i\rangle \neq 0.$$

Define $\ell_{ij}(|\psi\rangle) := \langle a_{ij}|\psi\rangle$ and

$$f_i(|\psi\rangle) := \prod_{j \neq i} \frac{\ell_{ij}(|\psi\rangle)}{\ell_{ij}(|\psi_i\rangle)} = \prod_{j \neq i} \frac{\langle a_{ij}|\psi\rangle}{\langle a_{ij}|\psi_i\rangle}.$$

Then $f_i(|\psi_i\rangle) = 1$ and $f_i(|\psi_j\rangle) = 0$ for all $j \neq i$. Consequently,

$$\mathbb{E}_{|\psi\rangle \sim \mathcal{E}_1} [|f_i(|\psi\rangle)|^2] = \sum_{r=1}^{N_1} p_r |f_i(|\psi_r\rangle)|^2 = p_i,$$

and similarly,

$$\mathbb{E}_{|\phi\rangle \sim \mathcal{E}_2} [|f_i(|\phi\rangle)|^2] = q_i,$$

since $|f_i(e^{i\theta}|\psi\rangle)| = |f_i(|\psi\rangle)|$ and the two ensembles share the same states up to phases.

Because f_i is a homogeneous polynomial of degree $N_1 - 1$ divided by a nonzero constant, it is (as a function of coordinates) homogeneous of degree $N_1 - 1 \leq N - 1$. Applying Lemma B.1 to f_i gives

$$\mathbb{E}_{\mathcal{E}} [|f_i|^2] = \text{Tr} \left(|v_{f_i}\rangle \langle v_{f_i}| M_{N_1-1}(\mathcal{E}) \right).$$

Since $N_1 - 1 \leq N$ and $M_{N_1-1}(\mathcal{E}_1) = M_{N_1-1}(\mathcal{E}_2)$, we conclude

$$p_i = \mathbb{E}_{\mathcal{E}_1} [|f_i|^2] = \mathbb{E}_{\mathcal{E}_2} [|f_i|^2] = q_i.$$

As i was arbitrary, $p_i = q_i$ for all i , proving that the two ensembles are identical up to permutation. \square

To make the proof of Theorem III.4 complete, we now construct a worst case, which shows two ensembles that can not discriminated by MMD- k with $k < N$.

Lemma B.4 (Hard pair for $k < N$). *Fix $d \geq 2$ and $N \geq 2$. Choose orthonormal $|0\rangle, |1\rangle \in \mathbb{C}^d$. For $\theta \in \mathbb{R}$ and $\ell \in \{0, \dots, N-1\}$ define*

$$|\psi_\ell^{(\theta)}\rangle := \frac{1}{\sqrt{2}} \left(|0\rangle + e^{i(\theta+2\pi\ell/N)} |1\rangle \right), \quad \mathcal{E}_\theta := \left\{ (1/N, |\psi_\ell^{(\theta)}\rangle) \right\}_{\ell=0}^{N-1}.$$

Then for every $t < N$, the moment operator $M_t(\mathcal{E}_\theta)$ is independent of θ . Hence for any $k < N$,

$$M_k(\mathcal{E}_0) = M_k(\mathcal{E}_{\pi/N}) \quad \text{but} \quad \mathcal{E}_0 \neq \mathcal{E}_{\pi/N}.$$

Moreover $M_N(\mathcal{E}_0) \neq M_N(\mathcal{E}_{\pi/N})$.

Proof. Let $\varphi_\ell := \theta + 2\pi\ell/N$ and $\rho(\varphi_\ell) := |\psi_\ell^{(\theta)}\rangle \langle \psi_\ell^{(\theta)}|$. In the $\{|0\rangle, |1\rangle\}$ subspace,

$$\rho(\varphi) = \frac{1}{2} (|0\rangle \langle 0| + |1\rangle \langle 1| + e^{-i\varphi} |0\rangle \langle 1| + e^{i\varphi} |1\rangle \langle 0|),$$

so each matrix element of $\rho(\varphi)^{\otimes t}$ is a linear combination of $e^{im\varphi}$ with $|m| \leq t$. Averaging over ℓ gives the discrete Fourier sum

$$\frac{1}{N} \sum_{\ell=0}^{N-1} e^{im\varphi_\ell} = e^{im\theta} \cdot \frac{1}{N} \sum_{\ell=0}^{N-1} e^{i2\pi m\ell/N} = \begin{cases} e^{im\theta}, & \frac{m}{N} \in \mathbb{Z}, \\ 0, & \text{otherwise.} \end{cases}$$

If $t < N$, the only multiple of N in $\{-t, \dots, t\}$ is $m = 0$, so $\frac{m}{N} \in \mathbb{Z}$ only when $m = 0$, hence all θ -dependent terms vanish and $M_t(\mathcal{E}_\theta) = \frac{1}{N} \sum_{\ell} \rho(\varphi_\ell)^{\otimes t}$ is independent of θ .

The ensembles \mathcal{E}_0 and $\mathcal{E}_{\pi/N}$ have different phase sets $\{2\pi\ell/N\}_\ell$ and $\{\pi/N + 2\pi\ell/N\}_\ell$, hence $\mathcal{E}_0 \neq \mathcal{E}_{\pi/N}$. Finally, with $A := |0^{\otimes N}\rangle\langle 1^{\otimes N}|$,

$$\text{Tr}(A \rho(\varphi)^{\otimes N}) = (\langle 1 | \rho(\varphi) | 0 \rangle)^N = (2^{-1} e^{i\varphi})^N = 2^{-N} e^{iN\varphi},$$

so

$$\text{Tr}(A M_N(\mathcal{E}_\theta)) = \frac{1}{N} \sum_{\ell=0}^{N-1} 2^{-N} e^{iN(\theta + 2\pi\ell/N)} = 2^{-N} e^{iN\theta}.$$

Thus $\text{Tr}(A M_N(\mathcal{E}_0)) = 2^{-N}$ while $\text{Tr}(A M_N(\mathcal{E}_{\pi/N})) = -2^{-N}$, so M_N differs. \square

Combining Theorem III.3, Theorem B.3, and Lemma B.4, we conclude that the threshold to achieve full discriminative power for MMD- k is $k = N$, completing the proof of Theorem III.4.

2. Proof of Theorem V.2

We first introduce a lemma to be used.

Lemma B.5. *A sufficient condition for $|\widehat{W} - W(C)| \leq \epsilon$ is $\max_{i,j} |\widehat{C}_{ij} - C_{ij}| \leq \epsilon$.*

Here, $\widehat{W} = W(\widehat{C})$ represents the Wasserstein distance calculated by program (1) using the estimated value \widehat{C} of the population cost matrix C and $W(C) = W(\mathcal{E}_a, \mathcal{E}_b)$ denotes the population Wasserstein distance.

Proof. Under this condition, we may decompose $\widehat{C} = C + \Delta C$ with $\|\Delta C\|_\infty \leq \epsilon$. So $|\langle P, \Delta C \rangle| \leq \|P\| \|\Delta C\|_\infty \leq \epsilon$ for any P . Then

$$\begin{aligned} W(\widehat{C}) &= \langle \widehat{P}, \widehat{C} \rangle = \langle \widehat{P}, C \rangle + \langle \widehat{P}, \Delta C \rangle \\ &\geq \min_P \langle P, C \rangle - \epsilon = W(C) - \epsilon, \\ W(C) &= \langle P^*, C \rangle = \langle P^*, \widehat{C} \rangle - \langle P^*, \Delta C \rangle \\ &\geq \min_P \langle P, \widehat{C} \rangle - \epsilon = W(\widehat{C}) - \epsilon, \end{aligned}$$

where P^* is the population optimizer for Wasserstein distance $W(C)$ using population cost matrix C . Namely,

$$|W(\widehat{C}) - W(C)| \leq \epsilon.$$

\square

Proof of Theorem V.2. Recall that we use ℓ to represent label (i, j) . When estimating the fidelity X_ℓ , suppose that we have access to T_ℓ -many repetitions of the corresponding pair of states, and conduct T_ℓ SWAP tests to obtain T_ℓ samples. Hoeffding's inequality gives that for any additive error $\epsilon > 0$,

$$\Pr(|\widehat{X}_\ell - X_\ell| \geq \epsilon) \leq 2 \exp(-2T_\ell \epsilon^2).$$

Since $\widehat{C}_\ell = 2(1 - \widehat{X}_\ell)$, we have

$$\Pr(|\widehat{C}_\ell - C_\ell| \geq \epsilon) \leq 2 \exp(-T_\ell \epsilon^2/2). \quad (\text{B1})$$

Now we consider the condition shown in Lemma B.5,

$$\begin{aligned} \Pr\left(\max_\ell |\widehat{C}_\ell - C_\ell| \geq \epsilon\right) &= \Pr\left(\bigcup_{\ell=1}^{N^2} \{|\widehat{C}_\ell - C_\ell| \geq \epsilon\}\right) \leq \sum_{\ell=1}^{N^2} \Pr(|\widehat{C}_\ell - C_\ell| \geq \epsilon) \\ &\leq 2N^2 \exp\left(-\frac{T_\ell \epsilon^2}{2}\right) \leq 2N^2 \exp\left(-\frac{T_{\min} \epsilon^2}{2}\right), \end{aligned} \quad (\text{B2})$$

where $T_{\min} = \min_{\ell} T_{\ell}$. From Eq. (B2), to make $\Pr\left(\max_{\ell} |\widehat{C}_{\ell} - C_{\ell}| > \epsilon\right) \leq \delta$ we need

$$T_{\min} \geq \frac{2}{\epsilon^2} \log \frac{2N^2}{\delta}.$$

Eq. (G6) gives that the number of samples needed is

$$M = \mathcal{O}\left(N^2\left(\frac{2}{\epsilon^2} \log \frac{2N^2}{\delta} + \log \frac{N^2}{\delta}\right)\right).$$

□

3. Proof of Theorem V.3

To help us better examine the sample complexity M in different parameter regions, we can think the estimation process as follows. Given the estimation accuracy to achieve (the additive error ϵ and the failure probability δ), we gradually increase M and stop increasing when estimation using M samples can reach such accuracy. As shown in the estimator Eq. (9), we only utilize the samples of the labels with $T_{\ell} \geq k$, so it is important to track how $m = \sum_{\ell=1}^{N^2} \mathbf{1}\{T_{\ell} \geq k\}$ varies when M increases.

When $M \leq cN^2$ (c is a constant), given by Eq. (G2), we have $\mathbb{E}[m] = \Theta\left(\frac{M^k}{k!N^{2k-2}}\right)$, with $m \leq N^2$. The threshold of M to reach $m = N^2$ is determined by $T_{\min} \geq k$, which is given by Eq. (G6):

$$M = N^2\left(\log \frac{N^2}{\delta} + k\right). \quad (\text{B3})$$

So there are two regions, we need to consider them separately. We first give a lemma which will be useful for the region $m = N^2$.

Lemma B.6 (Balanced-count event for uniform multinomial sampling). *Let $n := N^2$. Draw M labels i.i.d. uniformly from $[n]$, and let T_{ℓ} be the number of times label $\ell \in [n]$ appears, so that $(T_1, \dots, T_n) \sim \text{Multinomial}(M; 1/n, \dots, 1/n)$ and $\mathbb{E}[T_{\ell}] = \lambda := M/n$ for each ℓ . Fix $\eta \in (0, 1)$ and define the balanced-count event*

$$E_{\text{bal}}^-(\eta) := \left\{ \min_{\ell \in [n]} T_{\ell} \geq (1 - \eta)\lambda \right\}.$$

Then

$$\Pr(E_{\text{bal}}^-(\eta)) \geq 1 - n \exp\left(-\frac{\eta^2}{2}\lambda\right). \quad (\text{B4})$$

In particular, if

$$M \geq \frac{2n}{\eta^2} \log \frac{n}{\delta}, \quad (\text{B5})$$

then $\Pr(E_{\text{bal}}^-(\eta)) \geq 1 - \delta$.

Proof. Fix any $\ell \in [n]$. Since (T_1, \dots, T_n) is multinomial with uniform cell probability, the marginal distribution is

$$T_{\ell} \sim \text{Bin}\left(M, \frac{1}{n}\right), \quad \mathbb{E}[T_{\ell}] = \lambda := \frac{M}{n}.$$

By the Chernoff bound for binomial random variables as Proposition G.4, for any $\eta \in (0, 1)$,

$$\Pr(T_{\ell} \leq (1 - \eta)\lambda) \leq \exp\left(-\frac{\eta^2}{2}\lambda\right). \quad (\text{B6})$$

Union bound gives that

$$\Pr\left(\min_{\ell \in [n]} T_{\ell} < (1 - \eta)\lambda\right) = \Pr\left(\exists \ell \in [n] : T_{\ell} < (1 - \eta)\lambda\right) \leq \sum_{\ell=1}^n \Pr(T_{\ell} < (1 - \eta)\lambda) \leq n \exp\left(-\frac{\eta^2}{2}\lambda\right),$$

which proves (B4). The sufficient condition (B5) follows by setting the right-hand side to be at most δ and recalling $\lambda = M/n$. □

Here we present the general version of Theorem V.3.

Theorem B.7 (Sample complexity of MMD- k with fixed k , general version). *For two N -state uniform pure quantum ensembles \mathcal{E}_1 and \mathcal{E}_2 , with k fixed, the sample complexity to estimate MMD- k between the two ensembles using the U -stat estimator Eq. (9) is:*

$$M = \mathcal{O} \left(\min \left\{ \left(\frac{k!}{\epsilon^2} \log \frac{1}{\delta} \right)^{\frac{1}{k}} N^{2-\frac{2}{k}}, \max \left\{ \frac{k}{\epsilon^2} \log \frac{1}{\delta}, N^2 \left(\log \frac{N^2}{\delta} + k \right) \right\} \right\} \right). \quad (\text{B7})$$

where ϵ is the additive error between estimated value and true value and δ is the failure probability.

In the minimization form, the first term is for the case that $m < N^2$, with the condition $N^2 \geq \frac{k!}{\epsilon^2} \log \frac{1}{\delta}$, and the second term is for the case that $m = N^2$.

Proof. Case 1. Assume that $m < N^2$. Namely, not all the label ℓ are sampled more than k -times. Now the estimator of $\bar{F}^{(k)}$ is $\widehat{\bar{F}^{(k)}}(\mathcal{E}_a, \mathcal{E}_b) = \frac{1}{m} \sum_{\ell=1}^m Z_\ell$ with sample ensembles $\mathcal{E}_a, \mathcal{E}_b$ and kernel Z_ℓ taking the form Eq. (8). Triangle inequality gives that

$$\left| \widehat{\bar{F}^{(k)}}(\mathcal{E}_a, \mathcal{E}_b) - \bar{F} \right| \leq \left| \frac{1}{m} \sum_{\ell} (Z_\ell - X_\ell^k) \right| + \left| \frac{1}{m} \sum_{\ell} X_\ell^k - \frac{1}{N^2} \sum_{\ell} X_\ell^k \right|.$$

The first term captures the variance contribution, whereas the remaining term accounts for the subset selection error. For the first term, by virtue of the Hoeffding inequality for U -statistics [22], we have for all labels with no less than k repetitions, $\eta > 0$,

$$\Pr(|Z_\ell - X_\ell^k| \geq \eta) \leq 2 \exp(-\lfloor T_\ell/k \rfloor \eta^2/2). \quad (\text{B8})$$

Set $V_\ell = Z_\ell - X_\ell^k$ for simplicity, and we have by Theorem 2.6.3 in [23] and the fact that $\min T_\ell = k$,

$$\Pr\left(\frac{1}{m} \left| \sum_{\ell=1}^m V_\ell \right| \geq \eta\right) \leq 2 \exp(-m\eta^2/2). \quad (\text{B9})$$

For the second term, by Serfling inequality [24], one obtains that

$$\Pr\left(\left| \frac{1}{m} \sum_{\ell} X_\ell^k - \frac{1}{N^2} \sum_{\ell} X_\ell^k \right| \geq \eta\right) \leq 2 \exp\left(-\frac{m\eta^2}{2f(m)}\right) \leq 2 \exp(-m\eta^2/2), \quad (\text{B10})$$

where $f(m) = 1 - \frac{m-1}{N^2} \in [0, 1]$. As a result of inequality (B9) and inequality (B10),

$$\Pr\left(\left| \frac{1}{m} \sum_{\ell} Z_\ell - \frac{1}{N^2} \sum_{\ell} X_\ell^k \right| \geq \eta\right) \leq 4 \exp(-m\eta^2/2). \quad (\text{B11})$$

Define $E_{\delta, M} := E_{\delta, M}^{(1)} \cap E_{\delta, M}^{(2)}$ with event

$$E_{\delta, M}^{(1)} := \left\{ |m - \mathbb{E}[m]| \leq \sqrt{3\mathbb{E}[m] \log\left(\frac{2}{\delta}\right)} \right\},$$

and event

$$E_{\delta, M}^{(2)} := \left\{ \left| \widehat{\bar{F}^{(k)}}(\mathcal{E}_a, \mathcal{E}_b) - \bar{F} \right| \leq \sqrt{\frac{8 \log(4/\delta)}{m}} \right\} = \left\{ \left| \frac{1}{m} \sum_{\ell} Z_\ell - \frac{1}{N^2} \sum_{\ell} X_\ell^k \right| \leq \sqrt{\frac{8 \log(4/\delta)}{m}} \right\}.$$

Here, we suppress the dependence of $m = m(M)$ on M for notational simplicity. By Proposition G.4, we have $\Pr(E_{\delta, M}^{(1)}) \geq 1 - \delta$ and we have $\Pr(E_{\delta, M}^{(2)}) \geq 1 - \delta$ via inequality (B11) above. Thus, $\Pr(E_{\delta, M}) \geq 1 - 2\delta$. Equation (G1) (plug in $n = N^2$) indicates that

$$\mathbb{E}[m] = \Theta\left(\frac{M^k}{k! N^{2k-2}}\right).$$

Take

$$M = \mathcal{O}\left(\frac{128k!}{\epsilon^2} \ln \frac{12}{\delta}\right)^{\frac{1}{k}} N^{2-\frac{2}{k}}, \quad (\text{B12})$$

and we have $E_{\delta,M} \subset E_{\delta,\epsilon}^{(0)} := \{|\widehat{\bar{F}(\mathcal{E}_a, \mathcal{E}_b)} - \bar{F}| \leq \epsilon\}$. As a consequence,

$$\Pr(E_{\delta,\epsilon}^{(0)}) \geq \Pr(E_{\delta,M}) \geq 1 - 2\delta.$$

Plugging into the condition $M < cN^2$, we have the condition to pick the first term

$$N^2 \geq c \frac{k!}{\epsilon^2} \log \frac{1}{\delta}. \quad (\text{B13})$$

Case 2. openreview Assume $m = n := N^2$, i.e., $T_{\min} \geq k$, so the subset-selection error vanishes and

$$\widehat{\bar{F}^{(k)}(\mathcal{E}_a, \mathcal{E}_b)} - \bar{F}^{(k)} = \frac{1}{n} \sum_{\ell=1}^n (Z_\ell - X_\ell^k) =: \frac{1}{n} \sum_{\ell=1}^n V_\ell, \quad V_\ell := Z_\ell - X_\ell^k.$$

Let L_1, \dots, L_M be the sampled labels and define the sigma-field $\mathcal{G} := \sigma(L_1, \dots, L_M)$. Conditional on \mathcal{G} , the trials belonging to distinct labels are disjoint subsets of the independent samples $\{(L_t, R_t)\}_{t=1}^M$; hence V_1, \dots, V_n are independent given \mathcal{G} . Moreover, $\mathbb{E}[V_\ell | \mathcal{G}] = 0$ for every $\ell \in [n]$.

Conditional on \mathcal{G} , Z_ℓ is an order- k U-statistic with kernel bounded in $[-1, 1]$ and mean $\mathbb{E}[Z_\ell | \mathcal{G}] = X_\ell^k$. By Hoeffding's inequality for U-statistics and the standard tail-to- ψ_2 equivalence, each V_ℓ is sub-Gaussian (conditional on \mathcal{G}) with

$$\|V_\ell\|_{\psi_2|\mathcal{G}}^2 \leq C \frac{k}{T_\ell}, \quad (\text{B14})$$

for an absolute constant $C > 0$.

Define $\lambda := M/n$ and the balanced-count event

$$E_{\text{bal}} := \left\{ \min_{\ell \in [n]} T_\ell \geq \frac{\lambda}{2} \right\}.$$

By Lemma B.6,

$$\Pr(E_{\text{bal}}) \geq 1 - n \exp\left(-\frac{\lambda}{8}\right). \quad (\text{B15})$$

On E_{bal} we have $T_\ell \geq \lambda/2$ for all ℓ , and hence by (B14),

$$\max_{\ell \in [n]} \|V_\ell\|_{\psi_2|\mathcal{G}}^2 \leq C \frac{k}{\lambda/2} = \frac{2Ck}{\lambda}. \quad (\text{B16})$$

Since V_1, \dots, V_n are independent and mean-zero conditional on \mathcal{G} , Theorem 2.6.3 in [23] together with (B16) yields that for any $\epsilon > 0$,

$$\Pr\left(\left|\frac{1}{n} \sum_{\ell=1}^n V_\ell\right| \geq \epsilon \mid \mathcal{G}\right) \leq 2 \exp\left(-c \frac{n\epsilon^2}{\max_{\ell} \|V_\ell\|_{\psi_2|\mathcal{G}}^2}\right) \leq 2 \exp\left(-c' \frac{n\lambda}{k} \epsilon^2\right) = 2 \exp\left(-c' \frac{M}{k} \epsilon^2\right),$$

for absolute constants $c, c' > 0$, where we used $n\lambda = M$. Multiplying by $\mathbf{1}_{E_{\text{bal}}}$ and taking expectation gives

$$\Pr\left(\left\{\left|\frac{1}{n} \sum_{\ell=1}^n V_\ell\right| \geq \epsilon\right\} \cap E_{\text{bal}}\right) \leq 2 \exp\left(-c' \frac{M}{k} \epsilon^2\right).$$

Therefore, by a union bound and (B15),

$$\Pr\left(\left|\widehat{\bar{F}^{(k)}(\mathcal{E}_a, \mathcal{E}_b)} - \bar{F}^{(k)}\right| \geq \epsilon\right) \leq n \exp\left(-\frac{\lambda}{8}\right) + 2 \exp\left(-c' \frac{M}{k} \epsilon^2\right). \quad (\text{B17})$$

Split the failure budget as $\delta = \delta_{\text{occ}} + \delta_{\text{est}}$ with $\delta_{\text{occ}} = \delta_{\text{est}} = \delta/2$. To ensure $m = n$ (equivalently $T_{\min} \geq k$) with probability at least $1 - \delta_{\text{occ}}$, we invoke (G6) with $t = k$ and $L = \log(1/\delta_{\text{occ}})$, yielding

$$M = \mathcal{O}\left(\frac{k + \log(1/\delta)}{p_{\min}}\right),$$

and in particular (for the uniform case $p_{\min} = 1/n$),

$$M = \mathcal{O}\left(n\left(k + \log \frac{n}{\delta}\right)\right).$$

This occupancy choice also makes the first term in (B17) at most δ_{occ} up to absolute constants, since requiring $n \exp(-\lambda/8) \leq \delta_{\text{occ}}$ is equivalent to $M \geq 8n \log(\frac{n}{\delta_{\text{occ}}})$, which is absorbed by $n \log(\frac{n}{\delta})$ after adjusting constants.

It remains to control the estimation term in (B17): requiring

$$2 \exp\left(-c' \frac{M}{k} \epsilon^2\right) \leq \delta_{\text{est}} \iff M \geq \frac{k}{c' \epsilon^2} \log \frac{2}{\delta_{\text{est}}} = \mathcal{O}\left(\frac{k}{\epsilon^2} \log \frac{1}{\delta}\right)$$

gives the sharp- ϵ contribution. Combining the occupancy requirement (by (G6)) with the above yields

$$M = \mathcal{O}\left(\max\left\{\frac{k}{\epsilon^2} \log \frac{1}{\delta}, \frac{k + \log(1/\delta)}{p_{\min}}\right\}\right),$$

and for the uniform case $p_{\min} = 1/n$,

$$M = \mathcal{O}\left(\max\left\{\frac{k}{\epsilon^2} \log \frac{1}{\delta}, n\left(k + \log \frac{n}{\delta}\right)\right\}\right), \quad n = N^2.$$

This completes Case 2.

Combine Case 1 and Case 2, we have the final result. □

4. Proof of Theorem V.4

Proof. In this proof, we use C for universal constant whose value may differ line by line. To prove the lower bound of the sample complexity to estimate MMD- k , we need to construct two pairs of ensembles that can yield their MMD- k hard to discriminate. For that, Section G 5 enables us to construct two quantum ensembles $\mathcal{E}_0, \mathcal{E}_1$ whose fidelity matrix is $F_0 : X_{ij} \stackrel{\text{i.i.d.}}{\sim} \mu_0$, (respectively, $F_1 : X_{ij} \stackrel{\text{i.i.d.}}{\sim} \mu_1$) satisfying $|\theta_1 - \theta_0| = \Delta_k = 2\epsilon$ and $\|\mu_0 - \mu_1\|_{\text{TV}} \leq \epsilon N^k$ for $\theta_1 = \mathbb{E}_{\mu_1} X^k$ and $\theta_2 = \mathbb{E}_{\mu_2} X^k$. P_0 (respectively P_1) denotes the distribution of $(R_j, L_j)_{j=1}^M$ under H_0 (resp. H_1). Assume an estimator $\hat{\theta}$ satisfies that $\Pr_{H_i}(|\hat{\theta} - \theta_i| \leq \epsilon) \geq 1 - \delta$ for $i = 0, 1$. Then we could therefore define a test $\Psi := \mathbf{1}\{\hat{\theta} > (\theta_0 + \theta_1)/2\}$ and the corresponding type-I error $\Pr_{H_0}(\Psi = 1) \leq \delta$ as well as the type-II error $\Pr_{H_1}(\Psi = 0) \leq \delta$. Bretagnolle–Huber inequality [25] gives that

$$2\delta \geq \Pr_{H_0}(\Psi = 1) + \Pr_{H_1}(\Psi = 0) \geq \frac{1}{2} \exp(-\text{KL}(P_1 \| P_0)). \quad (\text{B18})$$

Note that

$$\begin{aligned} \text{KL}(P_1 \| P_0) &= \text{KL}(P_1(R_m | L_m) \| P_0(R_m | L_m)) \\ &= \sum_{\ell=1}^{N^2} \text{KL}(Q_{1, T_\ell} \| Q_{0, T_\ell}) \leq \sum_{\ell=1}^{N^2} \chi^2(Q_{1, T_\ell} \| Q_{0, T_\ell}). \end{aligned}$$

For $\mathbf{r} = (r_1, \dots, r_s) \in \{-1, +1\}^s$, we have that

$$Q_{i,s}(\mathbf{r}) := \mathbb{E}_{X \sim \mu_i} \left[\prod_{t=1}^s \frac{1 + r_t X}{2} \right] = 2^{-s} \sum_{j=0}^s m_j^{(i)} e_j(\mathbf{r}),$$

where $e_j(\mathbf{r}) := \sum_{|S|=j} \prod_{t \in S} r_t$. One could check that $\sum_{\mathbf{r} \in \{-1, +1\}^s} e_j(\mathbf{r}) e_{j'}(\mathbf{r}) = 0$ for $j \neq j'$ and $\sum_{\mathbf{r}} e_j^2(\mathbf{r}) = 2^s \binom{s}{j}$. Note that $X \in [0, \alpha/N]$ (α is fixed here, see G.5 for details),

$$Q_{0,s}(\mathbf{r}) = 2^{-s} \mathbb{E}_{X \sim \mu_i} \left[\prod_{t=1}^s (1 + r_t X) \right] \geq 2^{-s} (1 - \alpha/N)^s.$$

Denote $\Delta m_j := m_j^{(1)} - m_j^{(0)}$ and we have by our construction that $m_j = 0$ for $j = 0, \dots, k-1$ and for $j \geq k$,

$$|\Delta m_j| \leq \epsilon N^k (\alpha/N)^j \leq C \epsilon (1/N)^{j-k}.$$

As a result,

$$\sum_{\mathbf{r}} (Q_{1,s}(\mathbf{r}) - Q_{0,s}(\mathbf{r}))^2 = \sum_{\mathbf{r}} 2^{-2s} \sum_{j=k}^s (\Delta m_j)^2 e_j^2(\mathbf{r}) = 2^{-s} \sum_{j=k}^s (\Delta m_j)^2 \binom{s}{j}.$$

So we get that

$$\begin{aligned} \chi^2(Q_{1,s} \| Q_{0,s}) &= \sum_{\mathbf{r}} \frac{(Q_{1,s}(\mathbf{r}) - Q_{0,s}(\mathbf{r}))^2}{Q_{0,s}(\mathbf{r})} \leq (1 - 1/N)^{-s} \sum_{j=k}^s (\Delta m_j)^2 \binom{s}{j} \\ &\leq C \epsilon^2 (1 - 1/N)^{-s} \sum_{j=k}^s \binom{s}{j} \left(\frac{1}{N} \right)^{2(j-k)} \leq C \epsilon^2 (1 - 1/N)^{-s} \binom{s}{k} \sum_{t=0}^{s-k} \frac{1}{t!} \left(\frac{s}{N^2} \right)^t \\ &\leq C \epsilon^2 (1 - 1/N)^{-s} \binom{s}{k} \exp \left(\frac{s}{N^2} \right) \leq C \epsilon^2 \binom{s}{k}. \end{aligned}$$

Thus, we obtain that

$$\text{KL}(P_1 \| P_0) \leq \left[\sum_{T_\ell \geq k} \chi^2(Q_{1,T_\ell} \| Q_{0,T_\ell}) \right] \leq C \epsilon^2 \left[\sum_{\ell=1}^{N^2} \binom{T_\ell}{k} \right] = C \epsilon^2 \frac{\binom{M}{k}}{N^{2k-2}}. \quad (\text{B19})$$

So we have by (B18) and (B19) that

$$M \geq C N^{2-2/k} \left(\frac{k! \log(1/\delta)}{\epsilon^2} \right)^{1/k}.$$

□

5. Proof of Theorem V.5

Proof. Let $n := N^2$ be the number of labels. Draw M labels L_1, \dots, L_M i.i.d. uniformly from $[n]$ and let $T_\ell := \sum_{i=1}^M \mathbf{1}\{L_i = \ell\}$ be the occupancy of label ℓ . Then $(T_1, \dots, T_n) \sim \text{Multinomial}(M; 1/n, \dots, 1/n)$ and each marginal satisfies

$$T_\ell \sim \text{Bin}\left(M, \frac{1}{n}\right), \quad \mu := \mathbb{E}[T_\ell] = \frac{M}{n}.$$

Recall $m = \sum_{\ell=1}^n \mathbf{1}\{T_\ell \geq k\}$ and the estimator uses only labels with $T_\ell \geq k$.

a. Lower bound. Fix $\eta \in (0, 1)$ and set $M = (1 - \eta)nk$, so $\mu = (1 - \eta)k$. For a fixed ℓ , write $k = (1 + \alpha)\mu$ with $\alpha = \eta/(1 - \eta)$. By the Chernoff bound as Proposition G.4,

$$\Pr(T_\ell \geq k) = \Pr(T_\ell \geq (1 + \alpha)\mu) \leq \exp\left(-\frac{\mu\alpha^2}{2 + \alpha}\right).$$

A direct calculation gives

$$\frac{\mu\alpha^2}{2 + \alpha} = \frac{(1 - \eta)k \cdot (\eta/(1 - \eta))^2}{2 + \eta/(1 - \eta)} = \frac{\eta^2}{2 - \eta} k,$$

hence $\Pr(T_\ell \geq k) \leq \exp\left(-\frac{\eta^2}{2-\eta}k\right)$. By the union bound,

$$\Pr(m \geq 1) = \Pr(\exists \ell : T_\ell \geq k) \leq \sum_{\ell=1}^n \Pr(T_\ell \geq k) \leq n \exp\left(-\frac{\eta^2}{2-\eta}k\right).$$

Thus if $k \geq \frac{2-\eta}{\eta^2} \log \frac{n}{\delta}$, then $\Pr(m = 0) \geq 1 - \delta$. In particular, for $k \sim N$ we have $k \gg \log n$, so with high probability $m = 0$ when $M = (1 - \eta)nk$. Therefore any (ϵ, δ) -guarantee requires $M = \Omega(nk) = \Omega(N^2k)$.

b. Upper bound. Fix $\eta \in (0, 1)$ and set $M = (1 + \eta)nk$, so $\mu = (1 + \eta)k$. For a fixed ℓ , write $k = (1 - \beta)\mu$ with $\beta = \eta/(1 + \eta)$. By the Chernoff lower-tail bound as Proposition G.4,

$$\Pr(T_\ell < k) \leq \Pr(T_\ell \leq (1 - \beta)\mu) \leq \exp\left(-\frac{\mu\beta^2}{2}\right) = \exp\left(-\frac{\eta^2}{2(1 + \eta)}k\right).$$

Union bound over $\ell \in [n]$ yields

$$\Pr(T_{\min} < k) \leq n \exp\left(-\frac{\eta^2}{2(1 + \eta)}k\right).$$

Hence if $k \geq \frac{2(1+\eta)}{\eta^2} \log \frac{n}{\delta}$, then $\Pr(T_{\min} \geq k) \geq 1 - \delta$, and thus $m = n$.

For $m = n$, an upper bound of sample complexity is given by $\frac{k}{\epsilon^2} \log \frac{1}{\delta}$ (see Theorem B.7), for large N , we can assume $nk > \frac{k}{\epsilon^2} \log \frac{1}{\delta}$, thus only keep nk as the upper bound.

Combining the lower and upper bounds, for $k \sim N$ we obtain $M = \Theta(nk) = \Theta(N^2k)$ (equivalently, $M = \Theta(N^3)$ when $k = \Theta(N)$). \square

6. Proof of Theorem VII.2

We prove Theorem VII.2 by two steps, we first consider the error introduced by replacing states with central states defined in Definition VII.1, and then consider the error introduced by relabeling in the SWAP test.

Lemma B.8 (Error introduced by central states). *Consider two N -state quantum ensembles \mathcal{E}_1 and \mathcal{E}_2 , suppose states in each of them can be divided into n ϵ -balls with radius ϵ_b around n states uniformly, and we are given the prior information about which ϵ -ball every state falls into. If we use the central states of ϵ -balls to calculate the MMD- k metric, the error introduced is*

$$\Delta(\mathcal{D}^{(k)}(\mathcal{E}_1, \mathcal{E}_2)) = |\mathcal{D}^{(k)}(\mathcal{E}_1, \mathcal{E}_2) - \mathcal{D}^{(k)}(\tilde{\mathcal{E}}_1, \tilde{\mathcal{E}}_2)| \leq 16k\sqrt{\epsilon_b}. \quad (\text{B20})$$

Proof. Consider two states $|\psi\rangle, |\phi\rangle$ sampled from ensembles and their corresponding central states $|\tilde{\psi}\rangle, |\tilde{\phi}\rangle$, denote $d(\psi, \psi) = \sqrt{1 - |\langle\psi|\phi\rangle|^2}$, then by Definition VII.1, we have

$$d(\psi, \tilde{\psi}) \leq \sqrt{\epsilon_b}, \quad d(\phi, \tilde{\phi}) \leq \sqrt{\epsilon_b}. \quad (\text{B21})$$

We consider the error on the fidelity

$$|X(\psi, \phi) - X(\tilde{\psi}, \tilde{\phi})| = |d(\psi, \phi)^2 - d(\tilde{\psi}, \tilde{\phi})^2| \leq 2|d(\psi, \phi) - d(\tilde{\psi}, \tilde{\phi})| \leq 2(d(\psi, \tilde{\psi}) + d(\phi, \tilde{\phi})) \leq 4\sqrt{\epsilon_b}, \quad (\text{B22})$$

here the second inequality comes from triangle inequality. Then (property of k -Lipschitz on $[0, 1]$)

$$|X(\psi, \phi)^k - X(\tilde{\psi}, \tilde{\phi})^k| \leq k|X(\psi, \phi) - X(\tilde{\psi}, \tilde{\phi})| \leq 4k\sqrt{\epsilon_b}. \quad (\text{B23})$$

Average over Eq. (B23), we have $|\bar{F}^{(k)} - \tilde{\bar{F}}^{(k)}| \leq 4k\sqrt{\epsilon_b}$, since the formula of $\mathcal{D}^{(k)}$ Eq. (3) has four \bar{F} terms, we have $|\mathcal{D}^{(k)} - \tilde{\mathcal{D}}^{(k)}| \leq 16k\sqrt{\epsilon_b}$. \square

Now we examine what value is estimated by SWAP test and U-state estimator Eq. (9) when considering the ϵ -model. Instead of N^2 pairs of states, we now sample from n^2 pairs of balls, so it is important to figure out the value we are estimating using the U-stat estimator Eq. (9).

We denote the n balls in the ϵ -model by $\{B_a\}_{a=1}^n$, and let $|\tilde{\psi}_a\rangle$ be the chosen central state of ball B_a . For a pair of balls (B_a, B_b) , define the (conditional) mean fidelity

$$\mu_{ab} := \mathbb{E}[|\langle\psi|\phi\rangle|^2 \mid \psi \in B_a, \phi \in B_b], \quad (\text{B24})$$

where $|\psi\rangle, |\phi\rangle$ are sampled uniformly from the corresponding balls. Recall that the SWAP test output $R \in \{0, 1\}$ satisfies $\mathbb{E}[R \mid \psi, \phi] = |\langle\psi|\phi\rangle|^2$. Therefore, if in each trial we first sample a ball-pair label (a, b) and then sample (ψ, ϕ) uniformly from $B_a \times B_b$, the induced random variable R_{ab} (the SWAP outcome conditioned on label (a, b)) obeys

$$\mathbb{E}[R_{ab} \mid a, b] = \mathbb{E}[\mathbb{E}[R \mid \psi, \phi] \mid a, b] = \mathbb{E}[|\langle\psi|\phi\rangle|^2 \mid \psi \in B_a, \phi \in B_b] = \mu_{ab}. \quad (\text{B25})$$

Now fix a ball-pair label $\ell = (a, b)$ and write $\mu_\ell = \mu_{ab}$. Conditioned on ℓ , the samples $\{R_{\ell,t}\}_{t=1}^{T_\ell}$ are i.i.d. Bernoulli random variables with mean μ_ℓ . Define the corresponding order- k U-statistic kernel (cf. Eq. (9))

$$Z_\ell := \frac{1}{\binom{T_\ell}{k}} \sum_{1 \leq t_1 < \dots < t_k \leq T_\ell} \prod_{j=1}^k R_{\ell,t_j}. \quad (\text{B26})$$

By independence and symmetry,

$$\mathbb{E}[Z_\ell \mid \ell] = \mathbb{E}\left[\prod_{j=1}^k R_{\ell,t_j} \mid \ell\right] = \prod_{j=1}^k \mathbb{E}[R_{\ell,t_j} \mid \ell] = \mu_\ell^k. \quad (\text{B27})$$

Averaging over the random label ℓ , we see that the estimator constructed from $\{Z_\ell\}$ is estimating the *coarsened* k -moment functional

$$\bar{F}_{\text{ball}}^{(k)} := \mathbb{E}_\ell[\mu_\ell^k], \quad (\text{B28})$$

rather than the original $\bar{F}^{(k)} = \mathbb{E}[X^k]$ with $X = |\langle\psi|\phi\rangle|^2$. Accordingly, the induced coarsened MMD- k quantity is

$$D_{\text{ball}}^{(k)}(\mathcal{E}_1, \mathcal{E}_2) := \bar{F}_{\text{ball}}^{(k)}(\mathcal{E}_1, \mathcal{E}_1) + \bar{F}_{\text{ball}}^{(k)}(\mathcal{E}_2, \mathcal{E}_2) - 2\bar{F}_{\text{ball}}^{(k)}(\mathcal{E}_1, \mathcal{E}_2). \quad (\text{B29})$$

We next quantify the approximation error between the original quantity $D^{(k)}(\mathcal{E}_1, \mathcal{E}_2)$ and its coarsened version $D_{\text{ball}}^{(k)}(\mathcal{E}_1, \mathcal{E}_2)$. Fix a ball-pair label $\ell = (a, b)$ and denote the central-state fidelity by

$$\tilde{x}_\ell := |\langle\tilde{\psi}_a|\tilde{\phi}_b\rangle|^2.$$

Lemma B.8 implies that for any $|\psi\rangle \in B_a$ and $|\phi\rangle \in B_b$,

$$||\langle\psi|\phi\rangle|^{2k} - \tilde{x}_\ell^k| \leq 4k\sqrt{\epsilon_b}, \quad ||\langle\psi|\phi\rangle|^2 - \tilde{x}_\ell| \leq 4\sqrt{\epsilon_b}. \quad (\text{B30})$$

Taking conditional expectation over $\psi \in B_a$ and $\phi \in B_b$ gives

$$|\mathbb{E}[X^k \mid \ell] - \tilde{x}_\ell^k| \leq \mathbb{E}[|X^k - \tilde{x}_\ell^k| \mid \ell] \leq 4k\sqrt{\epsilon_b}, \quad (\text{B31})$$

$$|\mu_\ell - \tilde{x}_\ell| = |\mathbb{E}[X \mid \ell] - \tilde{x}_\ell| \leq \mathbb{E}[|X - \tilde{x}_\ell| \mid \ell] \leq 4\sqrt{\epsilon_b}, \quad (\text{B32})$$

where $X = |\langle\psi|\phi\rangle|^2$. Moreover, since $x \mapsto x^k$ is k -Lipschitz on $[0, 1]$,

$$|\mu_\ell^k - \tilde{x}_\ell^k| \leq k |\mu_\ell - \tilde{x}_\ell| \leq 4k\sqrt{\epsilon_b}. \quad (\text{B33})$$

Combining Eqs. (B31) and (B33), we obtain the per-label bound

$$|\mathbb{E}[X^k \mid \ell] - \mu_\ell^k| \leq |\mathbb{E}[X^k \mid \ell] - \tilde{x}_\ell^k| + |\mu_\ell^k - \tilde{x}_\ell^k| \leq 8k\sqrt{\epsilon_b}. \quad (\text{B34})$$

Averaging over ℓ yields

$$|\bar{F}^{(k)} - \bar{F}_{\text{ball}}^{(k)}| \leq 8k\sqrt{\epsilon_b}. \quad (\text{B35})$$

Finally, applying Eq. (B35) to the three terms in $D^{(k)} = \bar{F}^{(k)}(\mathcal{E}_1, \mathcal{E}_1) + \bar{F}^{(k)}(\mathcal{E}_2, \mathcal{E}_2) - 2\bar{F}^{(k)}(\mathcal{E}_1, \mathcal{E}_2)$, we obtain

$$\begin{aligned} \left| D^{(k)}(\mathcal{E}_1, \mathcal{E}_2) - D_{\text{ball}}^{(k)}(\mathcal{E}_1, \mathcal{E}_2) \right| &\leq \left| \bar{F}_{11}^{(k)} - \bar{F}_{\text{ball},11}^{(k)} \right| + \left| \bar{F}_{22}^{(k)} - \bar{F}_{\text{ball},22}^{(k)} \right| + 2 \left| \bar{F}_{12}^{(k)} - \bar{F}_{\text{ball},12}^{(k)} \right| \\ &\leq 8k\sqrt{\epsilon_b} + 8k\sqrt{\epsilon_b} + 2 \cdot 8k\sqrt{\epsilon_b} = 32k\sqrt{\epsilon_b}. \end{aligned} \quad (\text{B36})$$

Therefore, if we set $\epsilon' := \epsilon - 32k\sqrt{\epsilon_b} > 0$ and choose M such that

$$\Pr\left(\left|\hat{D}^{(k)} - D_{\text{ball}}^{(k)}(\mathcal{E}_1, \mathcal{E}_2)\right| \leq \epsilon'\right) \geq 1 - \delta, \quad (\text{B37})$$

then by the triangle inequality and Eq. (B36) we have

$$\Pr\left(\left|\hat{D}^{(k)} - D^{(k)}(\mathcal{E}_1, \mathcal{E}_2)\right| \leq \epsilon\right) \geq 1 - \delta.$$

The sample complexity to obtain the additive error ϵ' and failure probability δ in Eq. (B37) is (given by Eq. (10)) is

$$M = \mathcal{O}\left(\left(\frac{k!}{(\epsilon - 32k\sqrt{\epsilon_b})^2} \log\left(\frac{1}{\delta}\right)\right)^{\frac{1}{k}} n^{2-\frac{2}{k}}\right),$$

with conditions $\epsilon > 32k\sqrt{\epsilon_b}$ and $n^2 \geq \frac{k!}{(\epsilon - 32k\sqrt{\epsilon_b})^2} \log \frac{1}{\delta}$.

7. Proof of Theorem VIII.1

Proof. Upper bound. Fix $k \geq 1$. To estimate $\bar{F}^{(k)}(\mathcal{E}_1, \mathcal{E}_2)$, draw i.i.d. pairs (i_t, j_t) with $i_t \sim p$ and $j_t \sim q$, and observe

$$Z_t := X_{i_t j_t}^k \in [0, 1].$$

Then $\mathbb{E}[Z_t] = \bar{F}^{(k)}(\mathcal{E}_1, \mathcal{E}_2)$ and the sample mean

$$\hat{\bar{F}}_{12}^{(k)} := \frac{1}{m} \sum_{t=1}^m Z_t$$

satisfies Hoeffding's inequality: for any $\eta > 0$,

$$\Pr\left(\left|\hat{\bar{F}}_{12}^{(k)} - \bar{F}^{(k)}(\mathcal{E}_1, \mathcal{E}_2)\right| \geq \eta\right) \leq 2\exp(-2m\eta^2). \quad (\text{B38})$$

The same argument applies to $\bar{F}^{(k)}(\mathcal{E}_1, \mathcal{E}_1)$ and $\bar{F}^{(k)}(\mathcal{E}_2, \mathcal{E}_2)$ by drawing i.i.d. pairs from $p \times p$ and $q \times q$, respectively. Use independent samples (or split a total budget) to obtain estimators $\hat{\bar{F}}_{11}^{(k)}, \hat{\bar{F}}_{22}^{(k)}, \hat{\bar{F}}_{12}^{(k)}$, each from m samples, and set

$$\hat{D}^{(k)} := \hat{\bar{F}}_{11}^{(k)} + \hat{\bar{F}}_{22}^{(k)} - 2\hat{\bar{F}}_{12}^{(k)}.$$

By the triangle inequality,

$$\begin{aligned} \left|\hat{D}^{(k)} - D^{(k)}\right| &\leq \left|\hat{\bar{F}}_{11}^{(k)} - \bar{F}^{(k)}(\mathcal{E}_1, \mathcal{E}_1)\right| + \left|\hat{\bar{F}}_{22}^{(k)} - \bar{F}^{(k)}(\mathcal{E}_2, \mathcal{E}_2)\right| \\ &\quad + 2\left|\hat{\bar{F}}_{12}^{(k)} - \bar{F}^{(k)}(\mathcal{E}_1, \mathcal{E}_2)\right|. \end{aligned} \quad (\text{B39})$$

Hence it suffices that each of the three deviations is at most $\epsilon/4$. Let $\eta = \epsilon/4$ in (B38) and allocate failure probability $\delta/3$ to each estimate. By a union bound,

$$\Pr\left(\left|\hat{D}^{(k)} - D^{(k)}\right| > \epsilon\right) \leq \delta$$

provided

$$2\exp(-2m(\epsilon/4)^2) \leq \frac{\delta}{3}, \quad \text{i.e.} \quad m \geq \frac{8}{\epsilon^2} \log \frac{6}{\delta}.$$

With total samples $M = 3m$, we get

$$M = \mathcal{O}\left(\frac{1}{\epsilon^2} \log \frac{1}{\delta}\right).$$

This bound is independent of N_1, N_2 and k because $Z_t \in [0, 1]$.

Lower bound. Consider the special case of estimating the mean of a Bernoulli random variable: $Z \in \{0, 1\}$ with $\mathbb{E}[Z] = \mu$. This is a special case of the oracle model above (e.g., by restricting to ensembles for which X^k takes only values 0 and 1). It is a standard fact [25] in minimax mean estimation / hypothesis testing that any estimator $\hat{\mu}$ achieving

$$\Pr(|\hat{\mu} - \mu| \leq \epsilon) \geq 1 - \delta$$

for all μ must use

$$M = \Omega\left(\frac{1}{\epsilon^2} \log \frac{1}{\delta}\right)$$

samples (e.g., by distinguishing $\mu = \frac{1}{2} - \epsilon$ from $\mu = \frac{1}{2} + \epsilon$ using product Bernoulli distributions and applying information-theoretic testing lower bounds). Therefore the same lower bound applies to estimating $D^{(k)}$ in the oracle model.

Combining the upper and lower bounds yields $M = \Theta(\epsilon^{-2} \log(1/\delta))$. \square

Appendix C: The algorithm of numerical simulation

As shown in Algorithm 1, we estimated minimum number of shots needed $M(N, \epsilon, \delta)$ by bisection method. The initial maximum value is the upper bound given by theorems in Section V, denoted by M_{hoeff} , to make the results robust, before bisection search, we test if M_{hoeff} can achieve the additive error ϵ and the failure probability δ , and adjust the maximum value if needed. The number of repetitions $K = 30$, the number of trials $T = 20$.

Appendix D: Details on QUDDPM and training

We summarize the schematic (Fig. 5) and the layerwise training protocol (Fig. 6) of the quantum denoising diffusion probabilistic model (QuDDPM). Let \mathcal{E}_0 be an unknown distribution over n -qubit pure states on $\mathcal{V} \simeq (\mathbb{C}^2)^{\otimes n}$. The training dataset is an ensemble

$$S_0 = \{|\psi_i^{(0)}\rangle\}_{i=1}^N \sim \mathcal{E}_0,$$

and the objective is to learn a generative procedure that outputs samples $|\tilde{\psi}^{(0)}\rangle$ whose induced ensemble $\tilde{\mathcal{E}}_0$ matches \mathcal{E}_0 . QuDDPM introduces a sequence of intermediate ensembles $\{S_k\}_{k=0}^T$ (forward diffusion) and $\{\tilde{S}_k\}_{k=0}^T$ (backward denoising), where T is the number of diffusion steps shown in Fig. 5.

The forward (noisy) diffusion is implemented by applying random scrambling unitaries. For each training sample $|\psi_i^{(0)}\rangle$, draw a depth- T scrambling circuit consisting of unitaries $\{U_\ell^{(i)}\}_{\ell=1}^T$, and define the diffused states by

$$|\psi_i^{(k)}\rangle := \left(\prod_{\ell=1}^k U_\ell^{(i)}\right) |\psi_i^{(0)}\rangle, \quad k = 0, 1, \dots, T.$$

The corresponding intermediate ensemble is $S_k := \{|\psi_i^{(k)}\rangle\}_{i=1}^N$. As k increases, the ensemble transitions from structured data ($k = 0$) toward an (approximately) unstructured noise ensemble ($k = T$), as illustrated in Fig. 5(a–b).

The backward (denoising) process starts from a noise ensemble $\tilde{S}_T = \{|\tilde{\psi}_i^{(T)}\rangle\}_{i=1}^N$ and applies a sequence of parametrized quantum circuits (PQCs) $\{\tilde{U}_k(\theta_k)\}_{k=1}^T$, each acting on the n system qubits together with n_A ancilla qubits initialized in $|0\rangle^{\otimes n_A}$, followed by a projective measurement of the ancillas in the computational basis, as in Fig. 5(c–d). One denoising step can be written schematically as

$$|\tilde{\psi}_i^{(k-1)}\rangle \leftarrow \text{Meas}_A \left[\tilde{U}_k(\theta_k) (|\tilde{\psi}_i^{(k)}\rangle \otimes |0\rangle^{\otimes n_A}) \right], \quad k = T, T-1, \dots, 1,$$

Algorithm1 Estimating the minimum sample $M(N, \epsilon, \delta)$ to estimate a distance metric between ensembles

Input: Ensemble samplers $\mathcal{E}_1, \mathcal{E}_2$; ensemble size N ; additive error $\epsilon > 0$; failure probability $\delta \in (0, 1)$; repetitions K ; number of trials T ; metric/estimator $D(\cdot, \cdot)$ (e.g., Wasserstein or MMD- k and the corresponding estimator); initial guess $M_{\text{hoeff}}(N, \epsilon, \delta)$ given by upper bounds; maximum bracketing expansions J_{max} .

Output: Trial-wise estimates $\{M^{(t)}\}_{t=1}^T$ and an aggregate $\widehat{M}(N, \epsilon, \delta)$.

for $t = 1$ to T **do**

Sample $\mathcal{S}_1^{(t)} = \{|\psi_1\rangle^{(t)}, \dots, |\psi_N\rangle^{(t)}\} \stackrel{\text{i.i.d.}}{\sim} \mathcal{E}_1$ and $\mathcal{S}_2^{(t)} = \{|\phi_1\rangle^{(t)}, \dots, |\phi_N\rangle^{(t)}\} \stackrel{\text{i.i.d.}}{\sim} \mathcal{E}_2$ independently.

Compute $D_{\text{true}}^{(t)} \leftarrow D(\mathcal{S}_1^{(t)}, \mathcal{S}_2^{(t)})$.

$lo \leftarrow 0$, $hi \leftarrow M_{\text{hoeff}}(N, \epsilon, \delta)$.

(Robust bracketing to ensure hi passes)

$j \leftarrow 0$

repeat

$s \leftarrow 0$

for $r = 1$ to K **do**

Using hi shots, compute $\widehat{D}^{(t,r)}(hi)$ from $\mathcal{S}_1^{(t)}, \mathcal{S}_2^{(t)}$.

if $\widehat{D}^{(t,r)}(hi)$ is defined and $|\widehat{D}^{(t,r)}(hi) - D_{\text{true}}^{(t)}| \leq \epsilon$ **then**

$s \leftarrow s + 1$

end if

end for

$p_{hi} \leftarrow s/K$

if $p_{hi} < 1 - \delta$ **then**

$hi \leftarrow 2hi$; $j \leftarrow j + 1$

end if

until ($p_{hi} \geq 1 - \delta$) or ($j \geq J_{\text{max}}$)

(Bisection with the same stopping rule as the implementation)

while $hi - lo > \max\{100, \lfloor hi/50 \rfloor\}$ **do**

$mid \leftarrow \lfloor (lo + hi)/2 \rfloor$

if $mid = 0$ **then**

$lo \leftarrow mid$

continue

end if

$s \leftarrow 0$

for $r = 1$ to K **do**

Using mid shots, compute $\widehat{D}^{(t,r)}(mid)$ from $\mathcal{S}_1^{(t)}, \mathcal{S}_2^{(t)}$.

if $\widehat{D}^{(t,r)}(mid)$ is defined and $|\widehat{D}^{(t,r)}(mid) - D_{\text{true}}^{(t)}| \leq \epsilon$ **then**

$s \leftarrow s + 1$

end if

end for

$p_{mid} \leftarrow s/K$

if $p_{mid} \geq 1 - \delta$ **then**

$hi \leftarrow mid$

else

$lo \leftarrow mid$

end if

end while

Set $M^{(t)} \leftarrow hi$.

end for

Aggregate $\widehat{M}(N, \epsilon, \delta)$ from $\{M^{(t)}\}_{t=1}^T$ (mean and std).

which defines the intermediate denoising ensembles $\tilde{S}_k := \{|\tilde{\psi}_i^{(k)}\rangle\}_{i=1}^{\tilde{N}}$ down to \tilde{S}_0 . After training, generation proceeds by drawing $|\tilde{\psi}^{(T)}\rangle \sim \tilde{S}_T$ and applying the learned denoising steps sequentially from $k = T$ to 1 to obtain a sample $|\tilde{\psi}^{(0)}\rangle$.

Training is performed in T cycles and proceeds from the earliest denoising block \tilde{U}_T toward the last block \tilde{U}_1 , as summarized in Fig. 6. At the cycle corresponding to index k , the forward ensemble S_k is prepared by applying the scrambling unitaries up to step k on the dataset. In parallel, the current model ensemble \tilde{S}_k is prepared by starting from \tilde{S}_T and applying the already-trained denoising blocks $\tilde{U}_T, \tilde{U}_{T-1}, \dots, \tilde{U}_{k+1}$ down to step k . The parameters of the next block \tilde{U}_{k+1} are then updated while keeping all previously trained blocks fixed, with the objective of making \tilde{S}_k approach S_k at that diffusion depth. Repeating this layerwise procedure for $k = T - 1, T - 2, \dots, 0$ yields a trained reverse process that maps the noise ensemble \tilde{S}_T back to the data ensemble S_0 .

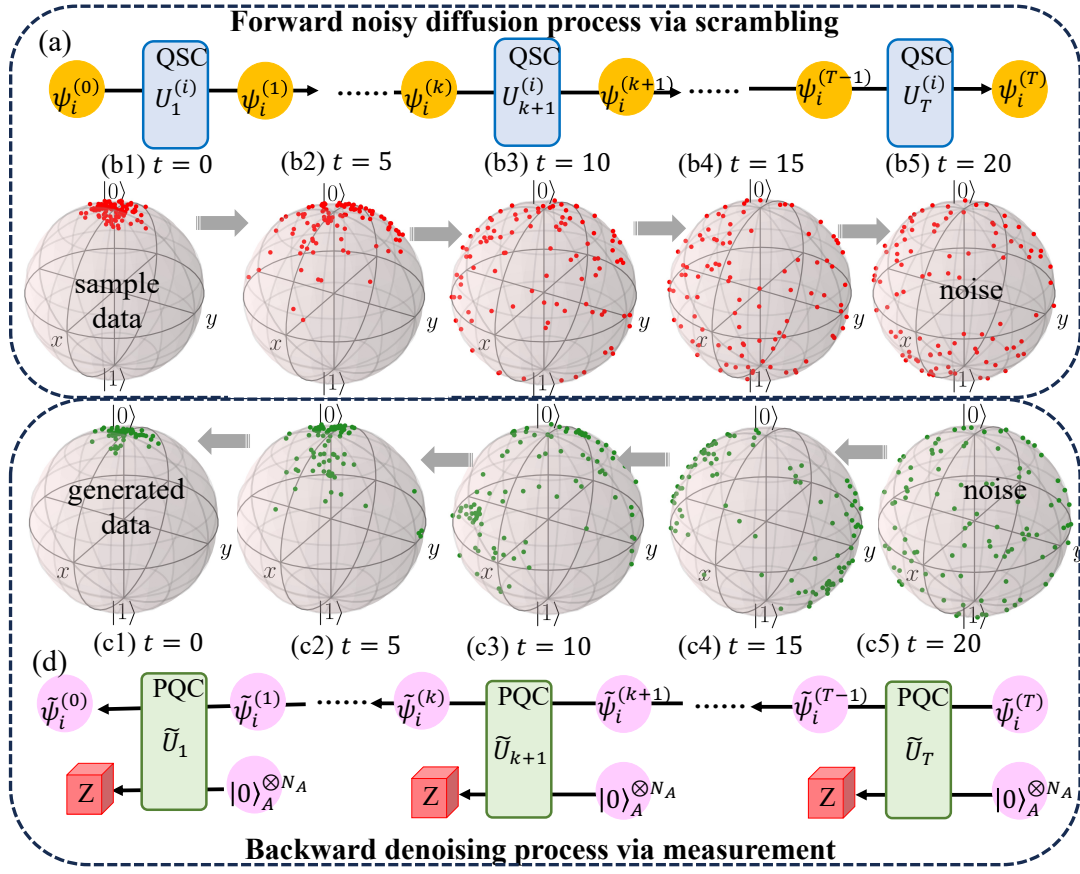


FIG. 5: Schematic of QUDDPM. Reprinted from Ref. [6]. Copyright (2024) American Physical Society. Used with permission. The forward noisy process is implemented by a quantum scrambling circuit (QSC) in (a), while in the backward denoising process is achieved via measurement enabled by ancilla and parametrized quantum circuit (PQC) in (d). Subplots (b1)-(b5) and (c1)-(c5) present the Bloch sphere dynamics in generation of states clustering around $|0\rangle$.

In our demonstration of application of MMD-2, we choose \mathcal{E}_0 to be the circular 1-qubit state ensemble, and \mathcal{S}_0 consists $N = 1000$ states, number of ancilla qubits in each measurement $n_a = 2$, number of steps $T = 60$, number of layers in each step $L = 6$. After training, we evaluate $\mathcal{L}(\hat{\mathcal{S}}_t, \mathcal{E}_0)$ across the step t , for ground diffusion data, training data, and testing data. As shown in Fig. 7, the values of both MMD-2 and Wasserstein of training and testing data match with the ground value well. It is noteworthy that $W(\hat{\mathcal{S}}_0, \mathcal{E}_0) \approx 0$ for training and testing data, meaning QUDDPM almost completely learns to generate the circular state ensemble only using MMD-2 as loss function.

In each training step, the number of iterations is 5000, we use the Adam optimizer [26] with learning rate $lr = 5 \times 10^{-4}$, and in the final step of training ($t = 0$, where the loss \mathcal{L} is near zero), we set $\mathcal{L}' = \sqrt{\mathcal{L}^2 + 10^{-8}}$ to enhance training stability. The training history for every step is shown in Fig. 8.

One may consider designing a QUDDPM that can generate k identical copies of states so that the sample complexity to estimate MMD- k will as small as MMD-1. However, it is impossible to design a nontrivial model to implement it.

Theorem D.1 (Impossibility of k -copies QUDDPM). *It is impossible to build a quantum circuit \mathcal{C} , such that*

$$\mathcal{C}\left(|0\rangle^{\otimes n_a} \otimes |\psi\rangle^{\otimes k}\right) = \sum_{i=0}^{2^{n_a}-1} |i\rangle \otimes (K_i|\psi\rangle)^{\otimes k},$$

where $\sum_i K_i^\dagger K_i = I$ are Kraus operators, n_a is number of ancilla qubits.

Proof. Let $|v\rangle := \sum_{i=0}^{2^{n_a}-1} |i\rangle \otimes (K_i|\psi\rangle)^{\otimes k}$, then

$$1 = \langle v|v\rangle = \sum_i \langle \psi|K_i^\dagger K_i|\psi\rangle^k = \sum_i p_i(\psi)^k,$$

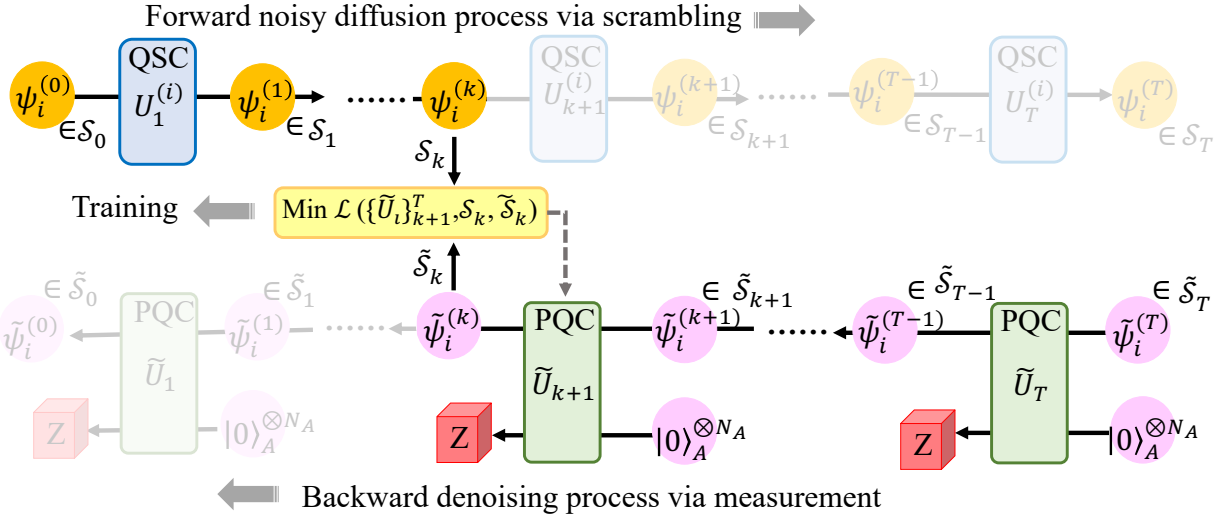


FIG. 6: Training process of QUDDPM. Reprinted from Ref. [6]. Copyright (2024) American Physical Society. Used with permission. The training of QuDDPM at each step $t = k$. Pairwise distance between states in generated ensemble $\tilde{\psi}_i^{(k)} \in \tilde{\mathcal{S}}_k$ and true diffusion ensemble $\psi_i^{(k)} \in \mathcal{S}_k$ is measured and utilized in the evaluation of the loss function \mathcal{L} .

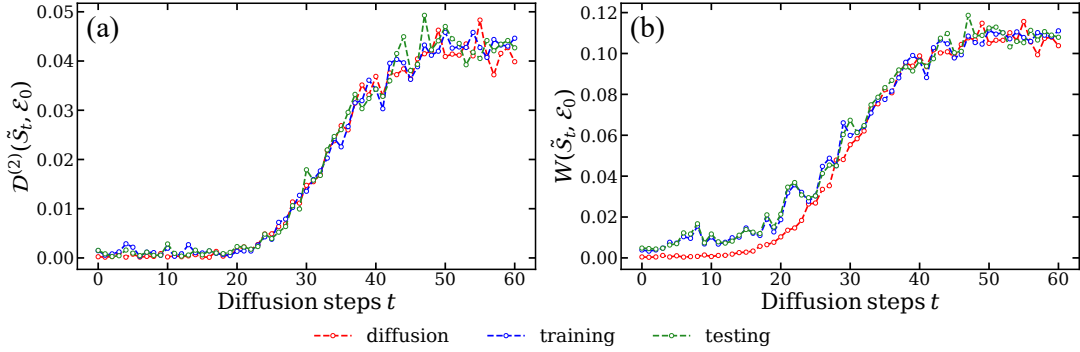


FIG. 7: $\mathcal{L}(\tilde{\mathcal{S}}_t, \mathcal{E}_0)$ across the step t , for ground diffusion data (red), training data (blue), and testing data (green), when \mathcal{L} is $\mathcal{D}^{(2)}$ (a, MMD-2) and W (b, Wasserstein).

and $\sum_i p_i(\psi) = \sum_i \langle \psi | K_i^\dagger K_i | \psi \rangle = 1$. But $\sum_i p_i(\psi)^k \leq \sum_i p_i(\psi)$ with the equality holds iff. only one $p_i = 1$ and others $p_j (j \neq i) = 0$, which means there is only one K_i , the Kraus operators reduce to one unitary operator. Then we have $\langle v | v \rangle = \sum_i p_i(\psi)^k < 1$, leads a contradiction. \square

Appendix E: Sample complexity of distance metrics on general ensembles

Here we consider the sample complexity to estimate MMD- k and Wasserstein between general ensembles $\mathcal{E}_1 = \{(p_i, |\psi_i\rangle)\}$ and $\mathcal{E}_2 = \{(q_j, |\phi_j\rangle)\}$ with N_1 and N_2 states, respectively.

Theorem E.1 (Sample complexity of Wasserstein distance between nonuniform ensembles). *Considering two pure quantum ensembles $\mathcal{E}_1 = \{(p_i, |\psi_i\rangle)\}$ and $\mathcal{E}_2 = \{(q_j, |\phi_j\rangle)\}$ consisting of N_1 and N_2 states respectively, the sample complexity to estimate the Wasserstein distance between the two ensembles using the same estimation process (except for the estimation of p_i and q_j , which can be estimated by $\hat{p}_i = \frac{1}{M} \sum_{t=1}^M \mathbf{1}\{i_t = i\}$ and $\hat{q}_j = \frac{1}{M} \sum_{t=1}^M \mathbf{1}\{j_t = j\}$) in Sec. V A is*

$$M = \mathcal{O}\left(\frac{1}{\omega_{\min}} \left(\frac{1}{\epsilon^2} \log \frac{N_1 N_2}{\delta} + \frac{N_1 N_2}{\delta}\right) + \frac{N_1 + N_2 + \log(1/\delta)}{\epsilon^2}\right), \quad (\text{E1})$$

where $\omega_{\min} = \min_{i,j} p_i q_j$, and ϵ is the additive error between estimated value and true value and δ is the failure probability.

Proof. We first consider the analog of Lemma B.5. Denote the Wasserstein distance calculated by solving the optimization problem Eq. (1) with the estimated values $\hat{C}, \hat{p}, \hat{q}$ as $\widehat{W} = W(\hat{C}; \hat{p}, \hat{q})$. The key point is:

$$|\widehat{W} - W| \leq |W(\hat{C}; \hat{p}, \hat{q}) - W(C; \hat{p}, \hat{q})| + |W(C; \hat{p}, \hat{q}) - W(C; p, q)|.$$

Using Lemma B.5, we can get if $\|\hat{C} - C\|_\infty \leq \eta_C$, then $|W(\hat{C}; \hat{p}, \hat{q}) - W(C; \hat{p}, \hat{q})| \leq \eta_C$.

The dual formulation of (1) [17] gives that

$$W(C; p, q) = \max_{u, v} u^\top p + v^\top q \quad \text{s.t.} \quad u_i + v_j \leq C_{ij} \quad \forall i, j.$$

Because $C_{ij} \in [0, 1]$, one can choose an optimal pair (u^*, v^*) satisfying $\|u^*\|_\infty \leq 1$ and $\|v^*\|_\infty \leq 1$ (use the shift invariance $u \rightarrow u + \alpha \mathbf{1}$, $v \rightarrow v - \alpha \mathbf{1}$ and the constraint $u_i + v_j \leq 1$). Then

$$\begin{aligned} W(C; \hat{p}, \hat{q}) - W(C; p, q) &= \max_{u, v} u^\top \hat{p} + v^\top \hat{q} - \max_{u, v} u^\top p + v^\top q \\ &\leq u^{*\top} (\hat{p} - p) + v^{*\top} (\hat{q} - q) \\ &\leq \|u^*\|_\infty \|\hat{p} - p\|_1 + \|v^*\|_\infty \|\hat{q} - q\|_1 \\ &\leq \|\hat{p} - p\|_1 + \|\hat{q} - q\|_1, \end{aligned}$$

and the same bound holds for $W(C; p, q) - W(C; \hat{p}, \hat{q})$. So we have

$$|\widehat{W} - W| \leq \|\hat{C} - C\|_\infty + \|\hat{p} - p\|_1 + \|\hat{q} - q\|_1. \quad (\text{E2})$$

To achieve error ϵ , we can ensure

$$\|\hat{C} - C\|_\infty \leq \epsilon/3, \quad \|\hat{p} - p\|_1 \leq \epsilon/3, \quad \|\hat{q} - q\|_1 \leq \epsilon/3$$

with total failure probability at most δ . Similar with Eq. (B2), we have the union bound

$$\Pr(\|\hat{C} - C\|_\infty > \eta_C) \leq 2N_1 N_2 \exp(-2T_{\min} \eta_C^2),$$

make the failure probability on estimating C at most $\delta/2$, we get

$$T_{\min} \geq \frac{1}{2\eta_C^2} \log \frac{4N_1 N_2}{\delta} \quad (\text{E3})$$

To achieve the T_{\min} in Eq. (E3), according to Eq. (G6) (here $n = N_1 N_2$), a sufficient M is

$$M \geq \frac{1}{\omega_{\min}} \left(\frac{1}{\epsilon^2} \log \frac{N_1 N_2}{\delta} + \log \frac{N_1 N_2}{\delta} \right). \quad (\text{E4})$$

Now consider M needed to precisely estimate p and q .

From each of the M trials we observe the index $i_t \in [N_1]$ drawn i.i.d. from p (the first coordinate of the sampled pair). Define the empirical distribution

$$\hat{p}_a := \frac{1}{M} \sum_{t=1}^M \mathbf{1}\{i_t = a\}, \quad a = 1, \dots, N_1.$$

We bound $\|\hat{p} - p\|_1$ via an expectation bound plus a bounded-differences concentration argument.

First, for each $a \in [N_1]$, \hat{p}_a is the average of M i.i.d. Bernoulli random variables with mean p_a , hence

$$\text{Var}(\hat{p}_a) = \frac{p_a(1-p_a)}{M} \leq \frac{p_a}{M}.$$

By Jensen's inequality,

$$\mathbb{E}|\hat{p}_a - p_a| \leq \sqrt{\mathbb{E}(\hat{p}_a - p_a)^2} = \sqrt{\text{Var}(\hat{p}_a)} \leq \sqrt{\frac{p_a}{M}}.$$

Summing over a and using Cauchy–Schwarz inequality,

$$\mathbb{E} \|\hat{p} - p\|_1 = \sum_{a=1}^{N_1} \mathbb{E} |\hat{p}_a - p_a| \leq \frac{1}{\sqrt{M}} \sum_{a=1}^{N_1} \sqrt{p_a} \leq \frac{1}{\sqrt{M}} \sqrt{N_1 \sum_{a=1}^{N_1} p_a} = \sqrt{\frac{N_1}{M}}. \quad (\text{E5})$$

Next, define $f(i_1, \dots, i_M) := \|\hat{p} - p\|_1$. If we change a single sample i_t to a different value i'_t , the empirical distribution changes by moving mass $1/M$ from one coordinate to another, so

$$\|\hat{p} - \hat{p}'\|_1 \leq \frac{2}{M},$$

and hence

$$|f(i_1, \dots, i_M) - f(i_1, \dots, i'_t, \dots, i_M)| \leq \frac{2}{M}.$$

By McDiarmid's inequality, for any $s > 0$,

$$\Pr(f - \mathbb{E}f \geq s) \leq \exp\left(-\frac{2s^2}{\sum_{t=1}^M (2/M)^2}\right) = \exp\left(-\frac{Ms^2}{2}\right).$$

Setting $s = \sqrt{\frac{2 \log(1/\delta_p)}{M}}$ yields

$$\Pr\left(\|\hat{p} - p\|_1 \geq \mathbb{E} \|\hat{p} - p\|_1 + \sqrt{\frac{2 \log(1/\delta_p)}{M}}\right) \leq \delta_p.$$

Combining with (E5), we obtain that with probability at least $1 - \delta_p$,

$$\|\hat{p} - p\|_1 \leq \sqrt{\frac{N_1}{M}} + \sqrt{\frac{2 \log(1/\delta_p)}{M}}.$$

The same argument can be applied to \hat{q} (defined analogously from the second coordinate indices $j_t \in [N_2]$) with N_1 replaced by N_2 and we omit the repetition.

To ensure $\|\hat{p} - p\|_1 \leq \epsilon/3$ and $\|\hat{q} - q\|_1 \leq \epsilon/3$ with total failure probability at most $\delta/2$, we set $\delta_p = \delta_q = \delta/4$ and require

$$\sqrt{\frac{N_1}{M}} + \sqrt{\frac{2 \log(4/\delta)}{M}} \leq \frac{\epsilon}{3}, \quad \sqrt{\frac{N_2}{M}} + \sqrt{\frac{2 \log(4/\delta)}{M}} \leq \frac{\epsilon}{3}.$$

A convenient sufficient condition is to make each summand at most $\epsilon/6$, which yields

$$M \geq \frac{36N_1}{\epsilon^2}, \quad M \geq \frac{36N_2}{\epsilon^2}, \quad M \geq \frac{72}{\epsilon^2} \log \frac{4}{\delta}. \quad (\text{E6})$$

Equivalently, up to constant factors,

$$M = \mathcal{O}\left(\frac{N_1 + N_2 + \log(1/\delta)}{\epsilon^2}\right)$$

suffices to guarantee $\|\hat{p} - p\|_1 \leq \epsilon/3$ and $\|\hat{q} - q\|_1 \leq \epsilon/3$ with probability at least $1 - \delta/2$. Combining with Eq. (E4), we can have the final result

$$M = \mathcal{O}\left(\frac{1}{\omega_{\min}} \left(\frac{1}{\epsilon^2} \log \frac{N_1 N_2}{\delta} + \log \frac{N_1 N_2}{\delta}\right) + \frac{N_1 + N_2 + \log(1/\delta)}{\epsilon^2}\right).$$

At most time we can assume $1/\epsilon^2$ and $1/\omega_{\min}$ are very larger than 1, so we can only pick the determinant term

$$M = \mathcal{O}\left(\frac{1}{\omega_{\min}} \frac{1}{\epsilon^2} \log \frac{N_1 N_2}{\delta}\right).$$

□

Now consider the estimation of MMD- k between nonuniform pure state ensembles. Let

$$\mathcal{E}_1 = \{(p_i, |\psi_i\rangle)\}_{i=1}^{N_1}, \quad \mathcal{E}_2 = \{(q_j, |\phi_j\rangle)\}_{j=1}^{N_2},$$

where $p_i > 0$, $\sum_i p_i = 1$, and $q_j > 0$, $\sum_j q_j = 1$ are *unknown*. For $(a, b) \in \{(1, 1), (1, 2), (2, 2)\}$, define the label space $\Omega_{ab} := [N_a] \times [N_b]$ and for each $\ell = (u, v) \in \Omega_{ab}$ define

$$w_\ell^{(ab)} := \Pr(\ell) = \begin{cases} p_u p_v, & (a, b) = (1, 1), \\ p_u q_v, & (a, b) = (1, 2), \\ q_u q_v, & (a, b) = (2, 2), \end{cases} \quad X_\ell^{(ab)} := |\langle \psi_u^{(a)} | \psi_v^{(b)} \rangle|^2 \in [0, 1],$$

where $|\psi_u^{(1)}\rangle := |\psi_u\rangle$ and $|\psi_v^{(2)}\rangle := |\phi_v\rangle$. Then

$$\bar{F}^{(k)}(\mathcal{E}_a, \mathcal{E}_b) = \mathbb{E}_{\ell \sim w^{(ab)}} \left[\left(X_\ell^{(ab)} \right)^k \right] = \sum_{\ell \in \Omega_{ab}} w_\ell^{(ab)} \left(X_\ell^{(ab)} \right)^k,$$

and by Definition III.1,

$$D^{(k)}(\mathcal{E}_1, \mathcal{E}_2) = \bar{F}^{(k)}(\mathcal{E}_1, \mathcal{E}_1) + \bar{F}^{(k)}(\mathcal{E}_2, \mathcal{E}_2) - 2\bar{F}^{(k)}(\mathcal{E}_1, \mathcal{E}_2).$$

For the nonuniform case, the estimator Eq. (9) should be modified. Fix (a, b) and suppose we perform M SWAP-test experiments where each experiment draws a label $\ell_t \sim w^{(ab)}$ and returns (R_t, ℓ_t) with $R_t \in \{-1, +1\}$ satisfying $\mathbb{E}[R_t | \ell_t = \ell] = X_\ell^{(ab)}$ (cf. Sec. V). Let $T_\ell := \sum_{t=1}^M \mathbf{1}\{\ell_t = \ell\}$ be the number of occurrences of label ℓ . For each label with $T_\ell \geq k$, define the within-label U -statistic (same as Eq. (8)):

$$Z_\ell := \binom{T_\ell}{k}^{-1} \sum_{1 \leq r_1 < \dots < r_k \leq T_\ell} \prod_{s=1}^k R_{\ell, (r_s)}, \quad (\text{defined only when } T_\ell \geq k), \quad (\text{E7})$$

so that $\mathbb{E}[Z_\ell | T_\ell \geq k] = \left(X_\ell^{(ab)} \right)^k$. To account for the unknown and nonuniform label distribution, we additionally estimate

$$\hat{w}_\ell := \frac{T_\ell}{M}. \quad (\text{E8})$$

We then use the importance-corrected collision estimator

$$\hat{\bar{F}}^{(k)}(\mathcal{E}_a, \mathcal{E}_b) := \binom{M}{k}^{-1} \sum_{\ell \in \Omega_{ab}: T_\ell \geq k} \binom{T_\ell}{k} \frac{Z_\ell}{(\hat{w}_\ell)^{k-1}}. \quad (\text{E9})$$

Finally, with independent samples for $(1, 1)$, $(1, 2)$, and $(2, 2)$ (e.g. $M/3$ each), we estimate $D^{(k)}$ via

$$\hat{D}^{(k)}(\mathcal{E}_1, \mathcal{E}_2) := \hat{\bar{F}}^{(k)}(\mathcal{E}_1, \mathcal{E}_1) + \hat{\bar{F}}^{(k)}(\mathcal{E}_2, \mathcal{E}_2) - 2\hat{\bar{F}}^{(k)}(\mathcal{E}_1, \mathcal{E}_2). \quad (\text{E10})$$

For $(a, b) \in \{(1, 1), (1, 2), (2, 2)\}$ define

$$S_{ab}(k) := \sum_{\ell \in \Omega_{ab}} \left(w_\ell^{(ab)} \right)^{2-k}. \quad (\text{E11})$$

For product-form weights, $S_{ab}(k)$ factorizes:

$$S_{12}(k) = \left(\sum_{i=1}^{N_1} p_i^{2-k} \right) \left(\sum_{j=1}^{N_2} q_j^{2-k} \right), \quad S_{11}(k) = \left(\sum_{i=1}^{N_1} p_i^{2-k} \right)^2, \quad S_{22}(k) = \left(\sum_{j=1}^{N_2} q_j^{2-k} \right)^2. \quad (\text{E12})$$

For two uniform ensembles with the same number of states, $S_{ab}(k)$ reduces to N^{2k-2} .

For the sample complexity of estimating MMD- k between nonuniform ensembles, we only care about how M scales with N_1 and N_2 .

Theorem E.2 (Nonuniform MMD- k sample complexity, fixed k (scaling in N)). *Fix an integer $k \geq 2$. For $(a, b) \in \{(1, 1), (1, 2), (2, 2)\}$, the estimator $\widehat{F}^{(k)}(\mathcal{E}_a, \mathcal{E}_b)$ in Eq. (E9) achieves constant additive accuracy with constant success probability using*

$$M_{ab} = \mathcal{O}\left((k! S_{ab}(k))^{1/k}\right) = \mathcal{O}\left(S_{ab}(k)^{1/k}\right), \quad (\text{E13})$$

samples (where the last equality hides a k -dependent constant). Consequently,

$$M = \mathcal{O}\left(\max\{S_{11}(k)^{1/k}, S_{12}(k)^{1/k}, S_{22}(k)^{1/k}\}\right) \quad (\text{E14})$$

samples suffice to estimate $D^{(k)}(\mathcal{E}_1, \mathcal{E}_2)$ up to a constant additive error with constant success probability.

Proof. We present the variance scaling; the constant-success-probability statement follows by Chebyshev.

Fix (a, b) and abbreviate $w_\ell := w_\ell^{(ab)}$, $X_\ell := X_\ell^{(ab)}$. Consider the oracle version of the estimator (for analysis only) that uses the true w_ℓ :

$$\widetilde{F}^{(k)} := \binom{M}{k}^{-1} \sum_{1 \leq t_1 < \dots < t_k \leq M} \mathbf{1}\{\ell_{t_1} = \dots = \ell_{t_k}\} \frac{\prod_{s=1}^k R_{t_s}}{(w_{\ell_{t_1}})^{k-1}}. \quad (\text{E15})$$

As in the uniform analysis, $\mathbb{E}[\widetilde{F}^{(k)}] = \sum_\ell w_\ell X_\ell^k$ by conditioning on the common label and using $\mathbb{E}[R_t \mid \ell_t = \ell] = X_\ell$. Let

$$h((R_1, \ell_1), \dots, (R_k, \ell_k)) := \mathbf{1}\{\ell_1 = \dots = \ell_k\} \frac{\prod_{s=1}^k R_s}{(w_{\ell_1})^{k-1}}. \quad (\text{E16})$$

Then $|R_s| = 1$ implies

$$\mathbb{E}[h^2] = \sum_\ell \Pr(\ell_1 = \dots = \ell_k = \ell) \cdot \frac{1}{w_\ell^{2k-2}} = \sum_\ell w_\ell^k \cdot w_\ell^{-(2k-2)} = \sum_\ell w_\ell^{2-k} = S_{ab}(k). \quad (\text{E17})$$

A standard variance bound for order- k U -statistics gives

$$\text{Var}\left(\widetilde{F}^{(k)}\right) \leq \frac{k!}{M^k} \mathbb{E}[h^2] = \frac{k!}{M^k} S_{ab}(k). \quad (\text{E18})$$

Thus, choosing $M = \mathcal{O}((k! S_{ab}(k))^{1/k})$ sufficiently makes the variance $\Theta(1)$, yielding constant additive accuracy with constant success probability. Finally, replacing w_ℓ by $\hat{w}_\ell = T_\ell/M$ in Eq. (E9) changes only constants for fixed k (absorbed in $\Theta(\cdot)$), completing the proof. \square

Theorem E.3 (Nonuniform MMD- k sample complexity, $k \sim N$ (scaling in N)). *Let k scale with the ensemble size, e.g. $k = \Theta(N)$ where $N := \max\{N_1, N_2\}$. Define*

$$p_{\min} := \min_{i \in [N_1]} p_i, \quad q_{\min} := \min_{j \in [N_2]} q_j, \quad \omega_{\min} := \min_{(i,j) \in [N_1] \times [N_2]} p_i q_j = p_{\min} q_{\min}. \quad (\text{E19})$$

Then, up to N -independent constants, the sample complexity of estimating $D^{(k)}(\mathcal{E}_1, \mathcal{E}_2)$ using Eq. (E10) satisfies

$$M = \Theta\left(k \cdot \max\left\{\frac{1}{p_{\min}^2}, \frac{1}{q_{\min}^2}, \frac{1}{\omega_{\min}}\right\}\right). \quad (\text{E20})$$

In particular, for uniform ensembles ($p_i = 1/N_1$ and $q_j = 1/N_2$), we have

$$M = \Theta\left(k \cdot \max\{N_1^2, N_2^2, N_1 N_2\}\right) = \Theta\left(k \cdot \max\{N_1^2, N_2^2\}\right). \quad (\text{E21})$$

When $N_1 = N_2 = N$, this reduces to $M = \Theta(kN^2)$ (hence $\Theta(N^3)$ when $k = N$).

Proof. Upper bound. Apply Theorem E.2 with the crude bounds

$$\begin{aligned} S_{12}(k) &= \sum_{i=1}^{N_1} \sum_{j=1}^{N_2} (p_i q_j)^{2-k} \leq N_1 N_2 \omega_{\min}^{2-k}, \\ S_{11}(k) &= \sum_{i,i'} (p_i p_{i'})^{2-k} = \left(\sum_{i=1}^{N_1} p_i^{2-k} \right)^2 \leq N_1^2 p_{\min}^{4-2k} = \frac{N_1^2}{p_{\min}^{2k-4}}, \\ S_{22}(k) &\leq N_2^2 q_{\min}^{4-2k} = \frac{N_2^2}{q_{\min}^{2k-4}}. \end{aligned}$$

Using Stirling's approximation $(k!)^{1/k} = \Theta(k)$ and $(N_1 N_2)^{1/k} = 1 + o(1)$ for $k \rightarrow \infty$, Eq. (E14) yields

$$M = \mathcal{O} \left(k \cdot \max \left\{ \frac{1}{p_{\min}^2}, \frac{1}{q_{\min}^2}, \frac{1}{\omega_{\min}} \right\} \right).$$

Lower bound. Consider the cross-label distribution Ω_{12} and a least-likely label $\ell^* \in \Omega_{12}$ with probability $w_{\ell^*} = \omega_{\min}$. Let $T_{\ell^*} \sim \text{Bin}(M, \omega_{\min})$ be its count in M samples. A standard binomial tail bound implies

$$\Pr(T_{\ell^*} \geq k) \leq \left(\frac{eM\omega_{\min}}{k} \right)^k. \quad (\text{E22})$$

If $M \leq ck/\omega_{\min}$ for a sufficiently small constant $c < 1/e$, then $\Pr(T_{\ell^*} \geq k) \leq (ec)^k$ is exponentially small in k , hence negligible when $k = \Theta(N)$. Therefore, with high constant probability one has $T_{\ell^*} < k$, i.e., no k -fold information is available for the label ℓ^* .

To convert this observation into a lower bound on M , consider two instances that are identical except on ℓ^* : choose $X_{\ell^*} = 0$ for instance A and $X_{\ell^*} = 1$ for instance B, while keeping all other X_{ℓ} the same. Then the target quantity $\bar{F}^{(k)}(\mathcal{E}_1, \mathcal{E}_2) = \sum_{\ell} w_{\ell} X_{\ell}^k$ differs by exactly ω_{\min} between the two instances. However, on the event $T_{\ell^*} < k$, any collision-based estimator of the form Eq. (E9) cannot extract the k -th-moment contribution from ℓ^* (since it requires at least k repeated samples of ℓ^* to form a k -fold product), and hence cannot distinguish these two instances with constant probability. This implies $M = \Omega(k/\omega_{\min})$.

Applying the same argument to $(a, b) = (1, 1)$ and $(2, 2)$ yields lower bounds $\Omega(k/p_{\min}^2)$ and $\Omega(k/q_{\min}^2)$, respectively. Combining these bounds gives Eq. (E20). \square

Appendix F: Estimating distance metric by tomography

One may consider using a straightforward method, that is, to reconstruct every state in the two ensembles by tomography [27], and then calculate the distance trace directly. Suppose for each ensemble, each time we get access of a state randomly while knowing the index; then, we conduct a designed measurement and record the measurement result and index of the corresponding state as one sample. Note that measurements across different copies are not allowed in our consideration. We regard the number of samples needed to achieve an additive error ϵ with failure probability δ as the sample complexity to estimate distance metrics. We have

Theorem F.1 (Sample Complexity of MMD- k , tomography (independent measurements)). *Consider two N -state uniform pure quantum ensembles \mathcal{E}_1 and \mathcal{E}_2 in dimension d . Assume only independent (single-copy) measurements are allowed across copies when performing tomography. Let $\hat{\mathcal{D}}^{(k)}$ be the estimator obtained by (i) performing tomography on each state and (ii) directly computing MMD- k from the reconstructed states. Then there exist absolute constants $c_1, c_2 > 0$ such that, for any $\epsilon \in (0, 1)$ and $\delta \in (0, 1)$,*

$$c_1 N \frac{d k^4}{\epsilon^4 \log \frac{k}{\epsilon}} \leq M \leq c_2 N \left(\frac{d k^4}{\epsilon^4} \log \frac{d k^2}{\epsilon^2} + \log \frac{N}{\delta} \right), \quad (\text{F1})$$

where M is the total number of copies (samples) drawn from the ensembles, ϵ is the target additive error, and δ is the failure probability. The lower bound follows from the independent-measurement tomography lower bound in [27], together with Lemma B.8 (using the tomography output as the ‘‘central state’’). The upper bound follows from any standard independent-measurement tomography procedure achieving trace-distance accuracy with $O\left(\frac{d}{\tau^2} \log \frac{d}{\tau}\right)$ copies per state and failure probability $\leq \delta/N$, combined with Lemma B.8 and the balls-into-bins bound ensuring $T_{\min} \geq t$.

Proof. We use the ϵ -ball model to quantify the error introduced by tomography as follows. For each true pure state $|\psi\rangle$ in the ensembles, tomography (using only independent single-copy measurements) outputs a pure state estimate $|\hat{\psi}\rangle$ such that, with high probability,

$$1 - |\langle\psi|\hat{\psi}\rangle|^2 \leq \epsilon_{\text{tomo}}. \quad (\text{F2})$$

We interpret (F2) exactly as saying that the true state $|\psi\rangle$ lies in the ϵ -ball $\mathcal{B}(|\hat{\psi}\rangle, \epsilon_{\text{tomo}})$ whose central state is the reconstructed state $|\hat{\psi}\rangle$ (cf. Definition VII.1).

Let $\hat{\mathcal{E}}_1$ and $\hat{\mathcal{E}}_2$ denote the ensembles obtained by replacing every true state in $\mathcal{E}_1, \mathcal{E}_2$ by its tomographic reconstruction, while keeping the same ensemble weights. Then the pair $(\mathcal{E}_1, \mathcal{E}_2)$ and $(\hat{\mathcal{E}}_1, \hat{\mathcal{E}}_2)$ satisfy the premise of Lemma B.8 with $\epsilon_b = \epsilon_{\text{tomo}}$. Therefore,

$$|\mathcal{D}^{(k)}(\mathcal{E}_1, \mathcal{E}_2) - \mathcal{D}^{(k)}(\hat{\mathcal{E}}_1, \hat{\mathcal{E}}_2)| \leq 16k\sqrt{\epsilon_{\text{tomo}}}. \quad (\text{F3})$$

Hence, to make the tomography-induced error at most $\epsilon/3$, it suffices to choose

$$16k\sqrt{\epsilon_{\text{tomo}}} \leq \epsilon/3 \quad \Longleftrightarrow \quad \epsilon_{\text{tomo}} \leq \left(\frac{\epsilon}{48k}\right)^2. \quad (\text{F4})$$

(If tomography is the only error source being controlled in this step, replace $\epsilon/3$ by ϵ accordingly.)

It remains to translate (F4) into a copy complexity for independent-measurement tomography. The reference [27] uses the infidelity $1 - F(\rho, \hat{\rho})$ (not $1 - F^2$) as the accuracy goal. For pure states, if we ensure

$$1 - |\langle\psi|\hat{\psi}\rangle| \leq \delta_{\text{tomo}}, \quad (\text{F5})$$

then

$$1 - |\langle\psi|\hat{\psi}\rangle|^2 = (1 - |\langle\psi|\hat{\psi}\rangle|)(1 + |\langle\psi|\hat{\psi}\rangle|) \leq 2\delta_{\text{tomo}}.$$

Thus it suffices to take $\delta_{\text{tomo}} := \epsilon_{\text{tomo}}/2$, i.e.

$$\delta_{\text{tomo}} \leq \frac{1}{2} \left(\frac{\epsilon}{48k}\right)^2. \quad (\text{F6})$$

Under the restriction to independent (product) measurements, [27] proves a lower bound: to achieve $1 - F(\rho, \hat{\rho}) \leq \delta_{\text{tomo}}$ with constant success probability for rank-1 states in dimension d , one needs

$$t \geq \Omega\left(\frac{d}{\delta_{\text{tomo}}^2 \log(1/\delta_{\text{tomo}})}\right) = t_1. \quad (\text{F7})$$

Moreover, known tomography schemes based on independent measurements achieve trace-distance accuracy Δ using $t = O\left(\frac{d}{\Delta^2} \log \frac{d}{\Delta}\right)$ copies (as summarized in [27]); since $1 - F(\rho, \hat{\rho}) \leq \frac{1}{2} \|\rho - \hat{\rho}\|_1$, setting $\Delta = \delta_{\text{tomo}}$ yields an upper bound

$$t \leq \mathcal{O}\left(\frac{d}{\delta_{\text{tomo}}^2} \log \frac{d}{\delta_{\text{tomo}}}\right) = t_2, \quad (\text{F8})$$

up to logarithmic factors.

Finally, to reconstruct all states when each sample reveals the state index and we cannot measure across copies, we require that each state is observed at least t times (i.e. $T_{\min} \geq t$). Using (G6) with $n = N$ and $L = \log(N/\delta)$, it suffices to take

$$M \geq \frac{t + \log(N/\delta)}{p_{\min}} \quad (\text{F9})$$

for each ensemble, where p_{\min} denotes the minimum probability of sampling any state in that ensemble, $p_{\min} = N$ for uniform pure state ensembles.

Then Nt_1 gives the lower bound while Eq. (F9) and t_2 give the upper bound, together we have Eq. (F1). \square

Appendix G: Technical details used in proofs

Some technical results needed are collected in this section.

1. Preliminary results on Binomial distributions

For any integer m , we write $[m] := \{1, \dots, m\}$. Fix $n \in \mathbb{N}$ and a finite state space $\{x_1, \dots, x_n\}$. Let

$$Z_1, \dots, Z_M \in [n]$$

be i.i.d. samples with $\Pr(Z_j = \ell) = 1/n$ for each $\ell \in [n]$ and $j \in [M]$. Define for $\ell \in [n]$,

$$T_\ell := \sum_{j=1}^M \mathbf{1}\{Z_j = \ell\}$$

so that $\sum_{\ell=1}^n T_\ell = M$. Fix an integer $k \geq 1$, and define

$$m := \sum_{\ell=1}^n \mathbf{1}\{T_\ell \geq k\}.$$

Thus m is the number of states that appear at least k times among the M samples. By symmetry, each T_ℓ follows a binomial distribution

$$T_\ell \sim \text{Bin}\left(M, \frac{1}{n}\right), \quad \mu = \mathbb{E}[T_\ell] = \frac{M}{n}.$$

We have,

$$\begin{aligned} \mathbb{E}[m] &= \sum_{\ell=1}^n \mathbb{E}[\mathbf{1}\{T_\ell \geq k\}] = \sum_{\ell=1}^n \Pr(T_\ell \geq k) \\ &= n \Pr\left(\text{Bin}\left(M, \frac{1}{n}\right) \geq k\right) \\ &= n \sum_{j=k}^M \binom{M}{j} \left(\frac{1}{n}\right)^j \left(1 - \frac{1}{n}\right)^{M-j}. \end{aligned}$$

2. Bound on Expectation $\mathbb{E}[m]$

For $k \geq 1$, we have

$$\begin{aligned} \mathbb{E}[m] &= n \sum_{j=k}^M \binom{M}{j} \left(\frac{1}{n}\right)^j \left(1 - \frac{1}{n}\right)^{M-j} \\ &= n \binom{M}{k} \left(\frac{1}{n}\right)^k \left(1 - \frac{1}{n}\right)^{M-k} (1 + R_n), \end{aligned}$$

where the remainder

$$R_n := \sum_{j=k+1}^M \frac{\binom{M}{j}}{\binom{M}{k}} \left(\frac{1}{n}\right)^{j-k} \left(1 - \frac{1}{n}\right)^{k-j}.$$

First note that

$$\binom{M}{k} = \frac{M(M-1) \cdots (M-k+1)}{k!} = \Theta\left(\frac{M^k}{k!}\right),$$

as well as

$$\left(1 - \frac{1}{n}\right)^{M-k} = \exp\left((M-k) \log\left(1 - \frac{1}{n}\right)\right) = \Theta\left(e^{-M/n}\right).$$

So we have

$$n \binom{M}{n} \left(\frac{1}{n}\right)^k \left(1 - \frac{1}{n}\right)^{M-k} = \Theta \left(\frac{M^k e^{-M/n}}{k! n^{k-1}} \right).$$

Now we deal with the remainder. For $j \geq k+1$, note that $\frac{\binom{M}{j}}{\binom{M}{k}} \leq \frac{M^{j-k}}{(j-k)!}$. Thus,

$$|R_n| \leq \sum_{j=k+1}^M \frac{M^{j-k}}{(j-k)!} \left(\frac{1}{n}\right)^{j-k} \leq \sum_{r=1}^{\infty} \frac{1}{r!} \left(\frac{M}{n}\right)^r = e^{M/n} - 1 = \Theta \left(\frac{M}{n} \right).$$

Combining all the analysis above, we obtain

$$\mathbb{E}[m] = \Theta \left(\frac{M^k e^{-M/n}}{k! n^{k-1}} \right). \quad (\text{G1})$$

With the condition $M \leq cn$, where c is a constant, we have

$$\mathbb{E}[m] = \Theta \left(\frac{M^k}{k! n^{k-1}} \right). \quad (\text{G2})$$

3. Negative Association and Chernoff-type inequality

We recall the notion of negative association [28].

Definition G.1 (Negative Association). Let $X := (X_1, \dots, X_n)$ be a vector of random variables. The random variables X are *negatively associated* (NA) if for every two disjoint index sets $I, J \subseteq [n]$,

$$\mathbb{E}[f(X_i, i \in I) g(X_j, j \in J)] \leq \mathbb{E}[f(X_i, i \in I)] \mathbb{E}[g(X_j, j \in J)]$$

for all functions $f : \mathbb{R}^{|I|} \rightarrow \mathbb{R}$ and $g : \mathbb{R}^{|J|} \rightarrow \mathbb{R}$ that are both non-decreasing or both non-increasing.

We will use several standard properties of NA (see, e.g., [28]).

Lemma G.2 (Basic properties of NA).

- If (X_1, \dots, X_n) is NA and $f_i : \mathbb{R} \rightarrow \mathbb{R}$ are coordinatewise nondecreasing functions, then $(f_1(X_1), \dots, f_n(X_n))$ is NA.
- If (X_1, \dots, X_n) and (X'_1, \dots, X'_n) are independent NA families, then $(X_1 + X'_1, \dots, X_n + X'_n)$ is NA.
- If (X_1, \dots, X_n) is NA, then for any non-decreasing functions $f_i, i \in [n]$,

$$\mathbb{E} \prod_{i \in [n]} f_i(X_i) \leq \prod_{i \in [n]} \mathbb{E} f_i(X_i).$$

Recall that (T_1, \dots, T_n) is NA by [28] and $Y_\ell = \mathbf{1}\{T_\ell \geq K\}$. Each Y_ℓ is a coordinatewise nondecreasing function of T_ℓ , and does not depend on other coordinates $T_{\ell'}$ with $\ell' \neq \ell$. Thus we can apply Lemma G.2 coordinatewise and obtain that the family (Y_1, \dots, Y_d) is negatively associated.

We now derive Chernoff-type bounds for $S = \sum_{\ell=1}^d Y_\ell$, using the negative association of the Y_ℓ 's.

Lemma G.3 (MGF bound for NA Bernoulli sums). Let Y_1, \dots, Y_d be negatively associated random variables taking values in $\{0, 1\}$. Let $S = \sum_{\ell=1}^d Y_\ell$ and $\mu := \mathbb{E}S = \sum_{\ell} \mathbb{E}Y_\ell$. Then, for all $\theta > 0$,

$$\mathbb{E}[e^{\theta S}] \leq \exp((e^\theta - 1)\mu).$$

Proof. Since the Y_ℓ 's are NA and $y \mapsto e^{\theta y}$ is nondecreasing for $\theta > 0$, the definition of NA implies

$$\mathbb{E}\left[\prod_{\ell=1}^d e^{\theta Y_\ell}\right] \leq \prod_{\ell=1}^d \mathbb{E}[e^{\theta Y_\ell}].$$

The left-hand side is precisely $\mathbb{E}e^{\theta S}$. For each ℓ , since $Y_\ell \in \{0, 1\}$,

$$\mathbb{E}[e^{\theta Y_\ell}] = (1 - p_\ell) + p_\ell e^\theta = 1 + p_\ell(e^\theta - 1), \quad p_\ell := \mathbb{E}[Y_\ell].$$

Thus

$$\prod_{\ell=1}^d \mathbb{E}[e^{\theta Y_\ell}] = \prod_{\ell=1}^d (1 + p_\ell(e^\theta - 1)).$$

Using $\log(1 + u) \leq u$ for $u > -1$, we get

$$\prod_{\ell=1}^d \mathbb{E}[e^{\theta Y_\ell}] = \exp\left(\sum_{\ell=1}^d \log(1 + p_\ell(e^\theta - 1))\right) \leq \exp\left(\sum_{\ell=1}^d p_\ell(e^\theta - 1)\right) = e^{(e^\theta - 1)\mu}.$$

Combination with the NA property completes the proof. \square

We are now ready for Chernoff-type tail bounds.

Proposition G.4 (Chernoff bounds). *Let $S = \sum_{\ell=1}^n Y_\ell$ with $Y_\ell = \mathbf{1}\{T_\ell \geq k\}$ as above, and write $\mu := \mathbb{E}[S]$. Then the following hold:*

(i) For any $\epsilon > 0$,

$$\Pr(S \geq (1 + \epsilon)\mu) \leq \exp\left(-\frac{\epsilon^2}{2 + \epsilon}\mu\right).$$

(ii) For any $\epsilon \in (0, 1)$,

$$\Pr(S \leq (1 - \epsilon)\mu) \leq \exp\left(-\mu\epsilon^2/2\right).$$

As a result, for $\epsilon \in (0, 1)$,

$$\Pr(|S - \mu| \geq \epsilon\mu) \leq 2 \exp\left(-\mu\epsilon^2/3\right).$$

Proof. The proofs follow the standard Chernoff arguments, using the moment generating function bound in Lemma G.3 instead of independence.

For (i), fix $\epsilon > 0$ and set $a = (1 + \epsilon)\mu$. By Markov's inequality and Lemma G.3, for any $\theta > 0$,

$$\Pr(S \geq a) \leq e^{-\theta a} \mathbb{E}[e^{\theta S}] \leq e^{-\theta a} \exp((e^\theta - 1)\mu) = \exp(-\theta a + (e^\theta - 1)\mu).$$

Taking $\theta = \log(1 + \epsilon)$ yields that

$$\log \Pr(S \geq (1 + \epsilon)\mu) \leq \mu(\epsilon - (1 + \epsilon)\log(1 + \epsilon)) \leq -\frac{\epsilon^2}{2 + \epsilon}\mu.$$

Here for the last inequality, we use the fact that $\log(1 + x) \geq \frac{x}{1+x/2}$ for all $x > 0$.

The proof for (ii) follows the same procedure but takes $\theta = \log(1 - \epsilon)$. \square

4. The minimum number of samples

In this subsection, we consider the number of total samples M needed to achieve $T_{\min} \geq t$, that is, with a high probability, the number of samples for every label is no less than t . Here we consider the general case with nonuniform probability distribution.

Let each sample fall into label $\ell \in [n]$ with probability $p_\ell > 0$, $\sum_{\ell=1}^n p_\ell = 1$. After drawing M i.i.d. samples, the count vector (T_1, \dots, T_n) is multinomial, and for each ℓ the marginal satisfies

$$T_\ell \sim \text{Bin}(M, p_\ell), \quad \mu_\ell := \mathbb{E}[T_\ell] = Mp_\ell.$$

We aim to ensure $\Pr(T_{\min} < t) \leq \delta$, where $T_{\min} := \min_{\ell \in [n]} T_\ell$. By the union bound,

$$\Pr(T_{\min} < t) \leq \sum_{\ell=1}^n \Pr(T_\ell < t).$$

Fix ℓ and assume $\mu_\ell \geq t$. Let $\eta_\ell \in [0, 1]$ be defined by $t = (1 - \eta_\ell)\mu_\ell$, i.e.

$$\eta_\ell = 1 - \frac{t}{\mu_\ell} = 1 - \frac{t}{Mp_\ell}.$$

Applying the Chernoff lower-tail bound as Proposition G.4 for a binomial random variable,

$$\Pr(T_\ell \leq (1 - \eta_\ell)\mu_\ell) \leq \exp\left(-\frac{\eta_\ell^2 \mu_\ell}{2}\right),$$

we obtain

$$\Pr(T_\ell < t) \leq \exp\left(-\frac{(Mp_\ell - t)^2}{2Mp_\ell}\right). \quad (\text{G3})$$

Therefore,

$$\Pr(T_{\min} < t) \leq \sum_{\ell=1}^n \exp\left(-\frac{(Mp_\ell - t)^2}{2Mp_\ell}\right). \quad (\text{G4})$$

A convenient sufficient condition is enforce $\Pr(T_\ell < t) \leq \delta_\ell$ for $\{\delta_\ell\}_{\ell=1}^n$ such that $\delta_\ell \in (0, 1)$ and $\sum_{\ell=1}^n \delta_\ell \leq \delta$. Namely, it suffices that

$$\exp\left(-\frac{(Mp_\ell - t)^2}{2Mp_\ell}\right) \leq \delta_\ell \iff \frac{(Mp_\ell - t)^2}{2Mp_\ell} \geq \log \frac{1}{\delta_\ell}.$$

Let $L_\ell := \log \frac{1}{\delta_\ell}$ and set $\mu_\ell = Mp_\ell$. The inequality becomes

$$\frac{(\mu_\ell - t)^2}{2\mu_\ell} \geq L_\ell \iff \mu_\ell^2 - 2(t + L_\ell)\mu_\ell + t^2 \geq 0,$$

which holds whenever $\mu_\ell \geq (t + L_\ell) + \sqrt{(t + L_\ell)^2 - t^2} = (t + L_\ell) + \sqrt{L_\ell^2 + 2tL_\ell}$. Hence it suffices that, for every ℓ ,

$$Mp_\ell \geq t + L_\ell + \sqrt{L_\ell^2 + 2tL_\ell}.$$

Equivalently,

$$M \geq \max_{\ell \in [n]} \frac{t + L_\ell + \sqrt{L_\ell^2 + 2tL_\ell}}{p_\ell}, \quad L_\ell = \log \frac{1}{\delta_\ell}, \quad \sum_{\ell=1}^n \delta_\ell \leq \delta. \quad (\text{G5})$$

In particular, taking $\delta_\ell = \delta/n$ yields $L_\ell = L := \log(n/\delta)$ and

$$M \geq \frac{t + L + \sqrt{L^2 + 2tL}}{p_{\min}}, \quad p_{\min} := \min_{\ell \in [n]} p_\ell. \quad (\text{G6})$$

Since $\sqrt{L^2 + 2tL} < t + L$, we always use $M \geq \frac{t+L}{p_{\min}}$.

Eq. (G6) gives an upper bound to achieve $T_{\min} \geq t$ (a sufficient condition), we also consider the lower bound.

Let $\ell^* \in [n]$ be a label attaining p_{\min} , i.e., $p_{\ell^*} = p_{\min}$. Since the event $\{T_{\min} \geq t\}$ implies $\{T_{\ell^*} \geq t\}$, we have

$$\Pr(T_{\min} \geq t) \leq \Pr(T_{\ell^*} \geq t), \quad \Pr(T_{\min} < t) \geq \Pr(T_{\ell^*} < t). \quad (\text{G7})$$

In particular, if $\Pr(T_{\min} < t) \leq \delta$, then necessarily $\Pr(T_{\ell^*} < t) \leq \delta$. Write $\mu_{\min} := \mathbb{E}[T_{\ell^*}] = Mp_{\min}$ and define $\eta \geq 0$ by $t = (1 + \eta)\mu_{\min}$ (equivalently $\eta = \frac{t}{Mp_{\min}} - 1$). When $\mu_{\min} \leq t$ (i.e., $\eta \geq 0$), applying the Chernoff upper-tail bound as Proposition G.4 for a binomial random variable gives

$$\Pr(T_{\ell^*} \geq t) = \Pr(T_{\ell^*} \geq (1 + \eta)\mu_{\min}) \leq \exp\left(-\frac{\eta^2 \mu_{\min}}{2 + \eta}\right) = \exp\left(-\frac{(t - Mp_{\min})^2}{Mp_{\min} + t}\right). \quad (\text{G8})$$

Therefore, a necessary condition for $\Pr(T_{\min} < t) \leq \delta$ is

$$1 - \delta \leq \Pr(T_{\ell^*} \geq t) \leq \exp\left(-\frac{(t - Mp_{\min})^2}{Mp_{\min} + t}\right), \quad (\text{G9})$$

which implies

$$\frac{(t - Mp_{\min})^2}{Mp_{\min} + t} \leq \log \frac{1}{1 - \delta}. \quad (\text{G10})$$

Let $u := Mp_{\min}$. Rearranging yields the quadratic inequality

$$(t - u)^2 \leq (u + t) \log \frac{1}{1 - \delta} \iff u^2 - (2t + \Lambda)u + (t^2 - \Lambda t) \leq 0, \quad \Lambda := \log \frac{1}{1 - \delta}. \quad (\text{G11})$$

Hence it is necessary that

$$u \geq \left(t + \frac{\Lambda}{2}\right) - \frac{1}{2}\sqrt{\Lambda^2 + 8t\Lambda}, \quad (\text{G12})$$

and thus

$$M \geq \frac{\left(t + \frac{\Lambda}{2}\right) - \frac{1}{2}\sqrt{\Lambda^2 + 8t\Lambda}}{p_{\min}}, \quad \Lambda = \log \frac{1}{1 - \delta}. \quad (\text{G13})$$

In particular, for any constant $\delta \in (0, 1)$, $\Lambda = \Theta(1)$, and Eq. (G13) implies the scaling lower bound

$$M = \Omega\left(\frac{t}{p_{\min}}\right). \quad (\text{G14})$$

A second lower bound comes from the coupon-collector obstruction. Let

$$S := \{\ell \in [n] : p_{\ell} \leq 2p_{\min}\}, \quad s := |S|.$$

If $T_{\min} \geq 1$, then in particular no label in S is empty, i.e.,

$$\{T_{\min} \geq 1\} \subseteq \bigcap_{\ell \in S} \{T_{\ell} \geq 1\} = \left\{ \sum_{\ell \in S} \mathbf{1}\{T_{\ell} = 0\} = 0 \right\}.$$

Define the number of empty labels in S by

$$Z_S := \sum_{\ell \in S} \mathbf{1}\{T_{\ell} = 0\}.$$

Then $\Pr(T_{\min} \geq 1) \leq \Pr(Z_S = 0)$, so a necessary condition for $\Pr(T_{\min} \geq 1) \geq 1 - \delta$ is

$$\Pr(Z_S = 0) \geq 1 - \delta. \quad (\text{G15})$$

For any $\ell \in S$, since $p_\ell \leq 2p_{\min}$, we have

$$\Pr(T_\ell = 0) = (1 - p_\ell)^M \geq (1 - 2p_{\min})^M \geq \exp(-4Mp_{\min}), \quad (\text{G16})$$

where the last inequality uses $1 - x \geq e^{-2x}$ for $x \in [0, 1/2]$ (and we may assume $p_{\min} \leq 1/4$; otherwise $p_{\min} = \Theta(1)$ and the claimed scaling lower bound is trivial). Therefore,

$$\mathbb{E}[Z_S] = \sum_{\ell \in S} \Pr(T_\ell = 0) \geq s e^{-4Mp_{\min}}. \quad (\text{G17})$$

Next we upper bound $\Pr(Z_S = 0)$ in terms of $\mathbb{E}[Z_S]$. For multinomial occupancy, the indicators $\{\mathbf{1}\{T_\ell = 0\}\}_{\ell \in S}$ are negatively associated, and hence

$$\Pr(Z_S = 0) = \Pr\left(\bigcap_{\ell \in S} \{T_\ell \geq 1\}\right) \leq \prod_{\ell \in S} \Pr(T_\ell \geq 1) = \prod_{\ell \in S} (1 - \Pr(T_\ell = 0)). \quad (\text{G18})$$

Using $1 - x \leq e^{-x}$ for all $x \in [0, 1]$, we further obtain

$$\Pr(Z_S = 0) \leq \exp\left(-\sum_{\ell \in S} \Pr(T_\ell = 0)\right) = \exp(-\mathbb{E}[Z_S]). \quad (\text{G19})$$

Combining (G15) and (G19) yields the necessary condition

$$1 - \delta \leq \Pr(Z_S = 0) \leq \exp(-\mathbb{E}[Z_S]) \implies \mathbb{E}[Z_S] \leq \log \frac{1}{1 - \delta}. \quad (\text{G20})$$

Finally, plugging (G17) into (G20) gives

$$s e^{-4Mp_{\min}} \leq \log \frac{1}{1 - \delta}.$$

Equivalently,

$$M \geq \frac{1}{4p_{\min}} \left(\log s - \log \log \frac{1}{1 - \delta} \right). \quad (\text{G21})$$

In particular, for $\delta \in (0, 1/2)$ we have $\log \frac{1}{1 - \delta} = \Theta(\delta)$ and hence $\log \log \frac{1}{1 - \delta} = O(\log \log(1/\delta))$, so (G21) implies the scaling lower bound

$$M = \Omega\left(\frac{\log(s/\delta)}{p_{\min}}\right). \quad (\text{G22})$$

Combining Eqs. (G14) and (G22) gives the overall necessary scaling

$$M = \Omega\left(\frac{t + \log(s/\delta)}{p_{\min}}\right).$$

In the uniform case $p_\ell = 1/n$ (hence $p_{\min} = 1/n$ and $s = n$), this reduces to $M = \Omega(n(t + \log(n/\delta)))$.

5. Hypothesis construction used in the proof B 4

To construct the two pairs of ensembles mentioned in B 4, we first show that $X_\ell \stackrel{\text{i.i.d.}}{\sim} \mu_0$ and $X'_\ell \stackrel{\text{i.i.d.}}{\sim} \mu_1$ can be constructed by two specific pairs of ensembles, as long as $\mu_0, \mu_1 \subset [0, \alpha/N]$ for $\alpha \in (0, 1)$.

Lemma G.5 (Realizability of an entrywise-bounded cross-fidelity table). *Let $N \geq 1$ and let $X = (X_{ij}) \in [0, 1]^{N \times N}$ satisfy*

$$0 \leq X_{ij} < \frac{1}{N} \quad \text{for all } i, j \in \{1, \dots, N\}. \quad (\text{G23})$$

Then there exist two ensembles of N pure states $\{|\psi_i\rangle\}_{i=1}^N$ and $\{|\phi_j\rangle\}_{j=1}^N$ in a Hilbert space of dimension $2N$ such that

$$|\langle \psi_i | \phi_j \rangle|^2 = X_{ij} \quad \text{for all } i, j \in \{1, \dots, N\}.$$

Moreover, both ensembles can be chosen to contain N pairwise distinct states.

Proof. Fix an orthonormal basis $\{e_1, \dots, e_N, f_1, \dots, f_N\}$ of \mathbb{C}^{2N} . Define

$$|\psi_i\rangle := |e_i\rangle, \quad i = 1, \dots, N.$$

Since $X_{ij} < 1/N$ for all i, j , for each fixed column j we have

$$\sum_{i=1}^N X_{ij} < \sum_{i=1}^N \frac{1}{N} = 1,$$

so the slack term $1 - \sum_{i=1}^N X_{ij}$ is strictly positive. Define, for each $j = 1, \dots, N$,

$$|\phi_j\rangle := \sum_{i=1}^N \sqrt{X_{ij}} |e_i\rangle + \sqrt{1 - \sum_{i=1}^N X_{ij}} |f_j\rangle. \quad (\text{G24})$$

Then

$$\|\phi_j\|^2 = \sum_{i=1}^N X_{ij} + \left(1 - \sum_{i=1}^N X_{ij}\right) = 1,$$

so each $|\phi_j\rangle$ is a unit vector. Moreover, for all i, j ,

$$\langle \psi_i | \phi_j \rangle = \langle e_i | \phi_j \rangle = \sqrt{X_{ij}},$$

hence $|\langle \psi_i | \phi_j \rangle|^2 = X_{ij}$ as claimed.

Finally, the states $\{|\psi_i\rangle\}_{i=1}^N$ are orthonormal and therefore pairwise distinct. Also, since $1 - \sum_{i=1}^N X_{ij} > 0$, the component of $|\phi_j\rangle$ along $|f_j\rangle$ in (G24) is nonzero, and $\langle f_j | \phi_{j'} \rangle = 0$ for all $j' \neq j$. Thus $|\phi_j\rangle \neq |\phi_{j'}\rangle$ whenever $j \neq j'$, i.e., $\{|\phi_j\rangle\}_{j=1}^N$ are pairwise distinct. \square

Then we need to find two probability distributions μ_0, μ_1 , such that their first $k-1$ moments agree and their k -th moment differs. Fix integers $N \geq 1$ and $k \geq 1$, and choose a constant $\alpha \in (0, 1)$ with $a := \frac{\alpha}{N}$. Define μ_0 to be the uniform distribution on $[0, a]$, i.e., it has density

$$f_0(x) := \frac{1}{a} \mathbf{1}_{[0, a]}(x).$$

Let $P_k(\cdot)$ be the Legendre polynomial of degree k on $[-1, 1]$, and define its shift to $[0, a]$ by

$$\tilde{P}_k(x) := P_k\left(\frac{2x}{a} - 1\right), \quad x \in [0, a].$$

For any parameter $\eta \in \mathbb{R}$ satisfying

$$|\eta| \leq \frac{1}{\sup_{t \in [-1, 1]} |P_k(t)|},$$

define μ_1 to be the distribution on $[0, a]$ with density

$$f_1(x) := \frac{1}{a} \left(1 + \eta \tilde{P}_k(x)\right) \mathbf{1}_{[0, a]}(x).$$

Then $f_1(x) \geq 0$ on $[0, a]$, hence μ_1 is a valid probability measure supported on $[0, a] = [0, \alpha/N]$. Moreover, by orthogonality of Legendre polynomials,

$$\int_0^a x^r d\mu_0(x) = \int_0^a x^r d\mu_1(x) \quad \text{for all } r = 0, 1, \dots, k-1,$$

while

$$\int_0^a x^k d\mu_0(x) \neq \int_0^a x^k d\mu_1(x),$$

whenever $\eta \neq 0$. $\Delta_k := \left| \int_0^a x^k d\mu_0(x) - \int_0^a x^k d\mu_1(x) \right| = \eta k! \left(\frac{\alpha}{kN}\right)^k$.

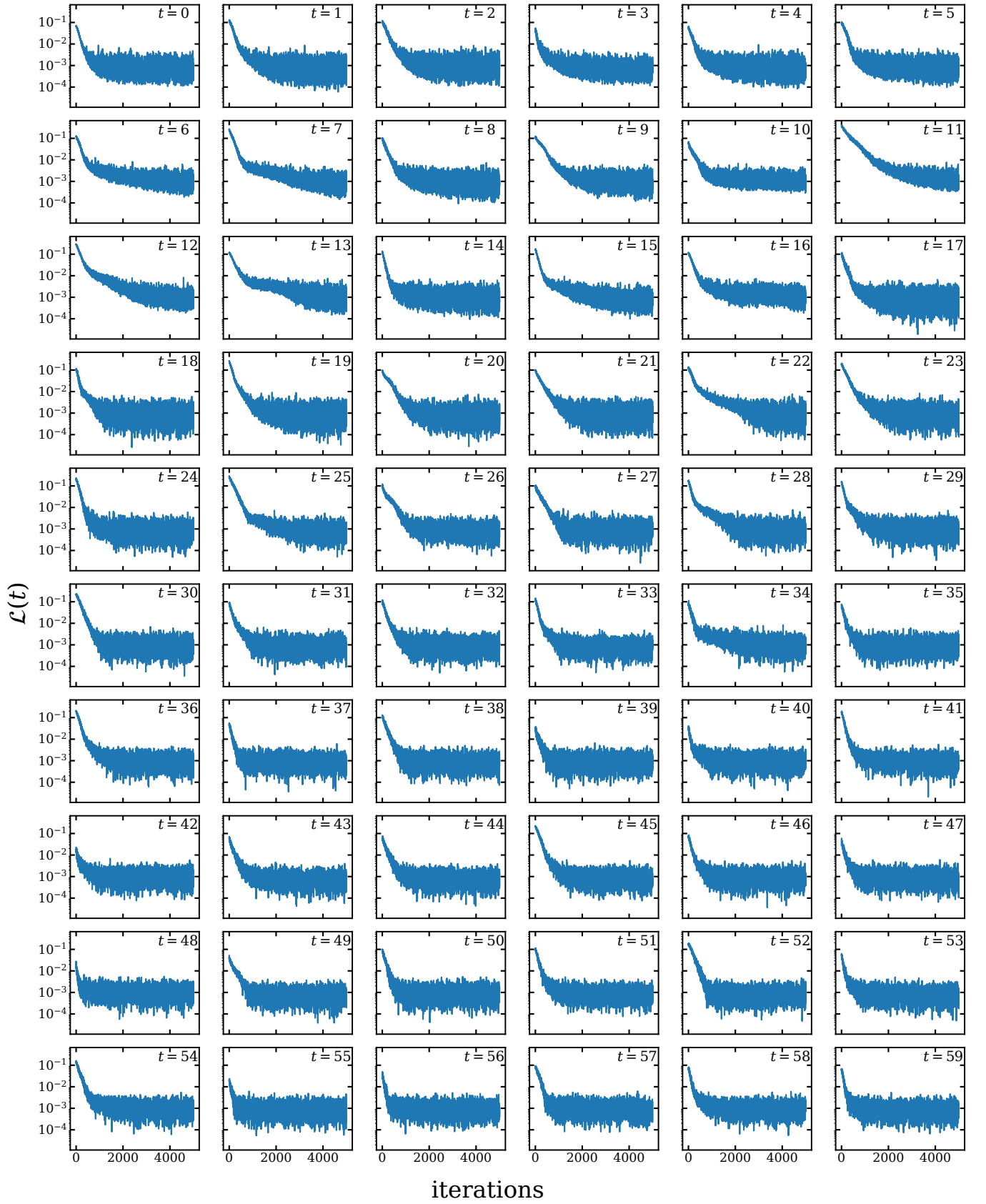


FIG. 8: Training history for every step.