

VideoAesBench: Benchmarking the Video Aesthetics Perception Capabilities of Large Multimodal Models

Yunhao Li¹ Sijing Wu¹ Zhilin Gao¹ Zicheng Zhang² Qi Jia² Huiyu Duan¹
Xiongkuo Min¹ Guangtao Zhai¹

Abstract

Large multimodal models (LMMs) have demonstrated outstanding capabilities in various visual perception tasks, which has in turn made the evaluation of LMMs significant. However, the capability of video aesthetic quality assessment, which is a fundamental ability for human, remains under-explored for LMMs. To address this, we introduce **VideoAesBench**, a comprehensive benchmark for evaluating LMMs’ understanding of video aesthetic quality. VideoAesBench has several significant characteristics: (1) Diverse content including 1,804 videos from multiple video sources including user-generated (UGC), AI-generated (AIGC), compressed, robotic-generated (RGC), and game videos. (2) Multiple question formats containing traditional single-choice questions, multi-choice questions, True or False questions, and a novel open-ended questions for video aesthetics description. (3) Holistic video aesthetics dimensions including visual form related questions from 5 aspects, visual style related questions from 4 aspects, and visual affectiveness questions from 3 aspects. Based on VideoAesBench, we benchmark 23 open-source and commercial large multimodal models. Our findings show that current LMMs only contain basic video aesthetics perception ability, their performance remains incomplete and imprecise. We hope our VideoAesBench can be served as a strong testbed and offer insights for explainable video aesthetics assessment.

1. Introduction

Video has been regarded as one of the most widely disseminated forms of content in the era of Internet with the help of long video and short video platforms, with numerous applications on social media, film and entertainment industries,

¹Shanghai Jiao Tong University ²Shanghai AI Laboratory. Correspondence to: <>.

as well as everyday life. Consequently, the understanding of video aesthetics has emerged as a significant problem in both academia and industry, which can evaluate and improve the user experiences of video content. With the rapid development of large multimodal models (LMMs), they have demonstrated outstanding capabilities in visual perception including both high-level semantic content understanding and low-level perceptual quality perception. However, their capabilities in understanding and evaluating video aesthetics still remain an unexplored problem.

To cope with this issue, a corresponding benchmark for LMMs is urgently needed. The evaluation benchmark for LMMs has been a hot topic in recent years, which aims at constructing a delicate exam for LMMs on various capabilities. Existing benchmarks (Liu et al., 2024) mainly focus evaluating the high-level semantic understanding abilities such as action recognition, spatial understanding. Few studies are conducted to evaluate the perceptual quality and aesthetic quality of generic images or videos. For instance, as summarized in Table 1, Q-Bench (Wu et al., 2023c) and Q-Bench-Video (Zhang et al., 2025b) evaluates the capabilities of LMMs in understanding the perceptual quality of images and videos, respectively. While AesBench (Huang et al., 2024b) evaluates the the capabilities of LMMs in understanding the image aesthetics from 8 dimensions. However, a systematic LMM benchmark for video aesthetics has never been explored.

In the light of these facts, we introduce **VideoAesBench**, a carefully designed benchmark for video aesthetics perception. As demonstrated in Figure 1, VideoAesBench contains 1,804 video-question-answer triples from a wide range of video content including user-generated content (UGC), AI-generated content (AIGC), robot-generated content (RGC), compression, and gaming videos from 10 datasets. To comprehensively evaluate fine-grained aesthetics perception abilities of LMMs, all the questions are divided into three main aesthetic aspects including visual form, visual style, and visual affectiveness. Specifically, the visual form aspect includes visual composition, visual elements & structure, shot size, depth of field, and visual subject; the visual style aspect includes lighting, color, visual tone, and creativity;

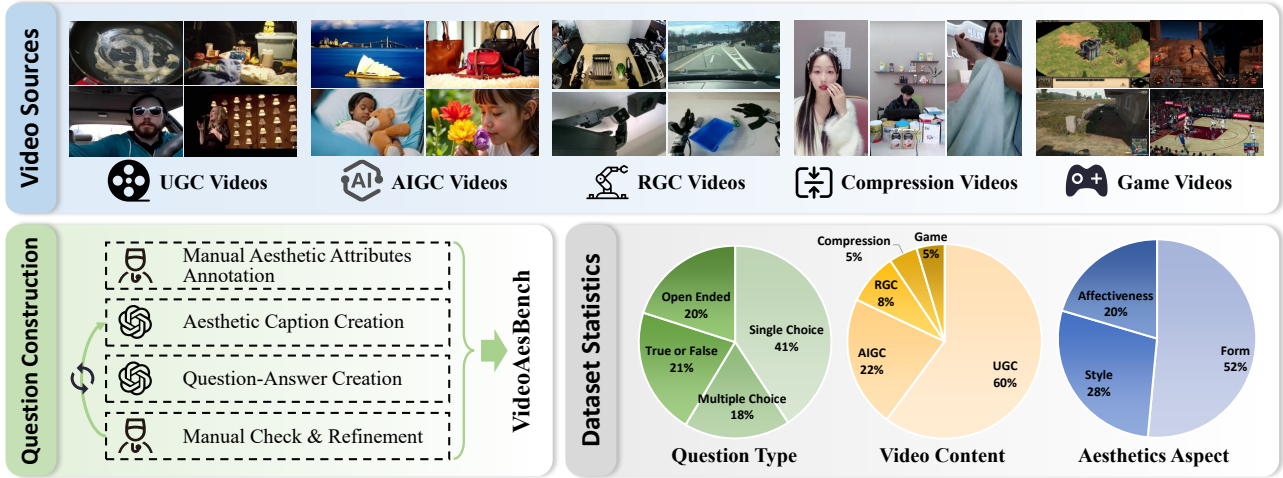


Figure 1. Overview of our proposed **VideoAesBench**. The video are initially collected from five different scenarios including user-generated content (UGC) videos, AI-generated content (AIGC) videos, robot-generated content (RGC) videos, compression videos, and gaming videos. After obtaining the initial videos, we adopt a human-in-the-loop strategy to efficiently create high quality question-answer pairs for VideoAesBench. The concrete dataset distribution for question type, video content, and video aesthetics aspect are also depicted.

Benchmark	Year	Modality	Source Video	Q&A Pairs	Data Type	Question Type	Dimensions
Q-Bench (Wu et al., 2023c)	2024	Image	2,990	2,990	UGC, Compress, AIGC	SC, TF, OE	4
Q-Bench-Video (Zhang et al., 2025b)	2025	Video	1,800	2,378	UGC, AIGC, CG	SC, TF, OE	4
AesBench (Huang et al., 2024b)	2024	Image	2,800	8,400	UGC, AIGC, Art	SC, TF, OE	8
VideoAesBench (Ours)	2026	Video	1,641	1,804	UGC, AIGC, RGC, Compress, CG	SC, MC, TF, OE	12

Table 1. Summary and comparison of related benchmarks in quality assessment and aesthetics assessment. The abbreviations “UGC”, “AIGC”, “CG”, “RGC”, “Compress”, “Art” represent user-generated content, AI-generated content, computer graphics content, robot-generated content, compression content, and artistic content, respectively.

the visual affectiveness includes emotion, theme & communication, viewer interest. Meanwhile, we introduce diverse question types, including True or False, single choice, multiple choice, and open-ended questions.

Equipped with VideoAesBench, we comprehensively benchmark 18 open-source LMMs and 5 closed-source LMMs on video aesthetics perception and conclude several findings. First, Closed-source LMMs are generally better than open-source LMMs, except for Qwen3-VL. Second, multiple choice questions and open-ended questions are harder than single choice questions and True or False questions. Third, LMMs exhibit relatively unbalanced performance on various video aesthetic perspectives. Finally, different LMMs have their own unhandled types of videos. Overall, our main contributions are summarized as follows:

- We propose **VideoAesBench**, the first comprehensive benchmark elaborately designed for evaluating the video aesthetics perception capabilities of LMMs, which contains diverse types of videos, multiple types of questions, 12 fine-grained video aesthetics dimensions.
- Our evaluation benchmark consists of three main video aesthetics dimensions: *Visual Form*, *Visual Style*, and

Visual Affectiveness, offering a comprehensive discovery of aesthetics understanding capabilities. VideoAesBench also introduces a new question type, multiple choice question, for constructing challenging questions.

- A comprehensive evaluation of both open-source and closed-source LMMs are conducted to measure their capabilities in understanding video aesthetics, revealing the strengths and weaknesses of each LMM and suggest valuable insights for explainable video aesthetics understanding.

2. Related Work

2.1. Benchmarking Video LMMs

Video understanding benchmarks (Zhang et al., 2025c) for video LMMs have been a hot topic in recent years, aiming at evaluating the capabilities of LMMs on various video-related tasks. Early benchmarks (Liu et al., 2024; Chen et al., 2024; Zhang et al., 2025d) mainly focus on constructing a general exam for image LMMs with numerous tasks. Subsequent studies transform from image to video and construct various comprehensive video LMMs’ benchmark including VideoMME (Fu et al., 2025), MVBench (Li

Video Type	Video Source Dataset	Annotation	Dataset Information	Full Dataset Size	Sampled Size
UGC (1085)	LSVQ (Ying et al., 2021)	Perceptual Score	Numerous Internet UGC Videos	39K	271
	DIVIDE-3K (Wu et al., 2023b)	Perceptual & Aesthetic Score	Mainly YouTube Videos	3,590	152
	VADB (Qiao et al., 2025)	Aesthetic Score	Documentaries, Films, TV Dramas, etc	10.5K	404
	FineVD (Duan et al., 2025)	Perceptual Score	Common & Short-form UGC Videos	6,104	258
AIGC (395)	Love (Wang et al., 2025a)	Perceptual Score	Generated from 30 Text-to-video Models	58.5K	279
	HVEval (Wu et al., 2025a)	Perceptual Score	Generated from 24 Text-to-video Models	20K	116
RGC (154)	RGCD (Jin et al., 2025)	Perceptual Score	Wheel & Drone & Robot Videos	2,100	154
Compression (86)	TaoLive (Zhang et al., 2023)	Perceptual Score	Compressed Taolive Platform Videos	3,762	82
	LIVE-Compress (Yu et al., 2021)	Perceptual Score	Compressed Camera-captured Videos	275	4
Game (84)	LIVE-YT-Gaming (Yu et al., 2023)	Perceptual Score	Real Gaming Videos on YouTube	600	84

Table 2. Overview of the all 10 video candidate datasets in the **VideoAesBench**. Multiple video content types are collected in our dataset, including **user-generated content (UGC) videos**, **AI-generated content (AIGC) videos**, **robot-generated content (RGC) videos**, **compression videos**, and **gaming videos**.

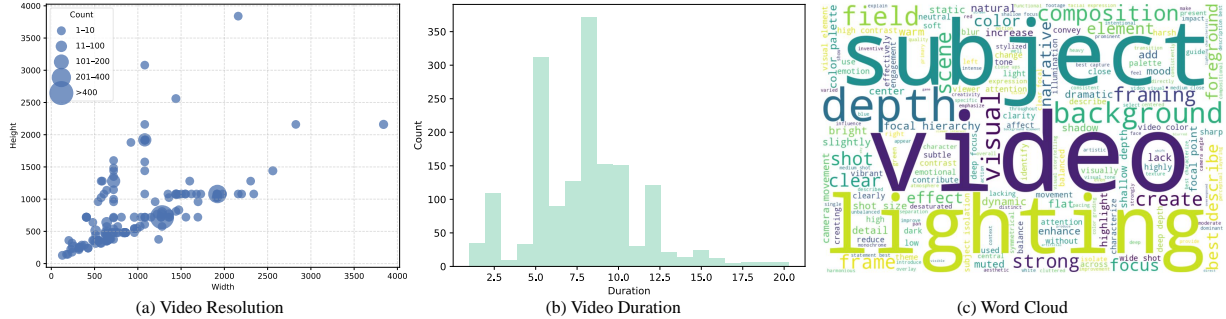


Figure 2. Data statistics of VideoAesBench. (a): Video resolution distribution across video width and height in VideoAesBench. (b): Distribution of video duration. (c): The word cloud statistics of all questions in VideoAesBench.

et al., 2024a) and so on. However, most of the studies pay attention on evaluating high level semantic understanding capabilities. The perceptual quality and aesthetics quality perception capabilities are rarely explored. In these areas, Q-Bench (Wu et al., 2023c) and Q-Bench-Video (Zhang et al., 2025b) constructs holistic benchmarks designed for image and video perceptual quality assessment with open-ended questions and several video types. For visual aesthetics understanding, AesBench is the first holistic benchmark for image aesthetics perception, covering three key capabilities including aesthetic perception, aesthetic empathy, and aesthetic interpretation. In this paper, we introduce the first holistic benchmarks for video aesthetics understanding with 1,804 carefully designed questions covering 12 fine-grained aesthetics dimensions.

2.2. Visual Aesthetics Assessment

Visual aesthetics assessment is a long standing problem which predicts the average aesthetic evaluation of human users. Existing studies mainly focus on score-based image aesthetics assessment. Traditional methods utilize hand-crafted features (Dhar et al., 2011; Datta et al., 2006) to extract features of different visual aesthetic elements. With the development of neural network, numerous methods (Zhu et al., 2025a; Li et al., 2024b; He et al., 2023; 2022; Jin et al., 2024) utilize CNNs or transformers for better aesthetics score prediction. In recent years, based on LMMs, explainable image aesthetics assessment is becoming pop-

ular. AesBench (Huang et al., 2024b) is first proposed to benchmark the image aesthetics understanding capabilities of LMMs, then AesExpert (Huang et al., 2024a) is proposed to construct a image aesthetics foundation model. As for video aesthetics assessment, DIVIDE-3K (Wu et al., 2023a) is first proposed with both perceptual quality scores and aesthetics scores. VADB (Qiao et al., 2025) is recently proposed with fine-grained aesthetics scores, containing about 10K videos. In light of these facts, our paper is the first study exploring explainable video aesthetics assessment with large multimodal models.

2.3. Visual Quality Assessment

Apart from visual aesthetics assessment, visual quality assessment is a similar but different task which focuses on evaluating the perceptual quality of various visual modalities (Li et al., 2025c; Wei et al., 2026; Li et al., 2025a; Wu et al., 2023d; Yang et al., 2025; Gao et al., 2025b; Li et al., 2025b; Gao et al., 2025a). For video quality assessment, early studies (Vu et al., 2011; Zheng et al., 2022) utilize hand-crafted features for regressing video quality scores. With the development of neural networks, convolution-based network (You & Korhonen, 2019) and transformer-based network (Wu et al., 2023a) are designed for video quality assessment. In recent years, large multimodal model-based methods have gradually become state-of-the-art baseline methods for assessing general video quality (Ge et al., 2025; Zhou et al., 2026), face video quality (Wu et al., 2025b), and so

on. Despite numerous efforts on utilizing LMMs for score regression, explainable video quality assessment has been rarely explored.

3. Benchmark Construction

3.1. Aesthetic Video Collection

As summarized in Table 2, to enable the diversity collected videos, We collect all raw videos from 10 different perceptual/aesthetic quality datasets covering 5 types of videos. The reason is that these datasets include various videos with both bad and good quality, which can cover a wide range of video content.

Concretely, we construct the raw video pool by combining 10 different datasets. The raw video pool includes (1) user-generated content (UGC) video datasets: LSVQ (Ying et al., 2021), DIVIDE-3K (Wu et al., 2023b), VADB (Qiao et al., 2025), and FineVD (Duan et al., 2025), where LSVQ and FineVD are perceptual quality assessment datasets, DIVIDE-3K and VADB are aesthetics assessment datasets; (2) AI-generated content (AIGC) video datasets: Love (Wang et al., 2025a) and HVEval (Wu et al., 2025a), where love is a general AI-generated video dataset and HVEval is an action-centric generated video dataset; (3) robot-generated content (RGC) video dataset: RGCD (Jin et al., 2025), which is collected from drone, wheel, and robot; (4) compression video dataset: TaoLive (Zhang et al., 2023), LIVE-Compress (Yu et al., 2021), where TaoLive is a compression dataset with live streaming videos collected from Taolive platform, LIVE-Compress contains videos with synthetic compression distortions; (5) gaming video dataset: LIVE-YT-Gaming (Yu et al., 2023), which is a live streaming gaming video dataset. After constructing the raw image pool, we conduct balanced sampling from each dataset considering its own scale.

3.2. Question Design

True or False Questions. We first construct True or False related questions as a fundamental questions which require large multimodal models to provide a binary judgments (True or False) considering the aesthetics description sentence of a video, focusing on evaluating the ability of aesthetics judgement for diverse videos. During the process of question construction, we ask the human annotators to ensure that the aesthetics description contains relevant information about the corresponding video, eliminating meaningless sentences. In addition, we specifically balance the ratio of True and False answers during the dataset collection process to avoid completely unbalanced ratios.

Single Choice Questions. Considering True or False questions sometimes are quite easy, we also introduce single choice questions for video aesthetics perception. Single

choice question consists of a question sentence and four answer options represented by either phrases or sentences. The goal of LMMs is to select the most accurate answer from the set of options including distractors. This type of question can detailedly assess the capability of LMMs in understanding and distinguishing diverse aesthetics issues.

Multiple Choice Questions. Considering that single choice questions may not thoroughly assess the video aesthetics understanding ability of LMMs, we further include multiple choice questions which is considered the most difficult type of closed-ended questions. Multiple choice question specifically contains a question prompt and four answer options represented by either phrases or sentences. The goal of LMMs is to select all correct answer options (more than one) which accurately describe the aesthetics of a video. By constructing this type of questions, we can evaluate whether current LMMs can perceive all the aesthetic issues of general videos. Moreover, these questions can be treated as the most difficult parts of our benchmark, prompting future development of large multimodal models.

Open-ended Questions. All the three questions above are classified as closed-ended questions, however, human users may want large multimodal models to give a comprehensive aesthetics descriptions and suggestions for further development of a video. To precisely evaluate the capability of explainable video aesthetics understanding for LMMs, we finally introduce open-ended questions which do not restrict answers to predefined answer sets.

3.3. Video Aesthetics Dimensions

To conduct a comprehensive evaluation of current large multimodal models on video aesthetics understanding, we specifically design 3 basic aesthetic dimensions with 12 fine-grained aesthetic dimensions, which are summarized as follows:

3.3.1. VISUAL FORM.

Visual form evaluates how visual components are structurally organized within the frame, focusing on 5 sub-dimensions, including visual composition, Visual elements & structure, shot size, depth of field, and visual subject. **Visual composition** evaluates overall compositional organization, including balance, spatial rhythm, and focal hierarchy within the frame; **Visual elements & structure** evaluates how color, geometry, spatial arrangement, and lighting are structurally integrated to form a coherent visual design; **Shot size** evaluates the appropriateness of shot scale in establishing subject prominence and supporting narrative or expressive intent; **Depth of field** evaluates the use of depth of field as a visual mechanism for subject isolation and perceptual layering. **Visual subject** evaluates the subject’s visual salience, recognizability, and expressive quality

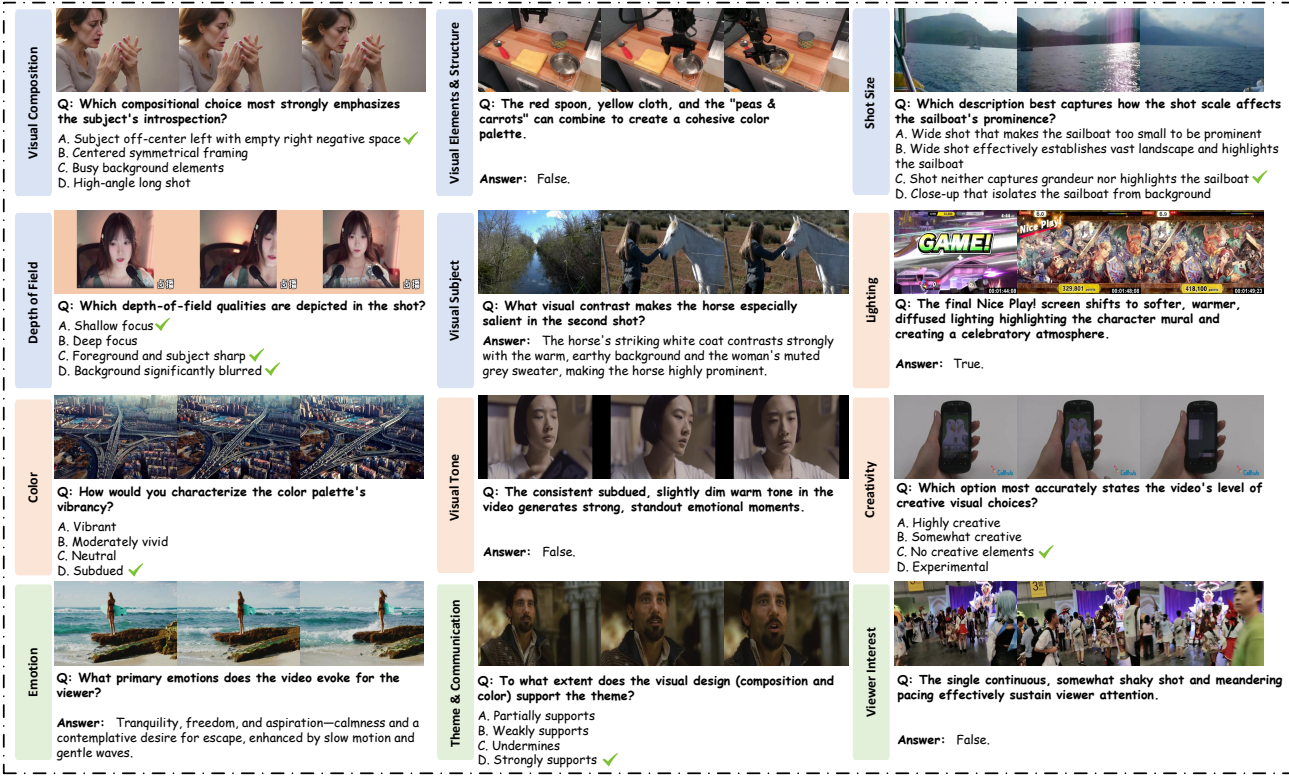


Figure 3. Visualization examples from VideoAesBench with in terms of aesthetics dimension. In our benchmark, the question type contains single-choice question, multiple-choice question, True-or-False question, and open-ended question. The aesthetic dimension concretely contains visual composition, visual elements and structure, shot size, depth of field, visual subject, lighting, color, visual tone, creativity, emotion, theme and communication, and viewer interest.

in terms of appearance, motion, and presence.

3.3.2. VISUAL STYLE.

Visual style examines the aesthetic treatment of the image through 4 sub-dimensions including lighting, color, overall visual tone, and creativity, emphasizing how these elements shape mood, atmosphere, and stylistic identity. **Lighting** evaluates lighting quality and direction in shaping the subject and scene through effective illumination. **Color** evaluates color harmony and rendering, including naturalness or deliberate stylization in the visual presentation. **Visual tone** evaluates overall visual tone, such as brightness and color temperature, and its alignment with the intended mood or atmosphere. **Creativity** evaluates the originality of ideas and execution, focusing on inventive concepts or unconventional visual and narrative choices.

3.3.3. VISUAL AFFECTIVENESS.

Visual affectiveness assesses the perceptual and emotional impact of the video, including emotional elicitation, thematic clarity, narrative communication, and the ability to capture and sustain viewer interest. We concretely divide visual affectiveness into three sub-dimensions including emo-

tion, theme & communication, and viewer interest. **Emotion** evaluates the effectiveness of emotional elicitation, including the intensity and appropriateness of the emotions evoked. **Theme & communication** evaluates the clarity and coherence of the theme and the effectiveness of visual storytelling in conveying core ideas. **Viewer Interest** evaluates the capacity to capture and sustain viewer attention through visual appeal, pacing, and perceptual engagement.

3.4. Question-Answer Pairs Construction

Based on our collected videos, we specifically utilize a human-in-the-loop strategy for constructing question answer pairs. Concretely, we first recruit professional human annotators which covers a wide ages to annotate detailed descriptions of 12 fine-grained aesthetics dimensions according to our pre-defined definitions. Then, based on the annotated descriptions of all dimensions and the original video, we utilize Gemini-2.5 (Comanici et al., 2025) to generate a complete aesthetics caption. With the obtained captions, we randomly assign a question type for each video and utilize GPT-5.2 to generate four different questions, covering various aesthetics dimensions. Finally, we recruit additional human annotators to manually check and refine

Model	Video Sources					Aesthetic Dimensions			Question Types				Overall \uparrow
	UGC	AIGC	RGC	Comp.	Game	Form	Style	Affect.	SC	MC	TF	OE	
Baseline													
Random guess	33.26	34.51	35.11	31.03	33.80	33.85	33.44	33.11	25.00	-	50.00	-	33.59
Open-source MLLMs													
InternVL3 (2B) (Zhu et al., 2025b)	34.19	41.14	34.42	29.65	39.88	35.74	36.07	35.50	37.01	21.43	57.66	22.79	35.78
InternVL3 (8B) (Zhu et al., 2025b)	48.85	48.86	54.22	51.16	54.17	49.46	51.68	47.43	56.87	39.44	65.45	27.35	49.67
InternVL3.5 (2B) (Wang et al., 2025b)	41.29	43.04	44.81	39.53	49.40	41.17	42.98	44.04	45.85	32.30	55.58	29.70	42.27
InternVL3.5 (4B) (Wang et al., 2025b)	43.78	46.58	44.48	45.35	48.81	42.25	49.70	44.31	53.33	28.88	60.00	25.28	44.76
InternVL3.5 (8B) (Wang et al., 2025b)	47.93	51.90	46.75	38.95	60.12	47.79	51.98	47.15	54.56	39.44	63.90	29.56	48.84
InternVL3.5 (14B) (Wang et al., 2025b)	42.49	40.63	43.83	50.00	45.24	42.84	44.27	40.11	37.96	43.17	61.56	31.77	42.68
InternVL3.5 (38B) (Wang et al., 2025b)	52.49	54.68	61.69	56.98	54.76	54.52	55.04	51.63	58.78	49.69	68.05	33.56	54.07
LLaVA-Next-Video (7B) (Zhang et al., 2024b)	33.82	37.22	36.04	32.56	42.26	33.58	36.26	37.26	31.97	18.94	57.40	32.04	35.09
MiniCPM-V-4.5 (7B) (Yu et al., 2025)	54.10	58.73	53.90	59.30	61.90	54.09	59.09	55.15	62.31	50.93	64.42	37.29	55.71
mPLUG-Owl3 (7B) (Ye et al., 2024)	33.78	35.70	41.23	30.81	43.45	33.91	37.45	35.09	24.63	27.02	66.23	30.66	35.14
VideoLLaMA3 (7B) (Zhang et al., 2025a)	42.81	52.66	52.27	33.14	57.74	44.83	45.26	50.00	44.63	31.99	70.91	34.81	46.01
Qwen2.5-VL (3B) (Bai et al., 2025b)	46.45	53.29	42.86	52.33	55.95	46.66	49.31	51.36	53.33	36.34	63.12	33.29	48.36
Qwen2.5-VL (7B) (Bai et al., 2025b)	54.19	62.91	58.44	49.42	60.71	56.08	55.34	59.35	61.77	44.10	71.17	41.44	56.54
Qwen2.5-VL (32B) (Bai et al., 2025b)	58.76	60.89	62.99	58.14	55.95	57.53	63.93	57.99	64.49	49.38	68.31	48.62	59.42
Qwen3-VL (2B) (Bai et al., 2025a)	45.71	50.51	48.05	42.44	58.33	47.69	48.22	45.53	46.53	40.99	62.60	38.67	47.39
Qwen3-VL (4B) (Bai et al., 2025a)	55.94	59.75	61.04	53.49	64.29	56.03	60.67	56.78	62.59	50.00	69.09	41.44	57.48
Qwen3-VL (8B) (Bai et al., 2025a)	57.97	61.39	60.06	52.91	69.05	58.77	59.88	59.21	61.90	52.17	70.65	47.65	59.17
Qwen3-VL (32B) (Bai et al., 2025a)	66.36	68.73	66.88	61.05	66.67	66.09	70.36	63.14	69.80	60.87	74.81	56.91	66.69
Closed-source MLLMs													
GPT-5.2 (Singh et al., 2025)	63.41	63.54	64.61	61.05	61.31	63.46	62.06	64.77	62.45	52.48	68.57	69.20	63.33
o3 (OpenAI, 2025)	66.82	58.99	67.86	66.28	53.57	66.31	65.61	58.67	66.80	59.63	66.75	62.02	64.55
Qwen3-VL-Plus (Bai et al., 2025a)	61.66	62.03	64.61	59.30	66.67	61.19	64.72	60.84	61.22	52.80	73.51	60.08	62.11
Claude-Sonnet-4.5 (Anthropic, 2025)	68.29	67.09	68.51	63.95	69.05	66.31	69.66	69.38	73.33	64.91	68.83	58.43	67.88
Gemini-2.5-Pro (Comanici et al., 2025)	64.24	61.01	65.58	71.51	62.50	65.18	64.23	60.30	67.21	54.04	72.73	56.63	63.91

Table 3. Experimental results on VideoAesBench for video aesthetic quality perception capability of LLMs. The abbreviations “Form”, “Style”, and “Affect.” denote three aesthetic perspectives: visual form, visual style, and visual affectiveness, respectively. “Comp.” denotes compression videos. The best and runner-up performances are bold and underlined, respectively.

the generated question and answer through a GUI software. Each question is checked by at least three human annotators. During the collecting process, if none of the four question-answer pairs are satisfactory, the videos are captioned again to ensure the correctness of each question-answer pair. After collection, VideoAesBench contains diverse video types and questions, which are shown in Figure 2 and 3.

4. VideoAesBench Experiments

4.1. Experimental Setup

Comparison LLMs. To validate the perception ability of current large multimodal models (LLMs) on video aesthetics, we select 16 open-source models and 5 closed-source models on our VideoAesBench to conduct a comprehensive evaluation. Concretely, (1) Open-source LLMs contain: Qwen2.5-VL series (Bai et al., 2025b), Qwen3-VL series (Bai et al., 2025a), InternVL3 series (Zhu et al., 2025b), InternVL3.5 series (Wang et al., 2025b), VideoLLaMA3-7B (Zhang et al., 2025a), mPLUG-Owl3-7B (Ye et al., 2024), MiniCPM-V-4.5 (Yu et al., 2025), LLaVA-NeXT-Video-7B (Zhang et al., 2024a); (2) Closed-source LLMs contain: Claude-Sonnet-4.5 (Anthropic, 2025), Gemini-2.5-Pro (Comanici et al., 2025), GPT-5.2 (), Qwen-VL-Plus (Bai et al., 2025a), OpenAI O3 (OpenAI, 2025);

Evaluation Metrics. The questions in our VideoAesBench are divided into closed-ended (single-choice, multiple-

choice, and True-or-False question types) and open-ended questions. For closed-ended questions, a answer is considered correct only if all and only the correct options are selected. As for open-ended questions, considering common rule-based evaluation method is not suitable, we employ GPT-5 to calculate a perception score by comparing the ground truth language answer and a LLM’s answer. We specifically design a text prompt for evaluating the open-ended video aesthetics perception questions.

4.2. Main Results

The overall video aesthetics perception and fine-grained performance on **VideoAesBench** are summarized in Table 3 and Figure 4. Meanwhile, the LLMs’ performance across various aesthetics dimensions are reported in Table 4. The LLMs’ performance across various video content are listed in Table 5. Through analyzing the results from all tables, several findings are discovered and shown as follows:

1) General Performance. Closed-source LLMs are better than open-source LLMs, except for Qwen3-VL. As observed from the results presented in Table 3, we can find that all the large multimodal models with sizes larger than 4B significantly outperform the random guess baseline, demonstrating that current LLMs already contain the foundational ability to understand video aesthetics. Considering the open-source LLMs, we can observe that the Qwen3-VL (59.17%), Qwen2.5-VL (56.54%), and MiniCPM-V-4.5

Model	Visual Form					Visual Style				Visual Affectiveness		
	Compos.	Element	Shot	Depth	Subject	Lighting	Color	Tone	Creativity	Emotion	Theme	Interest
<i>Baseline</i>												
Random guess	33.26	35.10	35.33	33.07	34.62	33.64	31.33	36.11	34.29	33.20	30.95	34.47
<i>Open-source MLLMs</i>												
InternVL3 (2B) (Zhu et al., 2025b)	36.44	34.21	41.60	33.84	31.13	36.58	34.56	41.53	34.30	43.22	37.39	27.50
InternVL3 (8B) (Zhu et al., 2025b)	48.87	48.83	50.42	51.29	45.28	51.32	54.78	47.46	50.83	52.54	50.90	40.36
InternVL3.5 (2B) (Wang et al., 2025b)	38.98	42.98	45.80	40.30	43.40	39.21	45.59	44.07	45.45	44.07	40.54	46.79
InternVL3.5 (4B) (Wang et al., 2025b)	39.41	47.08	49.16	39.44	42.45	46.84	54.78	51.69	47.52	48.31	47.30	38.57
InternVL3.5 (8B) (Wang et al., 2025b)	47.46	47.08	47.90	48.06	50.94	55.53	49.26	47.46	51.65	53.39	50.90	38.93
InternVL3.5 (14B) (Wang et al., 2025b)	38.70	43.27	49.58	46.55	37.74	41.84	49.26	50.85	39.26	38.98	43.24	38.57
InternVL3.5 (38B) (Wang et al., 2025b)	54.52	52.92	55.04	54.53	58.49	51.84	55.88	61.86	55.79	55.51	51.35	48.57
LLaVA-Next-Video (7B) (Zhang et al., 2024a)	32.20	31.58	36.55	34.48	38.68	43.68	26.84	45.76	30.58	42.80	38.29	31.79
MiniCPM-V-4.5 (7B) (Yu et al., 2025)	53.95	50.00	57.14	56.03	52.83	57.37	62.87	56.78	58.68	62.29	60.81	44.64
mPLUG-Owl3 (7B) (Ye et al., 2024)	32.34	34.80	44.12	30.60	33.02	41.58	34.93	43.22	30.99	47.88	28.38	29.64
VideoLLaMA3 (7B) (Zhang et al., 2025a)	43.93	50.00	51.26	42.24	31.13	43.16	42.28	54.24	47.52	52.12	48.20	49.64
Qwen2.5-VL (3B) (Bai et al., 2025b)	47.46	43.27	53.36	43.53	50.94	49.21	54.41	49.15	43.80	56.78	47.75	49.64
Qwen2.5-VL (7B) (Bai et al., 2025b)	58.47	54.68	60.92	48.71	66.04	53.68	59.56	47.46	57.02	59.75	59.46	58.93
Qwen2.5-VL (32B) (Bai et al., 2025b)	53.53	62.57	61.76	58.41	54.72	59.74	68.75	62.71	65.70	66.95	53.15	54.29
Qwen3-VL (2B) (Bai et al., 2025a)	46.89	47.08	53.36	45.26	52.83	53.68	47.06	49.15	40.50	51.69	45.50	40.36
Qwen3-VL (4B) (Bai et al., 2025a)	53.53	56.14	61.34	56.47	58.49	62.11	61.76	57.63	58.68	64.83	59.46	47.86
Qwen3-VL (8B) (Bai et al., 2025a)	58.19	62.28	57.98	58.62	53.77	57.89	64.71	61.86	56.61	60.17	60.81	57.14
Qwen3-VL (32B) (Bai et al., 2025a)	<u>65.25</u>	68.71	<u>65.55</u>	<u>66.38</u>	63.21	71.05	<u>72.43</u>	<u>63.56</u>	70.25	63.56	68.02	58.93
<i>Commercial MLLMs</i>												
GPT-5.2 (Singh et al., 2025)	61.16	67.84	63.87	61.64	<u>71.70</u>	61.32	57.72	59.32	<u>69.42</u>	<u>67.37</u>	64.86	<u>62.50</u>
o3 (Singh et al., 2025)	64.55	<u>68.42</u>	63.45	68.53	67.92	63.95	66.18	66.10	67.36	58.47	55.86	61.07
Qwen3-VL-Plus (Bai et al., 2025a)	61.72	64.91	63.87	55.82	63.21	65.79	70.22	59.32	59.50	64.83	60.81	57.50
Claude-Sonnet-4.5 (Anthropic, 2025)	63.98	66.08	68.49	<u>67.67</u>	71.70	65.00	77.21	69.49	68.60	71.61	<u>65.32</u>	70.71
Gemini-2.5-Pro (Comanici et al., 2025)	67.94	64.91	57.56	64.66	66.98	<u>66.05</u>	67.65	59.32	59.92	64.41	61.71	55.71

Table 4. Experimental results on VideoAesBench for video aesthetics quality perception capabilities of LLMs across different aesthetics dimensions. “Compos.”, “Element”, “Shot”, “Depth”, and “Subject” denote visual composition, visual elements and structure, shot size, depth of field, and visual subject, respectively. The best and runner-up performances are bold and underlined, respectively.

(55.71%) are the best three LLMs under the same model size (around 7B). For the InternVL series and Qwen-VL series, we can find that the performance consistently increases as the model version updates. As for the closed-source LLMs, with the help of the internal database, current LLMs generally perform better than open-source LLMs except for Qwen3-VL-32B. Among all models, Claude-Sonnet-4.5 and o3 are the best two LLMs. Considering all the LLMs, Claude-Sonnet-4.5 and Qwen3-VL-32B are the best two LLMs with quite good performance (67.88% and 66.69%). Qwen3-VL is the only open-source model which is comparable against closed source LLMs. However, we can also observe that these two models still have room for improvement, inspiring for future development of video aesthetics understanding large multimodal models.

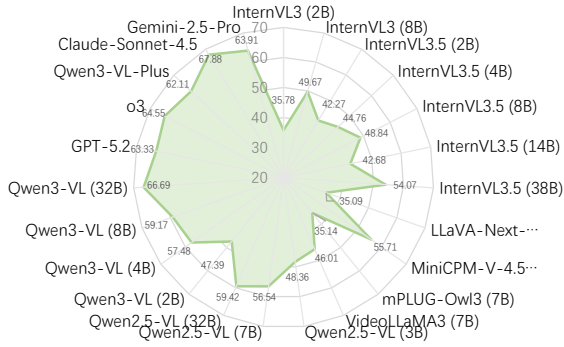
2) Question type. Multiple choice questions and open-ended questions are harder than others. As summarized in Table 3, the difficulty of all types of question formats generally follow an intuitive trend: Multiple choice > Open ended > Single choice > True or False. To be noticed, the best LLM, Claude-Sonnet-4.5, only achieves 64.91% for multiple choice questions, indicating that current LLMs still struggle with diverse complex video aesthetics understanding tasks. Meanwhile, we can find that different LLMs are good at various question types: Qwen3-VL-32B performs best (74.81%) on True or False questions, Claude-Sonnet-4.5 performs best on single choice questions (73.33%) and multiple choice questions (64.91%), and GPT-5.2 performs best (69.20%) on open-ended questions.

3) Aesthetics Dimension. LLMs exhibit relatively unbalanced performance on various video aesthetic perspectives. As summarized in Table 4, current LLMs demonstrate different abilities across various aesthetics dimensions. First, considering all the state-of-the-art LLMs, they mainly achieve stronger performance in understanding color, visual subject, and creativity. Surprisingly, LLMs achieve relatively high performance in understanding the creativity of videos, showing that abstract creative consciousness is easy for LLMs. Second, after inspecting each LLM, we can observe that the Qwen3-VL-32B model performs well in understanding visual element and structure, lighting, color, visual tone, creativity, and Theme & Communication; ChatGPT-o3 is good at understanding visual element and structure, depth of field; Claude-Sonnet-4.5 is good at understanding shot size, depth of field, visual subject, color, visual tone, emotion, and Theme & Communication; Gemini-2.5-Pro is good at understanding visual composition and color.

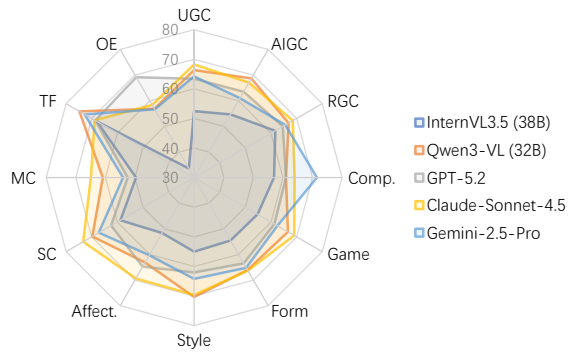
4) Video Sources. Different LLMs have their own unhandled types of videos. As summarized in Table 3, Table 5, we can observe that considering all state-of-the-art LLMs, current LLMs performs relatively balanced results on five kinds of videos including UGC, AIGC, RGC, compression, and gaming videos. It demonstrates that, for video aesthetics understanding, current LLMs are able to handle diverse video types. Meanwhile, we can see that different LLMs have their own advantages: Qwen3-VL-32B specializes in understanding the aesthetics of AIGC videos; Claude-

Model	UGC			AIGC			RGC			Compression			Game		
	Form	Style	Affect.	Form	Style	Affect.	Form	Style	Affect.	Form	Style	Affect.	Form	Style	Affect.
<i>Baseline</i>															
Random guess	33.18	33.05	33.86	36.26	34.27	32.09	34.46	37.50	31.25	33.33	25.00	30.00	33.33	31.25	37.50
<i>Open-source MLLMs</i>															
InternVL3 (2B) (Zhu et al., 2025b)	35.34	32.65	32.99	44.74	38.56	38.21	25.00	42.86	37.04	21.57	33.33	47.50	38.04	52.63	31.58
InternVL3 (8B) (Zhu et al., 2025b)	48.24	51.89	46.19	50.29	48.31	47.17	51.56	53.17	62.96	52.94	46.67	50.00	55.43	68.42	36.84
InternVL3.5 (2B) (Wang et al., 2025b)	40.45	41.41	43.65	44.44	41.53	42.45	40.62	48.41	46.30	35.29	43.33	47.50	45.65	57.89	50.00
InternVL3.5 (4B) (Wang et al., 2025b)	42.13	50.00	39.59	44.44	49.15	47.17	35.94	44.44	64.81	37.25	50.00	62.50	50.00	65.79	28.95
InternVL3.5 (8B) (Wang et al., 2025b)	47.99	50.34	44.16	49.71	53.39	53.77	44.53	47.62	50.00	33.33	70.00	30.00	58.70	68.42	55.26
InternVL3.5 (14B) (Wang et al., 2025b)	42.04	45.02	40.10	42.11	41.53	37.26	45.31	46.03	35.19	48.04	56.67	50.00	46.74	34.21	52.63
InternVL3.5 (38B) (Wang et al., 2025b)	53.85	51.72	49.49	56.73	53.39	52.83	58.59	65.08	61.11	51.96	70.00	60.00	52.17	71.05	44.74
LLaVA-Next-Video (7B) (Zhang et al., 2024a)	32.08	34.36	38.32	39.18	34.75	36.79	33.59	43.65	24.07	27.45	30.00	47.50	39.13	55.26	36.84
MiniCPM-V-4.5 (7B) (Yu et al., 2025)	53.10	56.36	53.81	57.89	61.86	56.60	48.44	58.73	55.56	50.00	70.00	75.00	65.22	76.32	39.47
mPLUG-Owl3 (7B) (Ye et al., 2024)	32.66	35.40	34.77	35.38	36.44	35.38	35.94	46.83	40.74	30.39	30.00	32.50	45.65	50.00	31.58
VideoLLaMA3 (7B) (Zhang et al., 2025a)	43.22	39.52	46.45	51.17	55.08	52.36	42.19	54.76	70.37	31.37	30.00	40.00	60.87	52.63	55.26
Qwen2.5-VL (3B) (Bai et al., 2025b)	44.05	48.45	50.76	56.43	50.00	51.89	36.72	49.21	42.59	45.10	56.67	67.50	59.78	52.63	50.00
Qwen2.5-VL (7B) (Bai et al., 2025b)	52.85	53.61	59.14	66.96	57.63	62.26	64.06	54.76	53.70	36.27	56.67	77.50	68.48	68.42	34.21
Qwen2.5-VL (32B) (Bai et al., 2025b)	58.71	61.17	55.33	57.31	66.95	59.91	59.38	66.67	62.96	47.06	76.67	72.50	52.17	68.42	52.63
Qwen3-VL (2B) (Bai et al., 2025a)	45.39	46.05	46.19	56.14	49.15	42.92	42.19	53.97	48.15	43.14	36.67	45.00	58.70	65.79	50.00
Qwen3-VL (4B) (Bai et al., 2025a)	55.70	56.87	55.33	59.36	62.71	57.08	50.78	<u>68.25</u>	68.52	46.08	70.00	60.00	66.30	73.68	50.00
Qwen3-VL (8B) (Bai et al., 2025a)	58.38	57.90	56.85	61.99	61.86	59.91	57.81	59.52	66.67	42.16	70.00	67.50	71.74	71.05	<u>60.53</u>
Qwen3-VL (32B) (Bai et al., 2025a)	65.41	<u>70.10</u>	63.71	71.35	72.03	60.85	<u>65.62</u>	65.87	72.22	53.92	70.00	72.50	<u>69.57</u>	78.95	47.37
<i>Commercial MLLMs</i>															
GPT-5.2 (Singh et al., 2025)	62.90	63.06	<u>65.48</u>	68.13	59.32	60.85	<u>63.28</u>	63.49	70.37	56.86	56.67	75.00	60.87	63.16	60.53
o3 (Singh et al., 2025)	68.68	66.15	62.18	64.33	61.44	47.64	69.53	61.90	77.78	61.76	<u>76.67</u>	70.00	43.48	86.84	44.74
Qwen3-VL-Plus (Bai et al., 2025a)	61.06	62.54	62.18	61.70	66.10	58.02	65.62	69.84	50.00	49.02	70.00	77.50	68.48	68.42	60.53
Claude-Sonnet-4.5 (Anthropic, 2025)	66.25	71.13	70.30	<u>68.71</u>	<u>67.37</u>	64.15	66.41	64.29	83.33	57.84	70.00	75.00	67.39	78.95	63.16
Gemini-2.5-Pro (Comanici et al., 2025)	<u>66.58</u>	62.54	59.64	63.16	61.44	57.08	60.16	67.46	74.07	68.63	83.33	70.00	57.61	<u>81.58</u>	55.26

Table 5. Experimental results on VideoAesBench for video aesthetic quality perception capabilities of LMMs across different video sources. The best and runner-up performances are bold and underlined, respectively.



(a) Overall Performance on VideoAesBench



(b) Subclass Performance on VideoAesBench

Figure 4. Performance comparison of MLLMs on VideoAesBench. (a) Overall performance across all evaluated MLLMs. (b) Performance of five representative MLLMs across different subclasses, including video sources, aesthetic dimensions, and question types.

Sonnet-4.5 is good at understanding the aesthetics of UGC, RGC, and gaming videos; Gemini-2.5-Pro specializes in understanding the aesthetics of compression videos. Current LMMs have their own unbalanced video types, where a powerful LMM which is able to handle all types of videos is still needed.

5. Conclusion

In this paper, we introduce **VideoAesBench**, a comprehensive benchmark for evaluating LMMs’ understanding of video aesthetic quality. VideoAesBench has several significant characteristics: (1) Diverse content including 1,804 videos from multiple video sources including user-generated (UGC), AI-generated (AIGC), compressed,

robotic-generated (RGC), and game videos. (2) Multiple question formats containing traditional single-choice questions, multi-choice questions, True or False questions, and a novel open-ended questions for video aesthetics description. (3) Holistic video aesthetics dimensions including visual form related questions from 5 aspects, visual style related questions from 4 aspects, and visual affectiveness questions from 3 aspects. Based on VideoAesBench, we benchmark 23 open-source and commercial large multi-modal models. Our findings show that current LMMs only contain basic video aesthetics perception ability, their performance remains incomplete and imprecise. We hope our VideoAesBench can be served as a strong testbed and offer insights for explainable video aesthetics assessment.

6. Broader Impact Statement

VideoAesBench proposes a holistic benchmark for evaluating LMMs’ video aesthetics perception capabilities for both real world videos and AI-generated videos. It is helpful for identifying the aesthetics issues of videos and providing improvement advice for optimizing both real captured videos and AI-generated videos.

References

- Anthropic. Claude-sonnet-4.5. <https://www.anthropic.com/news/claude-sonnet-4-5/>, 2025.
- Bai, S., Cai, Y., Chen, R., Chen, K., Chen, X., Cheng, Z., Deng, L., Ding, W., Gao, C., Ge, C., Ge, W., Guo, Z., Huang, Q., Huang, J., Huang, F., Hui, B., Jiang, S., Li, Z., Li, M., Li, M., Li, K., Lin, Z., Lin, J., Liu, X., Liu, J., Liu, C., Liu, Y., Liu, D., Liu, S., Lu, D., Luo, R., Lv, C., Men, R., Meng, L., Ren, X., Ren, X., Song, S., Sun, Y., Tang, J., Tu, J., Wan, J., Wang, P., Wang, P., Wang, Q., Wang, Y., Xie, T., Xu, Y., Xu, H., Xu, J., Yang, Z., Yang, M., Yang, J., Yang, A., Yu, B., Zhang, F., Zhang, H., Zhang, X., Zheng, B., Zhong, H., Zhou, J., Zhou, F., Zhou, J., Zhu, Y., and Zhu, K. Qwen3-vl technical report. *arXiv preprint arXiv:2511.21631*, 2025a.
- Bai, S., Chen, K., Liu, X., Wang, J., Ge, W., Song, S., Dang, K., Wang, P., Wang, S., Tang, J., et al. Qwen2.5-vl technical report. *arXiv preprint arXiv:2502.13923*, 2025b.
- Chen, L., Li, J., Dong, X., Zhang, P., Zang, Y., Chen, Z., Duan, H., Wang, J., Qiao, Y., Lin, D., et al. Are we on the right way for evaluating large vision-language models? *Advances in Neural Information Processing Systems*, 37: 27056–27087, 2024.
- Comanici, G., Bieber, E., Schaekermann, M., Pasupat, I., Sachdeva, N., Dhillon, I., Blistein, M., Ram, O., Zhang, D., Rosen, E., et al. Gemini 2.5: Pushing the frontier with advanced reasoning, multimodality, long context, and next generation agentic capabilities. *arXiv preprint arXiv:2507.06261*, 2025.
- Datta, R., Joshi, D., Li, J., and Wang, J. Z. Studying aesthetics in photographic images using a computational approach. In *European conference on computer vision*, pp. 288–301. Springer, 2006.
- Dhar, S., Ordonez, V., and Berg, T. L. High level describable attributes for predicting aesthetics and interestingness. In *CVPR 2011*, pp. 1657–1664. IEEE, 2011.
- Duan, H., Hu, Q., Wang, J., Yang, L., Xu, Z., Liu, L., Min, X., Cai, C., Ye, T., Zhang, X., et al. Finevq: Fine-grained user generated content video quality assessment. In *Proceedings of the Computer Vision and Pattern Recognition Conference*, pp. 3206–3217, 2025.
- Fu, C., Dai, Y., Luo, Y., Li, L., Ren, S., Zhang, R., Wang, Z., Zhou, C., Shen, Y., Zhang, M., et al. Video-mme: The first-ever comprehensive evaluation benchmark of multi-modal llms in video analysis. In *Proceedings of the Computer Vision and Pattern Recognition Conference*, pp. 24108–24118, 2025.
- Gao, Y., Min, X., Han, J., Cao, Y., Wu, S., Dou, Y., and Zhai, G. Multi-dimensional text-to-face image quality assessment using llm: Database and method. In *Proceedings of the 33rd ACM International Conference on Multimedia*, pp. 6948–6957, 2025a.
- Gao, Z., Li, Y., Wu, S., Cao, Y., Duan, H., and Zhai, G. Ges-qa: A multidimensional quality assessment dataset for audio-to-3d gesture generation. *arXiv preprint arXiv:2508.12020*, 2025b.
- Ge, Q., Sun, W., Zhang, Y., Li, Y., Ji, Z., Sun, F., Jui, S., Min, X., and Zhai, G. Lmm-vqa: Advancing video quality assessment with large multimodal models. *IEEE Transactions on Circuits and Systems for Video Technology*, 2025.
- He, S., Zhang, Y., Xie, R., Jiang, D., and Ming, A. Rethinking image aesthetics assessment: Models, datasets and benchmarks. In *IJCAI*, pp. 942–948, 2022.
- He, S., Ming, A., Li, Y., Sun, J., Zheng, S., and Ma, H. Thinking image color aesthetics assessment: Models, datasets and benchmarks. In *Proceedings of the IEEE/CVF International Conference on Computer Vision*, pp. 21838–21847, 2023.
- Huang, Y., Sheng, X., Yang, Z., Yuan, Q., Duan, Z., Chen, P., Li, L., Lin, W., and Shi, G. Aesexpert: Towards multi-modality foundation model for image aesthetics perception. In *Proceedings of the 32nd ACM International Conference on Multimedia*, pp. 5911–5920, 2024a.
- Huang, Y., Yuan, Q., Sheng, X., Yang, Z., Wu, H., Chen, P., Yang, Y., Li, L., and Lin, W. Aesbench: An expert benchmark for multimodal large language models on image aesthetics perception. *arXiv preprint arXiv:2401.08276*, 2024b.
- Jin, J., Ying, J., Duan, H., Yang, L., Wu, S., Li, Y., Zheng, Y., Min, X., and Zhai, G. Rgc-vqa: An exploration database for robotic-generated video quality assessment. In *Proceedings of the 33rd ACM International Conference on Multimedia*, pp. 13413–13420, 2025.

- Jin, X., Qiao, Q., Lu, Y., Wang, H., Huang, H., Gao, S., Liu, J., and Li, R. Apddv2: Aesthetics of paintings and drawings dataset with artist labeled scores and comments. *arXiv preprint arXiv:2411.08545*, 8(9), 2024.
- Li, K., Wang, Y., He, Y., Li, Y., Wang, Y., Liu, Y., Wang, Z., Xu, J., Chen, G., Luo, P., et al. Mvbench: A comprehensive multi-modal video understanding benchmark. In *Proceedings of the IEEE/CVF Conference on Computer Vision and Pattern Recognition*, pp. 22195–22206, 2024a.
- Li, L., Sheng, X., Chen, P., Wu, J., and Dong, W. Towards explainable image aesthetics assessment with attribute-oriented critiques generation. *IEEE Transactions on Circuits and Systems for Video Technology*, 2024b.
- Li, Y., Wu, S., Duan, H., Zhu, Y., Jia, Q., and Zhai, G. Exploring instruction data quality for explainable image quality assessment. *arXiv preprint arXiv:2510.03880*, 2025a.
- Li, Y., Wu, S., Sun, W., Zhang, Z., Zhu, Y., Zhang, Z., Duan, H., Min, X., and Zhai, G. Aghi-qa: A subjective-aligned dataset and metric for ai-generated human images. *arXiv preprint arXiv:2504.21308*, 2025b.
- Li, Y., Wu, S., Zhu, Y., Duan, H., Zhang, Z., and Zhai, G. Dhqa-4d: Perceptual quality assessment of dynamic 4d digital human. *arXiv preprint arXiv:2510.03874*, 2025c.
- Liu, Y., Duan, H., Zhang, Y., Li, B., Zhang, S., Zhao, W., Yuan, Y., Wang, J., He, C., Liu, Z., et al. Mmbench: Is your multi-modal model an all-around player? In *European conference on computer vision*, pp. 216–233. Springer, 2024.
- OpenAI, O. o3 and o4-mini system card. *Preprint*, 2025.
- Qiao, Q., Zheng, D., Bo, Y., Peng, B., Huang, H., Jiang, L., Wang, H., Chen, J., Zhou, J., and Jin, X. Vadb: A large-scale video aesthetic database with professional and multi-dimensional annotations. *arXiv preprint arXiv:2510.25238*, 2025.
- Singh, A., Fry, A., Perelman, A., Tart, A., Ganesh, A., El-Kishky, A., McLaughlin, A., Low, A., Ostrow, A., Ananthram, A., et al. Openai gpt-5 system card. *arXiv preprint arXiv:2601.03267*, 2025.
- Vu, P. V., Vu, C. T., and Chandler, D. M. A spatiotemporal most-apparent-distortion model for video quality assessment. In *2011 18th IEEE international conference on image processing*, pp. 2505–2508. IEEE, 2011.
- Wang, J., Duan, H., Jia, Z., Zhao, Y., Yang, W. Y., Zhang, Z., Chen, Z., Wang, J., Xing, Y., Zhai, G., et al. Love: Benchmarking and evaluating text-to-video generation and video-to-text interpretation. *arXiv preprint arXiv:2505.12098*, 2025a.
- Wang, W., Gao, Z., Gu, L., Pu, H., Cui, L., Wei, X., Liu, Z., Jing, L., Ye, S., Shao, J., et al. Intervl3. 5: Advancing open-source multimodal models in versatility, reasoning, and efficiency. *arXiv preprint arXiv:2508.18265*, 2025b.
- Wei, X., Wu, S., Xu, Z., Li, Y., Duan, H., Min, X., and Zhai, G. Vtonqa: A multi-dimensional quality assessment dataset for virtual try-on. *arXiv preprint arXiv:2601.02945*, 2026.
- Wu, H., Zhang, E., Liao, L., Chen, C., Hou, J., Wang, A., Sun, W., Yan, Q., and Lin, W. Exploring video quality assessment on user generated contents from aesthetic and technical perspectives. In *Proceedings of the IEEE/CVF International Conference on Computer Vision*, pp. 20144–20154, 2023a.
- Wu, H., Zhang, E., Liao, L., Chen, C., Hou, J., Wang, A., Sun, W., Yan, Q., and Lin, W. Towards explainable in-the-wild video quality assessment: a database and a language-prompted approach. In *Proceedings of the 31st acm international conference on multimedia*, pp. 1045–1054, 2023b.
- Wu, H., Zhang, Z., Zhang, E., Chen, C., Liao, L., Wang, A., Li, C., Sun, W., Yan, Q., Zhai, G., et al. Q-bench: A benchmark for general-purpose foundation models on low-level vision. *arXiv preprint arXiv:2309.14181*, 2023c.
- Wu, S., Yan, Y., Li, Y., Cheng, Y., Zhu, W., Gao, K., Li, X., and Zhai, G. Ganhead: Towards generative animatable neural head avatars. In *Proceedings of the IEEE/CVF conference on computer vision and pattern recognition*, pp. 437–447, 2023d.
- Wu, S., Li, Y., Duan, H., Jiang, Y., Zhu, Y., and Zhai, G. Hveval: Towards unified evaluation of human-centric video generation and understanding. In *Proceedings of the 33rd ACM International Conference on Multimedia*, pp. 13376–13383, 2025a.
- Wu, S., Li, Y., Xu, Z., Gao, Y., Duan, H., Sun, W., and Zhai, G. Fvq: A large-scale dataset and an lmm-based method for face video quality assessment. In *Proceedings of the 33rd ACM International Conference on Multimedia*, pp. 6928–6937, 2025b.
- Yang, W. Y., Wang, J., Wu, S., Duan, H., Zhu, Y., Yang, L., Fu, K., Zhai, G., and Min, X. Lmme3dhf: Benchmarking and evaluating multimodal 3d human face generation with lmm. In *Proceedings of the 33rd ACM International Conference on Multimedia*, pp. 8825–8834, 2025.
- Ye, J., Xu, H., Liu, H., Hu, A., Yan, M., Qian, Q., Zhang, J., Huang, F., and Zhou, J. mplug-owl3: Towards long image-sequence understanding in multi-modal large language models. *arXiv preprint arXiv:2408.04840*, 2024.

- Ying, Z., Mandal, M., Ghadiyaram, D., and Bovik, A. Patch-vq: 'patching up' the video quality problem. In *Proceedings of the IEEE/CVF conference on computer vision and pattern recognition*, pp. 14019–14029, 2021.
- You, J. and Korhonen, J. Deep neural networks for no-reference video quality assessment. In *2019 IEEE International Conference on Image Processing (ICIP)*, pp. 2349–2353. IEEE, 2019.
- Yu, T., Wang, Z., Wang, C., Huang, F., Ma, W., He, Z., Cai, T., Chen, W., Huang, Y., Zhao, Y., et al. Minicpm-v 4.5: Cooking efficient mllms via architecture, data, and training recipe. *arXiv preprint arXiv:2509.18154*, 2025.
- Yu, X., Birkbeck, N., Wang, Y., Bampis, C. G., Adsumilli, B., and Bovik, A. C. Predicting the quality of compressed videos with pre-existing distortions. *IEEE Transactions on Image Processing*, 30:7511–7526, 2021.
- Yu, X., Ying, Z., Birkbeck, N., Wang, Y., Adsumilli, B., and Bovik, A. C. Subjective and objective analysis of streamed gaming videos. *IEEE Transactions on Games*, 16(2):445–458, 2023.
- Zhang, B., Li, K., Cheng, Z., Hu, Z., Yuan, Y., Chen, G., Leng, S., Jiang, Y., Zhang, H., Li, X., et al. Videollama 3: Frontier multimodal foundation models for image and video understanding. *arXiv preprint arXiv:2501.13106*, 2025a.
- Zhang, Y., Li, B., Liu, h., Lee, Y. j., Gui, L., Fu, D., Feng, J., Liu, Z., and Li, C. Llava-next: A strong zero-shot video understanding model, April 2024a. URL <https://llava-vl.github.io/blog/2024-04-30-llava-next-video/>.
- Zhang, Y., Wu, J., Li, W., Li, B., Ma, Z., Liu, Z., and Li, C. Video instruction tuning with synthetic data. *arXiv preprint arXiv:2410.02713*, 2024b.
- Zhang, Z., Wu, W., Sun, W., Tu, D., Lu, W., Min, X., Chen, Y., and Zhai, G. Md-vqa: Multi-dimensional quality assessment for ugc live videos. In *Proceedings of the IEEE/CVF Conference on Computer Vision and Pattern Recognition*, pp. 1746–1755, 2023.
- Zhang, Z., Jia, Z., Wu, H., Li, C., Chen, Z., Zhou, Y., Sun, W., Liu, X., Min, X., Lin, W., et al. Q-bench-video: Benchmark the video quality understanding of lmms. In *Proceedings of the Computer Vision and Pattern Recognition Conference*, pp. 3229–3239, 2025b.
- Zhang, Z., Wang, J., Guo, Y., et al. Aibench: Towards trustworthy evaluation under the 45° law. *Displays*, pp. 103255, 2025c. ISSN 0141-9382. doi: 10.1016/j.displa.2025.103255.
- Zhang, Z., Wang, J., Wen, F., Guo, Y., et al. Large multimodal models evaluation: A survey. *SCIENCE CHINA Information Sciences*, 68(12):221301–221369, 2025d. doi: <https://doi.org/10.1007/s11432-025-4676-4>.
- Zheng, Q., Tu, Z., Zeng, X., Bovik, A. C., and Fan, Y. A completely blind video quality evaluator. *IEEE Signal Processing Letters*, 29:2228–2232, 2022.
- Zhou, Y., Zhang, Z., Wu, S., Jia, J., Jiang, Y., Sun, W., Liu, X., Min, X., and Zhai, G. Mi3s: A multimodal large language model assisted quality assessment framework for ai-generated talking heads. *Information Processing & Management*, 63(1):104321, 2026.
- Zhu, H., Shi, J., Shao, Z., Yao, R., Sun, K., and Li, L. Progressively generated text-assisted image aesthetic quality assessment. *IEEE Transactions on Fuzzy Systems*, 2025a.
- Zhu, J., Wang, W., Chen, Z., Liu, Z., Ye, S., Gu, L., Tian, H., Duan, Y., Su, W., Shao, J., et al. Internvl3: Exploring advanced training and test-time recipes for open-source multimodal models. *arXiv preprint arXiv:2504.10479*, 2025b.

A. Appendix.

A.1. Open-ended Question Evaluation

In this section, we specifically explain the instruction prompts which is used to guide GPT-5.2 for evaluating the quality of the answers of open-ended questions.

The prompt is “You are a strict evaluator for open-ended question answering. \n Given: - Question: {question} \n - Reference Answer (ground truth): {gt} \n - Model Response: {pred} \n Your task is to evaluate the Model Response by comparing it ONLY against the Reference Answer. Do NOT use outside knowledge. \n Scoring rules: \n - Score 2: \n The response is semantically equivalent to the reference answer. It is accurate, complete, and directly addresses the key points of the reference. Minor paraphrasing or wording differences are acceptable. \n - Score 1: \n The response is partially correct. It contains some correct information from the reference answer, but is missing key elements, is incomplete, or contains minor inaccuracies. \n - Score 0: \n The response is incorrect, irrelevant, contradicts the reference answer, or does not meaningfully address the question. Also assign Score 0 if the response is empty, nonsensical, or not a valid answer. \n Output format (STRICT): <0|1|2> Do not provide explanations or any additional text.”

A.2. GUI demo

We also provide the GUI figure for human annotators during the collection of our VideAesBench. The figure is shown in Figure 5.

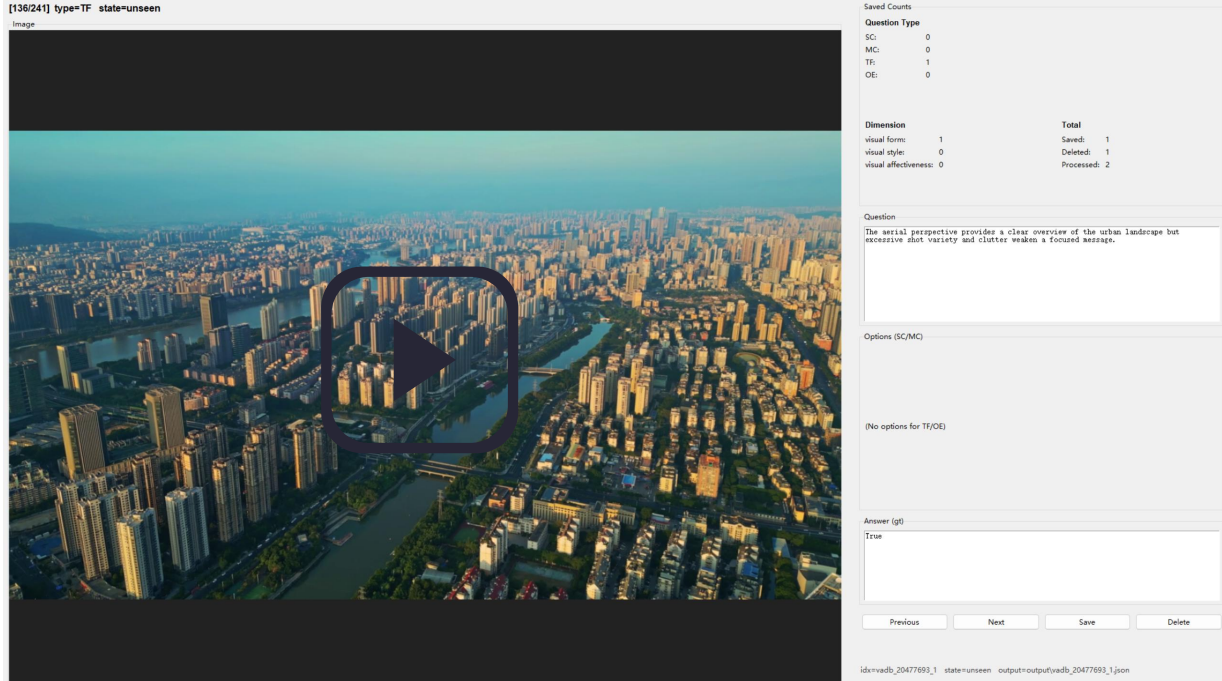


Figure 5. GUI Figure.