

Visual Disentangled Diffusion Autoencoders: Scalable Counterfactual Generation for Foundation Models

Sidney Bender^{1,2} Marco Morik^{1,2}

Abstract

Foundation models, despite their robust zero-shot capabilities, remain vulnerable to spurious correlations and “Clever Hans” strategies. Existing mitigation methods often rely on unavailable group labels or computationally expensive gradient-based adversarial optimization. To address these limitations, we propose Visual Disentangled Diffusion Autoencoders (DiDAE), a novel framework integrating frozen foundation models with disentangled dictionary learning for efficient, gradient-free counterfactual generation directly for the foundation model. DiDAE first edits foundation model embeddings in interpretable disentangled directions of the disentangled dictionary and then decodes them via a diffusion autoencoder. This allows the generation of multiple diverse, disentangled counterfactuals for each factual, much faster than existing baselines, which generate single entangled counterfactuals. When paired with Counterfactual Knowledge Distillation, DiDAE-CFKD achieves state-of-the-art performance in mitigating shortcut learning, improving downstream performance on unbalanced datasets.

1. Introduction

Deep learning models, despite impressive performance on benchmarks, remain highly vulnerable to spurious correlations, often adopting “Clever Hans” strategies that fail to generalize out-of-distribution (Lapuschkin et al., 2019; Geirhos et al., 2020). While foundation models (FMs) like CLIP (Radford et al., 2021) have demonstrated robust few-shot capabilities, recent studies indicate they systematically encode non-causal artifacts such as background textures (Kauffmann et al., 2025).

Current mitigation strategies typically rely on explicit group

labels to reweight underrepresented subgroups (e.g., GroupDRO (Sagawa et al., 2020)). These methods scale poorly when labels are unavailable or confounding variables are unknown. Explainable AI offers an alternative via *Counterfactual Knowledge Distillation* (CFKD) (Bender et al., 2023), which generates counterfactuals to expose and prune reliance on confounders. However, the efficacy of CFKD is bottlenecked by the quality and speed of Visual Counterfactual Explainers (VCEs).

As illustrated in Figure 1, state-of-the-art VCEs like ACE (Jeanneret et al., 2023) rely on iterative gradient-based optimization. This process is slow, often yields adversarial noise rather than semantic changes, and creates entangled edits. While recent gradient-free methods have been proposed to improve generation speed (Jeanneret et al., 2024; Sobieski & Biecek, 2024; Cao et al., 2025), they typically lack mechanisms for explicit semantic sparsification and diversification, limiting their utility for precise model correction.

To address these limitations, we propose **Disentangled Diffusion Autoencoders (DiDAE)**. As shown in the comparison in Figure 1 (Right), our framework wraps frozen foundation models with disentangled dictionary learning. By strictly reflecting samples along learned semantic components, DiDAE generates disentangled, diverse counterfactuals without gradient updates.

Our main contributions are as follows:

- **Visual Disentangled Diffusion Autoencoders (DiDAE):** We introduce a gradient-free framework that decomposes the latent space of frozen foundation models into interpretable disentangled directions, enabling fast and precise semantic manipulation.
- **Scalable DiDAE-CFKD:** We demonstrate that DiDAE solves the bottleneck of Counterfactual Knowledge Distillation, enabling scalable correction of large foundation models via a pre-clustered teacher approach.

Extensive evaluations show that DiDAE significantly outperforms gradient-based baselines in generation speed and achieves superior mitigation of shortcut learning on both synthetic and natural benchmarks.

¹Department of Computer Science, Technical University of Berlin, Berlin, Germany ²BIFOLD, Berlin, Germany. Correspondence to: Sidney Bender <s.bender@tu-berlin.de>.

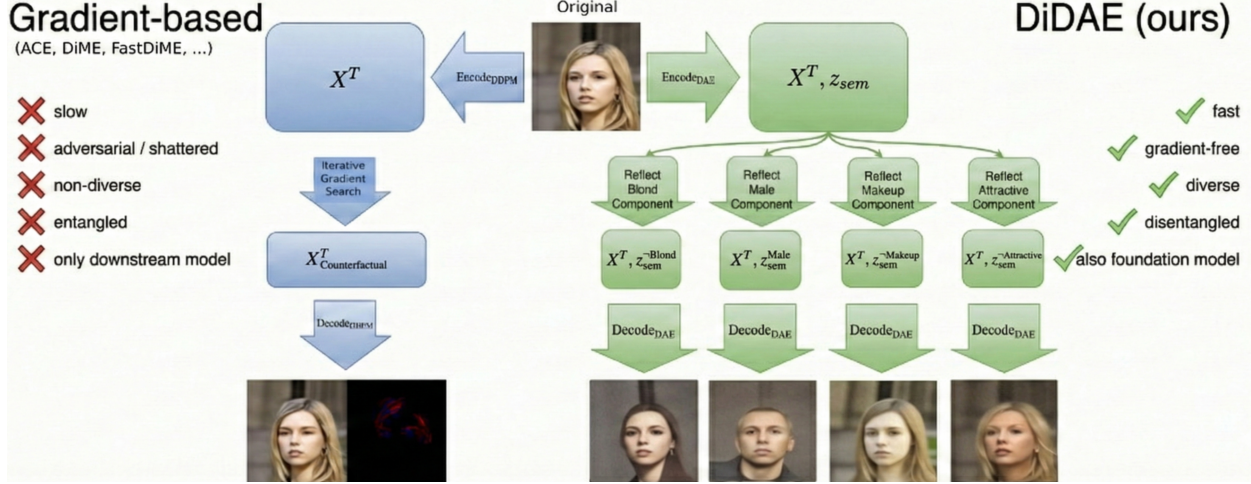


Figure 1. Comparison of traditional gradient-based counterfactuals (Left) versus the proposed DiDAE approach (Right) on a CelebA classifier trained on the “Blond Hair” label. The label is spuriously correlated with “Heavy Makeup” and “Attractive” and anti-correlated with “Male.” Traditional methods require slow, iterative gradient updates through the diffusion process, often resulting in adversarial noise or entangled changes (e.g., changing hair color and eyebrows simultaneously). In contrast, DiDAE utilizes a frozen foundation model Φ to decompose embeddings into disentangled semantic components μ . Counterfactuals are generated via simple linear reflection in this semantic space, followed by decoding via a diffusion decoder. This gradient-free approach is significantly faster and produces disentangled edits (e.g., toggling “Blond Hair” without affecting other attributes). On the left one can see an example for a counterfactual generated with ACE, which actually flipped the Blond Hair confounding Male classifiers decision, but the counterfactual seems to be primarily adversarial in nature. Furthermore, one can see in pixel-wise intensity difference map right to the counterfactual that the systematic changes made were distributed over the hair and the eyebrows. One should note that ACE would produce better results for features with a smaller pixel-footprint (like smiling) and if the explained classifier would not rely on spuriously entangled features.

2. Related Work

There are 3 corpora of related work relevant for our work: the correction of models relying on spurious correlations, visual counterfactual explainers, and interpretability of foundation models.

Spurious Correlations and Model Correction. Standard approaches to mitigate spurious correlations assume access to confounder annotations. Distributional robustness methods like GroupDRO (Sagawa et al., 2020) and DFR (Kirichenko et al., 2023) optimize worst-group performance but struggle when minority groups are too small or unknown. XAI-based methods like P-CIArC (Anders et al., 2022), EGEM (Linhardt et al., 2024), and RR-CIArC (Dreyer et al., 2024; Pahde et al., 2025) leverage attribution maps to penalize reliance on irrelevant features. However, as noted in recent critiques (Nguyen et al., 2021), attributions often fail to capture geometric or global artifacts and can remain uncorrelated with the model’s actual mechanics. CFKD (Bender et al., 2023; 2025a; Hackstein & Bender, 2025) addresses this by using counterfactuals for data augmentation, but the generation speed and quality of the underlying counterfactuals has historically bottlenecked its performance.

Visual Counterfactual Explainers (VCEs). Generating valid visual counterfactuals is a challenging inverse problem. While early methods used GANs, VAEs, or Normalizing

Flows (e.g., DiVE (Rodriguez et al., 2021), LatentShift (Cohen et al., 2025) and Diffeomorphic Counterfactuals (Dombrowski et al., 2024)), the field has shifted rapidly toward diffusion and flow-matching approaches. Proximal on-manifold counterfactuals can now be generated using methods such as DVCE (Augustin et al., 2022), DIME (Jeanneret et al., 2022), and Diff-ICE (Pegios et al., 2025). More specialized approaches like CDCT (Varshney et al., 2024) focus on generating counterfactual trajectories for concept discovery or for regression models (Ha & Bender, 2025). Recent advancements have also targeted semantic sparsity and computational efficiency. ACE (Jeanneret et al., 2023) and FastDiME (Weng et al., 2024) introduce mechanisms to generate semantically disentangled edits, while SCE (Bender et al., 2025b) explicitly optimizes for a diverse set of counterfactuals. There also exist counterfactual explanations for tabular data (Mothilal et al., 2020), graphs (Bechtoldt & Bender, 2026), and natural language (Sarkar et al., 2024), but in this paper we focus on computer vision.

Interpretability of Foundation Models. Recent work has focused on interpreting the latent spaces of FMs using Sparse Autoencoders (SAEs) (Bricken et al., 2023) or decompositions like SVD. These methods decompose dense embeddings into interpretable “concepts.” Our work bridges this interpretability research with generative counterfactuals, using the learned disentangled dictionaries to actively generate training data for robust model correction.

3. Methods

We propose a two-stage framework: first, we construct the *Visual Disentangled Diffusion Autoencoder (DiDAE)* to interpret and manipulate the latent space of a foundation model; second, we leverage this disentangled space to perform scalable model correction via *CFKD* (Bender et al., 2023) and *Projection*.

3.1. Disentangled Diffusion Autoencoder (DiDAE)

The core of our framework is a hybrid architecture that combines a frozen discriminative encoder with a conditional generative decoder. Let $\Phi(\cdot)$ be a pre-trained foundation model (e.g., CLIP) mapping an input image $x \in \mathbb{R}^{H \times W \times 3}$ to a latent embedding $z_{\text{sem}} = \Phi(x) \in \mathcal{Z}$.

Latent Decomposition. To enable semantic manipulation, we do not operate on z_{sem} directly. Instead, we learn a disentangled, invertible dictionary Ω that decomposes the dense embedding space into interpretable directions (see Section 4.2 for the decomposition algorithms). A semantic edit is defined as a perturbation δ along these dictionary directions, yielding a counterfactual embedding $z'_{\text{sem}} = z_{\text{sem}} + \delta$.

Diffusion Decoding. To map these modified embeddings back to image space without the computational overhead of iterative gradient optimization as necessary for most previous VCEs (Augustin et al., 2022; Jeanneret et al., 2022, 2023; Weng et al., 2024; Bender et al., 2025b), we employ a conditional diffusion decoder D_θ . Following the Diffusion Autoencoder (Preechakul et al., 2022) formulation, we encode the input x into a semantic code z_{sem} and a stochastic spatial code x_T (which preserves high-frequency details) as in (Song et al., 2020). The counterfactual generation is then defined as a single feed-forward decoding step:

$$\hat{x} = D_\theta(z_{\text{sem}} + \delta, x_T) \quad (1)$$

where x_T ensures the preservation of non-semantic identity (e.g., background, texture) while δ alters the target attribute.

Training. Crucially, we keep the foundation encoder Φ frozen to preserve its robust semantic manifold. We train only the decoder D_θ to reconstruct x from $(\Phi(x), x_T)$. This design allows DiDAE to inherit the zero-shot capabilities of the foundation model while enabling the precise, gradient-free editing required for scalable explanation.

3.2. Gradient-Free Analysis and Generation

We introduce two distinct algorithms for analyzing and manipulating the latent space. Algorithm 1 generates counterfactuals by strictly reflecting the sample along latent components, while Algorithm 2 generates a set of counterfactuals by projecting the sample to invert the decision boundary of a distilled classifier.

Algorithm 1 DiDAE: Component Reflection

Input: Image x , Frozen Encoder Φ , Diffusion Decoder D_θ , Disentangled Dictionary Ω

Output: Set of component reflections $\{\tilde{x}_k\}$

```

 $z_{\text{sem}} \leftarrow \Phi(x)$  {Extract embedding}
 $x_T \leftarrow \text{DDIMInv}(x, z_{\text{sem}})$  {Extract stochastic layout}
 $c \leftarrow \Omega(z_{\text{sem}})$  {Get coefficients}

for each component  $k$  of interest do
   $c' \leftarrow c$ 
   $c'_k \leftarrow -c_k$  {Reflect along component through origin}
   $z'_{\text{sem}} \leftarrow \Omega^{-1}(c')$ 
   $\tilde{x}_k \leftarrow D_\theta(z'_{\text{sem}}, x_T)$  {Decode reflection}
end for
return  $\{\tilde{x}_k\}$ 

```

Algorithm 1 (Component Reflection) performs a rigorous semantic inversion. Instead of arbitrary amplification, it creates counterfactuals by reflecting the sample’s embedding along specific component axes through the origin ($c_k \rightarrow -c_k$). This isolates the causal effect of reversing a specific feature (e.g., “presence” vs. “absence”) while keeping the global structure intact. Algorithm 1 would in theory also work for non-linear Ω .

Algorithm 2 (Distilled Boundary Inversion) is designed to correct a specific downstream classifier f . First, f is distilled into a linear probe P within the foundation model’s latent space. Then, for every component k of interest, we generate a specific counterfactual by calculating an analytic projection $z'_{\text{sem}} \leftarrow z_{\text{sem}} + \alpha c_k$ such that the dot-product with the decision boundary is exactly inverted ($w^T z'_{\text{sem}} = -w^T z_{\text{sem}}$). Algorithm 2 at the moment assumes a linear Ω .

3.3. Model Correction Strategies

Leveraging the learned disentangled dictionary, we investigate two distinct strategies for mitigating spurious correlations. First, we apply *Projection*, which linearly removes specific component directions from the embedding space, an approach consistent with established bias mitigation literature (Bolukbasi et al., 2016; Chuang et al., 2023). Second, we utilize *Counterfactual Knowledge Distillation (CFKD)* (Bender et al., 2023). Unlike projection, CFKD exploits the generative nature of DiDAE to augment the training data with synthesized counterfactuals, explicitly penalizing the model for relying on the identified confounders.

3.3.1. PROJECTION

For the foundation model itself, we propose an analytic correction. Once a spurious direction d_{spur} is identified via the disentangled dictionary analysis, we project the embeddings

Algorithm 2 DiDAE: Distilled Decision Boundary Inversion

Input: Image x , Classifier f , Foundation Model Φ , Diffusion Decoder D_θ , Disentangled Dictionary Ω
Output: Set of boundary-inverting counterfactuals $\{\tilde{x}_k\}$
{Step 1: Linear Probe Distillation}
Fit linear probe $P(z) = w^T z$ such that $P(\Phi(x)) \approx f(x)$
{Step 2: Decomposition}
 $z_{\text{sem}} \leftarrow \Phi(x)$; $x_T \leftarrow \text{DDIMInv}(x, z_{\text{sem}})$
{Step 3: Component-wise Boundary Reflection}
for each component k of interest **do**
 Let v_k be the direction of component k in Ω
 Calculate current decision score: $s = w^T z_{\text{sem}}$
 {Find α s.t. the new score is the negative of the old score}
 Solve $w^T(z_{\text{sem}} + \alpha v_k) = -s$:
 $\alpha \leftarrow \frac{-2(w^T z_{\text{sem}})}{w^T v_k}$
 $z'_{\text{sem}} \leftarrow z_{\text{sem}} + \alpha v_k$
 $\tilde{x}_k \leftarrow D_\theta(z'_{\text{sem}}, x_T)$
end for
return $\{\tilde{x}_k\}$

onto the orthogonal complement of this direction:

$$z_{\text{robust}} = z - (z \cdot d_{\text{spur}})d_{\text{spur}} \quad (2)$$

This effectively renders the model invariant to the spurious feature (e.g., removing “Is Male” information from CelebA embeddings) without requiring any fine-tuning.

3.3.2. COUNTERFACTUAL KNOWLEDGE DISTILLATION

The Counterfactual Knowledge Distillation (CFKD) algorithm addresses the vulnerability of deep learning models to spurious correlations (e.g., background textures or tags) by automating the identification and pruning of these non-causal features (Bender et al., 2025a). The process functions as a robust teacher-student correction loop:

1. **Counterfactual Generation:** The core mechanism relies on generating counterfactual examples that explicitly expose the model’s reliance on confounders. By creating variations of training images where spurious features are altered or removed while maintaining the original semantic class, the algorithm forces the model to confront its biases.
2. **Teacher Correction and Labeling:** In the standard formulation, a “teacher” entity is required to provide correct labels for these newly generated counterfactuals, ensuring the student model learns the true causal features.
3. **Student Model Training:** The generated and labeled counterfactuals are used to augment the training data.

The student model (e.g., a ResNet-18) is then trained or retrained on this augmented dataset, effectively breaking the spurious correlations by penalizing reliance on non-robust features.

DiDAE-CFKD with Preclustered Teacher DiDAE enables a scalable adaptation of CFKD to resolve the bottleneck of manual labeling:

- **Semi-Automatic Labeling:** By mapping the foundation model’s disentangled dictionary to semantic concepts once (e.g., defining specific directions as “Blond” or “Male”) manually by looking at the counterfactuals for the component or by annotating the component based on meta-data e.g. if the Procrustes algorithm was used, DiDAE can generate labelled counterfactual data for arbitrarily many downstream task.
- **Scalability:** This “Preclustered Teacher” approach significantly scales the correction process, allowing for the efficient generation of training data that renders models invariant to spurious features without the need to annotate every single counterfactual for every downstream model by itself (e.g., if I have N components in my foundation model, use my foundation model for M downstream models and create K counterfactuals per component with the Preclustered teacher one has to label N clusters of counterfactuals, but with the human-in-the-loop teacher from (Bender et al., 2025a) one has to label $N \cdot M \cdot K$ counterfactuals).

4. Experiments

In this section we describe the experimental setup starting with the used datasets over the used disentangled component analyses and the used models to the evaluation methodology.

4.1. Datasets

Following the experimental protocol established by (Bender et al., 2025a), we evaluate our method on two datasets: the synthetic Square dataset, the natural face attribute dataset CelebA. To rigorously test model robustness against shortcut learning, we introduce a strong spurious correlation in the training data for all datasets. Specifically, we enforce a poisoning ratio of 98%, meaning that for 98% of the training samples, the spurious attribute is perfectly correlated with the class label (e.g., a specific background appearing with a specific class). The remaining 2% of samples serve as counter-examples.

For evaluation, we utilize a held-out test set of $N = 1000$ samples for each dataset. This test set is balanced with respect to both the target class and the spurious attribute to ensure that accuracy metrics reflect true semantic learning rather than adherence to the spurious correlation.

- **Square Dataset:** A synthetic benchmark where the classification task involves identifying the intensity level of a small square in the foreground which can have different x- and y-positions. The spurious correlation is injected via a the intensity of the background.
- **CelebA-Blond:** A subset of the CelebA dataset where the task is to classify the attribute “Blond Hair”. The spurious confounder is the “Gender” attribute (specifically, “Male”), which is highly correlated with the “Non-Blond” class in the poisoned training set, inducing a “Clever Hans” strategy where the model relies on gender features rather than hair color.

4.2. Disentangled Component Analysis

To interpret and manipulate the latent space $z \in \mathbb{R}^D$ of the frozen foundation models, we map dense embeddings into interpretable directions defined by a dictionary matrix $\Omega \in \mathbb{R}^{D \times D}$. Crucially, our framework is agnostic to the source of these directions: DiDAE can operate on arbitrary semantic vectors, whether derived from unsupervised decomposition, supervised alignment, or manual definition. To demonstrate this flexibility, we investigate two complementary approaches for computing Ω , selected based on the availability of semantic labels.

Method 1: Supervised Alignment via Orthogonal Procrustes. When a target semantic space $S \in \mathbb{R}^{N \times K}$ is available (i.e., known generative factors or attribute labels), we utilize the Orthogonal Procrustes algorithm. We seek an orthogonal rotation $\Omega = [\Omega_1 \mid \Omega_{\text{pad}}]$ with $\Omega_1 \in \mathbb{R}^{D \times K}$ that minimizes the element-wise difference between the rotated embeddings and the target concepts and $\Omega_{\text{pad}} \in \mathbb{R}^{D \times (D-K)}$ to ensure full rank:

$$\min_{\Omega_1} \|Z\Omega_1 - S\|_F^2 \quad \text{subject to} \quad \Omega^T \Omega = I \quad (3)$$

The optimal closed-form solution is derived via the Singular Value Decomposition (SVD) of the cross-covariance matrix $M = S^T Z$:

$$M = U\Sigma V^T \implies \Omega = VU^T \quad (4)$$

This forces the foundation model’s embeddings to align directly with user-defined concepts.

Method 2: Unsupervised Decomposition via SVD. In scenarios where ground-truth factors S are unavailable or unknown, we employ Singular Value Decomposition (SVD) directly on the embedding matrix Z to discover the intrinsic principal directions of variation:

$$Z = U\Sigma V^T \quad (5)$$

In this setting, we define the dictionary explicitly as the right singular vectors, $\Omega = V$. While these components

strictly represent directions of maximum variance rather than guaranteed semantic concepts, our framework enables their interpretation. By generating counterfactuals along specific columns of Ω , DiDAE allows us to empirically reveal the underlying visual semantics of these variations, effectively visualizing what the foundation model prioritizes in its latent representation.

4.3. Model Architectures

Our framework involves two distinct model components: the *Foundation Model* (used as the backbone for the DiDAE) and the *Student Model* (the downstream classifier being corrected).

4.3.1. FOUNDATION MODELS FOR DiDAE

To enable high-fidelity, gradient-free counterfactual generation, we leverage different frozen foundation encoders $\Phi(\cdot)$ tailored to the domain of each dataset:

- **Square (Custom):** Since this is a synthetic dataset with known generative factors, we utilize a custom foundation model trained to regress the four ground-truth latent factors: Position X, Position Y, Foreground-Intensity, and BackgroundIntensity. This ensures that the disentangled dictionary decomposition operates directly on the true disentangled manifold of the data.
- **CelebA (CLIP):** For the natural face domain, we employ the pre-trained CLIP image encoder. Its robust zero-shot capabilities allow the DiDAE to decompose complex facial attributes into disentangled semantic directions.

4.3.2. STUDENT MODELS

We employ two distinct types of student models to evaluate the effectiveness of our corrections:

- **ResNet-18 (trained from scratch):** A standard CNN architecture trained on the poisoned datasets described in Section 4.1. This serves as the primary subject for our CFKD experiments.
- **Linear Probes (Foundation Model):** A linear classifier trained directly on top of the frozen foundation model’s embeddings. Since the decision boundary is already linear in the foundation space, these models allow for direct application of our analytic projection methods without the intermediate distillation step required in Algorithm 2.

4.4. Metric Definitions

For our evaluation we define the following 4 metrics:

Average Group Accuracy (AGA) Consistent with the protocol in (Bender et al., 2025a), we report the Average Group Accuracy (AGA) to account for performance disparities across subgroups. The dataset is divided into disjoint groups $\mathcal{G} = \mathcal{Y} \times \mathcal{A}$ defined by the combination of the class label y and the spurious attribute a . The AGA is calculated as the unweighted mean of the accuracy on each subgroup:

$$\text{AGA}(f) = \frac{1}{|\mathcal{G}|} \sum_{g \in \mathcal{G}} \text{Accuracy}_g(f) \quad (6)$$

This metric ensures that the model’s performance is evaluated equally on minority groups (where spurious correlations fail) and majority groups.

Non-Adversarial Flip Rate (NAFR) Following the desiderata for valid counterfactuals (Bender et al., 2025b), we define the Non-Adversarial Flip Rate (NAFR) as the proportion of generated counterfactuals \tilde{x} that successfully flip the model prediction to the target class y_t while also representing a valid semantic change according to a ground-truth oracle O (i.e., the image content actually changes):

$$\text{NAFR} = \frac{1}{N} \sum_{i=1}^N \mathbb{I}(f(\tilde{x}_i) = y_t \wedge O(\tilde{x}_i) = y_t) \quad (7)$$

This distinguishes robust semantic edits from adversarial attacks that flip predictions via imperceptible noise. The oracle O is just another classifier that we distill the decision strategy of our original classifier f into. Because we train O from scratch, this avoids the weight-specific adversarial attacks that fool f also fool O .

Gain To quantify the effectiveness of our correction strategy, we report the Gain, defined as the percentage of the performance gap closed between the baseline model and the optimal performance (100%). Unlike simple accuracy difference, this normalized metric accounts for the varying difficulty of baselines:

$$\text{Gain} = \frac{\text{AGA}(f_{\text{corrected}}) - \text{AGA}(f_{\text{baseline}})}{1 - \text{AGA}(f_{\text{baseline}})} \times 100 \quad (8)$$

where f_{baseline} is the original model trained on poisoned data and $f_{\text{corrected}}$ is the student model after DiDAE-CFKD.

Counterfactuals per second For this, we use an Nvidia-A100 with 80GB VRAM and find the batch size that is just possible when creating counterfactuals without running out of VRAM. Then we calculate counterfactuals for one batch, stop the time it takes, and divide the number of samples in the batch by the time it took. For every tuple of dataset and explainer we calculate this value for 3 batches and take the average.

4.5. Counterfactual Evaluation Methodology

We focus our evaluation on three critical metrics that assess the robustness, utility, and efficiency of the generated coun-

terfactuals: **Non-Adversarial Flip Rate (NAFR)**, **Gain**, and **Counterfactuals per Second**.

Our evaluation pipeline proceeds in three stages. First, we utilize **Algorithm 1 (Reflection)** to qualitatively analyze and identify spurious components in the latent space. Second, we employ **Algorithm 2 (Distilled Boundary Inversion)** to generate the counterfactuals used to compute the NAFR and speed metrics. Finally, we apply the **DiDAE-CFKD** algorithm—which augments the training data with these generated counterfactuals—to measure the downstream model improvement, reported as “Gain”.

4.6. Downstream Improvement Evaluation Methodology

We also evaluate how well the method can improve downstream models in terms of Average Group Accuracy in two distinct settings:

- **ResNet-18 (Scratch):** We assess the ability of DiDAE-CFKD to correct a standard ResNet-18 architecture trained from scratch on the poisoned dataset. This evaluates the efficacy of using generated counterfactuals as data augmentation to break spurious correlations during training.
- **Foundation Model Probing:** We evaluate the correction of linear probes trained on top of frozen foundation model embeddings (e.g., CLIP). In this setting, we test both the DiDAE-CFKD distillation and the analytic DiDAE-Proj method to measure robustness gains without fine-tuning the underlying encoder.

5. Results

Our evaluation demonstrates that DiDAE presents a distinct trade-off relative to existing approaches: while it incurs minor reconstruction fidelity costs on standard CNNs, it offers unprecedented inference speed and unique applicability to Foundation Models.

Computational Efficiency: DiDAE achieves order-of-magnitude improvements in generation throughput compared to gradient-based baselines such as DiME, ACE, and SCE and is still much faster than FastDiME. As detailed in Table 1, our method generates up to 64 counterfactuals per second, whereas optimization-based alternatives typically yield fewer than one per second.

Quantitative Analysis (NAFR and Gain): DiDAE significantly outperforms DiME, ACE, and FastDiME across all tasks in terms of Net Accuracy Flip Rate (NAFR) and Gain. We attribute the limitations of the baselines to their reliance on optimization over adversarial, shattered, and non-convex loss landscapes. These characteristics impede the identification of semantic counterfactuals for entangled

Table 1. Quantitative comparison of our method with related work. DiDAE demonstrates superior generation speed while maintaining competitive Non-Adversarial Flip Rates (NAFR) and in terms of Gain, particularly on Foundation Models.

Dataset / Model	Method	NAFR	Gain	Counterfactuals per second
Square / ResNet-18	DiME	6.0	0.0	~ 0.02
	ACE	0.0	0.0	~ 0.02
	FastDiME	6.5	8.8	~ 2.95
	SCE	36.0	88.8	~ 0.02
	Procrustes-DiDAE (ours)	17.5	82.6	~ 64.18
	SVD-DiDAE (ours)	17.5	75.7	~ 64.18
Square / Foundation	DiME	6.0	0.0	~ 0.02
	ACE	0.0	0.0	~ 0.02
	FastDiME	5.0	0.0	~ 2.95
	Procrustes-DiDAE (ours)	22.5	70.4	~ 64.18
	SVD-DiDAE (ours)	10.0	74.4	~ 64.18
CelebA-Blond / ResNet-18	DiME	20.0	18.3	~ 0.01
	ACE	26.5	19.9	~ 0.01
	FastDiME	12.0	-5.6	~ 1.25
	SCE	92.0	23.4	~ 0.02
	Openclip-DiDAE (ours)	42.0	20.4	~ 12.04
CelebA-Blond / OpenClip	DiME	10.5	24.4	~ 0.01
	ACE	11.5	31.5	~ 0.01
	FastDiME	11.5	23.8	~ 1.25
	DiDAE (ours)	49.0	38.5	~ 12.04




Figure 2. Visualizations of 4 example dimensions of our foundation models with DiDAE. For Square, the components correspond to the 4 latent dimensions (foreground, background, X position, Y position). For CelebA, the components reveal different attribute dimensions correlated with the “Male” attribute.

features with high pixel-footprints. Conversely, DiDAE’s gradient-free approach facilitates clear disentanglement of latent factors. Consequently, DiDAE achieves a higher Gain by providing a sufficient volume of valid counterfactuals for Counterfactual Knowledge Distillation (CFKD). In contrast, baselines often yield a Gain of 0 due to a failure to generate actionable counterfactuals.

Comparison with SCE: We observe that SCE slightly out-




Figure 3. Visualizations of counterfactuals for the first 4 SVD dimensions found for the Square dataset in its foundation model space. One can see that Comp1 clearly corresponds to the foreground color and Comp4 clearly corresponds to the background color. Comp2 and Comp3 appear to be related to the x- and y-position, which were not disentangled perfectly. However, there is also no unique solution how the x- and y-axis could be disentangled, e.g. $\mathcal{B}_1 = \{(0, 1), (1, 0)\}$ and $\mathcal{B}_2 = \{(1, 1), (-1, 1)\}$ are both correct orthogonal bases.

performs DiDAE in NAFR and Gain. We hypothesize this is due to two factors: (1) the lossy nature of DDIM inversion in DiDAE, which may result in over-smoothing and detail loss, and (2) sparse reflections occasionally exiting the variational autoencoder’s support, leading to suboptimal generation. Furthermore, SCE benefits from a distillation process that smoothes classifier gradients and employs sparsification mechanisms optimized for spatially separable counterfactuals.

However, SCE exhibits critical limitations regarding scalability and applicability:

- **Foundation Models:** SCE is incompatible with foundation model probing as its distillation process neces-

sitates student randomization.

- **Diversity:** SCE struggles to produce more than two counterfactuals per sample, as it masks input regions that have already been modified.
- **Labeling Cost:** As derived in Section 3.3.2, SCE-CFKD requires labeling $N \cdot M \cdot K$ counterfactuals, whereas DiDAE-CFKD requires only N .
- **Speed:** DiDAE operates up to $3200\times$ faster than SCE.

SVD vs. Procrustes DiDAE: While SVD-DiDAE performs marginally worse than Procrustes-DiDAE, it retains the advantage of not requiring known confounding factors. Procrustes-DiDAE, however, identifies directions that are often semantically disentangled, enabling fully automated feedback for CFKD based on metadata—a capability previously unattainable with CFKD teachers.

Qualitative Evaluation DiDAE generates diverse, high-fidelity counterfactuals (see Figure 2). The generative prior successfully decomposes dense embeddings into disentangled, interpretable “concepts,” allowing for the isolation of confounding signals even when spatially overlapping with causal features. This contrasts with gradient-smoothing methods (ACE, DiME, FastDiME), which fail to generate systematically diverse counterfactuals, and SCE, which is restricted to spatially non-overlapping changes. Notably, DiDAE scales generation linearly with the dimensions of the disentangled directory without quality degradation and can operate directly on foundation models without a downstream classifier.

Performance on Downstream Model Correction Benchmarks: Despite the reconstruction constraints of DDIM inversion on ResNet architectures, the robustness of DiDAE-generated counterfactuals translates to substantial improvements in Average Group Accuracy (AGA). As shown in Table 2, DiDAE-CFKD leverages high-efficiency generation to aggressively augment training data. This approach yields state-of-the-art performance on the Square and CelebA benchmarks, outperforming distributional robustness methods such as GroupDRO, DFR, P-ClArC, and RR-ClArC, particularly in settings where minority groups are small or unidentified.

Foundation Model Probing: Table 3 indicates that incorporating CFKD into foundation model probing yields superior results compared to projection in the representation space. We attribute this to the redundancy of foundation models, which often encode identical information across orthogonal directions; creating a counterfactual in ambient space augments all such directions simultaneously. Furthermore, projection methods risk discarding information if the confounding direction is not perfectly disentangled from the causal feature. In contrast, augmentation remains robust to

Table 2. Average Group Accuracy (AGA) scores comparing DiDAE-based corrections against baselines. DiDAE-CFKD consistently outperforms existing debiasing methods.

Method	Square	Blond
Original	51.1	74.3
GroupDRO	61.3	73.0
DFR	52.1	77.5
P-ClArC	78.6	74.4
RR-ClArC	78.6	74.5
DiDAE-CFKD (ours)	91.9	78.3

Table 3. Comparison of correction strategies on the foundation model. CFKD augmentation demonstrates superior performance compared to simple projection.

Method	Square	Blond
Original	73.4	55.0
Projection	87.6	66.8
CFKD (ours)	92.4	72.3

such noise, minimizing the impact of imperfect disentanglement on downstream performance.

6. Conclusion and Future Work

In this work, we introduced Visual Disentangled Diffusion Autoencoders (DiDAE), a scalable framework that enables efficient, gradient-free counterfactual generation by wrapping foundation models with disentangled dictionary learning. Our extensive evaluation demonstrates that DiDAE outperforms gradient-based baselines by orders of magnitude in speed and non-adversarial robustness on foundation model embeddings and outperforms all explainers besides SCE on ResNets trained from scratch. By integrating DiDAE into the Counterfactual Knowledge Distillation (CFKD) loop, we achieved state-of-the-art performance in mitigating “Clever Hans” strategies on foundation model probes, effectively scaling robust model correction to complex, real-world benchmarks where traditional methods struggle.

Looking forward, DiDAE’s gradient-free mechanism enables extensions beyond continuous image domains. By operating via semantic embedding manipulation rather than input-space optimization, this framework offers a promising path for generating counterfactuals in discrete modalities such as natural language, graphs, and protein structures. Additionally, the modular nature of our approach allows for the integration of more powerful generative backbones. Future iterations could leverage latent diffusion models like Stable Diffusion (Rombach et al., 2022) combined with advanced inversion techniques (Huberman-Spiegelglas et al., 2024) to further enhance the realism and editability of counterfactual explanations.

Impact Statement

Deep learning models are prone to learning spurious correlations (“Clever Hans” strategies) that fail to generalize and can perpetuate societal biases (e.g., associating gender with specific physical attributes) (Lapuschkin et al., 2019; Geirhos et al., 2020). By enabling the efficient generation of counterfactuals, our work provides a scalable mechanism to identify and correct these failures in foundation models. This directly contributes to the development of safer, more robust AI systems that are less reliant on non-causal artifacts, which is critical for deployment in high-stakes domains like healthcare or autonomous driving.

Potential Risks. While our focus is on model correction and explanation, the underlying technology for semantic editing could theoretically be repurposed for malicious image manipulation (e.g., deepfakes). However, our framework relies on disentangled semantic directions rather than arbitrary pixel-level control, which constrains the generation to interpretable concept manipulations rather than unconstrained fabrication.

Acknowledgements

This work was in part supported by the Federal German Ministry for Education and Research (BMBF) under Grants BIFOLD24B, BIFOLD25B, 01IS18037A, 01IS18025A, and 01IS24087C. Moreover, it was supported by BASLEARN-TU Berlin/BASF Joint Laboratory, co-financed by TU Berlin and BASF SE.

References

- Anders, C. J., Weber, L., Neumann, D., Samek, W., Müller, K.-R., and Lapuschkin, S. Finding and removing clever hans: using explanation methods to debug and improve deep models. In *Information Fusion*, volume 77, pp. 261–295, 2022.
- Augustin, M., Boreiko, V., Croce, F., and Hein, M. Diffusion visual counterfactual explanations. *Advances in Neural Information Processing Systems*, 35:364–377, 2022.
- Bechtoldt, D. and Bender, S. Graph diffusion counterfactual explanation. *ESANN*, 2026.
- Bender, S., Anders, C. J., Chormai, P., Marxfeld, H. A., Herrmann, J., and Montavon, G. Towards fixing clever-hans predictors with counterfactual knowledge distillation. In *Proceedings of the IEEE/CVF International Conference on Computer Vision*, pp. 2607–2615, 2023.
- Bender, S., Delzer, O., Herrmann, J., Marxfeld, H. A., Müller, K.-R., and Montavon, G. Mitigating clever hans strategies in image classifiers through generating counterexamples. *arXiv preprint arXiv:2510.17524*, 2025a.
- Bender, S., Herrmann, J., Müller, K.-R., and Montavon, G. Towards desiderata-driven design of visual counterfactual explainers. In *Pattern Recognition*, 2025b.
- Bolukbasi, T., Chang, K.-W., Zou, J. Y., Saligrama, V., and Kalai, A. T. Man is to computer programmer as woman is to homemaker? debiasing word embeddings. *Advances in neural information processing systems*, 29, 2016.
- Bricken, T., Templeton, A., Batson, J., Chen, B., Jermyn, A., Conerly, T., Turner, N., Kundu, C., Denison, C., Hernandez, E., et al. Towards monosemanticity: Decomposing language models with dictionary learning. *Transformer Circuits Thread*, 2023.
- Cao, Z., Zhao, X., Krieger, L., Scharr, H., and Assent, I. Leapfactual: Reliable visual counterfactual explanation using conditional flow matching. *NeurIPS*, 2025.
- Chuang, C.-Y., Jampani, V., Li, Y., Torralba, A., and Jegelka, S. Debiasing vision-language models via biased prompts. *arXiv preprint arXiv:2302.00070*, 2023.
- Cohen, J. P., Blankemeier, L., and Chaudhari, A. Identifying spurious correlations using counterfactual alignment. *TMLR*, 2025.
- Dombrowski, A.-K., Gerken, J. E., Müller, K.-R., and Kessel, P. Diffeomorphic counterfactuals with generative models. *IEEE Transactions on Pattern Recognition and Machine Intelligence*, 46(5):3257–3274, 2024.
- Dreyer, M., Pahde, F., Anders, C. J., Samek, W., and Lapuschkin, S. From hope to safety: Unlearning biases of deep models via gradient penalization in latent space. In *Proceedings of the AAAI Conference on Artificial Intelligence*, volume 38, pp. 21046–21054, 2024.
- Geirhos, R., Jacobsen, J.-H., Michaelis, C., Zemel, R., Brendel, W., Bethge, M., and Wichmann, F. A. Shortcut learning in deep neural networks. *Nature Machine Intelligence*, 2(11):665–673, 2020.
- Ha, T. D. and Bender, S. Diffusion counterfactuals for image regressors. In *World Conference on Explainable Artificial Intelligence*, pp. 112–134. Springer, 2025.
- Hackstein, J. and Bender, S. Imbalanced classification through the lens of spurious correlations. *arXiv preprint arXiv:2510.27650*, 2025.
- Huberman-Spiegelglas, I., Kulikov, V., and Michaeli, T. An edit friendly ddpn noise space: Inversion and manipulations. In *Proceedings of the IEEE/CVF Conference on Computer Vision and Pattern Recognition*, pp. 12469–12478, 2024.

- Jeanneret, G., Simon, L., and Jurie, F. Diffusion models for counterfactual explanations. In *Proceedings of the Asian Conference on Computer Vision*, pp. 858–876, 2022.
- Jeanneret, G., Simon, L., and Jurie, F. Adversarial counterfactual visual explanations. In *Proceedings of the IEEE/CVF Conference on Computer Vision and Pattern Recognition*, pp. 16425–16435, 2023.
- Jeanneret, G., Simon, L., and Jurie, F. Text-to-image models for counterfactual explanations: a black-box approach. In *Proceedings of the IEEE/CVF Winter Conference on Applications of Computer Vision*, pp. 4757–4767, 2024.
- Kauffmann, J., Dippel, J., Ruff, L., Samek, W., Müller, K.-R., and Montavon, G. Explainable ai reveals clever hans effects in unsupervised learning models. *Nature Machine Intelligence* 7, pp. 412–422, 2025.
- Kirichenko, P., Izmailov, P., and Wilson, A. G. Last layer re-training is sufficient for robustness to spurious correlations. In *International Conference on Learning Representations*, 2023.
- Lapuschkin, S., Wäldchen, S., Binder, A., Montavon, G., Samek, W., and Müller, K.-R. Unmasking clever hans predictors and assessing what machines really learn. *Nature communications*, 10(1):1096, 2019.
- Linhardt, L., Müller, K.-R., and Montavon, G. Preemptively pruning clever-hans strategies in deep neural networks. *Information Fusion*, 103:102094, 2024.
- Mothilal, R. K., Sharma, A., and Tan, C. Explaining machine learning classifiers through diverse counterfactual explanations. In *Proceedings of the 2020 conference on fairness, accountability, and transparency*, pp. 607–617, 2020.
- Nguyen, G., Kim, D., and Nguyen, A. The effectiveness of feature attribution methods and its correlation with automatic evaluation scores. In *Advances in Neural Information Processing Systems*, volume 34, pp. 26422–26436, 2021.
- Pahde, F., Dreyer, M., Weber, L., Weckbecker, M., Anders, C. J., Wiegand, T., Samek, W., and Lapuschkin, S. Navigating neural space: Revisiting concept activation vectors to overcome directional divergence. *ICLR*, 2025.
- Pegios, P., Lin, M., Weng, N., Svendsen, M. B. S., Bashir, Z., Bigdeli, S., Christensen, A. N., Tolsgaard, M., and Feragen, A. Diffusion-based iterative counterfactual explanations for fetal ultrasound image quality assessment. In *International Workshop on Advances in Simplifying Medical Ultrasound*, pp. 174–184. Springer, 2025.
- Preechakul, K., Chatthee, N., Wizadwongsa, S., and Suwajanakorn, S. Diffusion autoencoders: Toward a meaningful and decodable representation. In *Proceedings of the IEEE/CVF Conference on Computer Vision and Pattern Recognition*, pp. 10619–10629, 2022.
- Radford, A., Kim, J. W., Hallacy, C., Ramesh, A., Goh, G., Agarwal, S., Sastry, G., Askell, A., Mishkin, P., Clark, J., et al. Learning transferable visual models from natural language supervision. In *International Conference on Machine Learning*, pp. 8748–8763, 2021.
- Rodriguez, P., Caccia, M., Lacoste, A., Zamparo, L., Laradji, I., Charlin, L., and Vazquez, D. Beyond trivial counterfactual explanations with diverse valuable explanations. In *Proceedings of the IEEE/CVF International Conference on Computer Vision*, pp. 1056–1065, 2021.
- Rombach, R., Blattmann, A., Lorenz, D., Esser, P., and Ommer, B. High-resolution image synthesis with latent diffusion models. In *Proceedings of the IEEE/CVF conference on computer vision and pattern recognition*, pp. 10684–10695, 2022.
- Sagawa, S., Koh, P. W., Hashimoto, T. B., and Liang, P. Distributionally robust neural networks. In *International Conference on Learning Representations*, 2020.
- Sarkar, P., Prakash, A. V., and Singh, J. B. Explaining llm decisions: Counterfactual chain-of-thought approach. In *Advanced Computing and Communications Conference*, pp. 254–266. Springer, 2024.
- Sobieski, B. and Biecek, P. Global counterfactual directions. In *European Conference on Computer Vision*, pp. 72–90. Springer, 2024.
- Song, J., Meng, C., and Ermon, S. Denoising diffusion implicit models. *arXiv preprint arXiv:2010.02502*, 2020.
- Varshney, P., Lucieri, A., Balada, C., Dengel, A., and Ahmed, S. Generating counterfactual trajectories with latent diffusion models for concept discovery. In *International Conference on Pattern Recognition*, pp. 138–153. Springer, 2024.
- Weng, N., Pegios, P., Petersen, E., Feragen, A., and Bigdeli, S. Fast diffusion-based counterfactuals for shortcut removal and generation. In *European Conference on Computer Vision*, pp. 338–357. Springer, 2024.