

---

# CoFrGeNet: Continued Fraction Architectures for Language Generation

---

**Amit Dhurandhar**  
IBM Research  
adhuran@us.ibm.com

**Vijil Chenthamarakshan**  
IBM Research  
ecvijil@us.ibm.com

**Dennis Wei**  
IBM Research  
dwei@us.ibm.com

**Tejaswini Pedapati**  
IBM Research  
tejaswinip@us.ibm.com

**Karthikeyan Natesan Ramamurthy**  
IBM Research  
knatesa@us.ibm.com

**Rahul Nair**  
IBM Research  
rahul.nair@ie.ibm.com

## Abstract

Transformers are arguably the preferred architecture for language generation. In this paper, inspired by continued fractions, we introduce a new function class for generative modeling. The architecture family implementing this function class is named CoFrGeNets - Continued Fraction Generative Networks. We design novel architectural components based on this function class that can replace Multi-head Attention and Feed-Forward Networks in Transformer blocks while requiring much fewer parameters. We derive custom gradient formulations to optimize the proposed components more accurately and efficiently than using standard PyTorch-based gradients. Our components are a plug-in replacement requiring little change in training or inference procedures that have already been put in place for Transformer-based models thus making our approach easy to incorporate in large industrial workflows. We experiment on two very different transformer architectures GPT2-xl (1.5B) and Llama3 (3.2B), where the former we pre-train on OpenWebText and GneissWeb, while the latter we pre-train on the docling data mix which consists of nine different datasets. Results show that the performance on downstream classification, Q& A, reasoning and text understanding tasks of our models is competitive and sometimes even superior to the original models with  $\frac{2}{3}$  to  $\frac{1}{2}$  the parameters and shorter pre-training time. We believe that future implementations customized to hardware will further bring out the true potential of our architectures.

## 1 Introduction

Since OpenAI’s ChatGPT release at the end of 2022, Large Language Models (LLMs) [34] have been getting increasingly infused into multiple user applications and platforms across the world. The most prevalent architecture behind these models is the Transformer architecture [47], which consists of an (multi-head) Attention block and a Feed Forward Network (FFN) with single large hidden layer. In this paper, we propose novel architectural components based on a radically different function class inspired by continued fractions. Taking inspiration from [32], where continued fraction architectures *CoFrNets* were introduced for the supervised setting, we build new architectures for the generative setting providing alternatives for attention and FFN in Transformer blocks.

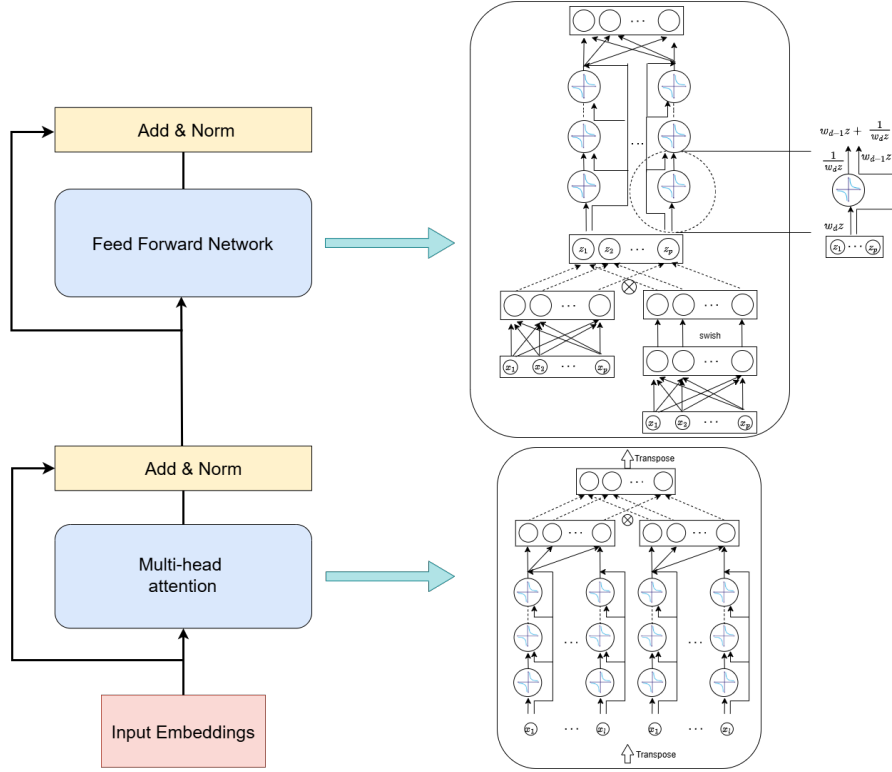


Figure 1: Above we see a Transformer block consisting of attention and FFN layers. We propose candidate CoFrNet architectures for Transformer (causal) attention and FFN layers. The circles with the blue curves denote the  $\frac{1}{x}$  non-linearity in our architectures. The zoomed out image on the far right shows the mapping between the pictorial representation and the actual equations. Details of the architectures are discussed in section 4.

Given a canonical form for continued fractions  $a_0 + \frac{1}{a_1 + \frac{1}{a_2 + \dots}}$  (ladder like structure) where,  $a_k$ s are complex numbers, CoFrNets [32] were introduced for supervised learning problems where in place of the  $a_k$ s, linear functions of the input  $x \in \mathbb{R}^p$  are computed by taking the inner product of  $x$  with weight vector  $w_k \in \mathbb{R}^p$  in each layer  $k$  (or also referred to as step of the ladder).<sup>1</sup> The reciprocal of the function thus far is applied as a nonlinearity in each layer leading to the following kind of form for a single CoFrNet ladder:

$$w_0 x + \frac{1}{w_1 x + \frac{1}{w_2 x + \dots}} \quad (1)$$

Here  $w_k$ s are the learnable parameters. Essentially, the input  $x$  is passed to each layer which gets multiplied by the corresponding parameter vectors and the reciprocal of the values of the previous layer are added to this. This simple architecture was shown to have universal approximation capabilities when we ensemble enough of these ladders. However, the above contributions were for the supervised setting and it is not clear if such architectures can also be built for representation learning and sequence generation, where we: i) Need to produce multi-dimensional outputs, ii) learn richer functions and iii) model sequences causally i.e. learning parameters that depend only on prior tokens. Moreover, the  $\frac{1}{x}$  non-linearity is inefficient to compute in forward and backward passes especially when the depth  $d$  and number of ladders  $L$  is large. This is because one has to compute the inverse  $d \times L$  times and it is known that division is many times slower than multiplication in modern hardware. We address the above challenges in this paper by making the following contributions that distinguish it significantly from [32]:

**1)** We propose *novel continued fraction architectures* for (causal) attention and FFNs as depicted in Figure 1. We call our architecture with both components replaced as **Continued Fraction Generative Network (CoFrGeNet)**. We report results replacing either FFN or attention or both offering the

<sup>1</sup>A constant term is assumed to be absorbed in  $x$ .

possibility to the user of replacing only one or both of the components for their application. Even replacing one component can offer significant parameter and training time savings as seen in our experiments. **2)** We propose an *alternative representation* for the ladders and derive custom formulas for the gradients that reduces the number of divisions from  $d$  to a constant of just 1 for a  $d$ -depth ladder. This greatly enhances both training and inference efficiency. **3)** We propose a *custom training schedule* to update CoFrGeNet parameters. This is described in section 5. **4)** We pre-train our models on OpenWebText (OWT) [13], GneissWeb [12] and the docling data mix [44] showing that our models are *competitive or outperform* the corresponding Transformer models. We compare with Transformers since we are replacing its components making it a fair comparison. For an apples-to-apples comparison with other model architectures such as Mamba [15] one would want to replace its hidden state function with novel (to be designed) CoFrNet components, which would be a significant independent contribution in itself that we leave for future work.

## 2 Preliminaries

We introduce notation and also discuss some of properties of continued fractions. The generalized form for a continued fraction is  $a_0 + \frac{b_1}{a_1 + \frac{b_2}{a_2 + \dots}}$ , where  $a_k$ s and  $b_k$ s can be complex numbers. If none of the  $a_k$  or  $b_k$  are zero  $\forall k \in \mathbb{N}$ , then using equivalence transformations [20], one can create simpler equivalent forms where either the  $b_k = 1$  or the  $a_k = 1 \forall k \in \mathbb{N}$ , with  $a_0 = 0$  in the latter form. A more concise way to write these two forms is as follows: i)  $a_0 + \frac{1}{a_1 + \frac{1}{a_2 + \dots}} \equiv a_0 + \frac{1}{a_1 + \frac{1}{a_2 + \dots}}$  and ii)  $\frac{b_1}{1 + \frac{b_2}{1 + \dots}} \equiv \frac{b_1}{1 + \frac{b_2}{1 + \dots}}$ . Form i) is known as the *canonical form*. One of the nice properties of continued fractions is that in representing any real number with natural number parameters  $a_k, b_k \in \mathbb{N}$ , the rational approximations formed by any of its finite truncations (termed *convergents*) are closer to the true value than any other rational number with the same or smaller denominator. A continued fraction is therefore the best possible rational approximation in this precise sense [20, 30].

In this work, we consider continued fractions in canonical form, with partial numerators  $b_k = 1$  for  $k = 1, \dots, d$  and depth  $d$ . We thus view continued fractions as functions  $f$  of the partial denominators, where we separate  $a_0$  from the others and use  $a := (a_1, \dots, a_d)$  as a shorthand. Hence we write

$$f(a_0, a) = a_0 + \frac{1}{a_1 + \frac{1}{a_2 + \dots \frac{1}{a_{d-1} + \frac{1}{a_d}}}} = a_0 + \tilde{f}(a), \quad (2)$$

where we also define  $\tilde{f}(a)$  as the “fractional part” of  $f(a_0, a)$ .

Another way of representing a continued fraction is in terms of *continuants*, which we describe next. The continued fraction in (2) can be expressed as the following ratio of polynomials  $K_{d+1}$  and  $K_d$ ,

$$f(a_0, a) = \frac{K_{d+1}(a_0, \dots, a_d)}{K_d(a_1, \dots, a_d)}. \quad (3)$$

Polynomials  $K_d, K_{d+1}$  are part of a sequence of polynomials  $K_k, k = 0, 1, \dots$ , known as *continuants*. They satisfy the recursion

$$K_0 = 1, \quad K_1(a_d) = a_d, \quad (4)$$

$$K_k(a_{d-k+1}, \dots, a_d) = a_{d-k+1}K_{k-1}(a_{d-k+2}, \dots, a_d) + K_{k-2}(a_{d-k+3}, \dots, a_d). \quad (5)$$

Using (5), (3) can also be written as

$$f(a_0, a) = a_0 + \frac{K_{d-1}(a_2, \dots, a_d)}{K_d(a_1, \dots, a_d)}, \quad \text{hence } \tilde{f}(a) = \frac{K_{d-1}(a_2, \dots, a_d)}{K_d(a_1, \dots, a_d)}. \quad (6)$$

We will exploit the formalism of continuants later for two purposes: first, as a means of computing continued fractions, and second, to derive closed-form expressions for their gradients. This leads to benefits in the forward direction, in terms of speeding up inference, and also in the backward direction, speeding up training, compared to standard backpropagation through the multiple layers of a continued fraction. While the original CoFrNet work [32] used this formalism for the limited purpose of local feature-based explanations, here we derive new results making them an integral part in training our architectures.

To construct networks out of continued fractions, we let the partial denominators  $a_k$  be affine functions of an input  $x$ ,  $a_k = w_k x$ , where  $w_k$  is a row vector and a 1 is prepended to the elements of  $x$  so that the corresponding coefficient  $w_{k0}$  is the intercept or “bias” term. We will often refer to a continued fraction with  $a_k = w_k x$  as a (CoFrNet) “ladder”, and we will also construct ensembles of such ladders. Throughout the paper we denote the input or embedding dimension by  $p$ , the number of ladders in an ensemble by  $L$ , and sequence length by  $l$ , unless specified otherwise.

### 3 Related Work

A brief historical perspective on artificial neural networks is provided in the appendix. Turning our focus to language modeling with neural networks, Recurrent Neural Networks (RNNs), a class of networks with recurrent connections where the output of a neuron at a time step is fed to the input of the neuron at the next time step, were successful in many tasks such as machine translation [42] and language modeling [22]. The encoder-decoder Transformer model proposed in [47], avoids recurrence and relies on attention alone to draw dependencies between the input and output, and these models have revolutionized language modeling. The two early successful transformer architectures that have led to a series of models include the Generative Pre-trained Transformer (GPT) [33] and Bidirectional Encoder Representations from Transformers (BERT) [9]. These pre-trained models can be then *fine-tuned* on relatively small datasets [35, 7, 50] leading to good performance on even unseen tasks. Transformer models, because of their uncompressed view on the entire sequence, show measurable improvement in performance over RNNs, but the attention mechanism scales quadratically with sequence length, as opposed to the linear time generation complexity of RNNs. Given this multiple approximations have been proposed to model attention in Transformers more efficiently. Works such as Synthesizer [43] and Linformer [49] try to make attention linear complexity, while Mixture-of-depths attention [11] and Sliding Window attention [10] limit the number of attended tokens in a sequence. Slim attention [14] does away with the value parameter matrix and models it as a function of the key matrix. Multi-query attention [40] and its generalization Grouped Query attention [21] limit the number of distinct keys thus reducing parameter count and increasing efficiency. Sparse attention approaches [52] typically attend to local context and sparsely to further away tokens (a.k.a. global context).

Aside from RNNs and Transformers, State-Space Models (SSMs) have also been quite popular. Models such as S4 [16] and Mamba [15] are recurrent like RNNs, but can handle long range dependencies. The latter selectively propagates information based on the current token making it closer to the modeling power of Transformers, while scaling linearly in sequence length. More recently, Diffusion Models inspired by non-equilibrium statistical physics [41] have gained traction. The attractive aspect of these models is that generation does not have to be auto-regressive and can happen in parallel. In [38], the authors propose a simple Masked Diffusion Language Model (MDLM) using an effective training recipe that narrows the gap of diffusion and autoregressive methods in language modeling. Nonetheless, Transformers are still the state-of-the-art in language generation and hence we chose to modify critical components of this architecture.

Table 1: Scale of parameters for different architectural components. Here  $\alpha \gg 1$  is expansion factor for FFNs in Transformer blocks. The savings in parameters when replacing FFNs can be significantly high as low  $d$  and  $L$  values are typically sufficient for competitive performance. For attention replacement the savings can be high if  $l$  is similar order of magnitude to  $p$ , which is seen in many architectures (viz. GPT, Llama, etc.).

Attention	CAttnU	CAttnM	FFN	Cffn
$4p^2$	$l(2d + l + 1)$	$L(p + l) + p^2$	$2\alpha p^2$	$Lp(d + 1) + 2p^2$

## 4 Methodology

### 4.1 Architectures

We now describe our novel continued fraction architectures that can potentially be used instead of attention and FFN layers in Transformer blocks.

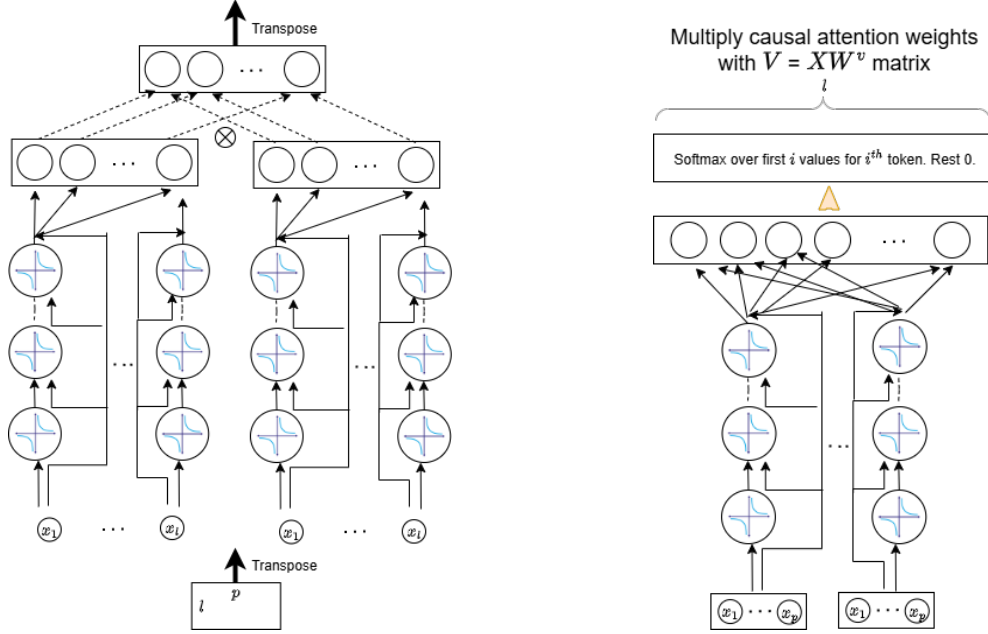


Figure 2: Two CoFrNet architectures to simulate attention a.k.a. causal token-token mixing. For the left architecture (CAttnU) a transpose is taken of the dimension  $\times$  sequence length part of the input tensor and the output is transposed back to make it consistent with the later layers. The transpose makes the tokens mix, while upper triangular connections in the second to last layer in the architecture as well as the restricted structure of the ladders make sure information is *only* shared from previous tokens to following tokens and not bi-directionally (a.k.a. causal sharing). It consists of two ensembles of univariate CoFrNet ladders each of which then have an upper triangular linear layer on top. The representations formed are then element wise multiplied to form the final representation. The element wise multiplication produces interaction terms that otherwise would not occur, significantly enhancing representation power without compromising the causal information flow. The right architecture (CAttnM) we do not transpose the input. We use  $L$  CoFrNet ladders that get mapped to a sequence length size embedding which corresponds to attention weights for that token. To maintain causality attention weights are computed only over the prior tokens. These then like in standard attention are used to weight the embeddings in the (value)  $V$  matrix.

#### 4.1.1 Replacement for Attention

In Figure 2, we see two potential architectures that perform causal token-token mixing. In the *left architecture*, we take a transpose of the input tensor relative to the embedding dimension and sequence length, which has been done in MLP-Mixer type models [46] employed for supervised problems. However, mixing a dimension across tokens arbitrarily will lead to *non-causal* training as the model will get trained assuming access to tokens that follow a given token. To handle this we have univariate ladders – note an input now is a particular dimension across all  $l$  tokens – where,  $x_1$  will get different dimensions of the first token in the sequence,  $x_2$  will get different dimensions of the second token in the sequence and so on. Hence,  $x_1$  can affect all tokens, but  $x_2$  can affect all but  $x_1$ . This is why we have upper triangular linear layer in each ensemble of the architecture. Note that having  $p$ -variate ladders would break the causal transfer even with upper triangular linear layers as output from each of the ladders would be a function of all tokens. Hence, we have this restricted structure to maintain the causal information constraints else generations are incoherent. We then do element wise multiplication to obtain cross-terms in the variables as the ladders are univariate leading to richer representations. In particular, if depth of the ensembles  $d = 2$ , where  $w_0^{(1)}, w_0^{(2)}$  are parameter vectors at depth 1 and  $w_1^{(1)}, w_1^{(2)}$  are parameter vectors at depth 2 for the left and right ensembles respectively, then if  $\odot$  implies element-wise multiplication and  $\circ^{-1}$  implies element-wise reciprocal we would get:

$$y_1 = w_0^{(1)} \odot x + (w_1^{(1)} \odot x)^{\circ^{-1}} \quad \text{and} \quad y_2 = w_0^{(2)} \odot x + (w_1^{(2)} \odot x)^{\circ^{-1}}.$$

Let  $U_1$  and  $U_2$  denote upper triangular parameter matrices then,  $O = U_1 y_1 \odot U_2 y_2$ .  $O$  is the  $l$  dimensional output produced per input  $x$ . In our case we will get  $p$  such outputs. The tensor containing these  $p$  outputs is then transposed back to get a  $l \times p$  tensor, which later layers expect.

Now considering the *right architecture* with two ladders (i.e.  $L = 2$ ) of depth 2, a  $L \times l$  (full) parameter matrix  $F$  and Csoftmax to denote softmax applied causally (i.e.  $i^{\text{th}}$  token is a convex combination of the first  $i - 1$  tokens) with notation from above we have attention weights given by,

$A = \text{Csoftmax}([y_1, y_2]F)$ , where in this case  $y_1 = w_0^{(1)T} x + \left(w_1^{(1)T} x\right)^{-1}$  and  $y_2 = w_0^{(2)T} x + \left(w_1^{(2)T} x\right)^{-1}$  as no transpose of the input tensor is taken and hence  $x, w$  are  $p$  dimensional. If  $V = XW^v$  denotes a value matrix like in standard attention where  $W^v$  is a  $p \times p$  parameter matrix, then the output  $O$  is given by:  $O = AV$ , which would be  $l \times p$  tensor.

#### 4.1.2 Replacement for FFNs

For FFNs we simply require feature mixing so no transpose is taken and all features can mix. Hence, we create ensembles of  $p$ -variate ladders with a linear layer at the end as seen in Figure 3.

Note that here one could have an arbitrary number of ladders in the ensemble and one projects to  $p$  dimensions using the linear layer. The input to the ladders is a gated non-expanded (i.e.  $\alpha = 1$ ) representation. Not performing expansion produces significant parameter savings as seen in the experiments. Expressions depicting the scale of parameters of different architectural components are shown in Table 1.

#### 4.2 Architecture for Continued Fraction Ensembles and Continuant-Based Implementation

The common element in the architectures in Figures 2 and 3 is a linear combination of an ensemble of CoFrNet ladders. This subsection describes how we implement these linear combinations of ladders using the continuants introduced in Section 2.

**Architecture** Let us denote by  $y \in \mathbb{R}^q$  the output of a linear combination of  $L$  ladders, where in general  $q$  could be different from the input dimension  $p$ . We use a superscript  $j$  to denote the partial denominators  $a_0^{(j)}, \dots, a_d^{(j)}$  corresponding to the  $j^{\text{th}}$  ladder, where  $a_k^{(j)} = w_k^{(j)} x$ . Then based on (2), the  $i^{\text{th}}$  output component  $y_i$  is given by

$$y_i = \sum_{j=1}^L v_{ij} \left( a_0^{(j)} + \tilde{f}(a^{(j)}) \right) = \sum_{j=1}^L v_{ij} w_0^{(j)} x + \sum_{j=1}^L v_{ij} \tilde{f}(a^{(j)}), \quad (7)$$

where  $v_{ij}$  are the coefficients of the linear combination. Since the composition of two linear functions is also linear, we may simplify the first term on the right-hand side of (7) to yield

$$y_i = u_i x + \sum_{j=1}^L v_{ij} \tilde{f}(a^{(j)}),$$

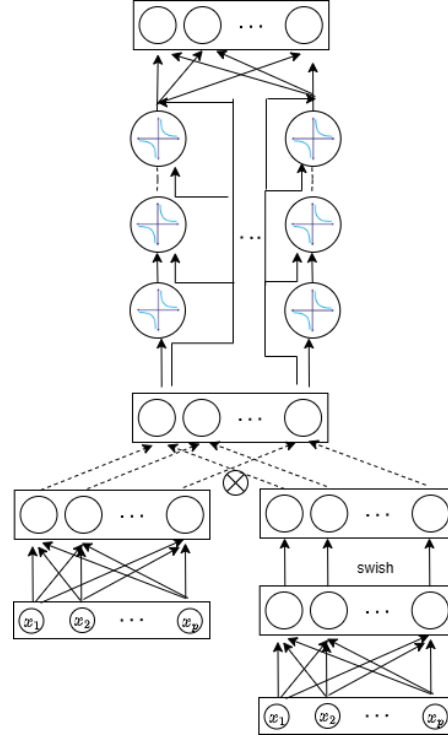


Figure 3: CoFrNet architecture to simulate FFNs – Cffn – in a transformer block. We create a gated *non-expanded* (i.e.  $\alpha = 1$ ) representation that we pass to the CoFrNet ladders. Here no transpose is taken and hence feature mixing in either direction does not interfere with causal generation which is why we have a linear layer on top. Again the collapsed implementation is described in section 4.2.

where  $u_i = \sum_{j=1}^L v_{ij} w_0^{(j)}$  is the parameter vector of the overall linear function. Let  $U$  be the matrix with rows  $u_i$ ,  $i = 1, \dots, q$ ,  $V$  the matrix with entries  $v_{ij}$ , and  $W^{(j)}$  the matrix with rows  $w_k^{(j)}$ ,  $j = 1, \dots, d$ . We may then express the overall computation from  $x$  to  $y$  as

$$y = Ux + Vz, \quad z_j = \tilde{f}(a^{(j)}), \quad a^{(j)} = W^{(j)}x, \quad j = 1, \dots, L. \quad (8)$$

Based on (8), we implement a linear combination of ladders using the architecture shown in Figure 4. At the far left is a linear layer parameterized by  $U$  that directly connects input  $x$  to output  $y$ . To the right are  $L$  ladders, where for each ladder  $j$ , a linear layer parameterized by  $W^{(j)}$  first computes the partial denominators  $a^{(j)}$  before the continued fraction is computed by the “CF” layer. The continued fraction outputs  $z_j$  are fed to a linear layer parameterized by  $V$ , whose output is added to yield  $y$ .

**Continuant implementation** We use the continuants representation from Section 2 to compute continued fractions in the CF layer. Specifically, continuants  $K_0, K_1, \dots, K_d$  are first computed using the recursion in (4), (5). The continued fraction output  $\tilde{f}(a^{(j)})$  is then given by the ratio of  $K_{d-1}$  and  $K_d$  in (6). The following result shows that the *gradient* of  $\tilde{f}(a^{(j)})$  is also given by ratios of continuants.

**Proposition 1.** *The partial derivatives of continued fraction  $\tilde{f}(a)$  defined in (2) are given by*

$$\frac{\partial \tilde{f}(a)}{\partial a_k} = (-1)^k \left( \frac{K_{d-k}(a_{k+1}, \dots, a_d)}{K_d(a_1, \dots, a_d)} \right)^2, \quad k = 1, \dots, d. \quad (9)$$

*Proof.* Using equations (2) and (3) we get,

$$\frac{\partial \tilde{f}(a)}{\partial a_k} = \frac{\partial}{\partial a_k} (f(a_0, a) - a_0) = \frac{\partial}{\partial a_k} \frac{K_{d+1}(a_0, \dots, a_d)}{K_d(a_1, \dots, a_d)} - 0$$

for  $k = 1, \dots, d$ . We then invoke Lemma 2 stated in the appendix.  $\square$

To take advantage of Proposition 1, we implement the CF layer in Figure 4 as a custom PyTorch function (`torch.autograd.Function`). This allows the continuants  $K_0, \dots, K_d$ , as well as the reciprocal  $1/K_d$ , to be computed once during the forward pass and saved for the backward pass. Then to compute the gradient, it suffices to multiply  $1/K_d$  by other continuants that are required. As seen from (5), all continuants up to  $K_d$  can be computed recursively through  $O(d)$  multiplications and additions. This continuants approach yields a major improvement in efficiency over the “literal” approach taken in the original CoFrNet

**Advantages** Using continuants to compute each continued fraction  $\tilde{f}(a^{(j)})$  (6) and its gradient (9) requires only one division, by the same quantity  $K_d$ . As noted above, the reciprocal  $1/K_d$  can be computed once and then reused in all ratios of continuants that are required. As seen from (5), all continuants up to  $K_d$  can be computed recursively through  $O(d)$  multiplications and additions. This continuants approach yields a major improvement in efficiency over the “literal” approach taken in the original CoFrNet work [32], which performs one division per layer following the standard representation of a continued fraction (1). The reduction from  $d$  divisions to 1 is especially significant when ladders are made deep. It applies to both inference and training, since backpropagation through a standard PyTorch implementation of (1) also requires  $d$  divisions. It is widely known that *divisions are significantly more expensive in current hardware* — typically an order of magnitude slower — than multiplications or additions. Moreover, having to divide just once can result in *better numerical stability*.

**Avoiding poles and clipping** Equation 6 shows that a continued fraction is equivalent to a rational function, and hence it can suffer from divergence when the denominator  $K_d$  goes to zero (these locations are known as *poles* in the context of rational functions). We mitigate this issue using a similar approach as [32], namely changing the denominator from  $K_d$  to  $\text{sgn}(K_d) \max(|K_d|, \epsilon)$  to ensure that it has absolute value at least  $\epsilon > 0$ . Importantly however, this modification is done only

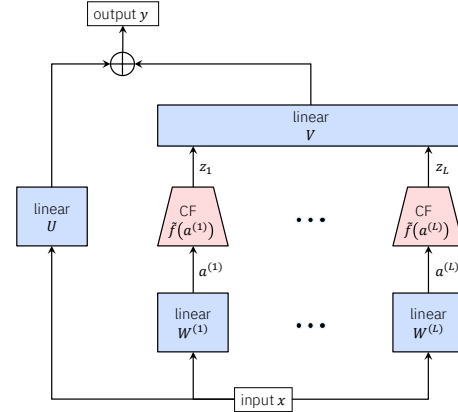


Figure 4: Architecture for implementing a linear combination of CoFrNet ladders (CF stands for continued fraction).

once to  $K_d$  as opposed to before every one of the  $d$  divisions in [32]. This may result in less loss of representation power compared to [32].

We also maintain the minimum and maximum values that each ladder produces during training. During testing we project or clip predictions to lie in this range so that outputs far away from those seen during training are not produced thus guarding against outlier test predictions.

## 5 Experiments

### 5.1 Setup

We now perform experiments, where we compare with GPT2-xl (1.5B) first pre-trained on OpenWebText (OWT) [13] and then on the GneissWeb 35B (GW) [12] datasets. We compare with three variants of ours i) CoFrGeNet-F, where the FFN is replaced by CoFrNet, ii) CoFrGeNet-A, where the attention is replaced by CoFrNet and iii) CoFrGeNet, where both FFN and attention are replaced. We report results with the CAttnM architecture when attention is replaced as it led to slightly better results than CAttnU in many cases. We also compare with Dense Synthesizer (Synthesizer-D) [43] which is closest to our CAttnM architecture and an established sparse attention approach (Sparse Attn) [52]. To test the efficacy of CoFrNet on a different architecture we experiment with Llama-3.2B pre-trained on the docling data mix [44] of 2T tokens. The data mix contains web (DCLM2, DCLM3Plus [23]), multilingual (FineWeb-2-edu [25]), code (Starcode, stack-edu [2]), math (Finemath [2], Infiwebmath [17], opc-fineweb-math-corpus [18]) and synthetic data (Cosmopedia [3]), which is heavily used to train models for diverse document understanding. The Llama models already use an efficient form of attention namely Grouped Query Attention (GQA) and hence are a natural efficient attention baseline.

**Evaluations:** We report perplexity on Penn Tree Bank (PTB) [26], Wikitext2 [28], Wikitext103 [28], Lambada [31], AgNews [54] and One Billion Words (LM1B) [5] datasets. We use a stride of 512 for wiktetext2, wiktetext103 as recommended in these works. For all the other datasets, we use a stride of 256. We then fine tune our models on GLUE [48] (classification) tasks and compare accuracies as done in previous works [39]. We average results over five runs. We also compare parameter Table 2: Downstream task accuracies (best results bolded) on GLUE benchmark after finetuning. The first column is the pre-training dataset. Standard deviations are reported in Table 8 in the appendix.

Data	Model	MNLI	QQP	QNLI	SST2	COLA	MRPC	RTE	WNLI
OWT	GPT2-xl (1.5B)	86.89	88.93	91.35	93.56	81.78	79.83	60.27	58.28
	CoFrGeNet-F (985M)	<b>87.26</b>	<b>89.95</b>	<b>91.89</b>	<b>94.16</b>	<b>82.59</b>	<b>80.21</b>	<b>61.35</b>	<b>58.30</b>
	CoFrGeNet-A (1.21B)	86.94	89.31	91.74	93.83	81.77	79.89	60.91	58.28
	CoFrGeNet (798M)	87.11	89.36	91.79	93.91	81.97	79.93	61.25	58.29
	Synthesizer-D (1.2B)	84.93	86.82	90.13	91.34	80.15	77.95	59.83	58.28
	Sparse Attn (1.21B)	85.27	86.38	90.93	92.72	80.76	77.42	59.36	58.27
GW	GPT2-xl (1.5B)	78.28	86.83	<b>82.93</b>	91.82	74.18	77.72	60.19	<b>58.33</b>
	CoFrGeNet-F (985M)	<b>79.62</b>	<b>87.26</b>	82.73	<b>92.36</b>	<b>74.83</b>	<b>78.01</b>	<b>61.35</b>	<b>58.33</b>
	CoFrGeNet-A (1.21B)	78.42	86.17	82.51	91.86	74.15	77.37	60.85	<b>58.33</b>
	CoFrGeNet (798M)	79.05	86.98	82.12	92.13	74.38	77.95	61.11	<b>58.33</b>
	Synthesizer-D (1.2B)	77.56	86.35	80.38	91.25	73.27	76.73	59.26	58.24
	Sparse Attn (1.21B)	77.67	86.41	80.77	91.16	72.83	76.62	59.39	58.28

counts, train time and (per-sample) inference time. We show how the continuants version leads to better train and inference time when compared with the standard implementation of CoFrNets with the improvement mainly attributable to the reduced number of divisions. We provide randomly chosen generations for our variants and GPT2-xl in the appendix. For Llama-3.2B, we evaluate on openbookqa [29], piqa [4], arc-easy [8], winogrande [1], hellaswag [53], lambada open AI [33], boolq [6] and sciq [51] which cover open domain Q&A, reasoning and text understanding tasks. We also report the throughput and training time.

### Parameter Settings:

For pre-training GPT2-xl we use the recommended settings in <https://github.com/karpathy/nanoGPT> where, the learning rate

Table 3: Perplexities of the different models with best results bolded.

Data	Model	PTB	Wikitxt2	Lbda	AgNews	Lm1b	Wikitxt103
OWT	GPT2-xl (1.5B)	30.12	18.30	8.66	37.13	41.20	17.50
	CoFrGeNet-F (985M)	<b>29.89</b>	<b>17.12</b>	<b>8.12</b>	<b>35.72</b>	<b>40.14</b>	<b>16.14</b>
	CoFrGeNet-A (1.21B)	30.02	18.22	8.54	37.02	41.03	17.26
	CoFrGeNet (798M)	30.03	17.96	8.55	36.47	40.86	17.17
	Synthesizer-D (1.2B)	31.47	19.35	9.92	39.84	41.94	18.91
	Sparse Attn (1.21B)	31.23	18.78	9.13	38.82	42.05	18.82
GW	GPT2-xl (1.5B)	29.07	19.12	31.78	45.62	52.36	18.93
	CoFrGeNet-F (985M)	29.72	<b>18.13</b>	<b>30.52</b>	<b>41.63</b>	<b>46.83</b>	<b>18.11</b>
	CoFrGeNet-A (1.21B)	<b>28.89</b>	18.77	30.98	43.91	48.37	18.67
	CoFrGeNet (798M)	29.08	18.29	30.71	42.55	48.01	18.42
	Synthesizer-D (1.2B)	30.83	19.25	31.92	46.81	52.99	19.03
	Sparse Attn (1.21B)	29.36	18.95	31.23	46.38	52.83	19.45



is  $6 \times 10^{-4}$ ,  
weight decay is

0.1, no dropout and maximum iterations is 600K. For sparse attention (Sparse Attn) we set  $g = 1$ ,  $w = 3$  and  $r$  is set to roughly match the number parameters in our CoFrGeNet-A variant for a fair comparison. The values of  $g$  and  $w$  were set based on experiments conducted in [52] as those produced the best results. For both Synthesizer-D and Sparse Attn we apply a lower triangular mask to the attention weights matrix so as to make the models amenable for auto-regressive generation.

For fine tuning the GPT2-xl model learning rate is  $0.25 \times 10^{-4}$ , batch size is 64 and no dropout. This is the same for the baselines. For our models the learning rate was  $0.125 \times 10^{-4}$  with other parameters being the same. These learning rates produced the best results for the respective models.

The Llama variants we pre-train for about 2M iterations. The initial learning rate is  $3 \times 10^{-4}$  and follows an annealing schedule with no dropout. Adam optimizer is used for both model variants.

For CoFrNets we set  $\epsilon = 0.01$ . We experiment with  $d$  equal to 1, 3, 5, 7 and widths (i.e. number of ladders in an ensemble) also taking the same values when replacing FFNs. We try the same depths and widths when replacing attention.

**Training Schedule:** We employ a dyadic parameter update schedule for our CoFrGeNet components. More specifically, we update only the linear component starting from iteration one, where parameters at higher depths are frozen. Then after half the iterations are done we start updating also the first layer parameters. Then after  $\frac{3}{4}$  the number of iterations we start updating the depth two parameters and so on. Essentially, depth  $i$  parameters are updated for  $\frac{t}{2^i}$  number of iterations where  $t$  is the total number of iterations. We find that this leads to stable training of our architectures as opposed to training all parameters from the start.

**Hardware:** We pre-trained the GPT models using 16 H100 GPUs and distributed data parallel (ddp) training. Fine tuning was done using a single A100 GPU for each model. Also inference times were computed for all models using a single A100 GPU. The Llama models were pre-trained using 128 H100 GPUs with fully sharded distributed data parallel (fsdp) training.

Table 4: Training time and inference time. CoFrGeNet<sub>B</sub> is our basic implementation not using continuants. As can be seen using the continuants formalism speeds up training and inference.

Data	Model	Train Time (hrs)	Inf. Time ( $\mu$ s)
OWT	GPT2-xl	190	643.93 $\pm$ 1.73
	CoFrGeNet-F	186	627.48 $\pm$ 1.85
	CoFrGeNet-A	186	638.26 $\pm$ 1.76
	CoFrGeNet	178	628.73 $\pm$ 1.66
	CoFrGeNet <sub>B</sub>	203	5898.72 $\pm$ 3.91
GW	GPT2-xl	413	638.26 $\pm$ 2.73
	CoFrGeNet-F	397	627.34 $\pm$ 1.65
	CoFrGeNet-A	396	625.86 $\pm$ 1.78
	CoFrGeNet	387	619.78 $\pm$ 1.49
	CoFrGeNet <sub>B</sub>	424	5877.87 $\pm$ 4.52

Table 5: Perplexities of CoFrGeNet (GPT2-xl) variants with (left number) and without (right number) incremental training. As can be seen our training schedule has significant impact. Best results bolded.

Data	Model	PTB	Wikitxt2	Lbda	AgNews	Lm1b	Wikitxt103
OWT	CoFrGeNet-F (985M)	<b>29.89</b> , 33.72	<b>17.12</b> , 26.71	<b>8.12</b> , 12.56	<b>35.72</b> , 42.18	<b>40.14</b> , 47.28	<b>16.14</b> , 22.65
	CoFrGeNet-A (1.21B)	30.02, 38.24	18.22, 21.82	8.54, 10.92	37.02, 45.52	41.03, 46.21	17.26, 24.25
	CoFrGeNet (798M)	30.03, 36.77	17.96, 23.87	8.55, 15.23	36.47, 42.72	40.86, 49.44	17.17, 23.33
GW	CoFrGeNet-F (985M)	29.72, 35.88	<b>18.13</b> , 25.55	<b>30.52</b> , 37.33	<b>41.63</b> , 45.46	<b>46.83</b> , 49.53	<b>18.11</b> , 20.44
	CoFrGeNet-A (1.21B)	<b>28.89</b> , 33.71	18.77, 23.72	30.98, 36.28	43.91, 45.29	48.37, 52.51	18.67, 21.67
	CoFrGeNet (798M)	29.08, 34.22	18.29, 22.98	30.71, 36.23	42.55, 44.39	48.01, 51.91	18.42, 21.67

## 5.2 Results

One of the main ways of evaluating if a generative model has learnt good representations is to test it on downstream

tasks. In Table 2 we evaluate how our models perform w.r.t. GPT2-xl on GLUE tasks. We observe that our models are much smaller – sizes are mentioned next to the names in column two – yet are better in performance in most cases to the original GPT2-xl model. In fact, they

Table 6: Zero-shot accuracies on open domain Q&A, reasoning and text understanding tasks. The docling data mix of 2 trillion tokens was used for pre-training.

Model	openqa	piqa	arc	wino	hswag	lambada	boolq	sciq
Llama (3.2B)	.282	.76	.77	<b>.654</b>	<b>.503</b>	.581	<b>.691</b>	.941
CoFrGeNet-F (2.1B)	.294	<b>.764</b>	<b>.778</b>	.649	.491	<b>.583</b>	.668	<b>.944</b>
CoFrGeNet-A (2.5B)	<b>.304</b>	.752	.757	.646	.463	.575	.633	.914
CoFrGeNet (1.8B)	.283	.751	.751	.64	.464	.571	.633	.907

are also better than the linear attention and sparse attention baselines being similar or smaller size. For the Sparse Attn baseline the size reflects the sparsity level or the number of non-zeros. CoFrGeNet-F seems to have the best performance amongst all the variants in most cases. In Table 3, we evaluate how confident the model is in its generations. We see in Table 3 that again our models are better than GPT2-xl and the efficient attention baselines. Here again CoFrGeNet-F seems to have the best perplexity in most cases consistent with the fine tuning performance. In Table 4, we compare training and inference times of our models and GPT2-xl. Here we add an additional model CoFrGeNet<sub>B</sub> which is the same architecture as CoFrGeNet, but implemented as multi-layer ladders as done in [32], without exploiting the continuants formalism. This means a division operation has to be done at every layer of the ladder while training and inferring. As can be seen the training for the continuants version is faster, with inference being almost an order of magnitude faster. In Table 5, we compare the perplexities of our trained models with and without our custom training schedule. As can be seen our training schedule leads to much better performing models as it stabilizes training.

In Table 6, we observe similar qualitative behavior for the Llama models even when tested on diverse tasks ranging from open domain Q&A to reasoning, where CoFrGeNet-F is the best on majority of these tasks, while the other variants are still competitive with the original Llama model. The throughputs are observed in Table 7. We see that our variants are faster than the original Llama where, CoFrGeNet-F and CoFrGeNet take as much as a couple of days less to train.

Table 7: Throughput for Llama-3.2B and our variants.

Model	Tokens/day	Train Time (days)
Llama (3.2B)	235B	8.5
CoFrGeNet-F (2.1B)	303B	6.6
CoFrGeNet-A (2.5B)	250B	8
CoFrGeNet (1.8B)	315B	6.4

These results suggest that across model architectures and tasks our architectural modifications lead to competitive models that are parameter efficient.

## 6 Discussion

We have proposed novel continued fraction inspired architectures as replacements for attention and FFNs in transformer blocks. This new interesting function class can learn accurate, compact models that are also efficient to train and infer. Our continuant based gradient derivation and implementation facilitated these benefits over and above optimizing these architectures by backpropagating through the layers using standard Pytorch functionalities as done previously [32]. The custom training schedule for CoFrGeNet specific parameters further helped stabilize and improve performance. In the future, it would be interesting to experiment with other open architectures such as Mamba as well as Mixture-Of-Experts kind of architectures. Inventing new and better CoFrNet architectures for attention and FFNs beyond those proposed in this work is another interesting direction. Also building custom Triton Kernels [45] for our components to further speedup training and inference might be a worthwhile future effort.

As such we believe we have laid the groundwork for continued fraction inspired generative architectures. This could lead to small, efficient to train and accurate generative models across applications and industries. In a way this could further democratize AI as entities with fewer resources could also pre-train good quality models. Of course, there are no implicit safety guards for these models similar to other architectures and so they are susceptible to hallucinations, adversarial attacks and the likes. We hope future research exploiting the specific functional form can implicitly address some of these challenges, which we believe could be very exciting.

## References

- [1] Winogrande: An adversarial winograd schema challenge at scale. 2019.
- [2] L. B. Allal, A. Lozhkov, E. Bakouch, G. M. Blázquez, G. Penedo, L. Tunstall, A. Marafioti, H. Kydlíček, A. P. Lajarín, V. Srivastav, J. Lochner, C. Fahlgren, X.-S. Nguyen, C. Fourrier, B. Burtenshaw, H. Larcher, H. Zhao, C. Zakka, M. Morlon, C. Raffel, L. von Werra, and T. Wolf. Smollm2: When smol goes big – data-centric training of a small language model, 2025.
- [3] L. Ben Allal, A. Lozhkov, G. Penedo, T. Wolf, and L. von Werra. Cosmopedia, 2024.

- [4] Y. Bisk, R. Zellers, R. L. Bras, J. Gao, and Y. Choi. Piqa: Reasoning about physical commonsense in natural language. In *Thirty-Fourth AAAI Conference on Artificial Intelligence*, 2020.
- [5] C. Chelba, T. Mikolov, M. Schuster, Q. Ge, T. Brants, P. Koehn, and T. Robinson. One billion word benchmark for measuring progress in statistical language modeling. In H. Li, H. M. Meng, B. Ma, E. Chng, and L. Xie, editors, *15th Annual Conference of the International Speech Communication Association, INTERSPEECH 2014, Singapore, September 14-18, 2014*, pages 2635–2639. ISCA, 2014.
- [6] C. Christopher, L. Kenton, C. Ming-Wei, K. Tom, C. Michael, and T. Kristina. Boolq: Exploring the surprising difficulty of natural yes/no questions. In *NAACL*, 2019.
- [7] H. W. Chung, L. Hou, S. Longpre, B. Zoph, Y. Tay, W. Fedus, Y. Li, X. Wang, M. Dehghani, S. Brahma, et al. Scaling instruction-finetuned language models. *Journal of Machine Learning Research*, 25(70):1–53, 2024.
- [8] P. Clark, I. Cowhey, O. Etzioni, T. Khot, A. Sabharwal, C. Schoenick, and O. Tafjord. Think you have solved question answering? try arc, the ai2 reasoning challenge. *arXiv:1803.05457v1*, 2018.
- [9] J. Devlin, M.-W. Chang, K. Lee, and K. Toutanova. Bert: Pre-training of deep bidirectional transformers for language understanding. In *Proceedings of the 2019 conference of the North American chapter of the association for computational linguistics: human language technologies, volume 1 (long and short papers)*, pages 4171–4186, 2019.
- [10] Z. Fu, W. Song, Y. Wang, X. Wu, Y. Zheng, Y. Zhang, D. Xu, X. Wei, T. Xu, and X. Zhao. Sliding window attention training for efficient large language models, 2025.
- [11] A. Gadhikar, S. K. Majumdar, N. Popp, P. Saranrittichai, M. Rapp, and L. Schott. Attention is all you need for mixture-of-depths routing, 2024.
- [12] H. E. Gohari, S. R. Kadhe, S. Y. S. C. Adam, A. Adebayo, P. Adusumilli, F. Ahmed, N. B. Angel, S. Borse, Y.-C. Chang, X.-H. Dang, N. Desai, R. Eres, R. Iwamoto, A. Karve, Y. Koyfman, W.-H. Lee, C. Liu, B. Lublinsky, T. Ohko, P. Pesce, M. Touma, S. Wang, S. Witherspoon, H. Woisetschlager, D. Wood, K.-L. Wu, I. Yoshida, S. Zawad, P. Zerfos, Y. Zhou, and B. Bhat-tacharjee. Gneissweb: Preparing high quality data for llms at scale, 2025.
- [13] A. Gokaslan, V. Cohen, E. Pavlick, and S. Tellex. Openwebtext corpus. <http://SkyLion007.github.io/OpenWebTextCorpus>, 2019.
- [14] N. Graef and A. Wasielewski. Slim attention: cut your context memory in half without loss – k-cache is all you need for mha, 2025.
- [15] A. Gu and T. Dao. Mamba: Linear-time sequence modeling with selective state spaces. In *First Conference on Language Modeling*, 2024.
- [16] A. Gu, K. Goel, and C. Re. Efficiently modeling long sequences with structured state spaces. In *International Conference on Learning Representations*, 2022.
- [17] X. Han, Y. Jian, X. Hu, H. Liu, Y. Wang, Q. Fan, Y. Ai, H. Huang, R. He, Z. Yang, and Q. You. Infimm-webmath-40b: Advancing multimodal pre-training for enhanced mathematical reasoning, 2024.
- [18] S. Huang, T. Cheng, J. K. Liu, J. Hao, L. Song, Y. Xu, J. Yang, J. H. Liu, C. Zhang, L. Chai, R. Yuan, Z. Zhang, J. Fu, Q. Liu, G. Zhang, Z. Wang, Y. Qi, Y. Xu, and W. Chu. Opencoder: The open cookbook for top-tier code large language models. 2024.
- [19] A. G. Ivakhnenko. Polynomial theory of complex systems. *IEEE transactions on Systems, Man, and Cybernetics*, (4):364–378, 1971.
- [20] W. B. Jones and W. Thron. *Continued fractions. Analytic theory and applications*. Encyclopedia of Mathematics and its Applications. Addison-Wesley, 1980.

- [21] A. Joshua, J. Lee-Thorp, M. de Jong, Y. Zemlyanskiy, F. Lebrón, and S. Sanghai. Gqa: Training generalized multi-query transformer models from multi-head checkpoints. *Empirical Method in Natural Language Processing*, 2023.
- [22] R. Jozefowicz, O. Vinyals, M. Schuster, N. Shazeer, and Y. Wu. Exploring the limits of language modeling, 2016.
- [23] J. Li, A. Fang, G. Smyrnis, M. Ivgi, M. Jordan, S. Gadre, H. Bansal, E. Guha, S. Keh, K. Arora, S. Garg, R. Xin, N. Muennighoff, R. Heckel, J. Mercat, M. Chen, S. Gururangan, M. Wortsman, A. Albalak, Y. Bitton, M. Nezhurina, A. Abbas, C.-Y. Hsieh, D. Ghosh, J. Gardner, M. Kilian, H. Zhang, R. Shao, S. Pratt, S. Sanyal, G. Ilharco, G. Daras, K. Marathe, A. Gokaslan, J. Zhang, K. Chandu, T. Nguyen, I. Vasiljevic, S. Kakade, S. Song, S. Sanghavi, F. Faghri, S. Oh, L. Zettlemoyer, K. Lo, A. El-Nouby, H. Pouransari, A. Toshev, S. Wang, D. Groeneveld, L. Soldaini, P. W. Koh, J. Jitsev, T. Kollar, A. G. Dimakis, Y. Carmon, A. Dave, L. Schmidt, and V. Shankar. Datacomp-lm: In search of the next generation of training sets for language models. *arXiv preprint arXiv:2406.11794*, 2024.
- [24] S. Linnainmaa. Taylor expansion of the accumulated rounding error. *BIT Numerical Mathematics*, 16(2):146–160, 1976.
- [25] A. Lozhkov, L. Ben Allal, L. von Werra, and T. Wolf. Fineweb-edu, May 2024.
- [26] M. P. Marcus, B. Santorini, and M. A. Marcinkiewicz. Building a large annotated corpus of english: The penn treebank. *Comput. Linguistics*, 19(2):313–330, 1993.
- [27] W. S. McCulloch and W. Pitts. A logical calculus of the ideas immanent in nervous activity. *The bulletin of mathematical biophysics*, 5:115–133, 1943.
- [28] S. Merity, C. Xiong, J. Bradbury, and R. Socher. Pointer sentinel mixture models. In *5th International Conference on Learning Representations, ICLR 2017, Toulon, France, April 24-26, 2017, Conference Track Proceedings*. OpenReview.net, 2017.
- [29] T. Mihaylov, P. Clark, T. Khot, and A. Sabharwal. Can a suit of armor conduct electricity? a new dataset for open book question answering. In *EMNLP*, 2018.
- [30] K. Milton. Summation techniques, Padé approximants, and continued fractions. 2011. <http://www.nhn.ou.edu/~milton/p5013/chap8.pdf>.
- [31] D. Paperno, G. Kruszewski, A. Lazaridou, Q. N. Pham, R. Bernardi, S. Pezzelle, M. Baroni, G. Boleda, and R. Fernández. The LAMBADA dataset: Word prediction requiring a broad discourse context. In *Proceedings of the 54th Annual Meeting of the Association for Computational Linguistics, ACL 2016, August 7-12, 2016, Berlin, Germany, Volume 1: Long Papers*. The Association for Computer Linguistics, 2016.
- [32] I. Puri, A. Dhurandhar, T. Pedapati, K. Shanmugam, D. Wei, and K. R. Varshney. Cofrnets: Interpretable neural architecture inspired by continued fractions. In M. Ranzato, A. Beygelzimer, Y. Dauphin, P. Liang, and J. W. Vaughan, editors, *Advances in Neural Information Processing Systems*, volume 34, pages 21668–21680. Curran Associates, Inc., 2021.
- [33] A. Radford, K. Narasimhan, T. Salimans, and I. Sutskever. Improving language understanding by generative pre-training. 2018.
- [34] A. Radford, J. Wu, R. Child, D. Luan, D. Amodei, I. Sutskever, et al. Language models are unsupervised multitask learners. *OpenAI blog*, 1(8):9, 2019.
- [35] C. Raffel, N. Shazeer, A. Roberts, K. Lee, S. Narang, M. Matena, Y. Zhou, W. Li, and P. J. Liu. Exploring the limits of transfer learning with a unified text-to-text transformer. *Journal of machine learning research*, 21(140):1–67, 2020.
- [36] F. Rosenblatt. The perceptron: a probabilistic model for information storage and organization in the brain. *Psychological review*, 65(6):386, 1958.
- [37] D. E. Rumelhart, G. E. Hinton, and R. J. Williams. Learning representations by back-propagating errors. *nature*, 323(6088):533–536, 1986.

- [38] S. S. Sahoo, M. Arriola, A. Gokaslan, E. M. Marroquin, A. M. Rush, Y. Schiff, J. T. Chiu, and V. Kuleshov. Simple and effective masked diffusion language models. In *The Thirty-eighth Annual Conference on Neural Information Processing Systems*, 2024.
- [39] S. S. Sahoo, M. Arriola, Y. Schiff, A. Gokaslan, E. Marroquin, J. T. Chiu, A. Rush, and V. Kuleshov. Simple and effective masked diffusion language models, 2024.
- [40] N. Shazeer. Fast transformer decoding: One write-head is all you need, 2019.
- [41] J. Sohl-Dickstein, E. Weiss, N. Maheswaranathan, and S. Ganguli. Deep unsupervised learning using nonequilibrium thermodynamics. In F. Bach and D. Blei, editors, *Proceedings of the 32nd International Conference on Machine Learning*, volume 37 of *Proceedings of Machine Learning Research*, pages 2256–2265, Lille, France, 07–09 Jul 2015. PMLR.
- [42] I. Sutskever, O. Vinyals, and Q. V. Le. Sequence to sequence learning with neural networks. *Advances in neural information processing systems*, 27, 2014.
- [43] Y. Tay, D. Bahri, D. Metzler, D.-C. Juan, Z. Zhao, and C. Zheng. Synthesizer: Rethinking self-attention in transformer models. In *Intl. Conference on Machine Learning*, 2021.
- [44] D. S. Team. Docling technical report. Technical report, 8 2024.
- [45] P. Tillet, H.-T. Kung, and D. Cox. Triton: an intermediate language and compiler for tiled neural network computations. In *Proceedings of the 3rd ACM SIGPLAN International Workshop on Machine Learning and Programming Languages*, pages 10–19, 2019.
- [46] I. Tolstikhin, N. Houlsby, A. Kolesnikov, L. Beyer, X. Zhai, T. Unterthiner, J. Yung, A. Steiner, D. Keysers, J. Uszkoreit, M. Lucic, and A. Dosovitskiy. Mlp-mixer: An all-mlp architecture for vision. In *Computer Vision and Pattern Recognition*, 2021.
- [47] A. Vaswani, N. Shazeer, N. Parmar, J. Uszkoreit, L. Jones, A. N. Gomez, L. u. Kaiser, and I. Polosukhin. Attention is all you need. In *Advances in Neural Information Processing Systems*, 2017.
- [48] A. Wang, A. Singh, J. Michael, F. Hill, O. Levy, and S. R. Bowman. Glue: A multi-task benchmark and analysis platform for natural language understanding. In *Proceedings of the 24th International Conference on Learning Representations*, 2019.
- [49] S. Wang, B. Z. Li, M. Khabsa, H. Fang, and H. Ma. Linformer: Self-attention with linear complexity. *CoRR*, abs/2006.04768, 2020.
- [50] Y. Wang, S. Mishra, P. Alipoormolabashi, Y. Kordi, A. Mirzaei, A. Naik, A. Ashok, A. S. Dhanasekaran, A. Arunkumar, D. Stap, et al. Super-naturalinstructions: Generalization via declarative instructions on 1600+ nlp tasks. In *Proceedings of the 2022 Conference on Empirical Methods in Natural Language Processing*, pages 5085–5109, 2022.
- [51] J. Welbl, N. F. Liu, and M. Gardner. Crowdsourcing multiple choice science questions. 2017.
- [52] M. Zaheer, G. Guruganesh, A. Dubey, J. Ainslie, C. Alberti, S. Ontanon, P. Pham, A. Ravula, Q. Wang, L. Yang, and A. Ahmed. Big bird: transformers for longer sequences. *NeurIPS '24*, 2024.
- [53] R. Zellers, A. Holtzman, Y. Bisk, A. Farhadi, and Y. Choi. Hellaswag: Can a machine really finish your sentence? In *Proceedings of the 57th Annual Meeting of the Association for Computational Linguistics*, 2019.
- [54] X. Zhang, J. Zhao, and Y. LeCun. Character-level convolutional networks for text classification. In *Proceedings of the 28th International Conference on Neural Information Processing Systems - Volume 1*, NIPS'15, page 649–657, Cambridge, MA, USA, 2015. MIT Press.

## 7 Brief Historical Perspective

One of the starting points of artificial neural networks was in the mathematical model of biological neurons known as *artificial neurons* or McColluch-Pitts Neurons proposed in [27]. These artificial neurons were remarkably similar to the elements used in modern neural networks, in that their output is a thresholded weighted sum of their inputs. The Multi Layer Perceptron (MLP) [36] used multiple layers of neurons with input, hidden and output layers as a simplified model of the nervous system. The Group Method of Data Handling (GMDH) [19] trained a network with an MLP-type structure but each neuron in the network implements a polynomial function of a few input variable, and this was used to train a network that is 8 layers deep.

However, practical learning of networks was made easier after error backpropagation was published [24] and demonstrated for weight update and learning representation in neural networks [37].

## 8 Lemma 2 [32]

We have

$$\frac{\partial}{\partial a_k} \frac{K_{d+1}(a_0, \dots, a_d)}{K_d(a_1, \dots, a_d)} = (-1)^k \left( \frac{K_{d-k}(a_{k+1}, \dots, a_d)}{K_d(a_1, \dots, a_d)} \right)^2.$$

*Proof.* To compute the partial derivative of the ratio of continuants above, we first determine the partial derivative of a single continuant  $K_k(a_1, \dots, a_k)$  with respect to  $a_l$ ,  $l = 1, \dots, k$ . We use the representation of  $K_k$  as the determinant of the following tridiagonal matrix:

$$K_k(a_1, \dots, a_k) = \det \begin{bmatrix} a_1 & 1 & & \\ -1 & a_2 & \ddots & \\ & \ddots & \ddots & 1 \\ & & -1 & a_k \end{bmatrix}. \quad (10)$$

The partial derivatives of a determinant with respect to the matrix entries are given by the *cofactor* matrix:

$$\frac{\partial \det A}{\partial A_{ij}} = \text{co}(A)_{ij},$$

where  $\text{co}(A)_{ij} = (-1)^{i+j} M_{ij}$  and  $M_{ij}$  is the  $(i, j)$ -minor of  $A$ . In the present case, with  $A$  as the matrix in (10), we require partial derivatives with respect to the diagonal entries. Hence

$$\frac{\partial K_k(a_1, \dots, a_k)}{\partial a_l} = M_{ll}.$$

In deleting the  $l$ th row and column from  $A$  to compute  $M_{ll}$ , we obtain a block-diagonal matrix where the two blocks are tridiagonal and correspond to  $a_1, \dots, a_{l-1}$  and  $a_{l+1}, \dots, a_k$ . Applying (10) to these blocks thus yields

$$\frac{\partial K_k(a_1, \dots, a_k)}{\partial a_l} = K_{l-1}(a_1, \dots, a_{l-1}) K_{k-l}(a_{l+1}, \dots, a_k). \quad (11)$$

Returning to the ratio of continuants in the lemma, we use the quotient rule for differentiation and (11) to obtain

$$\begin{aligned} \frac{\partial}{\partial a_k} \frac{K_{d+1}(a_0, \dots, a_d)}{K_d(a_1, \dots, a_d)} &= \frac{1}{K_d(a_1, \dots, a_d)^2} \left( \frac{\partial K_{d+1}(a_0, \dots, a_d)}{\partial a_k} K_d(a_1, \dots, a_d) \right. \\ &\quad \left. - K_{d+1}(a_0, \dots, a_d) \frac{\partial K_d(a_1, \dots, a_d)}{\partial a_k} \right) \\ &= \frac{K_{d-k}(a_{k+1}, \dots, a_d)}{K_d(a_1, \dots, a_d)^2} (K_k(a_0, \dots, a_{k-1}) K_d(a_1, \dots, a_d) \\ &\quad - K_{d+1}(a_0, \dots, a_d) K_{k-1}(a_1, \dots, a_{k-1})). \end{aligned} \quad (12)$$

We focus on the quantity

$$K_k(a_0, \dots, a_{k-1})K_d(a_1, \dots, a_d) - K_{k-1}(a_1, \dots, a_{k-1})K_{d+1}(a_0, \dots, a_d) \quad (13)$$

in (12). For  $k = 0$  (and taking  $K_{-1} = 0$ ), this reduces to  $K_d(a_1, \dots, a_d)$ . Equation (12) then gives

$$\frac{\partial}{\partial a_0} \frac{K_{d+1}(a_0, \dots, a_d)}{K_d(a_1, \dots, a_d)} = \left( \frac{K_d(a_1, \dots, a_d)}{K_d(a_1, \dots, a_d)} \right)^2 = 1,$$

in agreement with the fact that  $a_0$  appears only as the leading term in (3). For  $k = 1$ , (13) becomes

$$a_0 K_d(a_1, \dots, a_d) - K_{d+1}(a_0, \dots, a_d) = -K_{d-1}(a_2, \dots, a_d)$$

using (5), and hence

$$\frac{\partial}{\partial a_1} \frac{K_{d+1}(a_0, \dots, a_d)}{K_d(a_1, \dots, a_d)} = - \left( \frac{K_{d-1}(a_2, \dots, a_d)}{K_d(a_1, \dots, a_d)} \right)^2.$$

We generalize from the cases  $k = 0$  and  $k = 1$  with the following lemma.

**Lemma 3.** The following identity holds:

$$\begin{aligned} K_k(a_0, \dots, a_{k-1})K_d(a_1, \dots, a_d) - K_{k-1}(a_1, \dots, a_{k-1})K_{d+1}(a_0, \dots, a_d) \\ = (-1)^k K_{d-k}(a_{k+1}, \dots, a_d). \end{aligned}$$

Combining (12) and Lemma 3 completes the proof.  $\square$

*Proof of Lemma 3.* We prove the lemma by induction. The base cases  $k = 0$  and  $k = 1$  were shown above and hold moreover for any depth  $d$  and any sequence  $a_0, \dots, a_d$ . Assume then that the lemma is true for some  $k$ , any  $d$ , and any  $a_0, \dots, a_d$ . For  $k + 1$ , we use recursion (5) to obtain

$$\begin{aligned} K_{k+1}(a_0, \dots, a_k)K_d(a_1, \dots, a_d) - K_k(a_1, \dots, a_k)K_{d+1}(a_0, \dots, a_d) \\ = (a_0 K_k(a_1, \dots, a_k) + K_{k-1}(a_2, \dots, a_k))K_d(a_1, \dots, a_d) \\ - K_k(a_1, \dots, a_k)(a_0 K_d(a_1, \dots, a_d) + K_{d-1}(a_2, \dots, a_d)) \\ = K_{k-1}(a_2, \dots, a_k)K_d(a_1, \dots, a_d) - K_k(a_1, \dots, a_k)K_{d-1}(a_2, \dots, a_d). \end{aligned}$$

We then recognize the last line as an instance of the identity for  $k$ , depth  $d - 1$ , and sequence  $a_1, \dots, a_d$ . Applying the inductive assumption,

$$\begin{aligned} K_{k+1}(a_0, \dots, a_k)K_d(a_1, \dots, a_d) - K_k(a_1, \dots, a_k)K_{d+1}(a_0, \dots, a_d) \\ = -(-1)^k K_{d-1-k}(a_{k+2}, \dots, a_d) \\ = (-1)^{k+1} K_{d-(k+1)}(a_{(k+1)+1}, \dots, a_d), \end{aligned}$$

as required.  $\square$

## 9 Example Generations

In Figures 5, 6, 7 and 8 we see example generations of GPT2-xl, CoFrGeNet-F, CoFrGeNet-A and CoFrGeNet respectively when pre-trained on OWT dataset. While in Figures 9, 10, 11 and 12 we see example generations of GPT2-xl, CoFrGeNet-F, CoFrGeNet-A and CoFrGeNet respectively when pre-trained on GW dataset.

The court heard that although they have a right to remain in the UK, they are not entitled to the full protection of article 8 of the country's constitution, the test for an applicant for permission to remain. They are entitled to visit the UK on an individual basis for an inspection by their lawyers.

Hearing the case, the general secretary of the Rotherham council, Peter Wanless, said: "I hope today's verdict will send a message to other asylum seekers that the UK is open for business – and I know there's plenty of other people who want to stay in the UK but need a better deal."

Labour MP Kate Green, chair of the Commons Home Affairs Committee, said: "This is a case which proves that the UK system is broken and needs to be fixed. The Labour government's refusal to take a hard look at the root of the problem should be a wake-up call for the government to finally take the tough measures needed to tackle the problem.

"It's a simple decision and it will have a devastating impact on vulnerable young people. The CPS is the only serious force taking action against child abuse, and the council's decision will mean hundreds of youngsters will live in fear that they will be the next victim of abuse, and their prospects of staying in the UK will be restricted."

The CPS is proposing to introduce more powers to prevent rape by a member of staff. It is also seeking a role for the police or the child sexual abuse taskforce to investigate.

But the case is likely to get some support in the shadow cabinet. A former MP for Dudley, Milly Dowler, said: "When you have the problem of children being raped in the UK, the answer is to put a stop to it. Asylum is a precious human right. The CPS needs to put a stop. It's not enough to just change the law, it needs to make it right."

In a separate development, the government said it has "conspired to undermine" the Home Office's contribution to supporting victims of child sex abuse. The Home Office said the Home Office would be reviewing its child protection and child protection strategy following a report from a joint inquiry by the Home Office and the CPS.

The CPS, which specialises in child protection, is also working on plans to support victims of sexual abuse in schools and prisons.</endofxtxt>"We all know that the first act of any democracy is to

-----

Figure 5: GPT2-xl example generation when pre-trained on OWT.

The study, published in the journal Health and Human Behavior, found that the women who were matched for the number of pregnancies after conception were under the age of 10.

"It is impossible to conclude that they are the cause of conception," she said.

The study was funded by the UNICEF, the International Development Bank and the US State Department.

The findings were published online this month in the journal Health and Human Behavior.

HAMA, an international health initiative, is a partnership between the World Health Organization and the Population Council.</endofxtxt>In a first for the project, scientists at the United States Department of Energy and the National Institute of Standards and Technology have worked together to develop a process for analyzing the electromagnetic fields of particles. According to the scientists, the electromagnetic field is created with a magnetic field. The scientists, however, do not know what the fields are, nor the positions of the particles in the magnetic field.

"It was extremely exciting to see how the electromagnetic fields of the world were built," said senior consultant Harold Calhoun. "We wanted to use this kind of information to understand how the world behaves in a way that would be meaningful to a small group of researchers."

Calhoun thought it was time to examine the electromagnetic fields of nearly every electron. He found that the magnetic fields of the electron are more intense than that of the atomic mass and are more energetic than those of the atomic mass. The physics of the magnetic field cause all electron spins to be locked away at the atomic positions of the two hemispheres of the electromagnetic field.

"The magnetic field allows us to understand the nature of the magnetic field," Calhoun said. "You can see the magnetic field in the nucleus [of a electron], but this is not an electron."

The researchers found that the magnetic field causes the electric energy to release by the electric charge. Because the charge of the electromagnetic field is located on the same scale as the electric charge of the spin of the electron, the electric field creates a magnetic field that behaves as a jolt to the electron. The researchers have been working to understand and understand the properties that make the magnetic field so powerful. The physicists, however, found that this wasn't the case.

"The magnetic field is not only the relationship between each electron and the electron," Calhoun said. "It is the relationship between the electron and the spin of its spin."

-----

Figure 6: CoFrGeNet-F example generation when pre-trained on OWT.

The court, however, found the case defies the law's prohibition that "the defendant made a false statement" and that "the defendant took an oath to the contrary, and has disclosed this information via the internet."

Weaver's attorneys, who had filed an appeal, have pointed out that the case is part of a big-time conspiracy.

The case has been heavily criticized for alleged national security concerns. In a 1998 Washington Post interview, a federal judge ruled that the case lacked credibility based on evidence and relied on circumstantial evidence.

"The United States' expert witness system is an embarrassment at this point," the judge wrote in the opinion. "It disregards the facts of the evidentiary evidence as well as the evidence that led to the exclusion of any evidence of the crime."

The appeals court found that, in part, the defendant's death sentence in the original case "was not a reliable indication of the facts."

"In this light,'s judgments, which are not necessarily true, may have a negative connotation," the judge wrote, "that the jury's decision did not have the potential to directly inform or inform a jury of their decision."

"The commission did not consider the 'reasonable doubt' that the defendant was innocent of killing, as he sought to believe, that he was unjustly accused of shooting the suspect, likely by a mistake of his own making," the court said. "Moreover, the court's judgment that the defendant was in fact guilty of deadly force and was no longer planning to kill anyone at the time of the shooting."

The full 12-page summary of the appellate court decision, which was subsequently enjoined, was based on a decision made by the court in June 2008 that said that the "reasonableness" requirement of the defendant's death sentence was met.

The court said that the man had a "serious" enough mental impairment to cause him serious injury to the life of the victim in the incident."

"The circumstances of the death have not been adequately explained to prosecutors and the jury," the judge said in a previous order. "In essence, the plaintiff was under the circumstances of deprivation that the allegations against him were determined by the jury and the jury."

Judge Posner ordered that the jury send to review each of the three cases in order to establish the truth of the defendant's criminal trial, which determines whether or not Mr.

Figure 7: CoFrGeNet-A example generation when pre-trained on OWT.





While in the midst of the chaos of the pandemic, Mike is beginning to gain a greater sense of control over the reality of his job. "When I was told I was going to have to be hospitalized, my Mike was confident that he would be able to work during the pandemic," Cannon continued. "And, in the end, he found himself in the hospital. I spoke to some people who are transitioning into being a nurse to be more flexible during this time. They are a lot more relaxed than I am now."

In most cases, there are some areas of the business where the stressors of being a nurse can prove challenging. Like many, there are also quirks in the nursing profession. For example, military personnel have their own business, they may be comfortable in a hospital setting, in a commercial setting, or they may have to work long hours to maintain an idea of their job. In some cases, the pressure of being in a military setting can lead to burnout. Because of the nature of work and the nature of the jobs, there are certain occupations where they are difficult to deal with. This is particularly true for nurses, who may be feeling a greater sense of helplessness. The most common effect that nurses experience in their careers is the stress that comes with the job. In the months and years that they are in that position, they experience their own stressors. For instance, a nursing career might be quite stressful, as it can be overwhelming to create a plan or manage it. Thus, it is also important to have a plan for the future of the nurse. This can be done in many different ways depending on the person, the person's situation, and the circumstances that impact them.

Figure 11: CoFrGeNet-A example generation when pre-trained on GneissWeb.

A lot of these companies have been part of the product development process for decades, and that's a really good reason to be able to give it a try. I'm particularly interested in the fact that the data is open and honest, no matter what the company, the CEO, or the company. And I've seen that there's lots of open source issues, and I'm sure there's a lot of people who do the same thing.

Microsoft's open source software development program is really made up of people who share the same set of licenses, and some who think that it is not worth researching what they're required to solve. Software development is an open source software company, because it's another method. We've all heard the same thing. Sometimes we get a lot of customers complaining about a particular product. We have to work on problems before they can actually address the issue. If they're applying a different company to a different product, they make their product a better product. So although FSA doesn't work, it's not a good idea to have a product. The product is a product. The second approach, the most common thing you have is the product. You have the product and the product. And finally, there usually is something that you could be doing is "I'm not doing it."

Figure 12: CoFrGeNet example generation when pre-trained on GneissWeb.

Table 8: Downstream task accuracies on GLUE benchmark after finetuning the pre-trained models. The first column is the pre-training dataset. Results are mean $\pm$ std with the best means bolded.

Data	Model	MNLI	QQP	QNLI	SST2	COLA	MRPC	RTE	WNLI
OWT	GPT2-xl (1.5B)	86.89 $\pm$ .15	88.93 $\pm$ .67	91.35 $\pm$ .34	93.56 $\pm$ .24	81.78 $\pm$ .38	79.83 $\pm$ .26	60.27 $\pm$ .22	58.28 $\pm$ .28
	CoFrGeNet-F (985M)	<b>87.26</b> $\pm$ .18	<b>89.95</b> $\pm$ .12	<b>91.89</b> $\pm$ .34	<b>94.16</b> $\pm$ .29	<b>82.59</b> $\pm$ .23	<b>80.21</b> $\pm$ .19	<b>61.35</b> $\pm$ .32	<b>58.30</b> $\pm$ .16
	CoFrGeNet-A (1.21B)	86.94 $\pm$ .12	89.31 $\pm$ .42	91.74 $\pm$ .31	93.83 $\pm$ .72	81.77 $\pm$ .25	79.89 $\pm$ .14	60.91 $\pm$ .92	58.28 $\pm$ .17
	CoFrGeNet (798M)	87.11 $\pm$ .09	89.36 $\pm$ .23	91.79 $\pm$ .25	93.91 $\pm$ .15	81.97 $\pm$ .14	79.93 $\pm$ .17	61.25 $\pm$ .46	58.29 $\pm$ .19
	Synthesizer-D (1.2B)	84.93 $\pm$ .34	86.82 $\pm$ .34	90.13 $\pm$ .51	91.34 $\pm$ .54	80.15 $\pm$ .72	77.95 $\pm$ .25	59.83 $\pm$ .35	58.28 $\pm$ .92
	Sparse Attn (1.21B)	85.27 $\pm$ .63	86.38 $\pm$ .33	90.93 $\pm$ .18	92.72 $\pm$ .21	80.76 $\pm$ .28	77.42 $\pm$ .41	59.36 $\pm$ .29	58.27 $\pm$ .25
GW	GPT2-xl (1.5B)	78.28 $\pm$ .82	86.83 $\pm$ .17	<b>82.93</b> $\pm$ .37	91.82 $\pm$ .22	74.18 $\pm$ .82	77.72 $\pm$ .93	60.19 $\pm$ .01	<b>58.33</b> $\pm$ .07
	CoFrGeNet-F (985M)	<b>79.62</b> $\pm$ .63	<b>87.26</b> $\pm$ .25	82.73 $\pm$ .53	<b>92.36</b> $\pm$ .45	<b>74.83</b> $\pm$ .56	<b>78.01</b> $\pm$ .34	<b>61.35</b> $\pm$ .08	<b>58.33</b> $\pm$ .04
	CoFrGeNet-A (1.21B)	78.42 $\pm$ .34	86.17 $\pm$ .46	82.51 $\pm$ .36	91.86 $\pm$ .36	74.15 $\pm$ .43	77.37 $\pm$ .83	60.85 $\pm$ .06	<b>58.33</b> $\pm$ .06
	CoFrGeNet (798M)	79.05 $\pm$ .37	86.98 $\pm$ .22	82.12 $\pm$ .28	92.13 $\pm$ .73	74.38 $\pm$ .74	77.95 $\pm$ .73	61.11 $\pm$ .04	<b>58.33</b> $\pm$ .02
	Synthesizer-D (1.2B)	77.56 $\pm$ .12	86.35 $\pm$ .61	80.38 $\pm$ .83	91.25 $\pm$ .71	73.27 $\pm$ .73	76.73 $\pm$ .27	59.26 $\pm$ .22	58.24 $\pm$ .97
	Sparse Attn (1.21B)	77.67 $\pm$ .38	86.41 $\pm$ .82	80.77 $\pm$ .16	91.16 $\pm$ .16	72.83 $\pm$ .26	76.62 $\pm$ .81	59.39 $\pm$ .38	58.28 $\pm$ .28

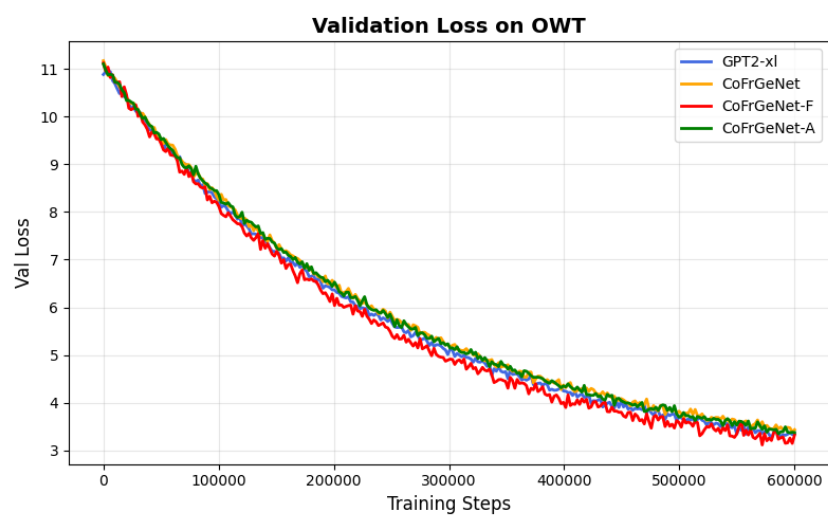


Figure 13: Validation loss of the different GPT2-xl variants on OWT as a function of training steps.