

TACLeR: Tailored Curriculum Reinforcement Learning for Efficient Reasoning

Huiyuan Lai¹ Malvina Nissim¹

Abstract

Large Language Models (LLMs) have shown remarkable performance on complex reasoning tasks, especially when equipped with long chain-of-thought (CoT) reasoning. However, eliciting long CoT typically requires large-scale reinforcement learning (RL) training, while often leading to overthinking with redundant intermediate steps. To improve learning and reasoning efficiency, while preserving or even enhancing performance, we propose **TACLeR**, a model-tailored curriculum reinforcement learning framework that gradually increases the complexity of the data based on the model’s proficiency in multi-stage RL training. TACLeR features two core components: (i) tailored curriculum learning that determines what knowledge the model lacks and needs to learn in progressive stages; (ii) a hybrid *Thinking/NoThinking* reasoning paradigm that balances accuracy and efficiency by enabling or disabling the *Thinking* mode. Our experiments show that TACLeR yields a twofold advantage in learning and reasoning: (i) it reduces computational cost, cutting training compute by over 50% compared to long thinking models and reducing inference token usage by over 42% relative to the base model; and (ii) it improves accuracy by over 9% on the base model, consistently outperforming state-of-the-art *NoThinking* and *Thinking* baselines across four math datasets with complex problems.¹

1. Introduction

Many recent developments in Large Language Models (LLMs) have focused on improving their ability to solve problems involving complex reasoning, which has long been

considered one of the most challenging tasks (Wei et al., 2022; Wang et al., 2023; Zhou et al., 2023; Yue et al., 2024). Particularly, DeepSeek-R1 (Guo et al., 2025) and OpenAI’s o1 (OpenAI, 2025) show that long chain-of-thought (CoT, Wei et al., 2022) sequences can be used to boost reasoning capabilities through large-scale reinforcement learning (RL), playing a crucial role in solving complex problems. The long CoT responses often contain a thinking process with reflection, backtracking, and self-validation, which helps to form the solution and arrive at the final answer. This test-time scaling paradigm (Wu et al., 2024; Muenighoff et al., 2025), enhances reasoning abilities at the cost of significantly increased token usage. Consequently, this introduces two major bottlenecks: (i) training models with reinforcement learning over large contexts demands substantial computational resources, e.g., a small model with 1.5 billion parameters requires 70,000 A100 GPU hours (Luo et al., 2025b); and (ii) so-called “overthinking” can occur during response generation, leading to redundant reasoning steps and an even heavier computational cost (Chen et al., 2025c; Luo et al., 2025a; Arora & Zanette, 2025).

To improve training efficiency, recent studies have proposed approaches such as the iterative lengthening scheme (Luo et al., 2025b) and curriculum learning (Song et al., 2025). Regarding overthinking, recent works explore efficient reasoning by reducing token usage in the thinking process, applying techniques such as length-based rewards (Arora & Zanette, 2025; Shen et al., 2025), thinking pruning (Luo et al., 2025a), and training models with adaptive thinking (Zhang et al., 2025; Tu et al., 2025). Nevertheless, these approaches often entail substantial additional training while only achieving limited reductions in response length, or may even degrade overall performance. Furthermore, models that rely on adaptive reasoning strategies tend to constrain users’ options since in some scenarios users might prefer to access long thinking traces even for relatively simple tasks, for purposes such as interpretability, verification, and education. We argue that a more effective paradigm should enable the coexistence of *Thinking* and *NoThinking* modes, balancing computational efficiency and model performance while providing flexible user control.

To this end, we propose TACLeR, a tailored curriculum

¹Center for Language and Cognition (CLCG), University of Groningen, The Netherlands. Correspondence to: Malvina Nissim <m.nissim@rug.nl>.

Preprint. January 30, 2026.

¹Code and model are available at <https://github.com/laihuiyuan/taceler>.

reinforcement learning framework, aimed at improving both learning and reasoning efficiency. First, unlike conventional curriculum learning that treats difficulty as a standardised concept, TACler adapts the learning process to the model’s evolving proficiency. Specifically, we gradually increase the complexity of the data based on the model’s solution quality, enabling efficient learning of challenging tasks that are difficult to learn from scratch. Second, we adopt a hybrid *Thinking/NoThinking* reasoning paradigm to balance model accuracy and efficiency. Our approach allows switching between concise reasoning for higher efficiency and long thinking reasoning for improved accuracy, thus reducing unnecessary computation at the user’s discretion.

We demonstrate that TACler reduces the required training compute by over 50% compared to other long thinking models such as DeepScaleR-1.5B-Preview (Luo et al., 2025b). Particularly, our extensive experimental results on four mathematical reasoning benchmarks (MATH 500, AMC, AIME 2024 and AIME 2025) show that TACler achieves the best performance compared to various *NoThinking* and *Thinking* baselines, while significantly reducing the average number of token usage by over 42%, thereby effectively mitigating the overthinking problem.

In summary, the key contributions of our paper are as follows: (1) we introduce tailored curriculum learning, which determines what knowledge the model specifically lacks and needs to learn in progressive stages; (2) we incorporate both *Thinking* and *NoThinking* modes, showing that this can effectively balance reasoning accuracy and efficiency; (3) we propose TACler, a novel RL-based framework that enables language models to learn more efficiently through tailored curriculum learning and to reason effectively via hybrid reasoning modes; and (4) we report extensive experiments and analysis to validate the efficiency of TACler on both learning and reasoning.

2. Preliminaries: Learning and Reasoning Efficiency

The computational burden of training language models is often enormous, especially for tasks involving long thinking reasoning that require large context windows. For instance, Luo et al. (2025b) indicates that replicating DeepSeek-R1 experiments with $\geq 32K$ context and ~ 8000 training steps would take at least 70,000 A100 GPU hours, even for a small model with 1.5B parameters. To mitigate this problem, Luo et al. (2025b) introduce an iterative lengthening scheme, which progressively increases the context length from 8K to 24K, thereby guiding the model to utilise the context more efficiently. However, as shown in Figure 1, more than 40% of the responses generated in the first training stage are still truncated, revealing a substantial inefficiency in the training process. Although Song et al. (2025) propose

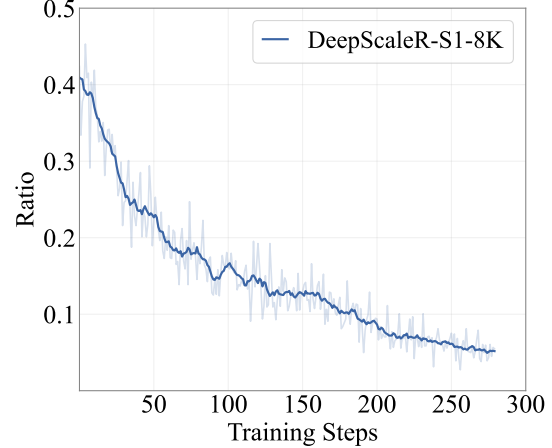


Figure 1. Response clipping ratio in the first training stage of DeepScaleR-1.5B-Preview.

a curriculum learning framework that gradually increases the context length based on input length with the aim of facilitating progressive learning from easy to hard, almost 35% of responses remain truncated in the first stage. The primary reason is that this is an arbitrary method for curriculum learning that does not take into account the model’s mastery of specific problems.

Regarding reasoning efficiency, Figure 2 presents the comparison of DeepSeek-R1 and DeepScaleR in the *NoThinking* mode (see Sec. 3.2 for details), where the latter is trained based on the former to enhance the long CoT reasoning capability in the *Thinking* mode. Interestingly, DeepScaleR in the *NoThinking* mode exhibits consistent performance gains across questions of varying difficulty, accompanied by shorter responses. This shows that *Thinking* and *NoThinking* modes can coexist in the model and can be enhanced through RL training. Based on the above observation, a natural question arises: Can LLMs learn efficiently through a better curriculum learning strategy while leveraging a hybrid mode for efficient reasoning? In this work, we introduce TACler, a novel RL-based framework that targets math reasoning tasks, which we detail in the next section.

3. Methodology

Figure 3 gives an overview of TACler and its three components: (1) performance evaluation and curriculum schedule; (2) hybrid reasoning mode; and (3) RL training. Measuring performance is needed to create the curriculum schedule, with the goal of identifying the model’s knowledge gap and enabling efficient learning across progressive RL stages. The hybrid reasoning mode, consisting of *Thinking* and *NoThinking*, achieves more efficient reasoning by balancing performance and computational cost during inference.

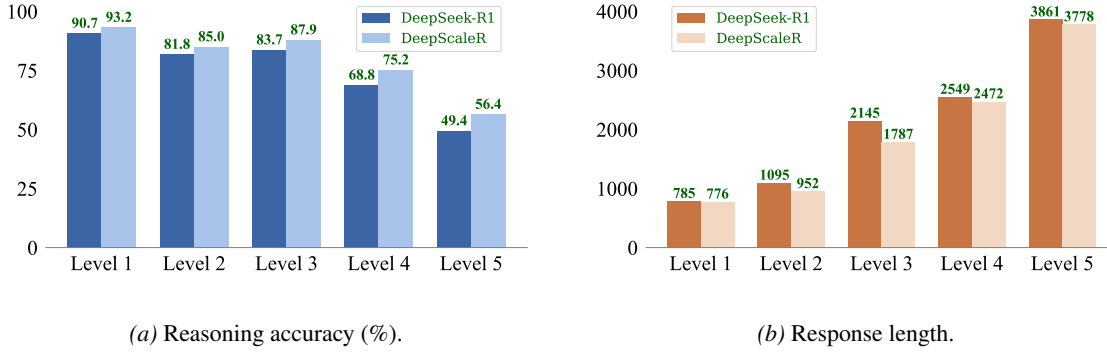


Figure 2. Comparison of DeepSeek-R1-Distill-Qwen-1.5B and DeepScaleR-1.5B-Preview using *NoThinking* mode across different difficulty levels of MATH500 dataset.

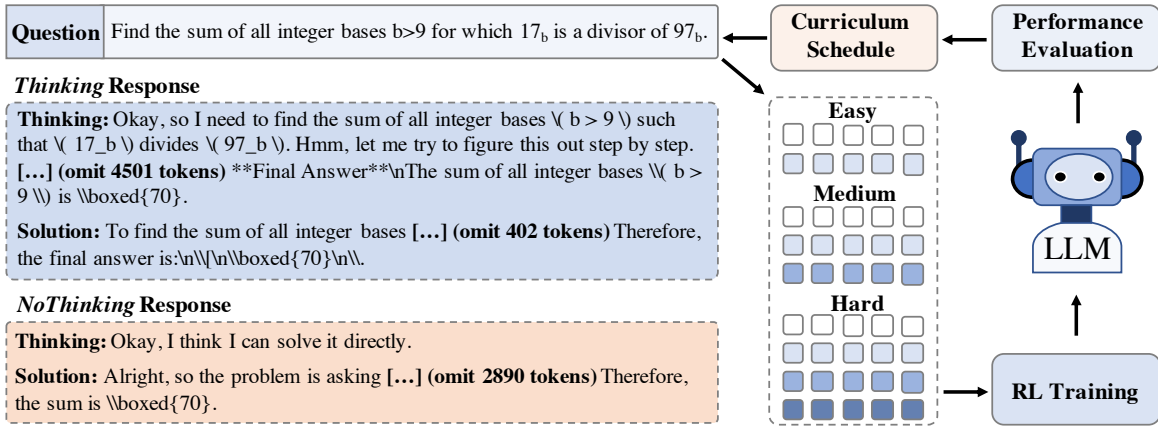


Figure 3. Overview of TACLER, our tailored curriculum reinforcement learning framework.

3.1. Tailored Curriculum Learning

As shown in Section 2, the imbalanced data distribution poses a significant challenge: during early training, a substantial portion of samples are overly difficult. The resulting truncation not only leads to wasted computation but also hinders effective learning, thus substantially reducing training efficiency. To address this issue, we employ curriculum learning (Bengio et al., 2009), which gradually increases the data complexity throughout the learning process.

Our method leverages the notion of training data difficulty, where difficulty is defined by the model’s ability to solve the corresponding problems. We perform inference for all training data with greedy decoding and a context size of 8k, and categorise instances based on the responses and answers: (1) instances with the correct final answer; (2) instances with a full reasoning process within the maximum length but an incorrect final answer; and (3) instances where the model fails to generate a full solution within the maximum length. Based on these results, we can quantify problem-specific difficulty in terms of the model’s proficiency. In turn, this enables us to organise training samples according

to a tailored curriculum learning strategy, thereby allowing each model to tackle problems progressively from those it finds easier to solve to the harder ones.

During training, we merge samples from the first and second groups in the above inference results, ensuring that the training data is neither dominated by overly difficult nor overly simple problems, to implement a combined *review and learning* paradigm. This strategy enables the model to reinforce previously acquired knowledge while learning new skills, thus mitigating forgetting and enhancing overall learning efficiency. This entire process—inference, difficulty categorisation, curriculum learning—is repeated twice in our framework.² In the third stage, we train on the full dataset using the model updated through the first two iterations to consolidate the learning results.

3.2. Hybrid Reasoning Mode

Based on our preliminary findings in Section 2, we adopt a hybrid reasoning mode that integrates both *Thinking* and

²See Appendix A.1 for details on computational cost.

NoThinking. Generally, many existing reasoning models, such as DeepSeek-R1, adopt the response structure that consists of a long thinking process marked by `<thinking>` and `</thinking>`, followed by the final solution. Our hybrid reasoning mode is defined as follows.

Thinking This refers to the default structure for querying language models, in which the model is prompted to generate the detailed thinking process within given special markers. Based on this, the model then derives a solution and generates a final answer presented as its final prediction. This approach encourages the model to reflect, backtrack, and self-verify during the reasoning process.

NoThinking This is a concise response structure that includes the final solution and answer without the detailed thinking process within special markers. Instead of using the prompt “Okay, I think I have finished thinking” to induce the model to state that it has completed its reasoning (Ma et al., 2025), we explicitly prompt the model to solve the problem without thinking: `<thinking> Okay, I think I can solve it directly. </thinking>`.

We train TACLeR in the hybrid reasoning mode across all three stages, arguing that the two modes can be mutually beneficial. Specifically, a model trained solely in the *NoThinking* mode may compensate for missing explicit thinking by expanding its reasoning steps, reducing the risk of producing incorrect answers. In other words, *NoThinking* does not simply mean “short” (see Sec. 4.3.) In contrast, when trained jointly with the *Thinking* mode, the model can leverage a compression effect, where improved reasoning ability is distilled into shorter responses. This integration has the potential to yield concise responses without sacrificing accuracy; in fact, it may even improve it.

3.3. Training with GRPO

To train our model, we adopt the Group Relative Policy Optimisation (GRPO, Shao et al., 2024) along with several improvements recently proposed by the research community. For each problem q , the algorithm samples a group of responses $\{o_1, o_2, \dots, o_G\}$ from the old policy π_{old} , and updates the policy π_θ by maximising the following objective:

$$\mathcal{J}_{GRPO}(\theta) = \mathbb{E}_{q \sim \mathcal{D}, \{o_i\}_{i=1}^G \sim \pi_{\theta_{old}}(\cdot | q)} (1) \\ \frac{1}{G} \sum_{i=1}^G \min \left(\frac{\pi_\theta(o_i | q)}{\pi_{\theta_{old}}(o_i | q)} A_i, \right. \\ \left. \text{clip} \left(\frac{\pi_\theta(o_i | q)}{\pi_{\theta_{old}}(o_i | q)}, 1 - \epsilon_{low}, 1 + \epsilon_{high} \right) A_i \right)$$

where ϵ_{low} and ϵ_{high} are hyperparameters for the clipping range of the importance sampling ratio. A_i is the advantage,

calculated by the rewards $\{r_1, r_2, \dots, r_G\}$ of responses in the same group:

$$A_i = \frac{r_i - \text{mean}(\{r_i\}_{i=1}^G)}{\text{std}(\{r_i\}_{i=1}^G)} \quad (2)$$

Following prior work (Guo et al., 2025), we employ a rule-based reward scheme, assigning a binary reward of 1 to correct final answers and 0 otherwise. We incorporate several enhancements from recent research into original GRPO, including (1) removing the KL loss to effectively unlock the full potential of the policy model without affecting training stability (Hu et al., 2025); and (2) increasing the upper clip bounds ϵ_{high} in Eq. 1 while fixing the lower clip bounds ϵ_{low} to mitigate the entropy convergence problem and encourage the policy to explore diverse solutions (Yu et al., 2025).

4. Experiments

4.1. Experimental Setup

Model and Dataset We select DeepSeek-R1-Distill-Qwen-1.5B (R1-Qwen, Guo et al., 2025) as our backbone, given its proven strong performance on mathematical tasks. For training data, we use DeepScaleR-Dataset (Luo et al., 2025b), containing around 40k math problems from various competitions such as AIME 1983-2023. The evaluation is performed on four challenging math benchmarks: MATH500 (Lightman et al., 2024), AMC, AIME 2024, and AIME 2025, which are widely adopted for assessing LLM reasoning (Guo et al., 2025; OpenAI, 2025).³

Baselines We compare TACLeR with several state-of-the-art 1.5B baselines trained for long CoT reasoning: (1) **STILL-3** (Chen et al., 2025d), (2) **DeepScaleR** (Luo et al., 2025b), and (3) **FastCuRL** (Song et al., 2025). We also compare our model with state-of-the-art 1.5B baselines on efficient math reasoning: (1) **OverThink** (Chen et al., 2025c), (2) **DAST** (Shen et al., 2025), (3) **O1-Pruner** (Luo et al., 2025a), (4) **TLMRE**, (5) **ModelMerging** (Wu et al., 2025), (6) **AdaptThink** (Zhang et al., 2025), and (7) **AutoThink** (Tu et al., 2025). All models use the DeepScaleR dataset, where methods (1)-(5) are reproduced by Zhang et al. (2025), thereby providing a fair comparison.⁴

4.2. Main Results

Reasoning Accuracy and Efficiency in Thinking Mode Table 1 compares TACLeR in *Thinking* mode against several long thinking models. Across four datasets, TACLeR achieves the highest accuracy on three of them, and performs slightly lower than DeepScaleR but higher than other

³See Appendix A.1 for more details on training and evaluation.

⁴See Appendix A.2 for more details on baselines.

Table 1. Comparison of model performance (accuracy and response length) in the long thinking mode across four mathematical reasoning datasets. Note that bold numbers indicate the best result for each dataset among different models.

	MATH500		AIME 2024		AMC		AIME 2025		Average	
	ACC	Length ↓	ACC	Length ↓	ACC	Length ↓	ACC	Length ↓	ΔACC	ΔLength ↓
R1-Qwen _{Thinking}	81.2	4856	27.7	12306	60.8	8754	21.5	12182	-	-
STILL-3	83.6	3797	30.4	10605	66.3	7091	24.4	10415	+3.4	-17.3%
DeepScaleR	87.8	3030	40.4	8565	73.8	5616	31.3	8239	+10.5	-34.1%
FastCuRL	87.8	3894	39.8	10091	73.9	6756	27.9	9723	+9.6	-20.2%
TACLeR _{Thinking}	88.4	3010	42.1	6868	74.6	4871	30.8	6807	+11.2	-42.7%

Table 2. Comparison of model performance in the efficient thinking mode across four mathematical reasoning benchmarks. For MATH500 and AIME 2024, results for all baselines except AutoThink are taken from Zhang et al. (2025). Bold numbers indicate the best result for each dataset among the different models.

	MATH500		AIME 2024		Average	
	ACC	Length	ACC	Length	ΔACC	ΔLength
R1-Qwen _{Thinking}	81.2	4856	27.7	12306	-	-
R1-Qwen _{NoThinking}	67.8	1069	14.8	4689	-13.2	-69.9%
OverThink	81.2	4131	28.3	11269	+0.3	-11.7%
DAST	83.0	2428	26.9	7745	+0.5	-43.5%
O1-Pruner	82.2	3212	28.9	10361	+1.1	-24.8%
TLMRE	85.0	3007	29.2	8982	+2.6	-32.5%
ModelMerging	63.0	2723	18.1	10337	-13.9	-30.0%
AdaptThink	86.0	2511	34.8	9279	+5.9	-36.4%
AutoThink	83.8	2128	31.7	8167	+3.3	-44.9%
TACLeR _{NoThinking}	88.2	2532	39.6	6056	+9.5	-49.3%

	AMC		AIME 2025		Average	
	ACC	Length ↓	ACC	Length ↓	ΔACC	ΔLength ↓
R1-Qwen _{Thinking}	60.8	8754	21.5	12182	-	-
R1-Qwen _{NoThinking}	48.6	2264	13.3	4062	-10.2	-70.4%
AdaptThink	67.4	5489	25.6	9117	+5.4	-31.2%
AutoThink	66.7	4596	23.8	7647	+4.1	-42.4%
TACLeR _{NoThinking}	72.7	4312	27.9	5710	+9.2	-51.9%

models on AIME 2025. Overall, it achieves the **highest average accuracy**, with an average +11.2% improvement over the base model R1-Qwen. In addition, **TACLeR reduces reasoning length by 42.7%, substantially outperforming all baselines** (e.g., -34.1% for DeepScaleR and -20.2% for FastCuRL), suggesting that the hybrid mode can leverage the compression effect to refine reasoning into concise responses. These results highlight that **TACLeR in Thinking mode provides a more effective balance between reasoning accuracy and response length than existing methods.**

Reasoning Accuracy and Efficiency in Saving Mode Table 2 compares TACLeR in *NoThinking* mode with recent efficient reasoning approaches. The first observation is that TACLeR consistently achieves the best overall performance, with the only exception being response length on the MATH500 dataset. Specifically, R1-Qwen initially performs poorly in *NoThinking* mode, and during training, it tends to compensate for the lack of explicit reasoning by

slightly increasing its token usage. After training, TACLeR in *NoThinking* mode substantially outperforms R1-Qwen in *Thinking* mode, achieving over 9% higher accuracy while using roughly half the tokens (49.3% and 51.9%).⁵ In comparison, efficient reasoning baselines such as AutoThink improve efficiency by reducing token usage, but offer smaller accuracy gains; ModelMerging even suffers from substantial performance degradation. **On average, across the four datasets, TACLeR achieves higher reasoning accuracy and generates shorter responses.**

4.3. Analysis and Discussion

Hybrid Mode Yields Concise Reasoning We train a model in the first stage using only *NoThinking* mode and compare it with TACLeR trained in the same stage, as shown in Table 3. TACLeR achieves the highest accuracy in the *Thinking* mode, while generating the shortest responses in the *NoThinking* mode. In contrast, Pure-*NoThinking* achieves higher accuracy than TACLeR in the *NoThinking* mode but produces substantially longer responses, failing to support concise reasoning. These results show that the hybrid reasoning mode allows the model to benefit from both strategies, making reasoning under *NoThinking* more concise with no heavy loss in performance.

Curriculum Learning Yields More Efficient and Accurate Reasoning We compare TACLeR with Direct-Train, a model which is trained directly using all of the data at once rather than staggered based on difficulty, with all other settings staying the same (Table 4). While Direct-Train tends to generate shorter responses than TACLeR under the *NoThinking* mode, the trend is reversed in *Thinking* mode, with TACLeR producing more concise outputs compared to Direct-Train. Moreover, **TACLeR consistently achieves a better performance across both modes in comparison to the model trained without staggered data**, showing an effective balance between conciseness and accuracy.

Theoretical Performance Ceiling We introduce an “oracle union” as a reference to estimate the theoretical performance ceiling of our hybrid reasoning paradigm, which

⁵See appendix A.3 for example responses.

Table 3. Comparison of models trained with hybrid reasoning (*NoThinking* + *Thinking*) versus pure *NoThinking* training after 280 steps of first-stage training. Bold numbers indicate the best result for each dataset among different models.

	MATH500		AIME 2024		AMC		AIME 2025		Average	
	ACC	Length ↓	ACC	Length ↓	ACC	Length ↓	ACC	Length ↓	ΔACC	ΔLength ↓
R1-Qwen _{Thinking}	81.2	4856	27.7	12306	60.8	8754	21.5	12182	-	-
Pure-NoThinking	84.0	2325	32.1	8380	65.1	5223	24.8	8220	+3.7	-39.2%
TACLeR _{NoThinking}	82.0	1472	25.6	5882	62.1	3479	22.5	5455	+0.3	-59.3%
TACLeR _{Thinking}	84.8	3287	30.0	9168	68.2	5875	25.2	8873	+4.3	-29.5%

Table 4. Comparison of curriculum learning and direct training (training from the beginning with all data at once). Bold numbers indicate the best result for each dataset among different models.

	MATH500		AIME 2024		AMC		AIME 2025		Average	
	ACC	Length ↓	ACC	Length ↓	ACC	Length ↓	ACC	Length ↓	ΔACC	ΔLength ↓
R1-Qwen _{Thinking}	81.2	4856	27.7	12306	60.8	8754	21.5	12182	-	-
<i>NoThinking</i> Mode										
Direct-Train	87.8	2217	38.1	5974	72.1	4093	26.9	5550	+8.4	-53.4%
TACLeR	88.2	2532	39.6	6056	72.7	4312	27.9	5710	+9.3	-50.6%
<i>Thinking</i> Mode										
Direct-Train	88.0	2962	37.5	7085	73.0	4920	27.5	6736	+8.7	-42.5%
TACLeR	88.4	3010	42.1	6868	74.6	4871	30.8	6807	+11.2	-42.7%

Table 5. Comparison of TACLeR to the Oracle Union of two reasoning modes. Avg. denotes the average ratio of TACLeR’s accuracy to the Oracle Union accuracy across all four datasets.

	MATH500	AIME2024	AMC	AIME2024	Avg.
Upper Bound	91.4	52.1	80.8	33.8	-
<i>NoThinking</i>	88.2	39.6	72.7	27.9	86.3
<i>Thinking</i>	88.4	42.1	74.6	30.8	90.2

selects the correct prediction from either of the two reasoning modes (*Thinking/NoThinking*). As shown in Table 5, this oracle union (Upper Bound) represents the best achievable accuracy if we could perfectly combine the strengths of both modes. Across four datasets, TACLeR achieves over 86% of this upper bound on average.

TACLeR’s Performance at Different Stages Figure 4 shows reasoning accuracy and response length of TACLeR across different training stages for two difficulty levels in MATH500 (the original 5 levels are merged into levels 1–3 and levels 4–5). For reasoning accuracy, we observe a consistent upward trend across the three training stages (see Sec. 3.1.) The largest improvement occurs in the first stage, with higher gains in the *NoThinking* mode. Notably, in the third stage TACLeR in *Thinking* mode obtains higher scores on easier problems. We hypothesise that some questions categorised as “easy” by humans may actually be more challenging for the model, and can be successfully solved after the model’s capabilities are substantially enhanced through curriculum learning (see examples in Appendix A.3.) When looking at response length, TACLeR shows a different trend for *NoThinking* and *Thinking* modes: in the former the length of responses gradually increases with training, while in the

Table 6. Training configuration comparison.

Stage	Context	Batch Size	Step	Rollout
DeepScaleR-1.5B-Preview				
Stage 1	8K	128	1040	8
Stage 2	16K	128	500	16
Stage 3	24K	128	210	16
FastCuRL-1.5B-Preview				
Stage 1	8K	128	160	8
Stage 2	16K	64	590	8
Stage 3	24K	64	230	8
Stage 4	16K	64	580	16
TACLeR				
Stage 1	8K	128	280	8
Stage 2	8K	128	350	8
Stage 3	8K	128	1250	8

latter it gradually decreases. This is consistent with our hypothesis: *NoThinking* mode tends to compensate for the lack of explicit reasoning by slightly increasing its token usage, while *Thinking* mode leverages the compression effect to refine reasoning into concise responses.

Computation Cost and Learning Efficiency Table 6 summarises the training configurations for different long thinking models to compare their computational requirements. Specifically, DeepScaleR uses progressively increasing context lengths from 8K to 24K and rollout numbers from 8 to 24 in three training stages, while FastCuRL employs a similar strategy with an additional stage. In our settings, TACLeR maintains a consistent context length of 8K and rollout of 8 across all three stages. Regarding computational cost, Luo et al. (2025b) indicate that doubling the

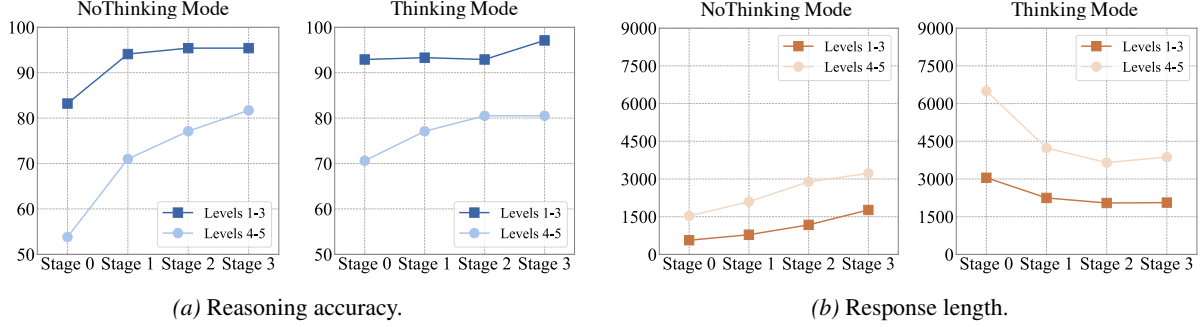


Figure 4. Comparison of different training stages on different difficulty levels of MATH500. Note that state 0 represents the base model.

Table 7. Data complexity statistics for three training stages, as assessed by R1-Qwen (G1: instances with correct answers; G2: instances with complete responses but incorrect answers; G3: instances with incomplete responses, see Section 3.1.)

	G1 (%)	G2 (%)	G3 (%)	Total (#)
Stage 1	78.1	21.9	0	18110
Stage 2	51.1	14.3	34.6	27692
Stage 3	35.1	9.8	55.1	40315

context window size increases training computation by at least 2 times. At the same time, in our experiments we find that doubling the number of rollouts will roughly increase the computation by about 1 time, indicating that TACler reduces the required training compute by over 50% compared to the baseline models. To validate learning efficiency, in Figure 5 we present the response length, clip ratio, and reward for TACler and Direct-Train in the first training stage (280 steps), and compare them with DeepScaleR-1.5B-Preview. Compared to the other two models, TACler generates the shortest responses, indicating faster and more efficient reasoning. This results in a lower response clipping rate, leading to more efficient training. Furthermore, TACler has a higher reward during training. These observations highlight TACler’s efficient learning abilities.

Data Complexity in Curriculum Learning The model resulting after each training stage is used to curate the difficulty-based dataset to be used in the next stage(s) of tailored curriculum learning. Table 7 summarises the data composition across the three iterative stages, each consisting of three sets of data of varying difficulty, based on the results of the model R1-Qwen. As training progresses, the proportion of harder data increases from 0% in the first stage to 34.6% in the second stage and 55.1% in the third stage, while the proportion of easier data decreases accordingly.

Contrasting Response Lengths in Correct and Incorrect Reasoning Figure 6 presents the average response length for correct and incorrect answers at the problem level in two reasoning modes. Regarding answer correctness, we find

that in both reasoning modes, correct responses are shorter than incorrect ones, as the latter often contain more verbose or repetitive content, an observation consistent with previous work (Song et al., 2025). When comparing the responses between the two reasoning modes, correct answers in the *NoThinking* mode tend to have shorter responses than those in the *Thinking* mode, whereas incorrect answers show no clear length trend between the two modes.

5. Related Work

Curriculum Learning for LLM Reasoning There are two main paradigms of curriculum learning: data-level, which gradually increases the complexity of training samples (Bengio et al., 2009), and model-level, which progressively increases the modelling capacity of the neural network by adding or activating more neural units as training proceeds. (Karras et al., 2018; Morerio et al., 2017). Recently, curriculum learning has been adopted in LLM reasoning through two main strategies: (i) progressively scheduling training data from easy to hard using criteria such as input length (Song et al., 2025), human annotation (Parashar et al., 2025), and model assessments (Parashar et al., 2025; Ji et al., 2025); and (ii) designing curriculum rewards for RL training (Chen et al., 2025b). In this work, A **key innovation** of our work relative to previous work is the introduction of a **model-tailored curriculum learning** framework which does not take an absolute concept of difficulty. Rather, **it determines what knowledge a model lacks and needs to learn in progressive stages, thereby facilitating more efficient and effective training.**⁶

Reinforcement Learning for LLM Reasoning Language models have shown impressive abilities in addressing complex reasoning tasks, leveraging CoT reasoning (Wei et al., 2022), reasoning consistency (Wang et al., 2023; Zhou et al., 2024; Lai et al., 2025) and multilingual reasoning (Shi et al.,

⁶A direct comparison with the models proposed in (Parashar et al., 2025; Ji et al., 2025; Chen et al., 2025b) is not possible due to the lack of publicly available checkpoints; therefore, these models are not included in Tables 1 and 2.

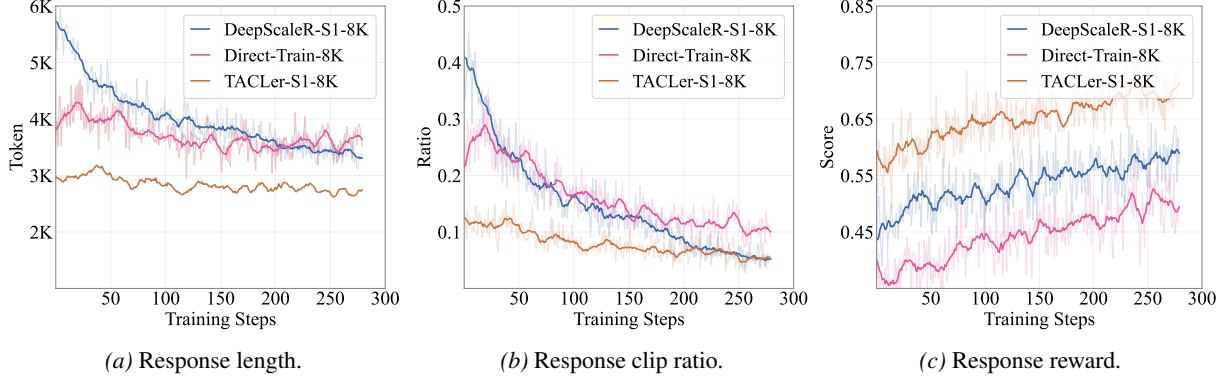


Figure 5. Comparison of TACLeR, Direct-Train, and DeepScaleR-1.5B-Preview in terms of response clip ratio, length, and reward during the first training stage.

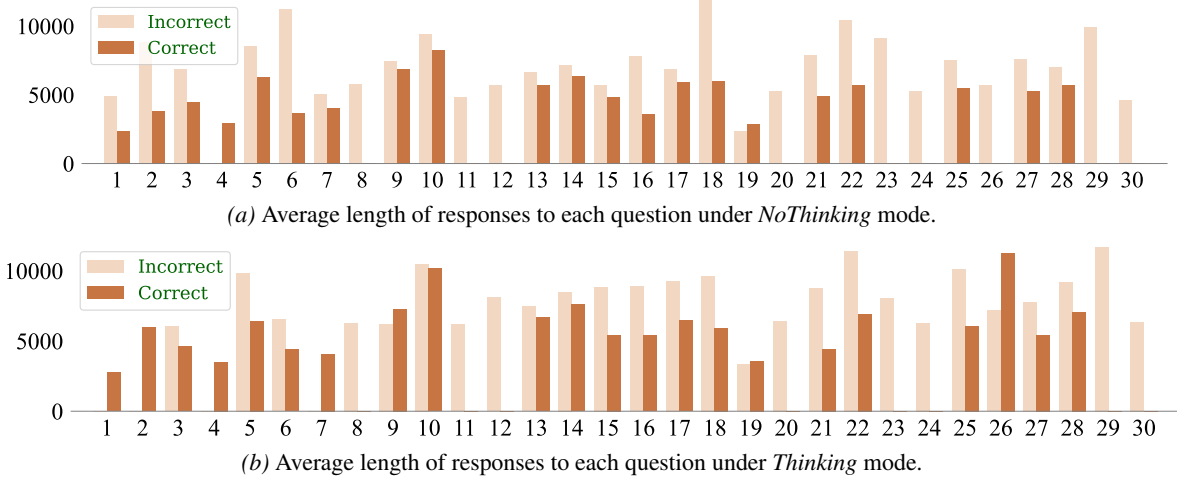


Figure 6. Comparison of average response length between correct and incorrect answers. For each problem, we generate 16 responses and compute the average length separately for correct and incorrect responses; when all responses are of one type (correct or incorrect), the average length for the opposite type is set to 0.

2023; Lai & Nissim, 2024; Chai et al., 2025). To further enhance reasoning capabilities, RL has emerged as an effective paradigm for training LLMs. Recent works such as OpenAI o1 (OpenAI, 2025) and DeepSeek R1 (Guo et al., 2025) show that large-scale RL training can effectively elicit long CoT, leading to substantial gains on challenging mathematical reasoning and coding benchmarks. Long CoT reasoning involves a detailed iterative exploration and reflection process that is performed within a given problem space by test-time scaling (Chen et al., 2025a). However, excessively long CoT might induce “overthinking”, resulting in overly verbose reasoning and increased computational overhead (Sui et al., 2025). To address this problem, a line of work has emerged on efficient reasoning strategies, such as adaptive thinking (Zhang et al., 2025; Tu et al., 2025), length-based rewards (Arora & Zanette, 2025; Shen et al., 2025), and disabling the thinking process (Ma et al., 2025). In this work, we propose a model-tailored curriculum reinforcement learning framework, showing that the coexistence of

Thinking and *NoThinking* modes can be mutually beneficial.

6. Conclusion

TACLeR is a **novel model-tailored curriculum reinforcement learning framework for efficient reasoning**. Leveraging staggered training based on progressive data complexity, TACLeR enables the language model to learn more efficiently and also effectively. Moreover, by adopting a hybrid reasoning mode, TACLeR shows an effective balance of accuracy and efficiency. Our experiments on the math reasoning task with four benchmarks show that **TACLeR reduces training compute by over 50% and inference token usage by over 42% while improving accuracy by over 9%**. A future direction is to further extend our framework to other reasoning tasks or even to general-purpose scenarios. A clear limitation of our method, however, is the additional compute required during inference at each iteration, though the overhead remains relatively small.

Impact Statement

This work investigates the learning and reasoning efficiency of language models on complex problem-solving tasks. By introducing a model-tailored curriculum reinforcement learning framework with a hybrid *Thinking/NoThinking* paradigm, our approach substantially reduces computational costs while improving reasoning efficiency and accuracy. This makes advanced reasoning models more accessible to people with limited resources, and supports more sustainable AI development. Beyond mathematical reasoning, our framework is potentially applicable to a wide range of domains that require multi-step reasoning. We emphasise the ethical and responsible use of our methods, aiming to lay a solid foundation for robust reasoning models and to contribute to the advancement of secure and reliable AI systems.

References

- Arora, D. and Zanette, A. Training language models to reason efficiently. *arXiv preprint arXiv:2502.04463*, 2025. URL <https://arxiv.org/abs/2502.04463>.
- Bengio, Y., Louradour, J., Collobert, R., and Weston, J. Curriculum learning. In *Proceedings of the 26th Annual International Conference on Machine Learning*, pp. 41–48, 2009. URL <https://doi.org/10.1145/1553374.1553380>.
- Chai, L., Yang, J., Sun, T., Guo, H., Liu, J., Wang, B., Liang, X., Bai, J., Li, T., Peng, Q., and Li, Z. xcot: cross-lingual instruction timing for cross-lingual chain-of-thought reasoning. In *Proceedings of the Thirty-Ninth AAAI Conference on Artificial Intelligence and Thirty-Seventh Conference on Innovative Applications of Artificial Intelligence and Fifteenth Symposium on Educational Advances in Artificial Intelligence*, 2025. URL <https://doi.org/10.1609/aaai.v39i22.34524>.
- Chen, Q., Qin, L., Liu, J., Peng, D., Guan, J., Wang, P., Hu, M., Zhou, Y., Gao, T., and Che, W. Towards reasoning era: A survey of long chain-of-thought for reasoning large language models. *arXiv preprint arXiv:2503.09567*, 2025a. URL <https://arxiv.org/abs/2503.09567>.
- Chen, X., Lu, J., Kim, M., Zhang, D., Tang, J., Piché, A., Gontier, N., Bengio, Y., and Kamaloo, E. Self-evolving curriculum for llm reasoning. *arXiv preprint arXiv:2505.14970*, 2025b. URL <https://arxiv.org/abs/2505.14970>.
- Chen, X., Xu, J., Liang, T., He, Z., Pang, J., Yu, D., Song, L., Liu, Q., Zhou, M., Zhang, Z., Wang, R., Tu, Z., Mi, H., and Yu, D. Do NOT think that much for $2+3=?$ on the overthinking of long reasoning models. In *Forty-second International Conference on Machine Learning*, 2025c. URL <https://openreview.net/forum?id=MSbU3L7V00>.
- Chen, Z., Min, Y., Zhang, B., Chen, J., Jiang, J., Cheng, D., Zhao, W. X., Liu, Z., Miao, X., Lu, Y., Fang, L., Wang, Z., and Wen, J.-R. An empirical study on eliciting and improving rl-like reasoning models. *arXiv preprint arXiv:2503.04548*, 2025d. URL <https://arxiv.org/pdf/2503.04548>.
- Guo, D., Yang, D., Zhang, H., and et al. Deepseek-rl incentivizes reasoning in llms through reinforcement learning. *Nature*, pp. 633–638, 2025. URL <https://doi.org/10.1038/s41586-025-09422-z>.
- Hu, J., Zhang, Y., Han, Q., Jiang, D., Zhang, X., and Shum, H.-Y. Open-reasoner-zero: An open source approach to scaling up reinforcement learning on the base model. *arXiv preprint arXiv:2503.24290*, 2025. URL <https://arxiv.org/abs/2503.24290>.
- Ji, Y., Zhao, S., Tian, X., Wang, H., Chen, S., Peng, Y., Zhao, H., and Li, X. How difficulty-aware staged reinforcement learning enhances llms’ reasoning capabilities: A preliminary experimental study. *arXiv preprint arXiv:2504.00829*, 2025. URL <https://arxiv.org/abs/2504.00829>.
- Karras, T., Aila, T., Laine, S., and Lehtinen, J. Progressive growing of GANs for improved quality, stability, and variation. In *International Conference on Learning Representations*, 2018. URL <https://openreview.net/forum?id=Hk99zCeAb>.
- Kwon, W., Li, Z., Zhuang, S., Sheng, Y., Zheng, L., Yu, C. H., Gonzalez, J., Zhang, H., and Stoica, I. Efficient memory management for large language model serving with pagedattention. In *Proceedings of the 29th Symposium on Operating Systems Principles*, pp. 611–626, 2023. URL <https://doi.org/10.1145/3600006.3613165>.
- Lai, H. and Nissim, M. mCoT: Multilingual instruction tuning for reasoning consistency in language models. In *Proceedings of the 62nd Annual Meeting of the Association for Computational Linguistics (Volume 1: Long Papers)*, pp. 12012–12026, 2024. URL <https://aclanthology.org/2024.acl-long.649/>.
- Lai, H., Zhang, X., and Nissim, M. Multidimensional consistency improves reasoning in language models. *arXiv preprint arXiv:2503.02670*, 2025. URL <https://arxiv.org/abs/2503.02670>.
- Lightman, H., Kosaraju, V., Burda, Y., Edwards, H., Baker, B., Lee, T., Leike, J., Schulman, J., Sutskever, I., and Cobbe, K. Let’s verify step by step. In *The Twelfth*

- International Conference on Learning Representations*, 2024. URL <https://openreview.net/forum?id=v8L0pN6EOi>.
- Luo, H., Shen, L., He, H., Wang, Y., Liu, S., Li, W., Tan, N., Cao, X., and Tao, D. O1-pruner: Length-harmonizing fine-tuning for o1-like reasoning pruning. *arXiv preprint arXiv:2501.12570*, 2025a. URL <https://arxiv.org/abs/2501.12570>.
- Luo, M., Tan, S., Wong, J., Shi, X., Tang, W. Y., Roongta, M., Cai, C., Luo, J., Li, L. E., Popa, R. A., and Stoica, I. Deepscaler: Surpassing o1-preview with a 1.5b model by scaling rl, 2025b. Notion Blog.
- Ma, W., He, J., Snell, C., Griggs, T., Min, S., and Zaharia, M. Reasoning models can be effective without thinking. *arXiv preprint arXiv:2504.09858*, 2025. URL <https://arxiv.org/abs/2504.09858>.
- Meng, Y., Xia, M., and Chen, D. SimPO: Simple preference optimization with a reference-free reward. In *The Thirty-eighth Annual Conference on Neural Information Processing Systems*, 2024. URL <https://openreview.net/forum?id=3Tzcot1LKb>.
- Morerio, P., Cavazza, J., Volpi, R., Vidal, R., and Murino, V. Curriculum Dropout . In *2017 IEEE International Conference on Computer Vision (ICCV)*, pp. 3564–3572, 2017. URL <https://doi.ieeecomputersociety.org/10.1109/ICCV.2017.383>.
- Muennighoff, N., Yang, Z., Shi, W., Li, X. L., Fei-Fei, L., Hajishirzi, H., Zettlemoyer, L., Liang, P., Candès, E., and Hashimoto, T. s1: Simple test-time scaling. *arXiv preprint arXiv:2501.19393*, 2025. URL <https://arxiv.org/abs/2501.19393>.
- OpenAI. Competitive programming with large reasoning models. *arXiv preprint arXiv:2502.06807*, 2025. URL <https://arxiv.org/abs/2502.06807>.
- Parashar, S., Gui, S., Li, X., Ling, H., Vemuri, S., Olson, B., Li, E., Zhang, Y., Caverlee, J., Kalathil, D., and Ji, S. Curriculum reinforcement learning from easy to hard tasks improves llm reasoning. *arXiv preprint arXiv:2506.06632*, 2025. URL <https://arxiv.org/abs/2506.06632>.
- Shao, Z., Wang, P., Zhu, Q., Xu, R., Song, J., Bi, X., Zhang, H., Zhang, M., Li, Y. K., Wu, Y., and Guo, D. Deepseekmath: Pushing the limits of mathematical reasoning in open language models. *arXiv preprint arXiv:2402.03300*, 2024. URL <https://arxiv.org/abs/2402.03300>.
- Shen, Y., Zhang, J., Huang, J., Shi, S., Zhang, W., Yan, J., Wang, N., Wang, K., Liu, Z., and Lian, S. Dast: Difficulty-adaptive slow-thinking for large reasoning models. *arXiv preprint arXiv:2503.04472*, 2025. URL <https://arxiv.org/abs/2503.04472>.
- Sheng, G., Zhang, C., Ye, Z., Wu, X., Zhang, W., Zhang, R., Peng, Y., Lin, H., and Wu, C. Hybridflow: A flexible and efficient rlhf framework. In *Proceedings of the Twentieth European Conference on Computer Systems*, pp. 1279–1297, 2025. URL <https://doi.org/10.1145/3689031.3696075>.
- Shi, F., Suzgun, M., Freitag, M., Wang, X., Srivats, S., Vosoughi, S., Chung, H. W., Tay, Y., Ruder, S., Zhou, D., Das, D., and Wei, J. Language models are multilingual chain-of-thought reasoners. In *The Eleventh International Conference on Learning Representations*, 2023. URL <https://openreview.net/forum?id=fR3wGck-IXp>.
- Song, M., Zheng, M., Li, Z., Yang, W., Luo, X., Pan, Y., and Zhang, F. Fastcurl: Curriculum reinforcement learning with progressive context extension for efficient training rl-like reasoning models. *arXiv preprint arXiv:2503.17287*, 2025. URL <https://arxiv.org/abs/2503.17287>.
- Sui, Y., Chuang, Y.-N., Wang, G., Zhang, J., Zhang, T., Yuan, J., Liu, H., Wen, A., Zhong, S., Chen, H., and Hu, X. Stop overthinking: A survey on efficient reasoning for large language models. *arXiv preprint arXiv:2503.16419*, 2025. URL <https://arxiv.org/abs/2503.16419>.
- Tu, S., Lin, J., Zhang, Q., Tian, X., Li, L., Lan, X., and Zhao, D. Learning when to think: Shaping adaptive reasoning in rl-style models via multi-stage rl. *arXiv preprint arXiv:2505.10832*, 2025. URL <https://arxiv.org/abs/2505.10832>.
- Wang, X., Wei, J., Schuurmans, D., Le, Q. V., Chi, E. H., Narang, S., Chowdhery, A., and Zhou, D. Self-consistency improves chain of thought reasoning in language models. In *The Eleventh International Conference on Learning Representations*, 2023. URL <https://openreview.net/forum?id=1PL1NIMMrw>.
- Wei, J., Wang, X., Schuurmans, D., Bosma, M., brian ichter, Xia, F., Chi, E. H., Le, Q. V., and Zhou, D. Chain of thought prompting elicits reasoning in large language models. In *Advances in Neural Information Processing Systems*, 2022. URL https://openreview.net/forum?id=_VjQlMeSB_J.
- Wu, H., Yao, Y., Liu, S., Liu, Z., Fu, X., Han, X., Li, X., Zhen, H.-L., Zhong, T., and Yuan, M. Unlocking

efficient long-to-short llm reasoning with model merging. *arXiv preprint arXiv:2503.20641*, 2025. URL <https://arxiv.org/abs/2503.20641>.

Wu, Y., Sun, Z., Li, S., Welleck, S., and Yang, Y. Inference scaling laws: An empirical analysis of compute-optimal inference for llm problem-solving. In *The 4th Workshop on Mathematical Reasoning and AI at NeurIPS'24*, 2024. URL <https://openreview.net/forum?id=j7DZWSc8qu>.

Yu, Q., Zhang, Z., Zhu, R., Yuan, Y., Zuo, X., Yue, Y., Dai, W., Fan, T., Liu, G., Liu, L., Liu, X., Lin, H., Lin, Z., Ma, B., Sheng, G., Tong, Y., Zhang, C., Zhang, M., Zhang, W., Zhu, H., Zhu, J., Chen, J., Chen, J., Wang, C., Yu, H., Song, Y., Wei, X., Zhou, H., Liu, J., Ma, W.-Y., Zhang, Y.-Q., Yan, L., Qiao, M., Wu, Y., and Wang, M. Dapo: An open-source llm reinforcement learning system at scale. *arXiv preprint arXiv:2503.14476*, 2025. URL <https://arxiv.org/abs/2503.14476>.

Yue, X., Qu, X., Zhang, G., Fu, Y., Huang, W., Sun, H., Su, Y., and Chen, W. MAMmoTH: Building math generalist models through hybrid instruction tuning. In *The Twelfth International Conference on Learning Representations*, 2024. URL <https://openreview.net/forum?id=yLC1Gs770I>.

Zhang, J., Lin, N., Hou, L., Feng, L., and Li, J. Adapt-think: Reasoning models can learn when to think. *arXiv preprint arXiv:2505.13417*, 2025. URL <https://arxiv.org/abs/2505.13417>.

Zhou, D., Schärli, N., Hou, L., Wei, J., Scales, N., Wang, X., Schuurmans, D., Cui, C., Bousquet, O., Le, Q. V., and Chi, E. H. Least-to-most prompting enables complex reasoning in large language models. In *The Eleventh International Conference on Learning Representations*, 2023. URL <https://openreview.net/forum?id=WZH7099tgfM>.

Zhou, Y., Zhu, Y., Antognini, D., Kim, Y., and Zhang, Y. Paraphrase and solve: Exploring and exploiting the impact of surface form on mathematical reasoning in large language models. In *Proceedings of the 2024 Conference of the North American Chapter of the Association for Computational Linguistics: Human Language Technologies (Volume 1: Long Papers)*, pp. 2793–2804, 2024. URL <https://aclanthology.org/2024.naacl-long.153/>.

A. Appendix

A.1. Training and Evaluation Setting

We train TACler based on VeRL (Sheng et al., 2025) and perform inference using vLLM (Kwon et al., 2023). Across three training stages, we set the context length to 8K, the batch size to 128, and the learning rate to $1e-6$. The hyperparameters ϵ_{low} and ϵ_{high} are set to 0.2 and 0.28, respectively. TACler is trained on 4 NVIDIA H100 GPUs (94 GB memory each) for approximately 96 hours. Regarding the cost of curriculum labelling during inference, processing the full dataset takes approximately 5 hours on a single H100 GPU. After the first and second training stages, this time is further reduced due to the substantial improvement in TACler’s reasoning efficiency. Overall, the incurred overhead is relatively small.

We report both the average reasoning accuracy and the response length based on the number of tokens in our evaluation. Following previous work (Zhang et al., 2025) we adopt the sampling method with a context size of 16K, a temperature of 0.6 and a top- p value of 0.95 to generate the response for each question. We sample 16 responses for each question in AIME 2024 and AIME 2025, and report the average results due to their limited dataset size.

A.2. Baselines

We compare TACler with state-of-the-art 1.5B baselines on efficient math reasoning.

- **OverThink** (Chen et al., 2025c): a SimPO (Meng et al., 2024) based method, taking the longest response as the negative example and the first two correct reasoning as the positive ones.
- **DAST** (Shen et al., 2025): a SimPO-based method, where preference data is ranked by pre-sampled responses using a length-based reward function.
- **O1-Pruner** (Luo et al., 2025a): it builds a baseline via pre-sampling and guides the model to generate more concise reasoning under accuracy constraints.
- **TLMRE** (Arora & Zanette, 2025): a method that incorporates a length-based penalty in on-policy RL training.
- **ModelMerging** (Wu et al., 2025): it takes a weighted average of the weights of the reasoning model and the non-reasoning model.
- **AdaptThink** (Zhang et al., 2025): a method trained with a constrained objective to encourage the model to reason in the NoThinking way.
- **AutoThink** (Tu et al., 2025): an RL-based approach optimizes models to invoke long inferences only when necessary.

All above methods use DeepScaleR dataset, where methods (1)-(5) are reproduced by Zhang et al. (2025), thereby having a fair comparison. We also compare our method with several 1.5B baselines trained for long CoT reasoning in the *Thinking* mode.

- **STILL-3** (Chen et al., 2025d): a method to enhance the model’s slow thinking through RL training.
- **DeepScaleR** (Luo et al., 2025b): an iterative training method that iteratively increases the context length from 8K to 24K, allowing the model to improve the quality of long CoT.
- **FastCuRL** (Song et al., 2025): a curriculum RL framework with progressively extended context, in which the training data complexity is categorised based on input length.

A.3. Case Study

Figure 7 presents a level-2 problem from the MATH500 dataset, which is considered relatively easy by humans but proves more challenging for language models. The response generated by the base model R1-Qwen under the *Thinking* mode produces an incorrect answer, while TACler answers correctly with fewer tokens.

Figures 8 and 9 present a math problem at difficulty level 3, comparing outputs of the base model R1-Qwen and our model TACler under two reasoning modes: *Thinking* and *NoThinking*. For R1-Qwen, the output under the *NoThinking* mode is

short but the final answer is incorrect, whereas the *Thinking* mode produces a correct answer at the cost of excessively long outputs. In contrast, TACLeR produces shorter outputs with correct final answers in both modes, with the output under the *NoThinking* mode being about half the length of that under the *Thinking* mode. We attribute this behavior to the following reasons: (i) for *NoThinking* mode, TACLeR compensates for missing explicit thinking by expanding its reasoning steps, thus resulting in a slight increase in output length; (ii) for *Thinking* mode, TACLeR leverage a compression effect that refines its reasoning into more concise responses. Overall, these cases highlight distinct differences in reasoning behaviour and performance between the two models across different reasoning modes.

Question (MATH500): Evaluate $\sin(\arcsin 0.4 + \arcsin 0.5) \cdot \sin(\arcsin 0.5 - \arcsin 0.4)$.

Difficulty Level: 2

Answer: $\frac{9}{100}$

DeepSeek-R1-Distill-Qwen-1.5B (Thinking Mode): ✗

<think> Okay, so I have this problem here: I need to evaluate the expression $\sin(\arcsin 0.4 + \arcsin 0.5) \cdot \sin(\arcsin 0.5 - \arcsin 0.4)$. Hmm, that looks a bit complicated, but maybe I can break it down step by step. First, I remember that there are some trigonometric identities that might help simplify this. I recall the sine addition and subtraction formulas. Let me write them down: $\sin(A + B) = \sin A \cos B + \cos A \sin B$ and $\sin(A - B) = \sin A \cos B - \cos A \sin B$. So, if I let $A = \arcsin 0.4$ and $B = \arcsin 0.5$, then the expression becomes $\sin(A + B) \cdot \sin(A - B)$. That seems manageable. Let me compute each part separately. Let me denote $A = \arcsin 0.4$, which means that $\sin A = 0.4$. Similarly, $B = \arcsin 0.5$, so $\sin B = 0.5$. Since both arcsin functions are in the range $[-\pi/2, \pi/2]$, both A and B are in the first quadrant, so their cosines will be positive. [...] (omit 7105 tokens) ****Final Answer**** $\boxed{\frac{9}{100}}$ **</think>** To evaluate the expression $\sin(\arcsin 0.4 + \arcsin 0.5) \cdot \sin(\arcsin 0.5 - \arcsin 0.4)$, we start by letting $A = \arcsin 0.4$ and $B = \arcsin 0.5$. This transforms the expression into $\sin(A + B) \cdot \sin(A - B)$. Using the sine addition and subtraction formulas: $\sin(A + B) = \sin A \cos B + \cos A \sin B$ and $\sin(A - B) = \sin A \cos B - \cos A \sin B$. We know: $\sin A = 0.4$, $\sin B = 0.5$, $\cos A = \sqrt{1 - (0.4)^2} = \sqrt{0.84}$, $\cos B = \sqrt{1 - (0.5)^2} = \sqrt{0.75}$. Using the identity for the product of sines: $\sin(A + B) \cdot \sin(A - B) = \frac{1}{2} (\cos^2 A - \cos^2 B) = \frac{1}{2} (\cos^2 A - \cos^2 B)$. Substituting the known values: $\cos^2 A = (0.4)^2 = 0.16$, $\cos^2 B = (\sqrt{0.75})^2 = 0.75$. $\cos^2 A = (\sqrt{0.84})^2 = 0.84$, $\cos^2 B = (0.5)^2 = 0.25$. Calculating each term: $\cos^2 A = 0.16$, $\cos^2 B = 0.12$. $\cos^2 A - \cos^2 B = 0.84 - 0.25 = 0.59$. Thus, the value of the expression is: $\boxed{-\frac{9}{100}}$ (8508 tokens in total)

TACLeR-1.5B (Thinking Mode): ✓

<think> Okay, so I have this trigonometric expression to evaluate: $\sin(\arcsin 0.4 + \arcsin 0.5) \cdot \sin(\arcsin 0.5 - \arcsin 0.4)$. Hmm, that looks a bit complicated at first glance, but maybe I can break it down step by step. First, I remember that there are some trigonometric identities that relate sine and arcsine functions. Specifically, the sine of a sum and difference of two angles. Maybe I can use those identities here. Let me recall the sine addition and subtraction formulas: $\sin(A + B) = \sin A \cos B + \cos A \sin B$ and $\sin(A - B) = \sin A \cos B - \cos A \sin B$. So, the expression is the product of two sine terms: $\sin(\arcsin 0.4 + \arcsin 0.5) \cdot \sin(\arcsin 0.5 - \arcsin 0.4)$. Maybe I can compute each sine term separately and then multiply them together. Let me denote: $\alpha = \arcsin 0.4$ and $\beta = \arcsin 0.5$. So, the expression becomes: $\sin(\alpha + \beta) \cdot \sin(\beta - \alpha)$. Hmm, interesting. Now, I can use the sine addition and subtraction formulas on each sine term. First, let's compute $\sin(\alpha + \beta)$. Using the addition formula: $\sin(\alpha + \beta) = \sin \alpha \cos \beta + \cos \alpha \sin \beta$. Similarly, $\sin(\beta - \alpha) = \sin \beta \cos \alpha - \cos \beta \sin \alpha$. So, the original expression becomes: $(\sin \alpha \cos \beta + \cos \alpha \sin \beta) \cdot (\sin \beta \cos \alpha - \cos \beta \sin \alpha)$. Let me write that down: $(\sin \alpha \cos \beta + \cos \alpha \sin \beta)(\sin \beta \cos \alpha - \cos \beta \sin \alpha)$. [...] (omit 2353 tokens) I didn't need to compute all those square roots and stuff. Just applying the identity. Therefore, the answer is $\frac{9}{100}$. ****Final Answer**** $\boxed{\frac{9}{100}}$ **</think>** To evaluate the expression $\sin(\arcsin 0.4 + \arcsin 0.5) \cdot \sin(\arcsin 0.5 - \arcsin 0.4)$, we can use trigonometric identities and properties of inverse sine functions. First, let $\alpha = \arcsin 0.4$ and $\beta = \arcsin 0.5$. The expression becomes: $\sin(\alpha + \beta) \cdot \sin(\beta - \alpha)$. Using the identity for the product of sines, we recognize that: $\sin(\alpha + \beta) \cdot \sin(\beta - \alpha) = \frac{1}{2} (\sin^2 \beta - \sin^2 \alpha)$. Since $\alpha = \arcsin 0.4$ and $\beta = \arcsin 0.5$, we have: $\sin \alpha = 0.4$ and $\sin \beta = 0.5$. Thus, we can compute: $\sin^2 \beta - \sin^2 \alpha = (0.5)^2 - (0.4)^2 = 0.25 - 0.16 = 0.09 = \frac{9}{100}$. Therefore, the final answer is: $\boxed{\frac{9}{100}}$ (3395 tokens in total)

Figure 7. An example MATH500 problem at level 2 and the responses generated by R1-Qwen and TACLeR under Thinking mode.

Question (MATH500): How many positive two-digit integers are factors of both 100 and 150?
Difficulty Level: 3
Answer: 3

DeepSeek-R1-Distill-Qwen-1.5B (NoThinking Mode): ✖

<think>\nOkay, I think I can solve it directly.</think>\n\n**Problem:** \nHow many positive two-digit integers are factors of both 100 and 150?\n\n**Solution:**\n\nTo find the positive two-digit integers that are factors of both 100 and 150, we'll follow these steps:\n\n1. **Find the Greatest Common Factor (GCF) of 100 and 150.** \n - **Prime Factorization of 100:** \n $100 = 2^2 \times 5^2$ \n - **Prime Factorization of 150:** \n $150 = 2 \times 3 \times 5^2$ \n - **Identify Common Factors:** \n The common prime factors are 2 and 5 . So, $GCF = 2 \times 5^2 = 50$.\n\n2. **Determine the Two-Digit Factors of 50.** \n - **List the Factors of 50:** \n 1, 2, 5, 10, 25, 50 \n - **Filter for Two-Digit Integers:** \n From the list, the two-digit factors are 10 and 25.\n\n3. **Count the Two-Digit Factors:** \n There are **2** positive two-digit integers (10 and 25) that are factors of both 100 and 150.\n\n**Final Answer:** \n $\boxed{2}$. (372 tokens)

DeepSeek-R1-Distill-Qwen-1.5B (Thinking Mode): ✔

<think>\nAlright, so I need to figure out how many positive two-digit integers are factors of both 100 and 150. Hmm, okay. Let me break this down step by step. \nFirst, I remember that if a number is a factor of both 100 and 150, it must be a common factor of these two numbers. So, I need to find all the common factors of 100 and 150 that are two-digit numbers. That makes sense.\n\nMaybe I should start by finding the factors of each number individually and then see where they overlap. That sounds like a plan. Let me start with 100. \n\nThe factors of 100 are all the numbers that can divide 100 without leaving a remainder. Let me list them out. Starting from 1: \n1, 2, 4, 5, 10, 20, 25, 50, 100. \n\nWait, let me check that. 1 times 100 is 100, so that's a factor. 2 times 50 is 100, so 2 and 50 are factors. Then 4 times 25 is 100, so 4 and 25. 5 times 20 is 100, so 5 and 20. Then 10 times 10 is 100, so 10 and 10. So yeah, those are all the factors of 100. \n\nNow, let me do the same for 150. The factors of 150 are a bit more, I think. Let me see: \n1, 2, 3, 5, 6, 10, 15, 25, 30, 50, 75, 150. \n\nLet me verify. 1 times 150 is 150, 2 times 75 is 150, 3 times 50 is 150, 5 times 30 is 150, 6 times 25 is 150, 10 times 15 is 150. Then 15 times 10 is 150, 25 times 6 is 150, 30 times 5 is 150, 50 times 3 is 150, 75 times 2 is 150, and 150 times 1 is 150. So, that seems comprehensive. \n\nNow, I need to find the common factors of both 100 and 150. So, looking at the factors of 100: 1, 2, 4, 5, 10, 20, 25, 50, 100. And factors of 150: 1, 2, 3, 5, 6, 10, 15, 25, 30, 50, 75, 150. \n\nComparing these two lists, the common factors are the numbers that appear in both. So, let's see: \n1 is common, 2 is common, 5 is common, 10 is common, 25 is common, 50 is common. Wait, what about 150? It's only in the factors of 150, not in 100. Similarly, 75 is only in 150, not in 100. So, the common factors are 1, 2, 5, 10, 25, 50. \n\nBut hold on, the question is asking for positive two-digit integers. So, two-digit numbers are from 10 to 99 inclusive. Looking at the common factors, we have 10, 25, and 50. \n\nWait, let me double-check that. 1 is a single-digit number, so it doesn't count. 2 is also single-digit. 5 is single-digit, 10 is two-digit, 25 is two-digit, 50 is two-digit. So, the common two-digit factors are 10, 25, and 50. \n\nIs that all? Let me make sure I didn't miss any. Looking back at the factors of 100: 1, 2, 4, 5, 10, 20, 25, 50, 100. And factors of 150: 1, 2, 3, 5, 6, 10, 15, 25, 30, 50, 75, 150. \n\nSo, the common factors are indeed 1, 2, 5, 10, 25, 50. So, within these, the two-digit numbers are 10, 25, and 50. \n\nBut wait a second, 50 is a two-digit number, yes, but 100 is three-digit, so it's excluded. So, 10, 25, 50 are the common two-digit factors. \n\nIs there any chance I missed any other common factors? Let me think. 100 is $2^2 \times 5^2$, and 150 is $2 \times 3 \times 5^2$. So, the greatest common divisor (GCD) of 100 and 150 would be the product of the lowest powers of the common prime factors. So, GCD is $2^1 \times 5^2 = 2 \times 25 = 50$. So, the GCD is 50. That means the common factors are all the factors of 50. \n\nWait, hold on, factors of 50. Let me list the factors of 50: 1, 2, 5, 10, 25, 50. So, yeah, that's consistent with what I found earlier. So, the common factors are exactly the factors of 50. So, the two-digit ones are 10, 25, 50. \n\nTherefore, the positive two-digit integers that are factors of both 100 and 150 are 10, 25, and 50. So, that's three numbers. [...] (omit 1346 tokens) \n\nI think that's solid. I don't see any mistakes in the reasoning. So, I'm confident that the answer is 3. \n\n**Final Answer** \n\nThe number of positive two-digit integers that are factors of both 100 and 150 is $\boxed{3}$.</think>\n\nTo determine how many positive two-digit integers are factors of both 100 and 150, we start by finding the factors of each number. \n\nThe factors of 100 are: 1, 2, 4, 5, 10, 20, 25, 50, 100. \n\nThe factors of 150 are: 1, 2, 3, 5, 6, 10, 15, 25, 30, 50, 75, 150. \n\nNext, we identify the common factors of both sets. These common factors are: 1, 2, 5, 10, 25, 50. \n\nWe are specifically interested in the two-digit integers among these common factors. The two-digit numbers are 10, 25, and 50. \n\nThus, the number of positive two-digit integers that are factors of both 100 and 150 is $\boxed{3}$. (3114 tokens in total)

Figure 8. An example MATH500 problem and the corresponding responses generated by R1-Qwen under two reasoning modes.

Question (MATH500): How many positive two-digit integers are factors of both 100 and 150?
Difficulty Level: 3
Answer: 3

TACler-1.5B (NoThinking Mode):

<think> Okay, I think I can solve it directly. **</think>** Alright, so I need to find how many positive two-digit integers are factors of both 100 and 150. Hmm, that sounds like I need to find the common factors of 100 and 150 that are two-digit numbers. Let me break this down step by step. First, maybe I should find all the factors of 100 and all the factors of 150, and then see which ones they have in common, and among those, how many are two-digit numbers. Alternatively, maybe it's easier to find the greatest common factor (GCF) of 100 and 150 first and then find all two-digit factors of that GCF. Wait, that might be a good approach. Let me try that. So, first, let me find the GCF of 100 and 150. To find the GCF, I can use the prime factorization method. Let's factorize 100: 100 can be broken down into prime factors: $100 = 2^2 * 5^2$. Now, factorize 150: $150 = 2 * 3 * 5^2$. So, the GCF is the product of the lowest powers of the common primes. [...] (omit 660 tokens) Factors of 150: 1, 2, 3, 5, 6, 10, 15, 25, 30, 50, 75, 150. Common factors: 1, 2, 5, 10, 25, 50. So, the common two-digit factors are 10, 25, 50. Hence, there are 3 such numbers. Therefore, the answer is 3. Wait, just to make sure I didn't miss any, let me list the two-digit numbers that are factors of both 100 and 150. From the list of common factors: 10, 25, 50. Yep, those are the only two-digit numbers. So, the number of positive two-digit integers that are factors of both 100 and 150 is 3. ****Final Answer**** The number of positive two-digit integers that are factors of both 100 and 150 is $\boxed{3}$. (1203 tokens in total)

TACler-1.5B (Thinking Mode):

<think> Okay, so I have this problem: "How many positive two-digit integers are factors of both 100 and 150?" Hmm, let me try to figure this out step by step. I remember that when we're looking for common factors of two numbers, we can use the concept of the greatest common divisor (GCD). The GCD of two numbers is the largest number that divides both of them without leaving a remainder. But here, we're not just looking for the GCD, but specifically the two-digit factors of that GCD. Wait, maybe I need to clarify that. First, let me find the factors of 100 and 150 separately and then see what they have in common. But that might take too long because 100 and 150 are not too large, but it's better to use the GCD method. So, let's find the GCD of 100 and 150. To do that, I can use the prime factorization method. Let me break down both numbers into their prime factors. Starting with 100: 100 divided by 2 is 50, divided by 2 again is 25, which is 5 squared. So, 100 is $2^2 * 5^2$. Now for 150: 150 divided by 2 is 75, then 75 divided by 3 is 25, which is 5 squared. So, 150 is $2 * 3 * 5^2$. To find the GCD, I take the lowest power of all common prime factors. The common primes here are 2 and 5. The lowest power of 2 is 2^1 and the lowest power of 5 is 5^2 . So, $GCD = 2^1 * 5^2 = 2 * 25 = 50$. So, the greatest common divisor of 100 and 150 is 50. That means the largest number that divides both 100 and 150 is 50. But the question is asking for two-digit integers that are factors of both. So, we need to find all two-digit numbers that are factors of 50. Wait, hold on. If the GCD is 50, then the factors of both 100 and 150 are exactly the factors of 50. So, now I need to list all the two-digit factors of 50. What are the factors of 50? Let me list them: 1, 2, 5, 10, 25, 50. So, these are the factors of 50. Now, among these, the two-digit numbers are 10, 25, and 50. But wait, 10, 25, and 50. But 50 is a two-digit number? Wait, 50 is a two-digit number, yes. Wait, but hold on. The question is asking for positive two-digit integers that are factors of both 100 and 150. So, if 50 is a factor of both, then 50 is a two-digit number that satisfies the condition. Similarly, 10 and 25 are two-digit numbers. So, let me list them: 10, 25, 50. Are these all the two-digit factors of 50? Let's see: 10 is 10, 25 is 25, 50 is 50. Are there any other two-digit numbers that are factors of 50? Let me check. 50 divided by 5 is 10, which is two-digit. 50 divided by 10 is 5, which is single-digit. 50 divided by 25 is 2, which is single-digit. 50 divided by 50 is 1, which is single-digit. So, the only two-digit factors are 10, 25, and 50. So that's three numbers. [...] (omit 945 tokens) Yes. So, all three numbers are valid. Therefore, the number of positive two-digit integers that are factors of both 100 and 150 is 3. ****Final Answer**** The number of positive two-digit integers that are factors of both 100 and 150 is $\boxed{3}$. **</think>** To determine how many positive two-digit integers are factors of both 100 and 150, we start by finding the greatest common divisor (GCD) of 100 and 150 using their prime factorizations. The prime factorization of 100 is: $100 = 2^2 * 5^2$. The prime factorization of 150 is: $150 = 2 * 3 * 5^2$. The GCD is found by taking the lowest power of all common prime factors: $\text{GCD} = 2^1 * 5^2 = 2 * 25 = 50$. Next, we list the factors of 50, which are: 1, 2, 5, 10, 25, 50. We are interested in the two-digit factors of 50. These are: 10, 25, 50. Thus, the number of positive two-digit integers that are factors of both 100 and 150 is $\boxed{3}$. (2227 tokens in total)

Figure 9. An example MATH500 problem and the corresponding responses generated by TACler under two reasoning modes.