

---

# Semantic Content Determines Algorithmic Performance

---

Martíño Ríos-García<sup>1</sup> Nawaf Alampara<sup>1</sup> Kevin Maik Jablonka<sup>1 2 3 4</sup>

## Abstract

Counting should not depend on what is being counted; more generally, any algorithm’s behavior should be invariant to the semantic content of its arguments. We introduce WhatCounts to test this property in isolation. Unlike prior work that conflates semantic sensitivity with reasoning complexity or prompt variation, WhatCounts is atomic: count items in an unambiguous, delimited list with no duplicates, distractors, or reasoning steps for different semantic types. Frontier LLMs show over 40 % accuracy variation depending solely on what is being counted—cities versus chemicals, names versus symbols. Controlled ablations rule out confounds. The gap is semantic, and it shifts unpredictably with small amounts of unrelated fine-tuning. LLMs do not implement algorithms; they approximate them, and the approximation is argument-dependent. As we show with an agentic example, this has implications beyond counting: any LLM “function” may carry hidden dependencies on the meaning of its inputs.

## 1. Introduction

An algorithm’s behavior should depend on the structure of its input, not the meaning. Counting ten items should work identically whether they are cities or chemicals, names or emojis. This invariance is what makes an algorithm an algorithm (Ouellette et al., 2023; Zhou et al., 2024).

LLMs appear to implement many such algorithmic operators; for example, counting, sorting, searching, and extracting (Schick et al., 2023; Herbold, 2025; Suzgun et al., 2022;

Srivastava et al., 2023a). Some works have even reported that we are now in the age of “prompt programming” (Liang et al., 2025; Reynolds & McDonell, 2021). But do they actually implement them, or merely approximate them? If an LLM implements a counting procedure, its errors should reflect general limitations, such as context limits, not systematic dependence on the meaning of what is being counted (Mirzadeh et al., 2024; Sclar et al., 2024). If errors vary with semantic content, the model is not executing an algorithm; it is rather pattern-matching one (Weiss et al., 2021). This matters as LLMs are increasingly deployed as components in production systems, where pipelines chain prompt-based subroutines, agents gate tool calls, assuming that low-level operators behave predictably across domains. In such settings, primitive algorithmic tasks serve as building blocks, and content-conditioned failures propagate into system-level brittleness.

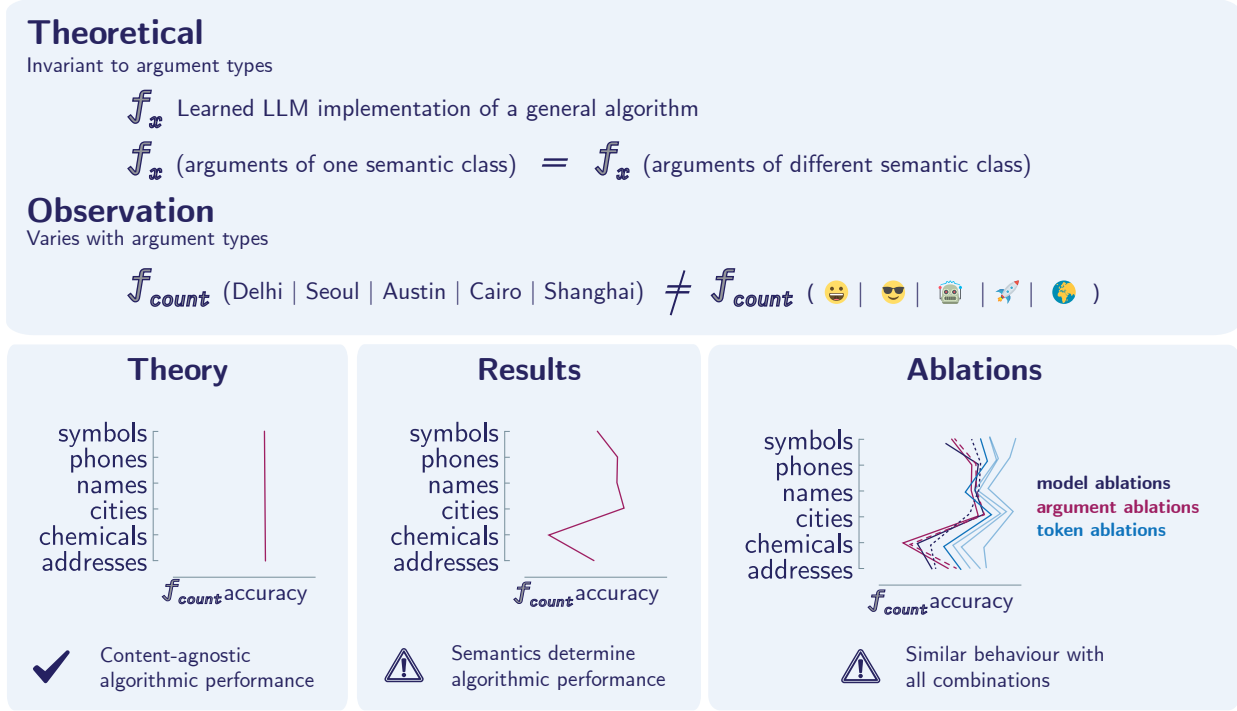
We directly test the sensitivity of LLMs on the semantic class of their arguments. WhatCounts is a minimal benchmark. It counts items in an unambiguous, delimited list containing only valid, non-duplicate single semantic classes. Prior work has established that variations of the prompt template can lead to surprising changes in the performance—but tacitly assumed that the semantic class of the arguments or template variables does not. WhatCounts isolates this single question: does the *semantic content* of the arguments affect the procedure’s success?

We show that it does. We surprisingly show that frontier LLMs show over 40% accuracy variation depending solely on the semantic class under identical formatting and identical list lengths. We further demonstrate that these variations persist even in agentic environments with a Python execution tool available.

We rule out surface explanations. Models correctly segment and identify semantic classes they cannot count: when prompted to wrap items in XML tags, they succeed with high reliability. Providing explicit structure does not help: even with tags around each item, the semantic gaps persist. Controlling for token count rather than item count reproduces the same patterns. When reducing semantics by shuffling tokens within items in the list—corrupting meaning while preserving statistics—performance drops, suggesting that semantics influence algorithmic performance.

---

<sup>1</sup>Laboratory of Organic and Macromolecular Chemistry (IOMC), Friedrich Schiller University Jena, Humboldtstrasse 10, 07743 Jena, Germany <sup>2</sup>Center for Energy and Environmental Chemistry Jena (CEEC Jena), Friedrich Schiller University Jena, Philosophenweg 7a, 07743 Jena, Germany <sup>3</sup>HIPOL Jena (Helmholtz Institute for Polymers in Energy Applications Jena), Lessingstrasse 12-14, 07743 Jena, Germany <sup>4</sup>Jena Center for Soft Matter (JCSM), Friedrich Schiller University Jena, Philosophenweg 7, 07743 Jena, Germany. Correspondence to: Kevin Maik Jablonka <mail@kjablonka.com>.



**Figure 1. Overview of WhatCounts.** The top panel contrasts the theoretical ideal with the observed behavior of LLMs. In theory, an algorithm (e.g., counting) should be invariant to the meaning of its arguments, performing identically for lists of cities or emojis. Results indicate that accuracy varies strongly across semantic categories. We further run controlled ablations (e.g., token shuffling, token-count controls, and explicit separator specification), none of which eliminate the semantic class dependence, effectively demonstrating the inherent semantic fragility.

We further show that these biases are unstable. Comparing models fine-tuned under identical regimes but on different datasets, we find that semantic class-specific failure patterns shift unpredictably. Training on data unrelated to counting nonetheless reshapes which semantic classes succeed and which fail, showing that WhatCounts measures an important fragility mode that other evaluations ignored so far.

These findings have practical consequences. Counting is a primitive in (LLM) pipelines (Gao et al., 2023). If counting behaves as a content-conditioned heuristic rather than an invariant operator, downstream systems inherit this dependence. In this way, a seemingly trivial subroutine becomes a systematic source of unreliability.

#### Contributions.

1. **WhatCounts**, an atomic benchmark isolating semantic invariance in counting<sup>1</sup>—free from the confounds of tokenization, ambiguity, and multi-step reasoning.
2. **Semantic content determines algorithmic performance.** Counting accuracy varies by over 40% across

semantic class types under identical conditions. Controlled ablations rule out tokenization, item recognition, and sequence length.

3. **Unstable failure modes.** Semantic class biases shift unpredictably with fine-tuning on unrelated data, confirming the semantic gap is caused by the model weights and not the architecture.
4. **Downstream risk.** Semantic fragility in a basic operator undermines production reliability as we show with an agentic use case.

## 2. Related Work

### 2.1. Algorithmic Operators in Transformers

A central theoretical question is what it means, mechanistically, for a Transformer to implement an algorithmic operator, and which architectural resources determine when such implementations are possible.

Weiss et al. (2021) introduced RASP, a programming language built around primitives that can be implemented with Transformers. Zhou et al. (2024) showed how algorithms that can be implemented in a simple program in the RASP-L programming language can be more easily learned by a

<sup>1</sup>Code available in <https://github.com/lamalab-org/whatcounts>

Transformer than those that require a long program.

Complementary work provides limitations and capacity requirements. For counting in particular, Yehudai et al. (2024) studied simple token-frequency counting and showed a sharp capacity threshold: counting can be implemented when the model dimension scales linearly with context length, with theory and experiments indicating failure below this regime. Other works connected Transformer variants to circuit- and logic-based characterizations, showing that seemingly small choices—e.g., precision assumptions, circuit uniformity, or allowing intermediate decoding (CoT)—can change which functions are efficiently computable (Merrill & Sabharwal, 2024; Chiang et al., 2023; Chiang, 2024).

In contrast to these works, which examined the architectural capabilities from theoretical and empirical perspectives, our work directly evaluates whether a learned approximation of an algorithmic operator is invariant to the semantic class of its arguments.

## 2.2. Counting

Given the foundational nature of counting, several works have evaluated LLMs’ counting-related abilities across diverse settings and benchmarks (Xu & Ma, 2025; Chang & Bisk, 2025; Fu et al., 2024; Srivastava et al., 2023b). A widely discussed example is character counting (e.g., counting the number of r’s in “strawberry”), which is strongly influenced by tokenization and subword segmentation (Cosma et al., 2025; Zhang et al., 2024). Motivated by these findings, we focus on item-level enumeration in lists.

Most closely related to our work, Ball et al. (2024) studied deterministic tasks such as list counting and selection operators (e.g., maximum, median, sorting) and showed that performance varies not only with prompt phrasing and list length, but also with the list composition and object frequency, highlighting a “language-as-fixed-effect” concern in capability measurement, as prompt fragility is a largely-ignored source of error.

Our work aims to isolate a completely different axis: *semantic invariance*. We remove common sources of ambiguity by using unambiguous, delimited lists with no duplicates and no distractors, and perform targeted controls to rule out tokenization and other possible explanations. While Ball et al. (2024) demonstrated that prompt phrasing and list composition affect performance, we hold these factors constant to isolate whether semantically equivalent input lists that differ only in what is being counted yield systematically different behaviors. This design allows us to measure a robust semantic class dependence in counting accuracy under conditions where, from an operator viewpoint, semantics should be irrelevant. We also provide WhatCounts as a benchmark implementation that can be used efficiently

to estimate semantic invariance. In addition, we demonstrate that the effects we measure with WhatCounts have repercussions in agentic use cases.

## 2.3. LLM Fragility

LLM fragility under minor, meaning- and complexity-preserving input changes has been widely documented (Sclar et al., 2024; Errica et al., 2025). Robustness can also degrade under realistic noise, such as typographical errors (Haller et al., 2025; Liu et al., 2025), or under lexical substitutions, such as the use of synonyms (Alahmari et al., 2025; Lin et al., 2024).

In mathematical reasoning, GSM-Symbolic (Mirzadeh et al., 2024) built controlled variants of GSM8K-style problems (Cobbe et al., 2021) using symbolic templates, and showed substantial variance across different instances of the same task. Similarly, Alice in Wonderland (Nezhurina et al., 2024) demonstrated severe errors on a short commonsense reasoning template and analyzed some common mitigation strategies.

Outside of mathematics, Ullman (2023) showed that LLMs can fail on theory-of-mind (ToM) tasks, where the reasoning of the models changed when changing the problem formulation.

Overall, prior work leaves little doubt that LLM behavior can change substantially under small, seemingly benign transformations. However, in most studied settings, these variations are inseparable from other effects: domain knowledge (e.g., mathematics or commonsense), multi-step reasoning, ambiguity resolution, or distractor handling. In addition, they focus on specific variables in the task templates, assuming the semantic class of the arguments filled into the templates does not matter. As a result, it remains difficult to determine whether the observed sensitivity reflects brittleness of the underlying operator the model is meant to implement, or failures in the surrounding skills needed to solve the task instance. WhatCounts addresses this gap by providing an atomic probe that separates all effects other than semantic invariance, and probing how much such semantics can impact agentic tasks.

## 3. Results

We chose six common semantic classes for evaluation: addresses, chemicals, cities, full names of people, phone numbers, and emojis. A detailed description of the procedure for obtaining each is provided in Section A. For each experiment, we select different count ranges to avoid the tendency of models to respond with rounded results (see Section B.1 for more detail on this). We considered 20 different counts per task (one specific entity class and range) to account for the statistical variance. The items in the list are randomly

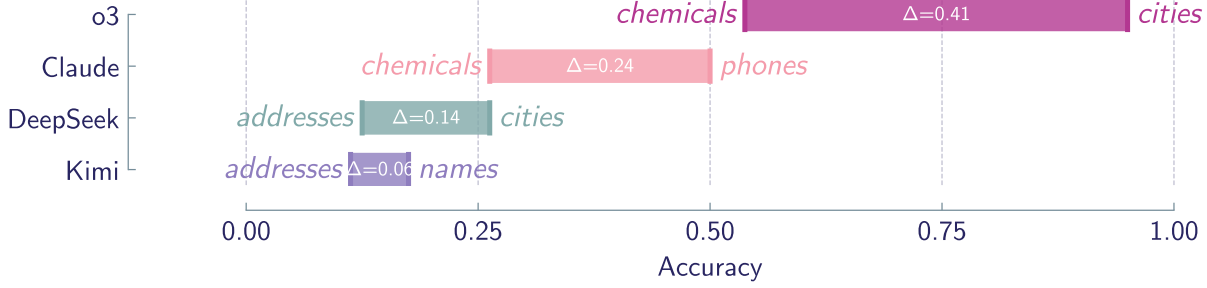


Figure 2. The semantic gap varies significantly across models, with top performers showing the highest variance between minimum and maximum semantic class scores. The horizontal bars represent the semantic gap (the smaller, the better), with the classes at the ends of the bars representing the minimum and maximum scores for each model. Figure F.3 shows the detailed results for each semantic class. We find that the better-performing models are also more susceptible to changes in semantic class.

sampled from the databases, and separated by the pipe (|, see more discussion on the separator in Section B.2). All items in the list count, meaning we did not consider distractors, ensuring no duplicates are present (prompt available in Listing 1). With this, we ensure we measure only the models’ ability to count. This enables us to perform a clean measurement of the semantic gap.

We evaluated four frontier models—two open-source and two proprietary: claude-sonnet-4-20250514 from Anthropic, deepseek-v3, kimi-k2-instruct-0905 from Moonshot AI, and o3-2025-04-16 from OpenAI. We run the models with the recommended settings unless otherwise mentioned, as detailed in Section C.

As a measure of how sensitive the models are to semantic changes in the lists, we introduce the *Semantic Gap*,  $\Delta_{\text{sem}}(m)$ , which is defined as follows:

$$\Delta_{\text{sem}}(m) = \max_{e \in \mathcal{E}} \text{Acc}(m, e) - \min_{e \in \mathcal{E}} \text{Acc}(m, e). \quad (1)$$

where the  $\mathcal{E}$  is the set of all semantic classes considered in the benchmark, and  $\text{Acc}(m, e) \in [0, 1]$  is the accuracy achieved by the model  $m$  for the evaluation of the class  $e$ . We considered correctness as binary.

Figure 2 shows the results of the models in the WhatCounts evaluation (the detailed results per semantic class can be found in Figure F.3).

Our results show that the better the model performs on average for the counting task, the bigger the semantic gap. This does not align with common sense, and it is surprising, as one would expect stronger models to be less prone to any form of fragility (Mirzadeh et al., 2024; Nezhurina et al., 2024).

This semantic gap can have direct implications for evaluations, as the models’ scores can be greatly affected by

the semantics used in the tasks. Future benchmarks should account for this effect to properly assess performance and robustness.

## 4. Ablation Experiments

We distinguish structural properties—list length, token count, formatting—from semantic category: the ontological class being processed. An algorithm, by definition, should depend on the former but not the latter. We designed a set of ablation experiments to isolate the structural properties from the semantic class to evaluate what leads to the algorithm failure.

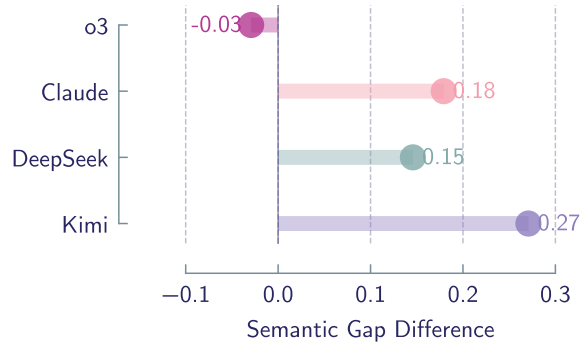


Figure 3. Token-controlled lists ablation reveals that semantic gaps are wider when fixing tokens compared to fixing classes counts. The bars represent the semantic gap difference with respect to the result of the list count being fixed. Negative results indicate that the semantic gap was reduced when fixing the token count instead of item count. We observe that the semantic gap generally increases when fixing the token counts across classes in the list, with the notable exception of o3.



Figure 4. Most models demonstrate superior performance in identifying and wrapping items of the different classes compared to basic counting. The results show that, models, except for o3, understand semantic classes better than they can count them.

### Token-count Dependence

#### Hypothesis 1

The difference in token counts between semantical classes can influence the results.

To investigate this, we ensured that the prompts for the different classes contain the same number of tokens.

In Figure 3 (detailed results in Figure F.4) we show how the semantic gap changes in the token count-controlled setting compared to the item count-controlled setting we discussed in Figure 2. The figure shows that when equating the number of tokens across classes, the semantic gap increases for all models (except for o3, for which the difference is minimal), indicating that the semantic variability cannot be explained by differences in token counts across semantic classes. This is, that by fixing the tokens in the lists, all models still exhibit semantic gaps exceeding 25%.

#### Token-wise Conclusion

Token-count differences between semantic classes cannot explain the semantic gaps.

Table 1. Semantic gap when separator is explicitly mentioned, and the difference to when it is not mentioned. We observe that there are no differences between mentioning or not mentioning the separator in the prompt. This shows that the specification of the separator is not the reason for the variability observed for the different classes.

Model	$\Delta_{\text{sem}}$ with Explicit Separator	Difference in $\Delta_{\text{sem}}$
o3	0.400	-0.012
Claude	0.237	+0.000
DeepSeek	0.087	-0.050
Kimi	0.125	+0.062

### Separator Dependence

#### Hypothesis 2

The models may be unable to recognize the structure of the list for some of the semantic classes.

In the previous experiments, the separator between the items was not explicitly told to the model. This might make it difficult for the models to separate the different items in the list. To exclude this possible cofounder, we ask the models to count, explicitly mentioning the separator in the prompt (see Listing 2 for the instruction used).

Table 1 shows (detailed results in Figure F.5) the semantic gap we observe when the separator is explicitly mentioned. The values for the semantic gap are very similar to those without the separator being mentioned, indicating that the separator is not the problem.

#### Separator Dependence

The semantic gap is not produced because of not recognizing the list structure.

### Isolating Identifiability

#### Hypothesis 3

Semantic classes differ in their ability to be identified by a model.

Counting is not only about aggregating items, but also about identifying them first (Yehudai et al., 2024). A possible reason for the variation in performance across the different classes might be that the models have difficulty understanding the items' boundaries and, thus, identifying them. To test whether the models can identify the items in the list, we ask them to return the input list, with each item wrapped in XML tags.

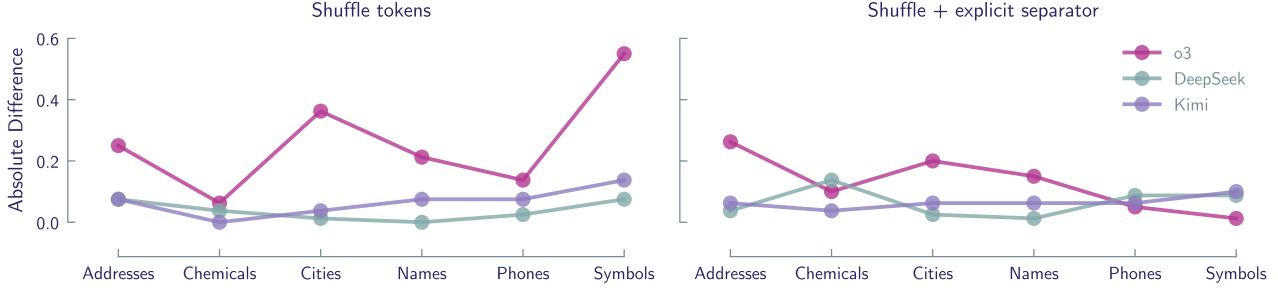


Figure 5. The semantics that the tokens carry have some effect as there are substantial differences with respect to the non-shuffled case. Absolute difference of shuffling the tokens, and not doing it. Note that Claude is not present in this figure because we cannot run the experiment without access to the tokenizer.

Figure 4 (refer to Figure F.6 for the elaborate results) shows the results when the models are instructed to wrap the items of the list compared to the counting task. We observe that models are substantially better at identifying the items that are counted, suggesting the problem lies in the aggregation of the counts. However, the variance between semantic classes persists across all models, so while they do a better job at identification than in aggregation, the semantic dependence still persists.

#### Counting with Wrapped Items

The semantic gap for identification is lower than for aggregation.

#### Counting with Wrapped Items

The semantic gap does not change when wrapping the input items between XML tags. Thus, even the aggregation of clearly identified items shows a semantic gap.

#### Isolating Aggregation

##### Hypothesis 4

Giving the list with each item wrapped in XML tags homogenizes the inputs across semantic classes, such that the semantic gap will disappear.

To isolate the aggregation performance, we modified the list of items, wrapping each item in XML tags to help the models better identify the individual items of the list.

Table 2. Semantic gap when the items in the list are wrapped between XML tags. We see no major differences when wrapping the items in the list using XML tags with respect to the counting task in which the list is not wrapped, indicating again that identifiability of items is not the reason for the semantic variability between classes.

Model	$\Delta_{\text{sem}}$ with XML Tags	Difference in $\Delta_{\text{sem}}$
o3	0.412	+0.000
Claude	0.250	+0.013
DeepSeek	0.025	-0.112
Kimi	0.075	+0.012

Table 2 (see Figure F.7) details the results of wrapping the list items for the different semantic classes between XML tags. The semantic gap of top models seems not to depend on whether items are wrapped in XML tags (see Figure 2). Only DeepSeek seems to show a change in the semantic gap, but it does not vanish completely.

#### Token-distribution Dependence

##### Hypothesis 5

If we shuffle the tokens of each item in the list, the algorithm’s performance should be the same if it is invariant to the semantics of its arguments.

If the LLM function is invariant to changes in the semantic classes when tokens are shuffled, the performance should not change unless there is some effective dependence on the semantic classes. For that, we simply run the same experiment but shuffle the tokens of each item in the list (prompt detailed in Listing 1). Additionally, we also run the analogous experiment, additionally mentioning the explicit separator (prompt shown in Listing 2).

Figure 5 (see Section F.6 for more details) represents the performance in the shuffling experiments. We see that there are substantial differences, especially for the stronger model.

### Token-distribution Dependence

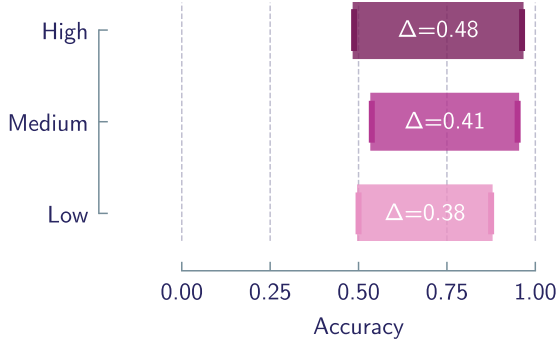
The variations in performance depend on the semantics, as when shuffling the tokens, despite the problem being invariant to this change, the LLM’s output is different.

### Reasoning Dependence

#### Hypothesis 6

Increasing reasoning effort reduces the semantic gap as the model can leverage more involved counting “algorithms”.

To investigate this, we run the  $\circ 3$  model with the different “reasoning efforts” enabled.



**Figure 6. Reasoning effort affects the semantic gap with minimal impact on accuracy.** The bars expand between the minimum and the maximum accuracy of the accuracy value for the different semantic classes, representing the semantic gap annotated inside. The results show that reasoning effort does not affect accuracy, but it seems to affect the semantic gap, which increases with greater effort.

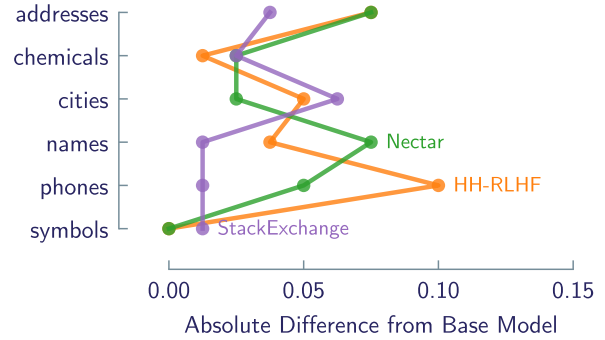
Figure 6 shows the results of varying the reasoning effort of the  $\circ 3$  model. The semantic gap tends to increase as the reasoning effort increases, even though accuracy is not notably affected. This again aligns with previous experiments, in which the semantic gap seems to grow as task accuracy increases, meaning that the better the model, the more fragile it is to semantic changes, as we measure in WhatCounts.

### Reasoning Dependence

Reasoning does not change the semantic gap while not substantially improving counting accuracy.

## 5. How does Training Impact the Semantic Gap?

While it is obvious that this semantic sensitivity is a result of the training, it is difficult to know which aspects of the training approach and data affect this problem, and to what extent. To study this, we evaluated a series of models trained on the same amount of data and with the same training specifications, starting from the same base model but using data from different datasets. For this, we evaluated the models from Ivison et al. (2024). In this work, they trained several models from the base model Tulu2-13B using the Reinforcement Learning (RL) techniques of DPO and PPO in 60K rows of the datasets of StackExchange (Lambert et al., 2023), Nectar (Zhu et al., 2024), and HH-RLHF (Bai et al., 2022). As these models have a smaller context window (4098) compared to the ones evaluated in the previous ablations, we reduced the count ranges in this experiment while keeping everything else the same (i.e., using the pipe as a separator, 20 questions per range, and the same six semantic classes considered).



**Figure 7. Fine-tuning introduces highly variable performance across semantic classes.** Results are from experiments based on models fine-tuned on different datasets (shown in color), as a difference with respect to the results of the base model, Tulu-2-13B. The results show that training on only 60k instances of popular datasets leads to very different variations that are difficult to predict, as they do not follow a common trend across classes.

Figure 7 shows the results of this evaluation as the absolute difference with respect to the base model Tulu2-13B. In the figure, only the models trained using DPO are shown, as we observed (see Table H.3), the results of training with DPO or PPO did not differ substantially across the same datasets. In the figure, one can see that the training, despite being relatively small, has significant effects on the counting performance, even though the models have been trained on very different tasks. Additionally, it is possible to observe how the different datasets affect some entity classes, such as phone numbers, very differently.

If we compare these findings with the variation observed for the same models in conventional benchmarks, such as in

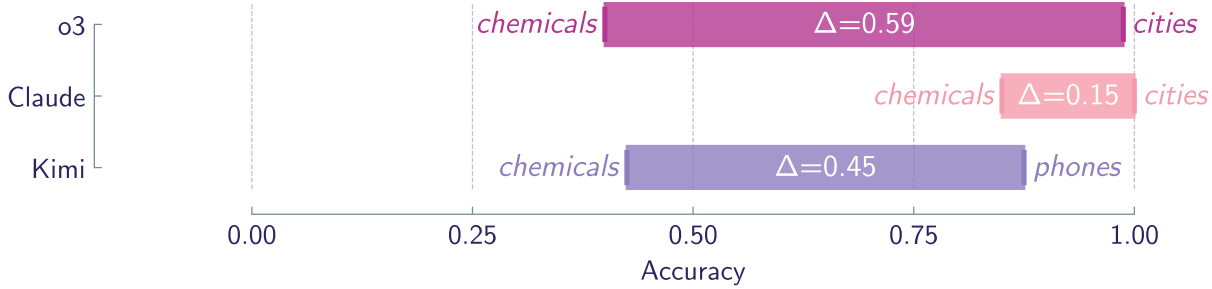


Figure 8. **Both accuracy and semantic gap increase for LLMs in an agentic setup.** Results are from experiments where models’ agentic workflows are tasked with counting in a simulation of a batch system. Note that DeepSeek was not run for this experiment, as the provider that we used to run the model does not support tool calling.

GSM8K shown in Table I.4, we observe that the differences in WhatCounts are substantially bigger. This sustains our observation that this semantic fragility is very difficult to control during training.

Also, the fact that the different training paradigms with the same data do not lead to differences means that what really matters for this fragility is the data itself.

## 6. LLM Agents Inherit the Semantic Fragility

To assess the impact of this task in the real world, we designed a specific agentic environment that simulates a length-guarded API. This is based on systems and servers that include integrity checks to detect partial or truncated requests, catch client-side bugs, or keep downstream systems consistent. Thus, the environment task prompt consists of a list of items. The agent is instructed to use the Python execution tool to count items, then submit the answer with the original list plus the count. Agents are constrained to five iterations, and the prompts and tools used are described in Section D.1, and in Section E

Figure 8 shows the results when the agents are deployed in a batch system environment. While accuracy increases relative to the base models, so does the semantic gap. This suggests that the semantic gap also extends to real-world settings, where this semantic fragility influences how models use tools. It is surprising that this effect is so strong that a trivial problem, such as this, that can be easily solved with the Python execution tool, is affected in such a strong way.

## 7. Future Work

A direct extension of this work is to increase the sample size and encompass more semantic classes. This would yield lower-variance estimators of the semantic gap, distinguishing more precisely between within-type and between-type variation. Such an expansion is supported by the modular design of our open-source codebase, which facilitates the

integration of new semantic class generators and datasets.

On the theoretical side, existing formal algorithmic accounts, such as the RASP paradigm, are largely content-agnostic and thus cannot model argument-dependent semantic variation. A promising open direction is to extend such formalisms with mechanisms for semantic-conditioned computation. This line of research would help bridge the gap between abstract, symbolic descriptions of operators and our empirical observation that “LLM functions” are semantically sensitive.

## 8. Conclusion

In this work, we introduced WhatCounts, a controlled benchmark for evaluating the robustness of Large Language Models on a fundamental reasoning primitive: counting items in a list. Our central finding is unexpected: counting accuracy varies by over 40% depending solely on what is being counted.

This is not the fragility we might anticipate. Prior work has shown that LLMs are sensitive to prompt phrasing, task complexity, list length, and tokenization artifacts. These are, in some sense, understandable failure modes—variations in how a task is presented or how hard it is. What we uncover is different: under identical formatting, identical list lengths, and identical instructions, models succeed or fail based on the semantic class of the arguments. Cities behave differently from chemicals. Names behave differently from symbols. The task is the same; only the meaning of the inputs changes. Through systematic ablations, we ruled out surface explanations. Models correctly segment classes that they cannot count. Explicit structure does not help. Token-count controls reproduce the same patterns.

These results force a consequential conclusion: LLMs do not implement algorithms. They approximate them, and the approximation is argument-dependent in ways that violate what it means to be an algorithm. This matters beyond counting. Counting is among the simplest algorithmic primitives—

if any operation should be invariant to argument semantics, it is this one. If even counting carries hidden dependencies on the meaning of the inputs, then any LLM “function” such as sorting, searching, extracting, or aggregating may do the same. For emerging agentic pipelines, where outputs from one component feed into another, such biases create risks of cascading and compounded errors (Chen et al., 2025; Kumar & Mishra, 2025). Our agentic example shows that this might be the case. The assumption underlying “prompt programming” is that a prompted algorithm will behave like an algorithm, i.e., indifferent to the semantic class of its arguments. WhatCounts shows this assumption is false. What you count changes whether you can count it.

## 9. Acknowledgments

This work was supported by the Carl-Zeiss Foundation. K.M.J. is part of the NFDI consortium FAIRmat funded by the Deutsche Forschungsgemeinschaft (DFG, German Research Foundation) – project 460197019, and was also supported by a Google Research Scholar Award. Parts of the work were also supported by a gift by OpenPhilanthropy. We thank Meiling Sun, Mara Schilling-Wilhelmi, Gordan Prastalo, and Ali Asghar Aghajani for their feedback on a draft of this article.

## References

- All cool symbol copy and paste. CoolSymbol.top (web page), 2025. URL <https://www.coolsymbol.top/all-symbol.html>. Copyright notice on page: © 2025.
- Alahmari, S. S., Hall, L., Mouton, P. R., and Goldgof, D. Large language models robustness against perturbation. *Scientific Reports*, 16(1), November 2025. ISSN 2045-2322. doi: 10.1038/s41598-025-29770-0. URL <http://dx.doi.org/10.1038/s41598-025-29770-0>.
- Bai, Y., Jones, A., Ndousse, K., Askell, A., Chen, A., DasSarma, N., Drain, D., Fort, S., Ganguli, D., Henighan, T., Joseph, N., Kadavath, S., Kernion, J., Conerly, T., El-Showk, S., Elhage, N., Hatfield-Dodds, Z., Hernandez, D., Hume, T., Johnston, S., Kravec, S., Lovitt, L., Nanda, N., Olsson, C., Amodei, D., Brown, T., Clark, J., McCandlish, S., Olah, C., Mann, B., and Kaplan, J. Training a helpful and harmless assistant with reinforcement learning from human feedback. *arXiv preprint arXiv: 2204.05862*, 2022.
- Ball, T., Chen, S., and Herley, C. Can we count on llms? the fixed-effect fallacy and claims of GPT-4 capabilities. *Trans. Mach. Learn. Res.*, 2024, 2024. URL <https://openreview.net/forum?id=qt4d0EGZsK>.
- Chang, Y. and Bisk, Y. Language models need inductive biases to count inductively. In *The Thirteenth International Conference on Learning Representations, ICLR 2025, Singapore, April 24-28, 2025*. OpenReview.net, 2025. URL <https://openreview.net/forum?id=s3IBHTTDYL>.
- Chen, K., Zhou, Y., Zhang, X., and Wang, H. Prompt stability matters: Evaluating and optimizing auto-generated prompt in general-purpose systems. *arXiv preprint arXiv: 2505.13546*, 2025.
- Chiang, D. Transformers in uniform tc<sup>0</sup>. *arXiv preprint arXiv: 2409.13629*, 2024.
- Chiang, D., Cholak, P., and Pillay, A. Tighter bounds on the expressivity of transformer encoders. In Krause, A., Brunskill, E., Cho, K., Engelhardt, B., Sabato, S., and Scarlett, J. (eds.), *Proceedings of the 40th International Conference on Machine Learning*, volume 202 of *Proceedings of Machine Learning Research*, pp. 5544–5562. PMLR, 23-29 Jul 2023. URL <https://proceedings.mlr.press/v202/chiang23a.html>.
- Cobbe, K., Kosaraju, V., Bavarian, M., Chen, M., Jun, H., Kaiser, L., Plappert, M., Tworek, J., Hilton, J., Nakano, R., Hesse, C., and Schulman, J. Training verifiers to solve math word problems. *arXiv preprint arXiv: 2110.14168*, 2021.
- Cosma, A., Ruseti, S., Radoi, E., and Dascalu, M. The strawberry problem: Emergence of character-level understanding in tokenized language models. *arXiv preprint arXiv: 2505.14172*, 2025.
- Errica, F., Sanvito, D., Siracusano, G., and Bifulco, R. What did I do wrong? quantifying llms’ sensitivity and consistency to prompt engineering. In Chiruzzo, L., Ritter, A., and Wang, L. (eds.), *Proceedings of the 2025 Conference of the Nations of the Americas Chapter of the Association for Computational Linguistics: Human Language Technologies, NAACL 2025 - Volume 1: Long Papers, Albuquerque, New Mexico, USA, April 29 - May 4, 2025*, pp. 1543–1558. Association for Computational Linguistics, 2025. doi: 10.18653/V1/2025.NAACL-LONG.73. URL <https://doi.org/10.18653/v1/2025.naacl-long.73>.
- Fu, T., Ferrando, R., Conde, J., Arriaga, C., and Reviriego, P. Why do large language models (llms) struggle to count letters? *arXiv preprint arXiv: 2412.18626*, 2024.
- Gao, L., Madaan, A., Zhou, S., Alon, U., Liu, P., Yang, Y., Callan, J., and Neubig, G. PAL: program-aided language models. In Krause, A., Brunskill, E., Cho, K., Engelhardt, B., Sabato, S., and Scarlett, J. (eds.), *International Conference on Machine Learning, ICML 2023, 23-29 July 2023, Honolulu, Hawaii, USA*, volume 202 of *Proceedings of Machine Learning Research*, pp. 10764–10799. PMLR, 2023. URL <https://proceedings.mlr.press/v202/gao23f.html>.
- GeoNames. Geonames - all cities with a population  $\geq 1000$ . Opendatasoft Public Data portal (dataset table view), 2025. URL [https://public.opendatasoft.com/explore/dataset/geonames-all-cities-with-a-population-1000/table/?disjunctive=cou\\_name\\_en&sort=cou\\_name\\_en](https://public.opendatasoft.com/explore/dataset/geonames-all-cities-with-a-population-1000/table/?disjunctive=cou_name_en&sort=cou_name_en). Dataset identifier: geonames-all-cities-with-a-population-1000. Publisher: GeoNames. License: CC BY 4.0. Last modified: 2025-12-09 (portal metadata).
- Goldblum, M., Finzi, M., Rowan, K., and Wilson, A. G. The no free lunch theorem, kolmogorov complexity, and the role of inductive biases in machine learning. *arXiv preprint arXiv: 2304.05366*, 2023.
- Haller, P., Ibrahim, M., Kirichenko, P., Sagun, L., and Bell, S. J. Llm knowledge is brittle: Truthfulness representations rely on superficial resemblance. *arXiv preprint arXiv: 2510.11905*, 2025.
- Herbold, S. Sortbench: Benchmarking llms based on their ability to sort lists. *arXiv preprint arXiv: 2504.08312*, 2025.

- Iverson, H., Wang, Y., Liu, J., Wu, Z., Pyatkin, V., Lambert, N., Smith, N. A., Choi, Y., and Hajishirzi, H. Unpacking dpo and ppo: Disentangling best practices for learning from preference feedback. *arXiv preprint arXiv: 2406.09279*, 2024.
- joke2k. Faker: Python package that generates fake data, 2026. URL <https://pypi.org/project/Faker/>. Source code: <https://github.com/joke2k/faker>.
- Kumar, P. and Mishra, S. Robustness in large language models: A survey of mitigation strategies and evaluation metrics. *Trans. Mach. Learn. Res.*, 2025. doi: 10.48550/arXiv.2505.18658.
- Lambert, N., Tunstall, L., Rajani, N., and Thrush, T. Huggingface h4 stack exchange preference dataset. <https://huggingface.co/datasets/HuggingFaceH4/stack-exchange-preferences>, 2023. Hugging Face dataset. Accessed: 2026-01-21.
- Liang, J. T., Lin, M., Rao, N., and Myers, B. A. Prompts are programs too! understanding how developers build software containing prompts. *Proceedings of the ACM on Software Engineering*, 2(FSE):1591–1614, 2025.
- Lin, W., Gerchanovsky, A., Akgul, O., Bauer, L., Fredrikson, M., and Wang, Z. Llm whisperer: An inconspicuous attack to bias llm responses. *arXiv preprint arXiv: 2406.04755*, 2024.
- Liu, Y., Zhao, R., Altinger, L., Schütze, H., and Hedderich, M. A. Evaluating robustness of large language models against multilingual typographical errors. *arXiv preprint arXiv: 2510.09536*, 2025.
- Merrill, W. and Sabharwal, A. The expressive power of transformers with chain of thought. *International Conference on Learning Representations*, 2024. doi: 10.48550/arXiv.2310.07923.
- Mirza, A., Alampara, N., Ríos-García, M., Abdelalim, M., Butler, J., Connolly, B., Dogan, T., Nezhurina, M., Şen, B., Tirunagari, S., Worrall, M., Young, A., Schwaller, P., Pieler, M., and Jablonka, K. M. Chempile: A 250gb diverse and curated dataset for chemical foundation models. *arXiv preprint arXiv: 2505.12534*, 2025.
- Mirzadeh, I., Alizadeh-Vahid, K., Shahrokhi, H., Tuzel, O., Bengio, S., and Farajtabar, M. Gsm-symbolic: Understanding the limitations of mathematical reasoning in large language models. *International Conference on Learning Representations*, 2024.
- Nezhurina, M., Cipolina-Kun, L., Cherti, M., and Jitsev, J. Alice in wonderland: Simple tasks showing complete reasoning breakdown in state-of-the-art large language models. *arXiv preprint arXiv: 2406.02061*, 2024.
- Ouellette, S., Pfister, R., and Jud, H. Counting and algorithmic generalization with transformers. *arXiv preprint arXiv: 2310.08661*, 2023.
- Reynolds, L. and McDonell, K. Prompt programming for large language models: Beyond the few-shot paradigm. *arXiv preprint arXiv: 2102.07350*, 2021.
- Schick, T., Dwivedi-Yu, J., Dessì, R., Raileanu, R., Lomeli, M., Hambro, E., Zettlemoyer, L., Cancedda, N., and Scialom, T. Toolformer: Language models can teach themselves to use tools. *Advances in Neural Information Processing Systems*, 36:68539–68551, 2023.
- Sclar, M., Choi, Y., Tsvetkov, Y., and Suhr, A. Quantifying language models’ sensitivity to spurious features in prompt design or: How i learned to start worrying about prompt formatting. In *The Twelfth International Conference on Learning Representations*, 2024. URL <https://openreview.net/forum?id=RIu5lyNXjT>.
- Srivastava, A., Rastogi, A., Rao, A., Shoeb, A. A. M., Abid, A., Fisch, A., Brown, A. R., Santoro, A., Gupta, A., Garriga-Alonso, A., Kluska, A., Lewkowycz, A., Agarwal, A., Power, A., Ray, A., Warstadt, A., Kocurek, A. W., Safaya, A., Tazarv, A., Xiang, A., Parrish, A., Nie, A., Hussain, A., Askeel, A., Dsouza, A., Slone, A., Rahane, A., Iyer, A. S., Andreassen, A., Madotto, A., Santilli, A., Stuhlmüller, A., Dai, A. M., La, A., Lampinen, A. K., Zou, A., Jiang, A., Chen, A., Vuong, A., Gupta, A., Gottardi, A., Norelli, A., Venkatesh, A., Gholami-davoodi, A., Tabassum, A., Menezes, A., Kirubakaran, A., Mullokandov, A., Sabharwal, A., Herrick, A., Efrat, A., Erdem, A., Karakas, A., Roberts, B. R., Loe, B. S., Zoph, B., Bojanowski, B., Özyurt, B., Hedayatnia, B., Neyshabur, B., Inden, B., Stein, B., Ekmekci, B., Lin, B. Y., Howald, B., Orinon, B., Diao, C., Dour, C., Stinson, C., Argueta, C., Ramírez, C. F., Singh, C., Rathkopf, C., Meng, C., Baral, C., Wu, C., Callison-Burch, C., Waites, C., Voigt, C., Manning, C. D., Potts, C., Ramirez, C., Rivera, C. E., Siro, C., Raffel, C., Ashcraft, C., Garbacea, C., Sileo, D., Garrette, D., Hendrycks, D., Kilman, D., Roth, D., Freeman, D., Khashabi, D., Levy, D., González, D. M., Perszyk, D., Hernandez, D., Chen, D., Ippolito, D., Gilboa, D., Dohan, D., Drakard, D., Jurgens, D., Datta, D., Ganguli, D., Emelin, D., Kleyko, D., Yuret, D., Chen, D., Tam, D., Hupkes, D., Misra, D., Buzan, D., Mollo, D. C., Yang, D., Lee, D., Schrader, D., Shutova, E., Cubuk, E. D., Segal, E., Hagerman, E., Barnes, E., Donoway, E., Pavlick, E., Rodolà, E., Lam, E., Chu, E., Tang, E., Erdem, E., Chang, E., Chi, E. A., Dyer, E., Jerzak, E. J., Kim, E., Manyasi, E. E., Zheltonozhskii, E., Xia, F., Siar, F., Martínez-Plumed, F., Huppé, F., Chollet, F., Rong, F., Mishra, G., Winata, G. I., de Melo, G., Kruszewski, G., Parascandolo, G., Mariani, G., Wang, G.,

Jaimovitch-López, G., Betz, G., Gur-Ari, G., Galijasevic, H., Kim, H., Rashkin, H., Hajishirzi, H., Mehta, H., Bogar, H., Shevlin, H., Schütze, H., Yakura, H., Zhang, H., Wong, H. M., Ng, I., Noble, I., Jumelet, J., Geissinger, J., Kernion, J., Hilton, J., Lee, J., Fisac, J. F., Simon, J. B., Koppel, J., Zheng, J., Zou, J., Kocon, J., Thompson, J., Wingfield, J., Kaplan, J., Radom, J., Sohl-Dickstein, J., Phang, J., Wei, J., Yosinski, J., Novikova, J., Bosscher, J., Marsh, J., Kim, J., Taal, J., Engel, J. H., Alabi, J., Xu, J., Song, J., Tang, J., Waweru, J., Burden, J., Miller, J., Balis, J. U., Batchelder, J., Berant, J., Frohberg, J., Rozen, J., Hernández-Orallo, J., Boudeman, J., Guerr, J., Jones, J., Tenenbaum, J. B., Rule, J. S., Chua, J., Kanclerz, K., Livescu, K., Krauth, K., Gopalakrishnan, K., Ignatyeva, K., Markert, K., Dhole, K. D., Gimpel, K., Omondi, K., Mathewson, K. W., Chiafullo, K., Shkaruta, K., Shridhar, K., McDonell, K., Richardson, K., Reynolds, L., Gao, L., Zhang, L., Dugan, L., Qin, L., Ochando, L. C., Morency, L., Moschella, L., Lam, L., Noble, L., Schmidt, L., He, L., Colón, L. O., Metz, L., Senel, L. K., Bosma, M., Sap, M., ter Hoeve, M., Farooqi, M., Faruqi, M., Mazeika, M., Baturan, M., Marelli, M., Maru, M., Ramírez-Quintana, M. J., Tolkiehn, M., Giulianelli, M., Lewis, M., Potthast, M., Leavitt, M. L., Hagen, M., Schubert, M., Baitemirova, M., Arnaud, M., McElrath, M., Yee, M. A., Cohen, M., Gu, M., Ivanitskiy, M. I., Starritt, M., Strube, M., Swedrowski, M., Bevilacqua, M., Yasunaga, M., Kale, M., Cain, M., Xu, M., Suzgun, M., Walker, M., Tiwari, M., Bansal, M., Aminnaseri, M., Geva, M., Gheini, M., T., M. V., Peng, N., Chi, N. A., Lee, N., Krakover, N. G., Cameron, N., Roberts, N., Doiron, N., Martinez, N., Nangia, N., Deckers, N., Muennighoff, N., Keskar, N. S., Iyer, N., Constant, N., Fiedel, N., Wen, N., Zhang, O., Agha, O., Elbaghdadi, O., Levy, O., Evans, O., Casares, P. A. M., Doshi, P., Fung, P., Liang, P. P., Vicol, P., Alipoormolabashi, P., Liao, P., Liang, P., Chang, P., Eckersley, P., Htut, P. M., Hwang, P., Milkowski, P., Patil, P., Pezeshkpour, P., Oli, P., Mei, Q., Lyu, Q., Chen, Q., Banjade, R., Rudolph, R. E., Gabriel, R., Habacker, R., Risco, R., Millièrè, R., Garg, R., Barnes, R., Saurous, R. A., Arakawa, R., Raymaekers, R., Frank, R., Sikand, R., Novak, R., Sitelew, R., LeBras, R., Liu, R., Jacobs, R., Zhang, R., Salakhutdinov, R., Chi, R., Lee, R., Stovall, R., Teehan, R., Yang, R., Singh, S., Mohammad, S. M., Anand, S., Dillavou, S., Shleifer, S., Wiseman, S., Gruetter, S., Bowman, S. R., Schoenholz, S. S., Han, S., Kwatra, S., Rous, S. A., Ghazarian, S., Ghosh, S., Casey, S., Bischoff, S., Gehrmann, S., Schuster, S., Sadeghi, S., Hamdan, S., Zhou, S., Srivastava, S., Shi, S., Singh, S., Asaadi, S., Gu, S. S., Pachchigar, S., Toshniwal, S., Upadhyay, S., Debnath, S. S., Shakeri, S., Thormeyer, S., Melzi, S., Reddy, S., Makini, S. P., Lee, S., Torene, S., Hatwar, S., Dehaene, S., Divic, S., Ermon, S., Biderman, S., Lin, S., Prasad, S., Piantadosi, S. T., Shieber, S. M.,

Misherghi, S., Kiritchenko, S., Mishra, S., Linzen, T., Schuster, T., Li, T., Yu, T., Ali, T., Hashimoto, T., Wu, T., Desbordes, T., Rothschild, T., Phan, T., Wang, T., Nkinyili, T., Schick, T., Kornev, T., Tunduny, T., Gerstenberg, T., Chang, T., Neeraj, T., Khot, T., Shultz, T., Shaham, U., Misra, V., Demberg, V., Nyamai, V., Raunak, V., Ramasesh, V. V., Prabhu, V. U., Padmakumar, V., Srikumar, V., Fedus, W., Saunders, W., Zhang, W., Vossen, W., Ren, X., Tong, X., Zhao, X., Wu, X., Shen, X., Yaghoobzadeh, Y., Lakretz, Y., Song, Y., Bahri, Y., Choi, Y., Yang, Y., Hao, Y., Chen, Y., Belinkov, Y., Hou, Y., Hou, Y., Bai, Y., Seid, Z., Zhao, Z., Wang, Z., Wang, Z. J., Wang, Z., and Wu, Z. Beyond the imitation game: Quantifying and extrapolating the capabilities of language models. *Trans. Mach. Learn. Res.*, 2023, 2023a. URL <https://openreview.net/forum?id=uyTL5Bvosj>.

Srivastava, A., Rastogi, A., Rao, A., Shoeb, A. A. M., Abid, A., Fisch, A., Brown, A. R., Santoro, A., Gupta, A., Garriga-Alonso, A., Kluska, A., Lewkowycz, A., Agarwal, A., Power, A., Ray, A., Warstadt, A., Kocurek, A. W., Safaya, A., Tazarv, A., Xiang, A., Parrish, A., Nie, A., Hussain, A., Askell, A., Dsouza, A., Slone, A., Rahane, A., Iyer, A. S., Andreassen, A., Madotto, A., Santilli, A., Stuhlmüller, A., Dai, A. M., La, A., Lampinen, A. K., Zou, A., Jiang, A., Chen, A., Vuong, A., Gupta, A., Gottardi, A., Norelli, A., Venkatesh, A., Gholami-davoodi, A., Tabassum, A., Menezes, A., Kirubakaran, A., Mullokandov, A., Sabharwal, A., Herrick, A., Efrat, A., Erdem, A., Karakas, A., Roberts, B. R., Loe, B. S., Zoph, B., Bojanowski, B., Özyurt, B., Hedayatnia, B., Neyshabur, B., Inden, B., Stein, B., Ekmekci, B., Lin, B. Y., Howald, B., Orinion, B., Diao, C., Dour, C., Stinson, C., Argueta, C., Ramírez, C. F., Singh, C., Rathkopf, C., Meng, C., Baral, C., Wu, C., Callison-Burch, C., Waites, C., Voigt, C., Manning, C. D., Potts, C., Ramirez, C., Rivera, C. E., Siro, C., Raffel, C., Ashcraft, C., Garbacea, C., Sileo, D., Garrette, D., Hendrycks, D., Kilman, D., Roth, D., Freeman, D., Khashabi, D., Levy, D., González, D. M., Perszyk, D., Hernandez, D., Chen, D., Ippolito, D., Gilboa, D., Dohan, D., Drakard, D., Jurgens, D., Datta, D., Ganguli, D., Emelin, D., Kleyko, D., Yuret, D., Chen, D., Tam, D., Hupkes, D., Misra, D., Buzan, D., Mollo, D. C., Yang, D., Lee, D., Schrader, D., Shutova, E., Cubuk, E. D., Segal, E., Hagerman, E., Barnes, E., Donoway, E., Pavlick, E., Rodolà, E., Lam, E., Chu, E., Tang, E., Erdem, E., Chang, E., Chi, E. A., Dyer, E., Jerzak, E. J., Kim, E., Manyasi, E. E., Zheltonozhskii, E., Xia, F., Siar, F., Martínez-Plumed, F., Happé, F., Chollet, F., Rong, F., Mishra, G., Winata, G. I., de Melo, G., Kruszewski, G., Parascandolo, G., Mariani, G., Wang, G., Jaimovitch-López, G., Betz, G., Gur-Ari, G., Galijasevic, H., Kim, H., Rashkin, H., Hajishirzi, H., Mehta, H., Bogar, H., Shevlin, H., Schütze, H., Yakura, H., Zhang,

- H., Wong, H. M., Ng, I., Noble, I., Jumelet, J., Geissinger, J., Kernion, J., Hilton, J., Lee, J., Fisac, J. F., Simon, J. B., Koppel, J., Zheng, J., Zou, J., Kocon, J., Thompson, J., Wingfield, J., Kaplan, J., Radom, J., Sohl-Dickstein, J., Phang, J., Wei, J., Yosinski, J., Novikova, J., Bosscher, J., Marsh, J., Kim, J., Taal, J., Engel, J. H., Alabi, J., Xu, J., Song, J., Tang, J., Waweru, J., Burden, J., Miller, J., Balis, J. U., Batchelder, J., Berant, J., Frohberg, J., Rozen, J., Hernández-Orallo, J., Boudeman, J., Guerr, J., Jones, J., Tenenbaum, J. B., Rule, J. S., Chua, J., Kanclerz, K., Livescu, K., Krauth, K., Gopalakrishnan, K., Ignatyeva, K., Markert, K., Dhole, K. D., Gimpel, K., Omondi, K., Mathewson, K. W., Chiafullo, K., Shkaruta, K., Shridhar, K., McDonell, K., Richardson, K., Reynolds, L., Gao, L., Zhang, L., Dugan, L., Qin, L., Ochando, L. C., Morency, L., Moschella, L., Lam, L., Noble, L., Schmidt, L., He, L., Colón, L. O., Metz, L., Senel, L. K., Bosma, M., Sap, M., ter Hoeve, M., Farooqi, M., Faruqi, M., Mazeika, M., Baturan, M., Marelli, M., Maru, M., Ramírez-Quintana, M. J., Tolkiehn, M., Giulianelli, M., Lewis, M., Potthast, M., Leavitt, M. L., Hagen, M., Schubert, M., Baitemirova, M., Arnaud, M., McElrath, M., Yee, M. A., Cohen, M., Gu, M., Ivanitskiy, M. I., Starritt, M., Strube, M., Swedrowski, M., Bevilacqua, M., Yasunaga, M., Kale, M., Cain, M., Xu, M., Suzgun, M., Walker, M., Tiwari, M., Bansal, M., Aminnaseri, M., Geva, M., Gheini, M., T., M. V., Peng, N., Chi, N. A., Lee, N., Krakover, N. G., Cameron, N., Roberts, N., Doiron, N., Martinez, N., Nangia, N., Deckers, N., Muennighoff, N., Keskar, N. S., Iyer, N., Constant, N., Fiedel, N., Wen, N., Zhang, O., Agha, O., Elbaghdadi, O., Levy, O., Evans, O., Casares, P. A. M., Doshi, P., Fung, P., Liang, P. P., Vicol, P., Alipoormolabashi, P., Liao, P., Liang, P., Chang, P., Eckersley, P., Htut, P. M., Hwang, P., Milkowski, P., Patil, P., Pezeshkpour, P., Oli, P., Mei, Q., Lyu, Q., Chen, Q., Banjade, R., Rudolph, R. E., Gabriel, R., Habacker, R., Risco, R., Millière, R., Garg, R., Barnes, R., Saurous, R. A., Arakawa, R., Raymaekers, R., Frank, R., Sikand, R., Novak, R., Sitelew, R., LeBras, R., Liu, R., Jacobs, R., Zhang, R., Salakhutdinov, R., Chi, R., Lee, R., Stovall, R., Teehan, R., Yang, R., Singh, S., Mohammad, S. M., Anand, S., Dillavou, S., Shleifer, S., Wiseman, S., Gruetter, S., Bowman, S. R., Schoenholz, S. S., Han, S., Kwatra, S., Rous, S. A., Ghazarian, S., Ghosh, S., Casey, S., Bischoff, S., Gehrmann, S., Schuster, S., Sadeghi, S., Hamdan, S., Zhou, S., Srivastava, S., Shi, S., Singh, S., Asaadi, S., Gu, S. S., Pachchigar, S., Toshniwal, S., Upadhyay, S., Debnath, S. S., Shakeri, S., Thormeyer, S., Melzi, S., Reddy, S., Makini, S. P., Lee, S., Torene, S., Hatwar, S., Dehaene, S., Divic, S., Ermon, S., Biderman, S., Lin, S., Prasad, S., Piantadosi, S. T., Shieber, S. M., Mishnerghi, S., Kiritchenko, S., Mishra, S., Linzen, T., Schuster, T., Li, T., Yu, T., Ali, T., Hashimoto, T., Wu, T., Desbordes, T., Rothschild, T., Phan, T., Wang, T., Nkinyili, T., Schick, T., Kornev, T., Tunduny, T., Gerstenberg, T., Chang, T., Neeraj, T., Khot, T., Shultz, T., Shaham, U., Misra, V., Demberg, V., Nyamai, V., Raunak, V., Ramasesh, V. V., Prabhu, V. U., Padmakumar, V., Srikumar, V., Fedus, W., Saunders, W., Zhang, W., Vossen, W., Ren, X., Tong, X., Zhao, X., Wu, X., Shen, X., Yaghoobzadeh, Y., Lakretz, Y., Song, Y., Bahri, Y., Choi, Y., Yang, Y., Hao, Y., Chen, Y., Belinkov, Y., Hou, Y., Hou, Y., Bai, Y., Seid, Z., Zhao, Z., Wang, Z., Wang, Z. J., Wang, Z., and Wu, Z. Beyond the imitation game: Quantifying and extrapolating the capabilities of language models. *Trans. Mach. Learn. Res.*, 2023, 2023b. URL <https://openreview.net/forum?id=uyTL5Bvosj>.
- Suzgun, M., Scales, N., Scharli, N., Gehrmann, S., Tay, Y., Chung, H. W., Chowdhery, A., Le, Q. V., Chi, E. H., Zhou, D., and Wei, J. Challenging big-bench tasks and whether chain-of-thought can solve them. *Annual Meeting of the Association for Computational Linguistics*, 2022. doi: 10.48550/arXiv.2210.09261.
- Ullman, T. Large language models fail on trivial alterations to theory-of-mind tasks. *arXiv preprint arXiv: 2302.08399*, 2023.
- Weiss, G., Goldberg, Y., and Yahav, E. Thinking like transformers. In Meila, M. and Zhang, T. (eds.), *Proceedings of the 38th International Conference on Machine Learning, ICML 2021, 18-24 July 2021, Virtual Event*, volume 139 of *Proceedings of Machine Learning Research*, pp. 11080–11090. PMLR, 2021. URL <http://proceedings.mlr.press/v139/weiss21a.html>.
- Xu, N. and Ma, X. Llm the genius paradox: A linguistic and math expert’s struggle with simple word-based counting problems. *North American Chapter of the Association for Computational Linguistics*, 2025. doi: 10.18653/v1/2025.naacl-long.172.
- Yehudai, G., Kaplan, H., Ghandeharioun, A., Geva, M., and Globerson, A. When can transformers count to n? *arXiv preprint arXiv: 2407.15160*, 2024.
- Zhang, X., Cao, J., and You, C. Counting ability of large language models and impact of tokenization. *arXiv preprint arXiv: 2410.19730*, 2024.
- Zhou, H., Bradley, A., Littwin, E., Razin, N., Saremi, O., Susskind, J. M., Bengio, S., and Nakkiran, P. What algorithms can transformers learn? A study in length generalization. In *The Twelfth International Conference on Learning Representations, ICLR 2024, Vienna, Austria, May 7-11, 2024*. OpenReview.net, 2024. URL <https://openreview.net/forum?id=AssIuHnmHX>.

Zhu, B., Frick, E., Wu, T., Zhu, H., Ganesan, K., Chiang, W.-L., Zhang, J., and Jiao, J. Starling-7b: Improving helpfulness and harmlessness with RLAIIF. In *First Conference on Language Modeling*, 2024. URL <https://openreview.net/forum?id=GqDntYTTbk>.

## A. Question Creation

For each semantic class, we select four different ranges: (7, 17), (85, 115), or (550, 650). For each range, 20 different questions are created for the same counting task. The list of inputs is created by sampling a random number of items from the corresponding range for each experiment without allowing duplicates. Then, the tasks are built by filling in the prompts for each task, as detailed in Section D.

Each semantic class has its own factory in the code, and each factory samples randomly using different methods for that semantic class. Chemicals, cities, and symbols are randomly sampled from in-house databases. The chemicals database was created by taking all IUPAC names present in the ChemPile-mLIFT dataset (Mirza et al., 2025). Cities and symbols were mined from dedicated webpages (GeoNames, 2025; coo, 2025). Addresses, names, and phone numbers are generated using the Python package Faker (joke2k, 2026). Faker manages its own random sampling, but it’s initialized only once to avoid not actually doing random sampling when it’s initialized for each group of questions. Faker allows us to choose from different locations for the three variables and between genders for the names. For the results reported in the paper, the items were sampled without regard to any of them, and mixing was performed across the following locations: [ "en\_US", "en\_GB", "es\_ES", "fr\_FR", "de\_DE", "ja\_JP", "zh\_CN" ]. We also verified if some bias existed for one location or gender (results are detailed in Section J). The seed for all the random processes is set to 42, including the one used by Faker.

## B. Initial Observations

### B.1. Answer as Round Numbers when Uncertain

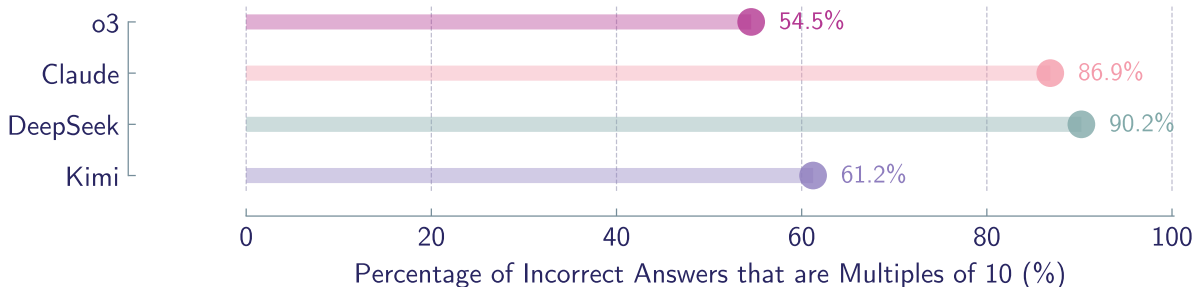


Figure B.1. Percentage of incorrect answers that models answer with a number multiple of 10.

In the initial experiments, we observed that models tend to answer round numbers when hallucinating or uncertain. To demonstrate this, in Figure B.1 we show the percentage of incorrect answers that were rounded to the nearest 10. We observe that all models are above 50%, with some relatively close to 100%.

### B.2. Separator Comparison

In the initial experiments, we also ablate whether there are any substantial differences in using different separators between the items of the lists. Thus, we evaluated three different separators: comma (,), semicolon (;), and the pipe (|).

Figure B.2 shows there are no notable differences between separators. As a conclusion of this, we decided to go with the pipe for all the experiments as it is the most intuitive, avoiding possible ambiguities (e.g., with addresses).

## C. Model Settings

For all of our experiments, we used the recommended settings by the companies that trained each model. Table C.1 details the configuration for each.



Figure B.2. Figure showing that the separator used to separate the different semantic classes in the list does not play a big role, and only significant differences are observed for chemicals. For the experiments above, we use the “pipe” (|).

Table C.1. **Model settings used in WhatCounts.** The parameters in the table are the only ones modified; everything else we used the default values provided by the providers.

Parameter	o3	Claude	DeepSeek	Kimi
Temperature	1.0	0.0	0.6	0.6
Top-p	1.0	1.0	0.95	1.0
Max tokens	100000	64000	128000	16000
Reasoning effort	medium	-	-	-

## D. Prompts

*Listing 1. Prompt used for the counting task reported in Section 3*

```
{input_text}

How many {field_name()} are above?
```

where `input_text` is the list of items, and `field_name` is the specific semantic class to count (e.g., chemical, full person names).

*Listing 2. Prompt used when mentioning the separator*

```
{input_text}

How many {field_name} separated by '{separator}' are above?"
```

where `input_text` is the list of items, `field_name` is the specific semantic class to count (e.g., addresses), and `separator` is the separator used in the list, for our experiments always the “pipe” (`|`).

### D.1. Agent Prompts

*Listing 3. System prompt used in the production-ready ablation*

```
You are an assistant that processes batches of items through an API.

When given a list of items separated by |, you must call submit_batch with:
1. items: The list of items (each item as a separate string, trimmed of whitespace)
2. n_items: The exact count of items

You have access to two tools:
- execute_python: Run Python code to help parse items or count them. Use print() to see
  output. Python state does not persist.
- submit_batch: Submit the final batch when ready.

The API validates that n_items matches len(items). Count carefully.
You have up to 5 tool calls to complete the task. You MUST call submit_batch to finish.
```

*Listing 4. User prompt in the production-ready ablation*

```
Process these items by calling submit_batch:

{items_text}
```

where `items_text` is the pipe-separated list of items.

## E. Tools Descriptions

*Listing 5. Python tool used in the production-ready experiment*

```
{
  "type": "function",
  "function": {
    "name": "execute_python",
    "description": (
      "Execute Python code and return the output. Use this to help parse "
      "items, count them, or verify your work before submitting. "
      "Use print() to see results."
    ),
    "parameters": {
      "type": "object",
```

```

        "properties": {
            "code": {
                "type": "string",
                "description": "Python code to execute. Use print() to output
results.",
            }
        },
        "required": ["code"],
    },
},
}

```

*Listing 6.* Submit batch tool used in the production-ready experiment

```

{
    "type": "function",
    "function": {
        "name": "submit_batch",
        "description": (
            "Submit a batch of items for processing. You MUST provide both the items "
            "and the exact count of items. The count is used as an integrity check. "
            "Call this when you are ready to submit your final answer."
        ),
        "parameters": {
            "type": "object",
            "properties": {
                "items": {
                    "type": "array",
                    "items": {"type": "string"},
                    "description": "The list of items to process",
                },
                "n_items": {
                    "type": "integer",
                    "description": "The number of items in the list (must match len(
items) exactly)",
                },
            },
            "required": ["items", "n_items"],
        },
    },
}

```

## F. Detailed Results

### F.1. Overall Results

Figure F.3 shows the detailed results for the counting task for each of the six evaluated semantic classes, and over the four ranges that we considered.

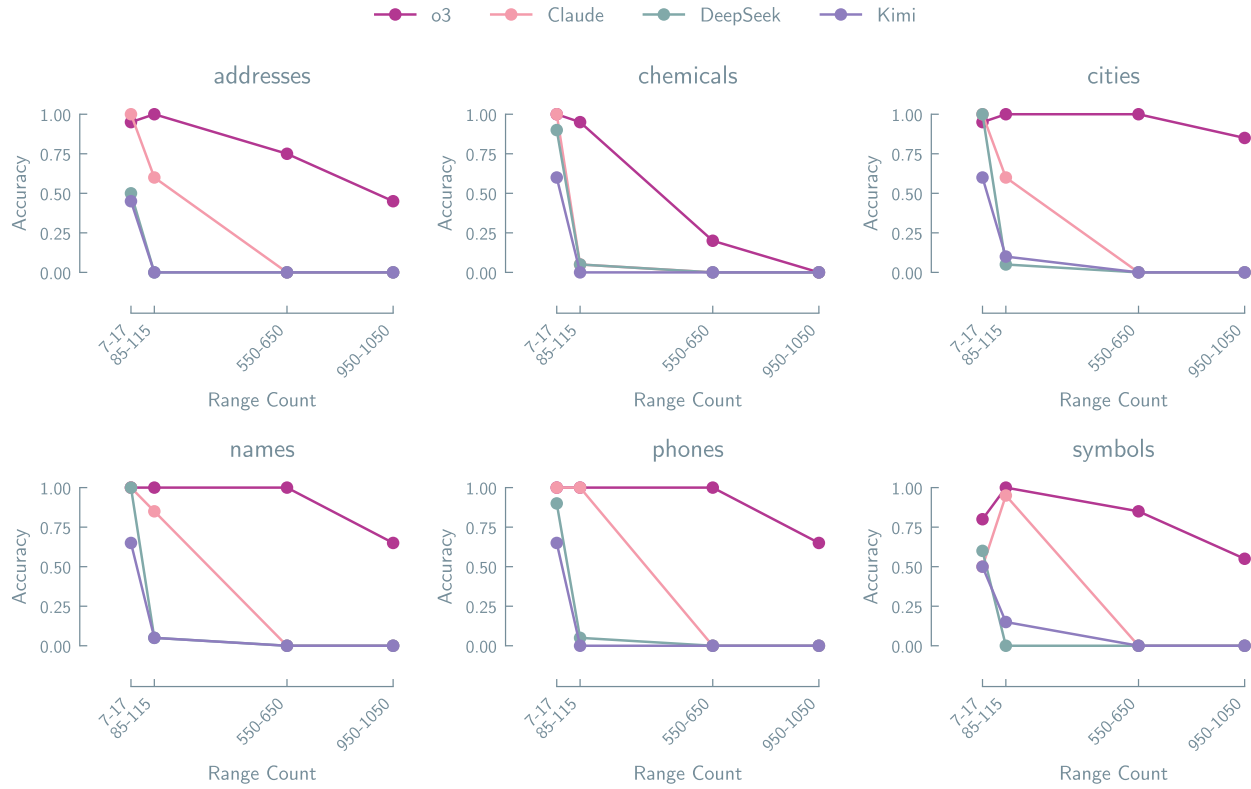


Figure F.3. **Detailed results for the counting task.** The results show very different behaviors for the different semantic classes that are consistent over the evaluated models.

We observe that for the semantic classes with the highest semantic gaps, the accuracy scores fall already for shorter ranges, showing even not really good scores for the shortest range (counts between seven and seventeen items).

## F.2. Token-count Dependence

We run the ablation by selecting items that fit within a range of tokens rather than just picking the count. The token ranges considered were (99, 101), (999, 1001), and (9999, 10001), giving a 10 % margin. This is that, for example, when randomly picking items for the cities list, it will sample until the list token count falls within the range 99 to 101 tokens, plus or minus the 10 % range. The margin was added to make it easier for the algorithm to find lists within the range, especially for token-heavy classes such as addresses. As in the previous experiment, and in all experiments we run, for each range and semantic class, 20 different questions are used to account for statistical factors.

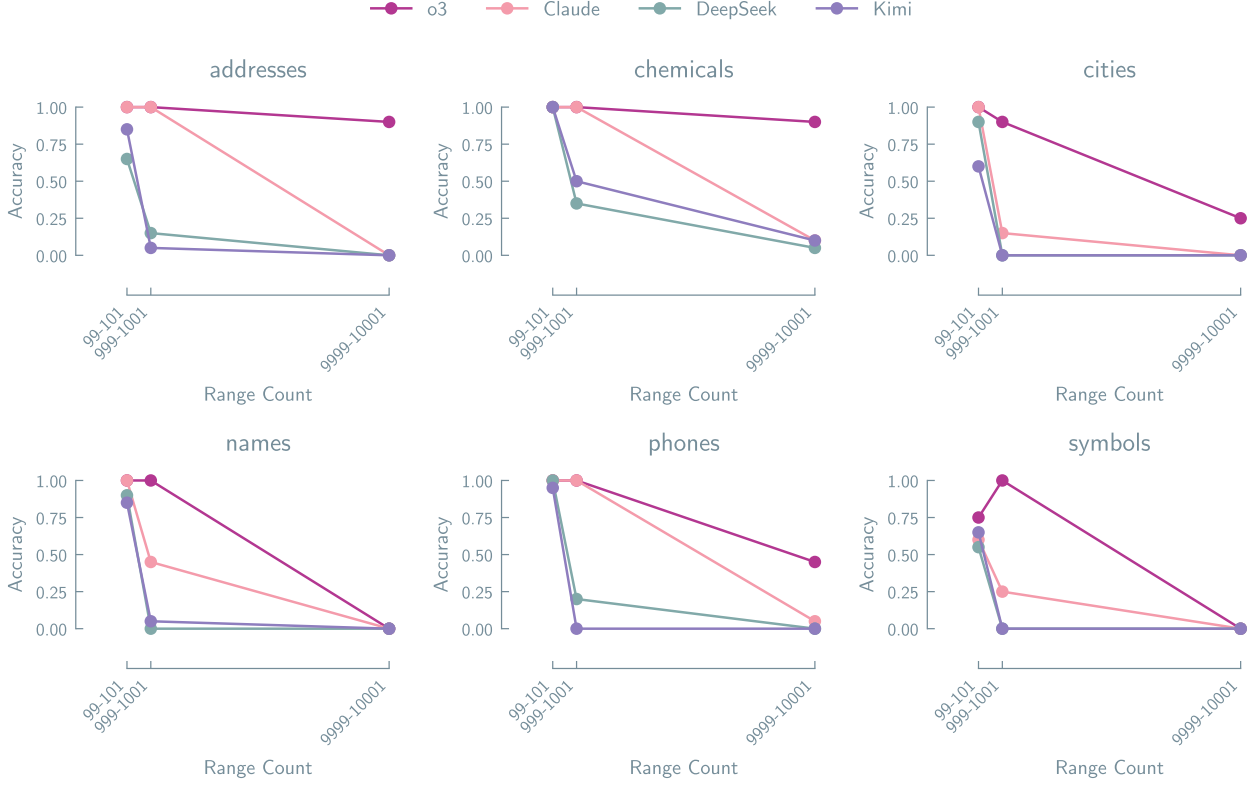


Figure F.4. **Figure representing the token-count control ablation experiment.** We observe that despite the trends being different compared to the original counting task, invariance between the different semantic classes still exists for all the models.

Figure F.4 shows the results of fixing the number of tokens in the list. We see that there is still significant invariance across classes, demonstrating that the token count cannot explain the semantic fragility we report.

### F.3. Explicit Separator Dependence

To ensure that the identification of the separator used in the list poses no problem to the models, we run the ablation experiment in which we modify the input prompt to explicitly mention the separator that is used in the list.

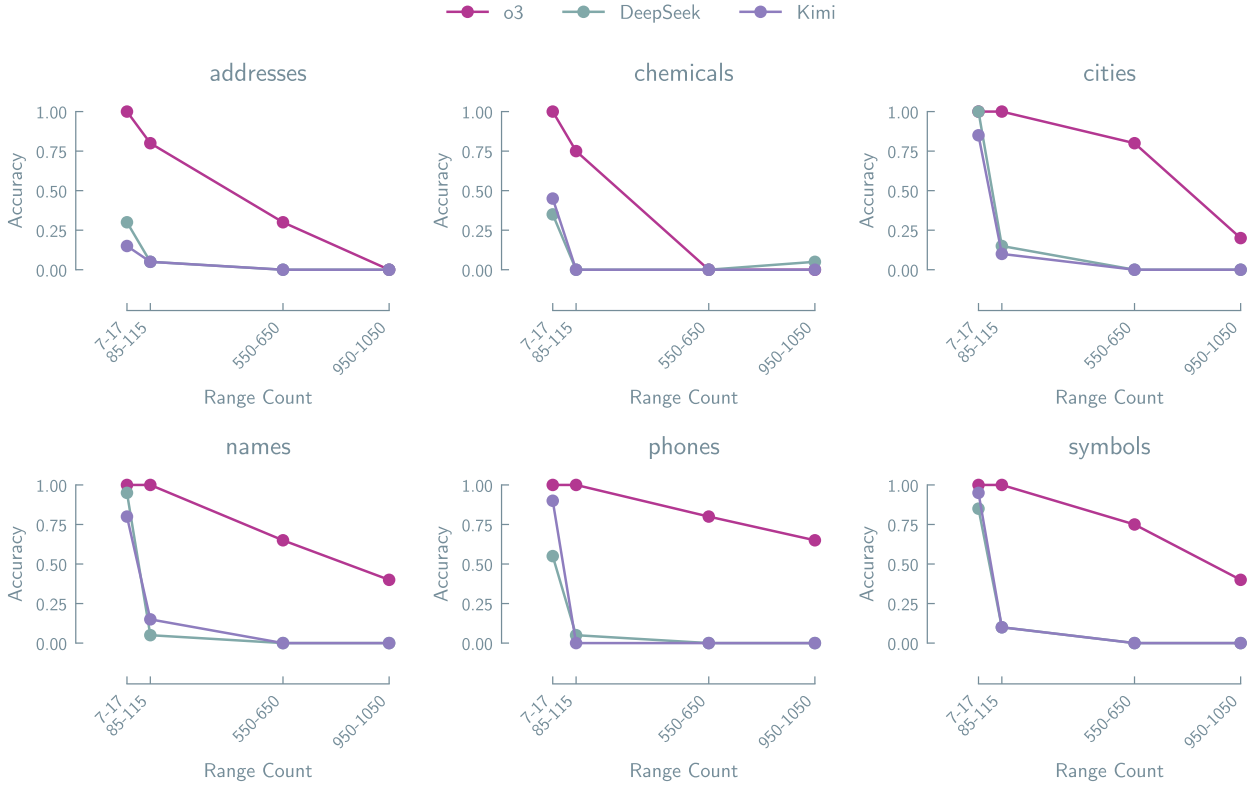


Figure F.5. Results for the ablation of explicitly mentioning the separator in the prompt. We observe no differences with respect to the counting task when the separator is not mentioned.

Figure F.5 shows the extended results when the models are prompted to count while also being told what the separator used was. The results show still a very high variance among the different variables, resulting in very similar trends as when not mentioning the separator.

#### F.4. Identification Experiment

To evaluate how good the identification of the models is, and thus clarify if models fail because of this or because of the aggregation, we designed the ablation of prompting the models to return the list with the items wrapped between XML tags.

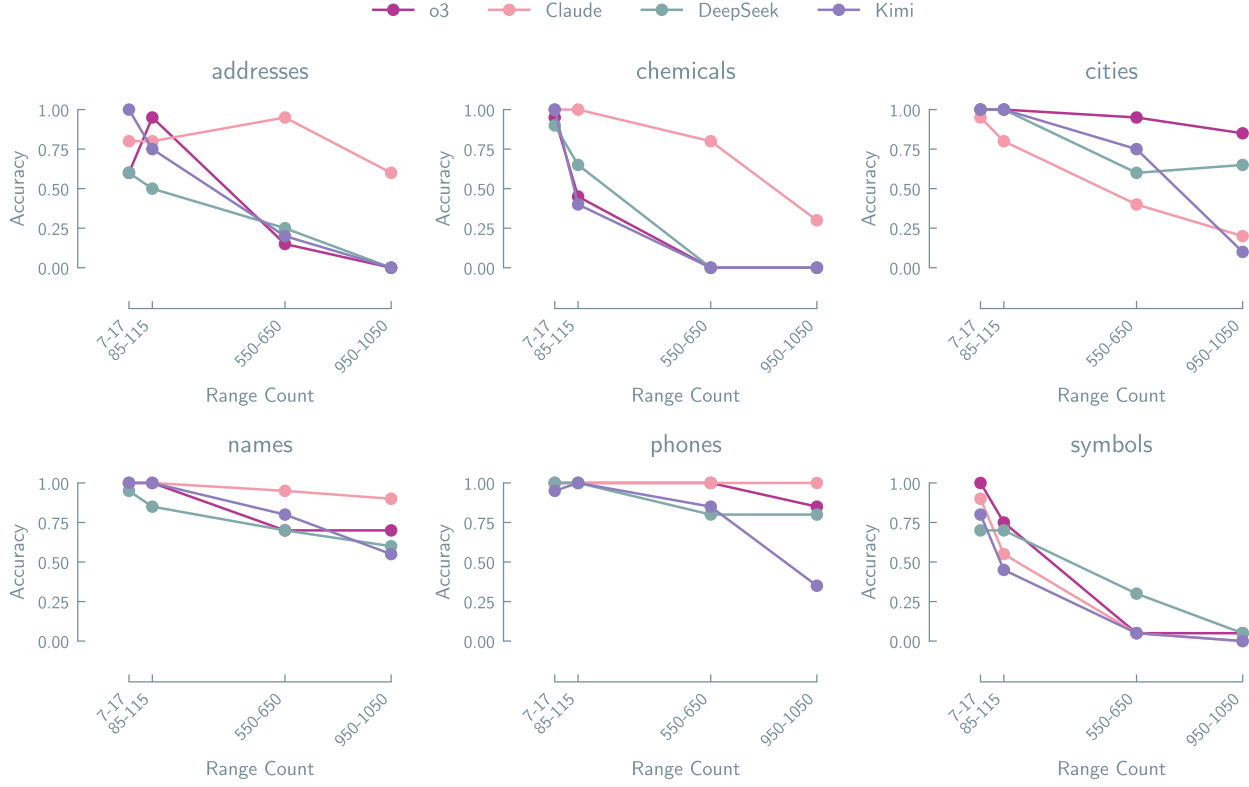


Figure F.6. Figure representing the wrapping the items ablation. The scores are detailed for each class and each of the four ranges. We observe that the models are able to identify the items better than they can count them (Figure F.3).

Figure F.6 shows the results for the wrapping ablation, detailed for each semantic class and for the ranges used. These results show that the models are better at identifying items in the list than at counting them. However, there is still a significant semantic gap, as the performance on this task for these ablations varies across semantic classes.

### F.5. Aggregation Detailed Results

To evaluate the aggregation ability of the models when doing the counting task, and trying to identify the underlying reason for the semantic variability, we wrapped the items in the input lists between XML tags.

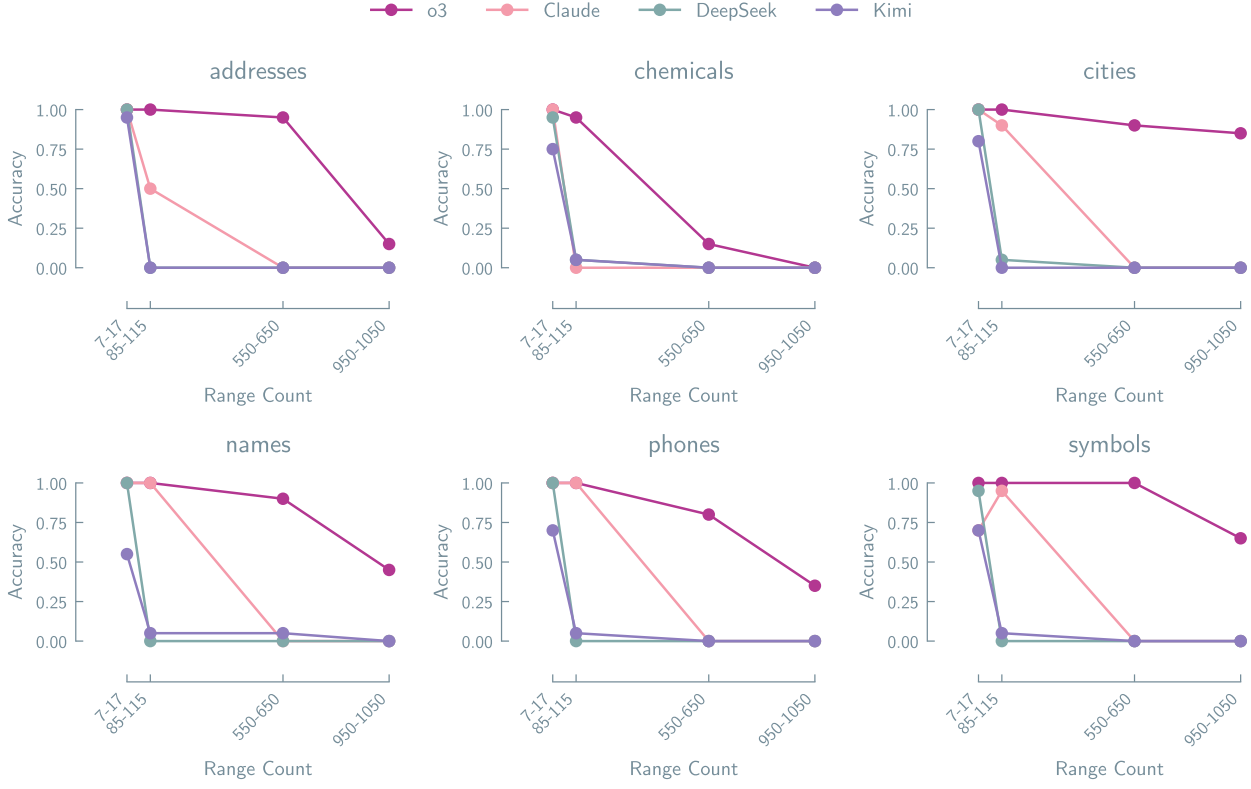


Figure F.7. Aggregation of clearly identified items still show substantial semantic dependence. We observe no big differences in the trends when prompted the models to count without XML tags wrapping the items.

### F.6. Token-distribution Dependence

To determine how the token distribution in each semantic class affects the performance in the counting task, we run the experiment in which we shuffle the tokens of each item in the list.

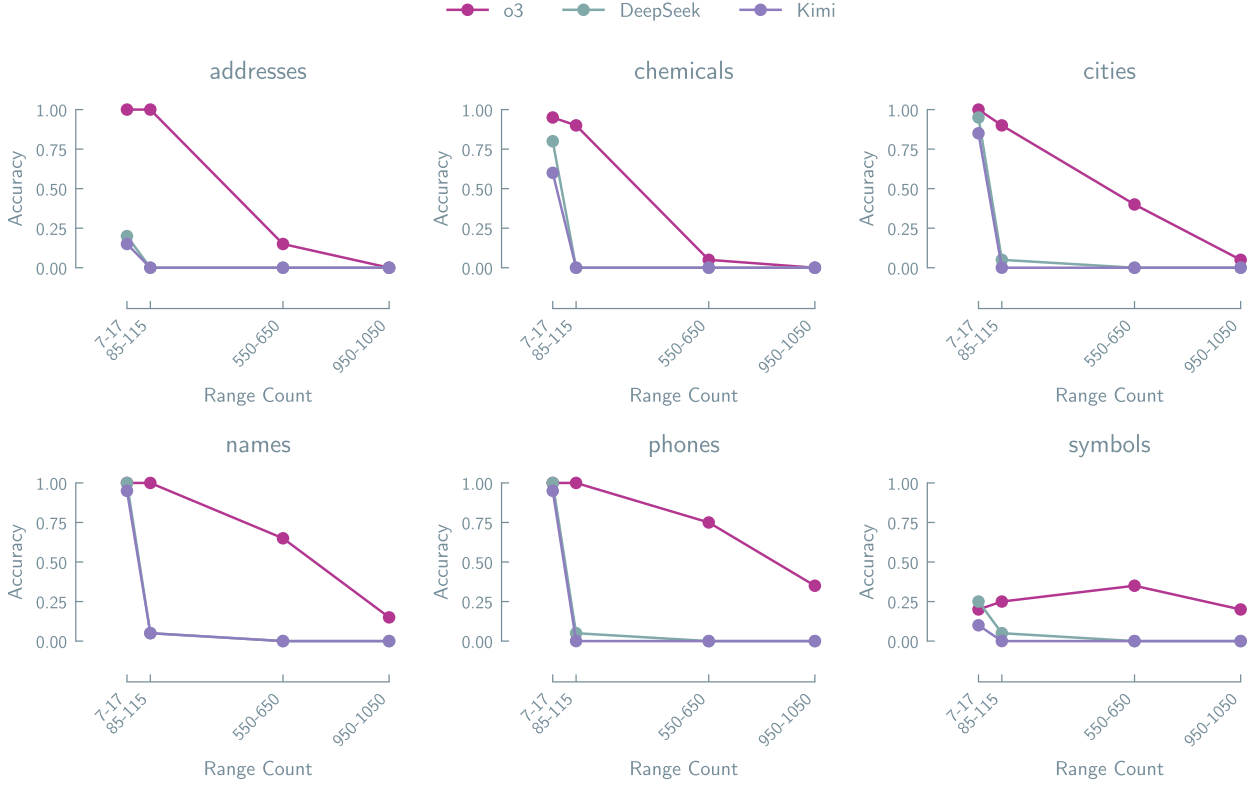


Figure F.8. Detailed results for the ablation when shuffling the tokens of the items in the list. We see that there is still a big variance between the different semantic classes, suggesting that the token distribution does not affect all classes the same way.

Figure F.8 shows the results when shuffling the tokens of the items in the list. It is possible to see that the performance still changes for the different semantic classes.

As shuffling without mentioning the separator might seem unfair, since the items might have lost all meaning. Thus, we run the same experiment but using the prompt in Listing 2. The results in Figure F.9 show no big differences with respect to the counting task without shuffling, suggesting that models learn the underlying token distribution rather than the meaning of those tokens.

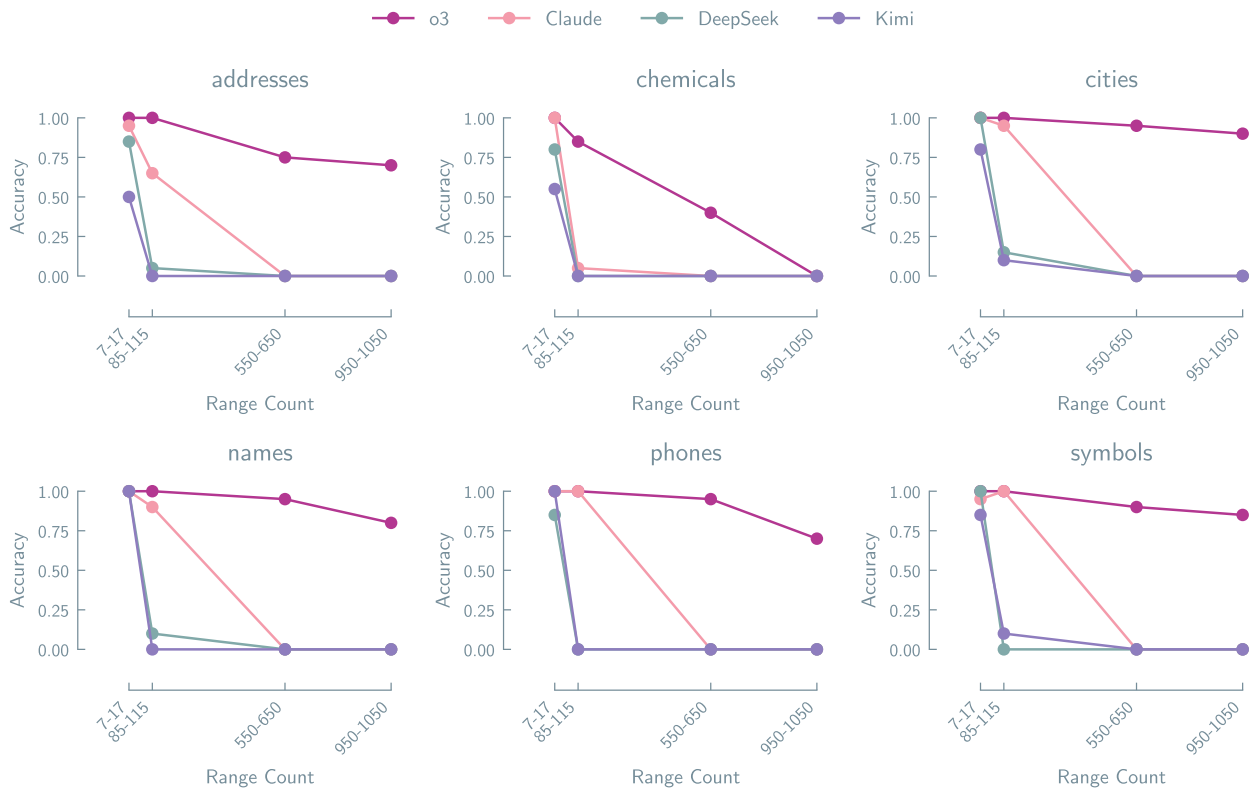


Figure F9. Detailed results for the ablation when shuffling the tokens of the items in the list, and explicitly mentioning the separator in the prompt.

*Table G.2. Table showing the complexity distribution for each of the studied semantic classes.* The table illustrates the complexity of each of the semantic classes using two metrics: the Kolmogorov complexity, which measures how compressible the classes (per entity) or list of items (full input) are, and the number of tokens per class. Chemicals are more complex according to both metrics because of the single-character tokens present in the IUPAC notation, such as brackets, numbers, and other symbols.

Entity Type	Kolmogorov complexity		Tokens/Entity
	Full input	Per entity	
Addresses	10818.52	59.65	13.99
Chemicals	9644.51	89.90	41.15
Cities	3053.21	29.89	3.32
Names	3286.52	35.48	4.76
Phones	3571.99	33.85	7.38
Symbols	1888.51	24.12	2.85
Overall	5377.21	45.84	12.33

### G. Semantic class Complexity

To study whether the token counts for the different classes affect the count, we can check them across all the lists for which the models were evaluated (excluding those from Claude, as its tokenizer is not available). Thus, in Table G.2 we show the tokens per entity for the different classes, and in addition, the Kolmogorov complexity, that have been suggested as a measure of what LLMs “prefer” (Goldblum et al., 2023).

While the complexity of an item (like a long chemical formula) does make tasks harder, it does not fully explain our results. If complexity were the only factor, performance would steadily decline as items become more complex. However, we find that simple items like symbols can be surprisingly difficult, while some complex items like phone numbers are managed well.

## H. DPO and PPO Comparison

The work of Ivison et al. (2024) trained six different models in 60K data regimes using the same training configuration and only changing the dataset and training method, three of them using DPO, and three using PPO. Table H.3 details the accuracy observed for the six of them, and the difference between them. We observe no big differences between different methods for the same datasets-based model.

*Table H.3. Comparison between the evaluation of DPO and PPO models.* The table shows the accuracy of the DPO and PPO models, as well as the difference between those trained on the same dataset. The results are averaged across all ranges and detailed for each class.

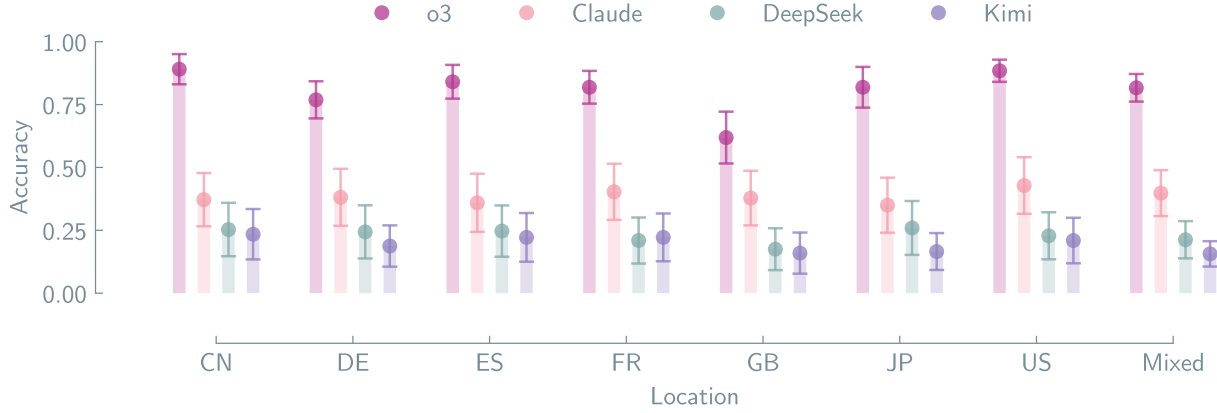
Model	Addresses	Chemicals	Cities	Names	Phones	Symbols	Overall
Base	0.16	0.21	0.24	0.31	0.20	0.19	0.22
<b>StackExchange</b>							
DPO	0.12	0.19	0.17	0.30	0.21	0.20	0.20
PPO	0.10	0.21	0.19	0.28	0.20	0.20	0.20
$\Delta$ (DPO - PPO)	+0.02	-0.02	-0.01	+0.02	+0.01	0.00	+0.00
<b>HH-RLHF</b>							
DPO	0.09	0.20	0.19	0.28	0.30	0.19	0.21
PPO	0.11	0.23	0.16	0.30	0.23	0.16	0.20
$\Delta$ (DPO - PPO)	-0.02	-0.03	+0.02	-0.02	+0.07	+0.02	+0.01
<b>Nectar</b>							
DPO	0.09	0.24	0.21	0.24	0.25	0.19	0.20
PPO	0.10	0.20	0.25	0.24	0.29	0.18	0.21
$\Delta$ (DPO - PPO)	-0.01	+0.04	-0.04	0.00	-0.04	+0.01	-0.01

## I. Finetunings Performance in GSM8K

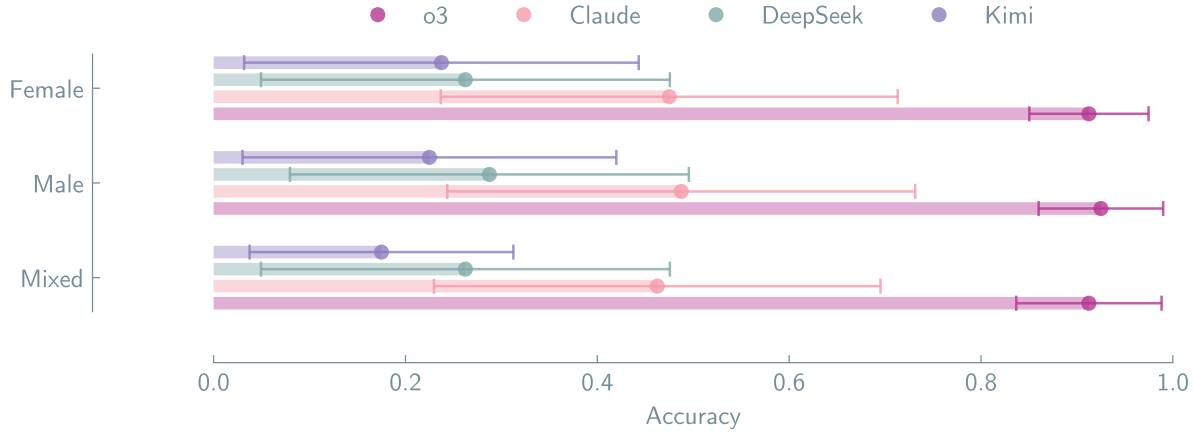
To evaluate how the same training regime, but on different datasets behave in other popular benchmarks, we run the same models from Ivison et al. (2024) in GSM8K (Cobbe et al., 2021).

*Table I.4. Results of running the finetuned models in GSM8K.* We observe that the differences between models are not very big, as the semantic gap variation in WhatCounts.

Model	Accuracy (%)	Difference (%)
Base	46.17	–
DPO-HH	45.03	-1.14
DPO-Nectar	43.75	-2.43
DPO-Stack	44.88	-1.29
PPO-HH	47.08	+0.91
PPO-Nectar	46.10	-0.08
PPO-Stack	45.87	-0.30



**Figure J.10. Results of evaluating on specific locations.** Mixed stands for the experiment reported in Figure 2 where the items were picked by sampling from all the locations. The scores in the plot are the average across the four evaluated classes in this experiment (addresses, cities, names, and phones), along with the different ranges. The results show that there are no trends among the evaluated models, indicating that classes based on a specific country do not lead to a larger semantic gap.



**Figure J.11. Results of evaluating on one specific gender.** The figure shows the results for each gender, and when mixed (Figure 2). Note that this experiment only considers the class names. We observe no trends among models, suggesting that gender does not contribute to or influence the semantic gap in any way.

## J. Location and Gender Analysis

To study whether the different origins of some of the semantic classes might have an influence on the accuracy of the models, for the classes of names, addresses, cities, and phones, we created tasks created solely on different locations (the US, Great Britain, Spain, France, Germany, Japan, and China). This, for example, limits the list to only those from the US, or for the other locations.

Figure J.10 shows that when focusing the evaluation only on the semantic classes based on a simple location or country, no trends are observed, suggesting that different location-based classes do not increase the semantic gap.

Similarly, we also investigated whether gender can have an influence on the semantic gap observed for the named semantic class. For this, the lists of this experiment are specifically created using names from one gender or the other gender.

Figure J.11 on evaluating the effect when only considering one of the genders when evaluating counting names. It shows that there is no trend between the models, which means that the gender of the names does not influence the semantic gap.