

# Depth-Recurrent Attention Mixtures: Giving Latent Reasoning the Attention it Deserves

Jonas Knupp<sup>1 2 3</sup> Jan Hendrik Metzen<sup>1</sup> Jeremias Bohn<sup>4</sup> Georg Groh<sup>4</sup> Kristian Kersting<sup>2 5 6</sup>

## Abstract

Depth-recurrence facilitates latent reasoning by sharing parameters across depths. However, prior work lacks combined FLOP-, parameter-, and memory-matched baselines, underutilizes depth-recurrence due to partially fixed layer stacks, and ignores the bottleneck of constant hidden-sizes that restricts many-step latent reasoning. To address this, we introduce a modular framework of depth-recurrent attention mixtures (Dreamer), combining sequence attention, depth attention, and sparse expert attention. It alleviates the hidden-size bottleneck through attention along depth, decouples scaling dimensions, and allows depth-recurrent models to scale efficiently and effectively. Across language reasoning benchmarks, our models require 2 to  $8\times$  fewer training tokens for the same accuracy as FLOP-, parameter-, and memory-matched SOTA, and outperform ca.  $2\times$  larger SOTA models with the same training tokens. We further present insights into knowledge usage across depths, e.g., showing 2 to  $11\times$  larger expert selection diversity than SOTA MoEs.

## 1. Introduction

Reasoning language models are becoming the backbone of modern AI for various applications. They allow tackling complex problems by scaling test-time compute via chain-of-thought (CoT). But traditional CoT enforces verbalization in discrete natural language, which limits expressivity and results in long sequences that are computationally expensive to generate and train.

<sup>1</sup>Aleph Alpha Research, Heidelberg, Germany <sup>2</sup>Lab1141, Germany <sup>3</sup>Work started at Technical University of Munich, Germany <sup>4</sup>Research Group Social Computing, Technical University of Munich, Germany <sup>5</sup>Computer Science Department, TU Darmstadt, Germany <sup>6</sup>Hessian.AI, Germany. Correspondence to: Jonas Knupp <firstname.lastname at aleph-alpha-research dot com>.

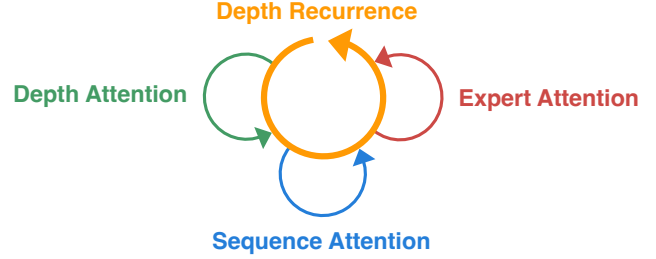


Figure 1. High-level illustration of our modular **depth-recurrent attention mixture (Dreamer)**. This instance combines sequence attention (SA), depth attention (DA), and expert attention (EA) in a single depth-recurrent (DR) layer. It facilitates **knowledge reuse**, **compositional generalization**, and **alleviates the hidden-size bottleneck**, leading to **better reasoning**, **data efficiency**, and **scaling behavior**. The **decoupled scaling dimensions** (#params, #FLOPs, depth, and latent memory size) are individually adjustable.

A potential solution is latent reasoning via depth recurrence (DR). By reusing parameters across depths, DR allows scaling the depth while keeping the model and its parameter count unchanged. This allows open-ended many-step reasoning in latent space along the depth dimension, offering an alternative to traditional CoT. “Latent CoT” in continuous space can increase reasoning efficiency, leveraging expressivity beyond natural language (Zhu et al., 2025a; Hao et al., 2024). Additionally, knowledge reuse across depths may improve parameter efficiency and compositional generalization, a crucial property for out-of-distribution performance.

However, there are two major bottlenecks for scaling DR: **Layer-size bottleneck**: Scaling a dense DR model is intractable, since the whole DR model is executed at each depth. To solve this, we decouple compute from parameters by using a sparse mixture of experts (MoE), with adjustments like low-rank and depth-position-encoded routing, to improve behavior in depth-recurrent settings.

**Hidden-size bottleneck**: Pushing more reasoning from the sequence into the depth dimension exacerbates the hidden-size bottleneck, which limits complex latent reasoning due to a constant hidden-state size. Attention already solves the same issue observed in recurrent neural networks (RNNs) along the sequence dimension, leading to sequence attention (SA). We suggest to leverage the same principle along the depth dimension, thus leading to depth attention (DA).

After formulating MoEs as expert attention (EA), we arrive at a unified view of SA, DA, and EA as an attention mixture over sequence, depth, and experts. This provides a unification of knowledge access along all major dimensions via attention. Such a homogenous architecture may help to better understand and control model behavior, and facilitates modular extensibility via additional attention dimensions.

In summary, our main contributions are as follows:

1. **Methods:** We introduce depth-recurrent attention mixtures, a modular, unifying framework that combines sequence attention, depth attention, and sparse expert attention. It adapts sparse MoEs for depth recurrence and alleviates the hidden-size bottleneck, allowing depth-recurrent models to scale efficiently and effectively.
2. **Experiments:** We perform tightly FLOP-, parameter-, and memory-matched comparisons between our methods and SOTA MoEs, for isolated ablations of depth recurrence and depth attention. We show consistent, large accuracy gains for natural language reasoning.
3. **Analysis:** We provide insights into knowledge usage across depths, from the perspectives of depth attention and expert attention. In high resolution (with over thousand small experts), we quantify knowledge capacity allocation and reuse patterns across depths, and derive practical suggestions for model design.

## 2. Related Work

### Depth Recurrence and Parameter Sharing across Depth:

Depth-recurrent (DR) Transformers are introduced by [Dehghani et al. \(2018\)](#) While laying the groundwork, they miss FLOP-matched tests and use a dense DR core, making scaling intractable. To address the scalability bottleneck of dense DR, [Tan et al. \(2023\)](#) investigates DR with sparse MoEs. However, they still lack FLOP-matching and testing of natural language reasoning. [Csordás et al. \(2024\)](#) perform more rigorous and scaled experiments with sparse DR, showing slight benefits of DR. However, they lack sparse baselines for fair comparisons. Moreover, they rely on multi-layer DR cores, in contrast to our minimal, modular single-layer architecture. [Bai et al. \(2022\)](#); [Tan et al. \(2025\)](#); [Li et al. \(2025\)](#) investigates the reuse of MoE experts across (some adjacent) depths, thus resembling a form of partial/block-wise DR with MoEs. However, the partial DR prevents depth-generalized and open-ended latent reasoning. The same limitation applies to work of [Bae et al. \(2025\)](#), exploring DR with depth-specific LoRA-adapters as relaxation. In 2025, we saw a surge of work on DR, for natural language reasoning ([Saunshi et al., 2025](#); [Geiping et al., 2025](#); [Koishekenov et al., 2025](#); [Wu et al., 2025](#); [Zhu et al., 2025b](#); [McLeish et al., 2025](#)) and small models for

symbolic problems ([Darlow et al., 2025](#); [Wang et al., 2025a](#); [Jolicœur-Martineau, 2025](#)). Despite the intractability of scaling dense DR, most of these works use dense models. Moreover, as proposed by [Geiping et al. \(2025\)](#), many of them, especially for natural language, use dedicated encoders/decoders around the DR core. In contrast, we show that purely a single-layer DR core is sufficient. It can learn such dedicated roles of encoding/decoding on its own if useful, while maintaining a homogeneous architecture, maximizing knowledge reuse and facilitating interpretability and modular extensibility. Further, it allows batching of inference steps in different depths, e.g. for speculative decoding and/or batched sequences with different/dynamic depths. In addition, all mentioned works on DR so far ignore the hidden-size bottleneck, which becomes more pronounced as depth increases and more reasoning shifts from the sequence into the depth dimension. In contrast, our work addresses both hidden-size bottleneck and dense layer-size bottleneck.

### Other Latent Reasoning Approaches: [Jaegle et al. \(2021\)](#)

decouples input and latent reasoning dimensions by cross-attending to the input sequence from a latent, recurrent dimension. However, training is not naively parallelizable across the output sequence. As another alternative, [Hao et al. \(2024\)](#) generates continuous latent tokens between discrete I/O tokens in the sequence dimension. However, this neither supports naive sequence-parallel training nor leverages knowledge-reuse across depths. Moreover, latent steps extend the sequence length, thus increase memory and compute requirements. In contrast, our use of DR with depth attention operates on the depth dimension, overwriting keys/values of depth attention after each token, thus incurring only negligible compute and memory overhead, while still supporting sequence-parallel training.

### Depth Attention and Skip Connections:

As precursor to depth attention (DA), [Huang et al. \(2017\)](#) explores skip connections between all layers, although only for shallow convolution networks for vision. A different approach by [Pagliardini et al. \(2024\)](#) averages hidden-states from previous layers, weighted by fixed learned weights. [Xiao et al. \(2025\)](#) computes dynamic weights for such an aggregation via an MLP. All these methods still do not resemble proper dot-product attention along the depth. In contrast, [Fang et al. \(2023\)](#) and [Claster et al. \(2025\)](#) do use such proper DA. However, they only explore small models for vision, time-series, or sentiment analysis. Moreover, these works do not provide tightly FLOP-, parameter-, and memory-matched ablations by compensating for the small yet noticeable resource overhead of DA. Further, the effect of DA in the context of depth recurrence is still unexplored. This aspect is especially of interest because DA is designed to alleviate the hidden-size bottleneck, which may be even more beneficial for depth-recurrent models, since they are intended to scale in depth to support more complex latent reasoning.

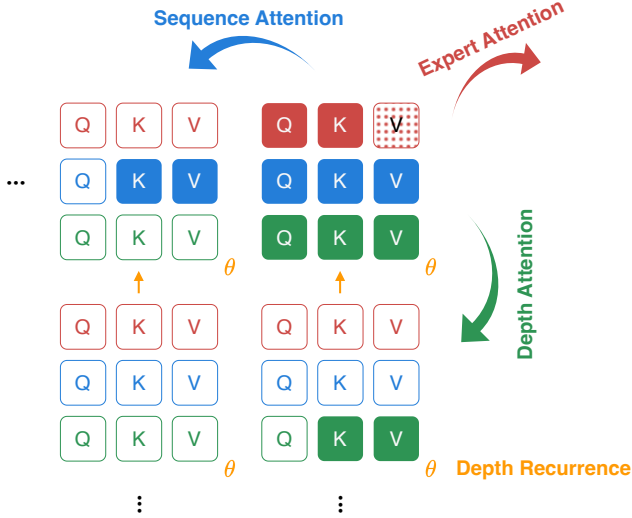


Figure 2. Unfolded high-level illustration of **depth-recurrent attention mixture (Dreamer)**. It shows the three attention dimensions in this instantiation: sequence attention (horizontal), depth attention (vertical), and expert attention (z-axis). Filled boxes indicate active elements in current/latest token and depth, while unfilled boxes are inactive. Q/K/V = query/key/value.

### 3. Methods

#### 3.1. Overview: Depth-Recurrent Attention Mixture

We construct a layer that combines attention over multiple dimensions. While such mixture of attention is proposed as general concept, the instantiation tested in this work comprises three orthogonal attention dimensions: sequence, depth, and experts. In our case, (only) the expert attention is sparse. The resulting layer is applied repeatedly, building up the depth, to facilitate latent recurrent reasoning, knowledge sharing across depths, and thus compositional generalization. Figure 1 depicts a high-level view over the architecture. Figure 2 shows the relation of queries, keys, and values by unfolding sequence and depth dimensions.

#### 3.2. Background: Attention

The (single-head) self-attention of Transformers (Vaswani et al., 2017) aggregates values  $V[m, v]$  via scaled dot-product between queries  $Q[m, k]$  and keys  $K[m, k]$ :

$$\text{Attn}(Q, K, V) = \sigma \left( \frac{QK^T}{\sqrt{k}} \right) V \quad (1)$$

By default, the activation function  $\sigma$  is defined as softmax with upper triangular mask for causal attention. The generalization to multi-head (Vaswani et al., 2017) and grouped-query attention (Ainslie et al., 2023) applies as usual.

#### Algorithm 1 Depth Attention

```

b, s, h = x.shape
x = x.view(b*s, 1, h) # merge seq to batch,
                        # create depth dim
y = attn(x, kv_cache) # attention as usual
y = y.view(b, s, h)  # recover seq dim
    
```

#### 3.3. Sequence Attention (SA)

The standard Transformer-like instance of Attn operates along the sequence dimension (i.e. Attn’s  $m \equiv$  sequence length). We therefore call it sequence attention (SA), to disambiguate our attention variants.  $Q$ ,  $K$ , and  $V$  are projected from normalized hidden-states. In our case,  $Q$  and  $K$  are position-encoded via RoPE (Su et al., 2024) and normalized via RMSNorm (Zhang & Sennrich, 2019).

#### 3.4. Depth Attention (DA)

Analogously to SA, depth attention (DA) applies a separate instance of attention over the previous depths of the same token (i.e. Attn’s  $m \equiv$  depth). One may see this as a transposed resp. vertical Transformer. Similar to how SA in standard Transformers alleviates the hidden-size bottleneck of RNNs in the sequence direction, DA alleviates the hidden-size bottleneck in the depth direction.

We can implement DA by treating the sequence as batch and the depth as sequence dimension. With a key-value cache and PyTorch, a basic implementation may look like in Algorithm 1. This allows leveraging existing optimized attention implementations for DA.

In DA, RoPE encodes the depth instead of sequence positions. Moreover, for DA we apply half of RoPE in reverse, i.e. starting at the maximum depth. This is to encode forward-looking information about the maximum depth, which may be dynamic (though not in our experiments).

KV-caching works as usual. But contrary to SA, we can drop/overwrite the cache for DA after each token during inference. This is because DA operates on a per-token cache across depths, in contrast to SA which operates on a per-depth cache across tokens. Hence, the memory overhead of DA is constant wrt. the sequence length and negligible compared to the usually much larger cache for SA.

#### 3.5. Expert Attention (EA)

We instantiate a third attention variant, now operating over MLP experts, hence the name expert attention (EA). This results in a mixture of experts (MoE). Accordingly, each value vector is computed by a separate MLP. Keys are provided as learnable fixed weights, as usual for MoEs. However, in contrast to standard MoEs, we compute the queries and

attention score logits like in DA. Hence, while being a form of MoE, EA retains characteristics of attention: low-rank attention scores via queries and keys, for efficiently scaling the number of experts; and (depth) position encodings like DA, in order to facilitate depth-dependent expert selection.

To efficiently scale the (depth-recurrent) layer, we use sparse attention scores, resulting in a sparse MoEs, i.e. only a subset of experts have to be executed. Since sparsity introduces non-differentiability and balancing challenges, we leverage routing and balancing strategies similar to DeepSeek-V3 (Liu et al., 2024). Accordingly, we define the attention activation function of EA as

$$\begin{aligned} \sigma(x) &= \text{norm}(\text{TopK}(\text{sigmoid}(x), x + b, k)) \\ \text{with } \text{TopK}(x, w, k)_{i,j} &= x_{i,j} \cdot \mathbf{1}_{j \in \text{TopKIds}(w_i, k)}. \end{aligned} \quad (2)$$

Balancing is done via bias vector  $b$ , updated according to

$$b \leftarrow b + \lambda \text{sign}(\text{median}(N) - N) \quad (3)$$

with update rate  $\lambda$ .  $N_i$  counts how often expert  $i$  was used since the last update. This is slightly different from DeepSeek-V3 because we have no notion of expert overload. To determine the bias update direction, we use the median expert usage count as baseline. Therefore, the statistical average of  $b$  remains zero.

### 3.6. Attention Mixture

Combining DA, SA, and EA can be done sequentially:

$$\begin{aligned} y_{\text{DA},l} &= x_l + \text{DA}(x_{:l}) \\ y_{\text{SA},l} &= y_{\text{DA},l} + \text{SA}(y_{\text{DA},l}) \\ y_l &= y_{\text{SA},l} + \text{EA}(y_{\text{SA},l}) \end{aligned} \quad (4)$$

In such a declarative form, at each depth  $l$ , DA consumes all previous hidden-states  $x_{:l}$  [ $l, b, s, h$ ] with batch size  $b$ , sequence length  $s$ , and hidden-size  $h$ , while the other components and outputs are only concerned with the latest depth’s states. In practice however, only the latest hidden state is passed on, together with cached keys/values for DA and SA. Regarding the order of DA, SA, and EA, we saw only small accuracy differences, especially with large depth.

For improved throughput, DA, SA, and/or EA may be parallelized, e.g. yielding a partially parallel variant like

$$\begin{aligned} y_{\text{DA+SA},l} &= x_l + \text{DA}(x_{:l}) + \text{SA}(x_l) \\ y_l &= y_{\text{DA+SA},l} + \text{EA}_l(y_{\text{DA+SA},l}) \end{aligned} \quad (5)$$

or a fully parallel variant like

$$y_l = x_l + \text{DA}(x_{:l}) + \text{SA}(x_l) + \text{EA}(x_l). \quad (6)$$

In small tests at the scale of ca. 1B parameters, each additional parallelization yielded ca. 15% speedup at the cost

of up to 10–20% higher benchmark error rates. For larger models, the tradeoff might improve and be worth it. But in this work, we follow Equation (5).

The concept of attention mixtures as general foundation is modular and extensible. Depending on the application, different attention dimensions may be added. Some possibilities are mentioned in Section 5.

### 3.7. Depth Recurrence (DR)

Reusing layers/weights across depths seems straightforward. However, when increasing the depth, the scales of residuals and their additive updates can become incompatible across depths, which prevents learning depth-generalized experts. Hence, for our depth-recurrent variants, we apply RMSNorm to the residual stream itself, i.e.  $x_{l+1} = \text{Norm}(y_l)$ .

As another intricacy of depth recurrence, enforcing the attention modules to reuse their projection weights across depths leads to worse performance than without such reuse. To mitigate this, while still maintaining a fully depth-recurrent architecture, we turn each fused query/key/value projection and each multi-head attention aggregation into a lightweight, sparse MoE, similar to EA. The attention scores are tied between the two MoEs, which reduces routing overhead and stabilizes training. Balancing and routing work analogously to the MLP-EA (Equations (2) and (3)). However, here for the attention MoEs, we use linear experts  $W$ , to further reduce compute costs and improve stability during training. Moreover, we only select the top-1 expert, and thus do not apply score normalization.

In such a sparse MoE, learning good routing scores becomes harder, because top-1 selection removes all information about alternative experts from the gradient. To improve this, we introduce a shared, always active expert  $W_{\text{shared}}$ . In contrast to usual shared experts in MoEs, we scale it by the same (max) score as the selected routable expert, though with stopped gradient flow ( $\hat{\sigma}$ ), i.e.

$$\sigma x W + \max(\hat{\sigma}) x W_{\text{shared}} \quad (7)$$

where  $\sigma$  is a shorthand for the one-hot routing scores described earlier. This introduction of a baseline output helps learning of useful and well balanced routing. At the same time, the combination of linear experts and the scaling the shared expert allows us to rewrite the forward pass as

$$\sigma x (W + W_{\text{shared}}). \quad (8)$$

Hence, the shared expert can be added to the routable experts prior to inference. This fully eliminates the compute and memory overhead of the shared expert. Compared to standard attention, only the MoE routing remains a slight overhead, which we also account for in our FLOP-matching.



### 3.8. FLOP- and Parameter-Matching

We want to compare different models in a fair way. Accordingly, all models of the same depth should have a very similar number of parameters and floating-point-operations (FLOPs) per token. To achieve this, we follow a bivariate coordinate descent approach. First, we adjust the intermediate MLP sizes of EA via binary search, until FLOPs are as close as possible to a baseline. Then, we adjust the number of experts of EA via binary search, until the total parameter count is as close as possible to the baseline. We then repeat FLOP-matching to account for the changed number of experts, since this slightly affects EA routing FLOPs. After the second FLOP-matching, the hyperparameter optimization loop converges. As a result of our tight FLOP-matching, the slight compute overhead of DR’s larger number of experts per depth as well as the compute overhead of DA are compensated fairly, yielding a meaningful comparison with similar resource requirements (Table 1).

Table 1. Model resource requirements. Average FLOPs per token and total memory are both measured over a generated sequence length of 1024 tokens. As intended, our FLOP- and parameter-matching results in closely aligned resource requirements.

MODEL	DEPTH	PARAMS (B)	FLOPS (B/TOK)	MEMORY (GB)
LA	16	1.1708	0.9389	4.7827
DR	16	1.1704	0.9389	4.7822
DR+DA	16	1.1708	0.9413	4.7839
LA	32	2.0790	1.6150	6.6337
DR	32	2.0794	1.6199	6.6343
DR+DA	32	2.0788	1.6130	6.6349

## 4. Experiments

In the following, we first describe our experimental setup. We then discuss evaluation results and further investigate the latent behavior of our depth-recurrent models through the lense of DA and EA.

### 4.1. Reasoning and Language Modeling

We want to assess the effectiveness of our methods on natural language tasks, with a focus on math. This way we are able to test factual knowledge, language understanding/-modeling, and reasoning, while keeping the computational requirements small enough to reach near-convergence, for reliable results.

We compare three main architecture variants, at depth 16 (ca. 1B parameters) and depth 32 (ca. 2B parameters): (i) LA, a non-DR variant of our model, resembling a classically layered SOTA MoE, which serves as our baseline; (ii) DR, our depth-recurrent model without DA; (iii) DR+DA, our

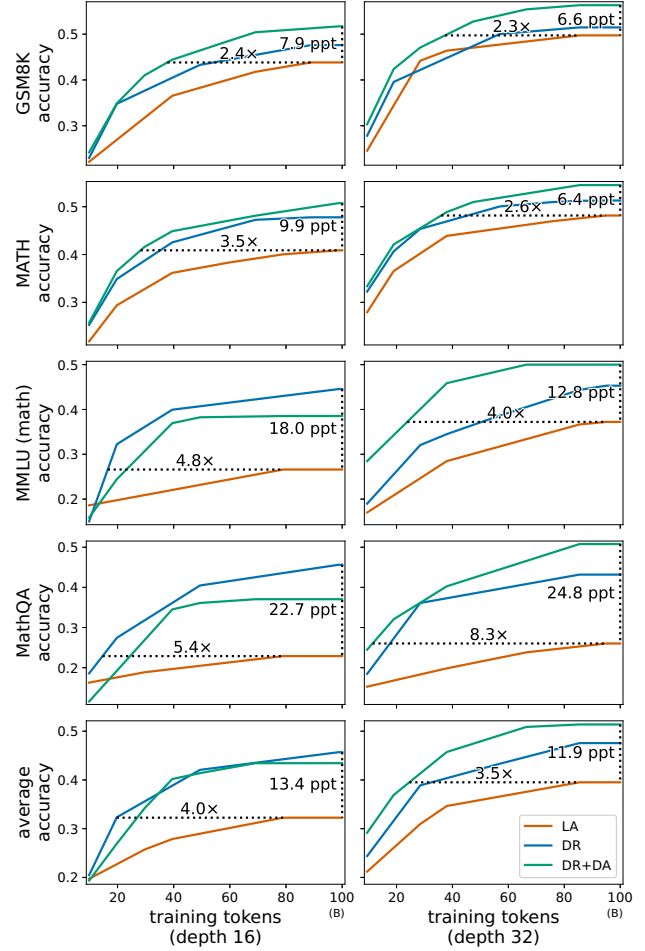


Figure 3. Math reasoning benchmark results (0-shot) during training, comparing the best accuracies of classical layering (LA), depth recurrence (DR), and DR with depth attention (DR+DA).

combination of depth recurrence and depth attention. All models use sparse MoEs resp. EA, for scalability, FLOP- and parameter-matching. To get isolated ablations of DR and DA, we keep the architectural differences to a minimum and use the same hyperparameters across models of the same depth. Exceptions are the MLP intermediate sizes and the number of experts for EA, which are adjusted for FLOP- and parameter-matching as described in Section 3.8. Detailed hyperparameters for reproduction are listed in Table 3. The resulting resource requirements of all models are shown in Table 1. As intended, our FLOP- and parameter-matching results in tight alignment of FLOPs, parameter counts, and memory usage across all models of the same depth.

As training data, we use ca. 100B tokens from a mix of openly available instruction datasets (Table 4). We perform cleaning, deduplication, and decontamination. CoT traces are removed, since (i) we aim for latent reasoning instead, and (ii) the available CoT traces are often very long and have a low signal-to-noise ratio. Even without CoT traces, the

Table 2. Evaluation results, including validation perplexity (PPL) and accuracies (Acc) on math reasoning benchmarks. We compare our best results of classical layering (LA), depth recurrence (DR), and DR with depth attention (DR+DA). All models are trained on ca. 100B tokens. Models with the same depth are tightly FLOP-, parameter-, and memory-matched. Data efficiency (DE) measures the saving factor of training tokens to reach LA’s best accuracy. **Bold+underlined: best**; underlined: second-best.

MODEL	DEPTH	MATHS-COLLEGE	GSM8K		MATH		MMLU (MATH)		MATHQA		AVERAGE	
		PPL ↓	ACC ↑	DE ↑	ACC ↑	DE ↑	ACC ↑	DE ↑	ACC ↑	DE ↑	ACC ↑	DE ↑
LA (baseline)	16	6.74	43.8	1.0	40.9	1.0	26.6	1.0	22.9	1.0	32.3	1.0
DR (ours)	16	<u>6.64</u>	47.6	1.6	47.8	2.8	<b>44.5</b>	<b>4.8</b>	<b>45.6</b>	<b>5.4</b>	<b>45.7</b>	<b>4.0</b>
DR+DA (ours)	16	<b><u>6.41</u></b>	<b><u>51.7</u></b>	<b><u>2.4</u></b>	<b><u>50.7</u></b>	<b><u>3.5</u></b>	<u>38.5</u>	<u>3.4</u>	<u>37.1</u>	<u>3.2</u>	<u>43.4</u>	<u>2.9</u>
LA (baseline)	32	6.31	49.7	1.0	48.2	1.0	37.2	1.0	26.0	1.0	39.5	1.0
DR (ours)	32	<u>6.12</u>	51.5	1.5	51.3	2.1	45.3	1.9	43.2	5.4	47.6	2.6
DR+DA (ours)	32	<b><u>5.90</u></b>	<b><u>56.3</u></b>	<b><u>2.3</u></b>	<b><u>54.5</u></b>	<b><u>2.6</u></b>	<b><u>50.0</u></b>	<b><u>4.0</u></b>	<b><u>50.8</u></b>	<b><u>8.3</u></b>	<b><u>51.4</u></b>	<b><u>3.5</u></b>

responses usually still contain concise explanations of the solutions. Hence, our training data strikes a balance between enough intermediate guidance and reduced verbalization, relying on latent reasoning for details.

To obtain meaningful results, we account for stochastic factors like model initialization and data order. For this, we train each model with two different seeds on 25B tokens and continue the run with the better loss. Each presented model produced very similar loss trajectories in their two runs, indicating that our results are robust to seed choice.

We test reasoning accuracy on common natural language math benchmarks and on a math-focused subset of MMLU (abstract\_algebra, elementary\_mathematics, high\_school\_mathematics, college\_mathematics, high\_school\_statistics) (Cobbe et al., 2021; Hendrycks et al., 2021b;a; Amini et al., 2019). And we test language modeling on Maths-College (ajibawa-2023/Maths-College), educational math texts.

Table 2 and Figure 3 show a strong benefit of both DR and DR+DA over the classically layered baseline (LA) at all scales and tests. DR+DA with depth 16 even outperforms LA with depth 32 in all reasoning benchmarks (contrary to pure DR). This means nearly a  $2\times$  reduction of parameter count, FLOPs, and memory usage. With depth 16, we observe that DR outperforms DR+DA on half of the reasoning benchmarks (due to reduced MLP size for FLOP-matching). But with depth 32, DR+DA strongly outperforms not only LA but also DR. Contrary to pure DR, DR+DA yields even larger gains over LA when depth increases.

These results suggest that for shallow models (depth  $\leq 16$ ), DR without DA may be preferable in some cases, while DA especially shines in deeper models. An intuitive explanation is that deeper models suffer more from the hidden-size bottleneck, since more information accumulated across depths. Hence, DA is particularly effective for improving the scaling behavior. However, more rigorous scaling laws are still needed and left for future work. Further considerations about DA, including variations, are discussed in Section 5.

## 4.2. Analyzing Depth Attention and Expert Attention

We collect statistics of the DR+DA model with depth 32 over 1000 random sequences from our validation data. Figure 4 shows the average attention scores of DA. While being only a superficial perspective, it reveals nontrivial patterns. Early depths typically look back to the first few depths, followed by more diverse DA patterns, after which middle depths are recalled. In the end, middle to high depths inform the final output. While further interpretability/explainability work is needed to properly understand such patterns, they already indicate that DA meaningfully extends the expressivity beyond uniform skip-connections, hence leading to more targeted information routing between depths.

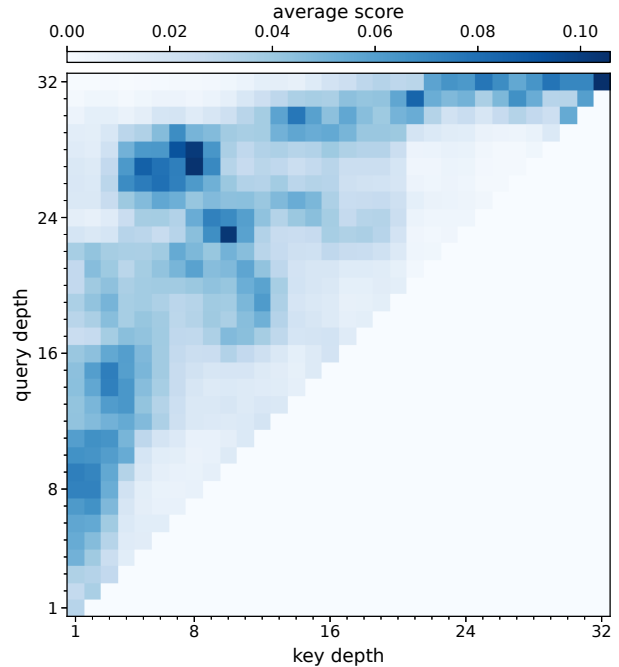


Figure 4. Map of average DA scores, normalized and scaled per depth for visualization. Nontrivial patterns suggest extended expressivity beyond uniform skip-connections.

We investigate the EA behavior, showing the distribution of depths per expert in Figure 5. Since experts have no inherent order, we first group and sort them by the number of depths in the top 90th percentile of their depth distribution,  $P(\text{depth}|\text{expert})$ . This effectively sorts experts by increasing depth-generalization. Within each group, we sort experts by a sample from their depth distributions. This yields a meaningful order while still faithfully representing the distributions. With the resulting plot, we obtain several interesting insights and implications for model design. Depths  $\geq 50\%$  use almost all of the highly depth-specialized experts. This results in ca. 22% of experts preferring one or two depths  $\geq 50\%$ . In particular, the last depth owns the most experts dedicated to a single depth. Hence, one may model this behavior via a decoding layer. In contrast, depths  $< 50\%$  use more depth-generalized than -specialized experts. Almost no experts are dedicated to one or two depths  $< 50\%$ . Hence, for these depths, the rigid layer separation of traditional models is most restrictive. We further observe that most experts with only two or three depths distribute their usage across adjacent depths ( $\pm 1$ ). Hence, they are not fully depth-generalized. A sliding window over experts, or a hierarchical expert subset selection, could model this patterns while reducing routing costs. Finally, we see that ca. 50% of experts are each used in at least 7 depths (i.e.  $> 20\%$  of depths). This indicates knowledge reuse and depth-generalization beyond just adjacent depths. Therefore, the model makes heavy use of the extended flexibility of DR. Hence, to facilitate such behavior, at least a subset of experts should be selectable from all depths.

To further quantify the expert usage per depth, in Figure 6, we relate each portion of expert activations (i.e. how many expert routings occurred) to the portion of total experts activated (i.e. how many experts were used). The plot therefore represents Lorenz curves (per depth and globally). A perfect linear relationship (i.e. log-curve, due to log-scaled y-axis) means uniform sampling of experts. Again, we obtain sev-

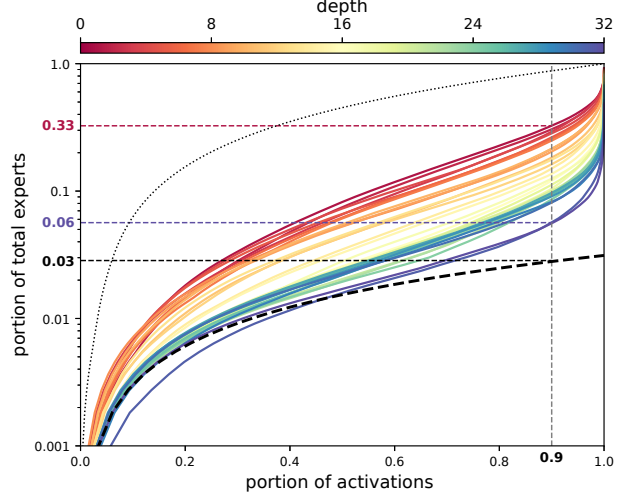


Figure 6. Lorenz curves (log-scaled) for EA expert routing. This shows how many expert routings occurred vs. how many unique experts were used. For DR per depth (colored), DR globally (thin dotted), and LA per depth (= globally) (thick dashed). Observations: DR uses 2–11 $\times$  more experts per depth than LA, while global expert balancing remains strong (Gini: 0.075).

eral interesting observations and implications. Low depths use up to ca. 5 $\times$  more experts than high depths. In particular, the last two depths use much fewer experts than all others. Assuming that this is governed by the optimization objective, it suggests that in traditional MoEs the prevalent uniform distribution of experts across layers is suboptimal. We further observe that DR uses 2–11 $\times$  more experts than what LA can use. This large gain in flexibility of knowledge usage in all depths provides yet another argument for choosing DR. Finally, in terms of expert balancing, we see that our method works well, given that the global Lorenz curve closely resembles a linear relationship. Consequently, no experts are left underutilized. This means that, quantitatively, we observe a low global Gini coefficient of ca. 0.075.

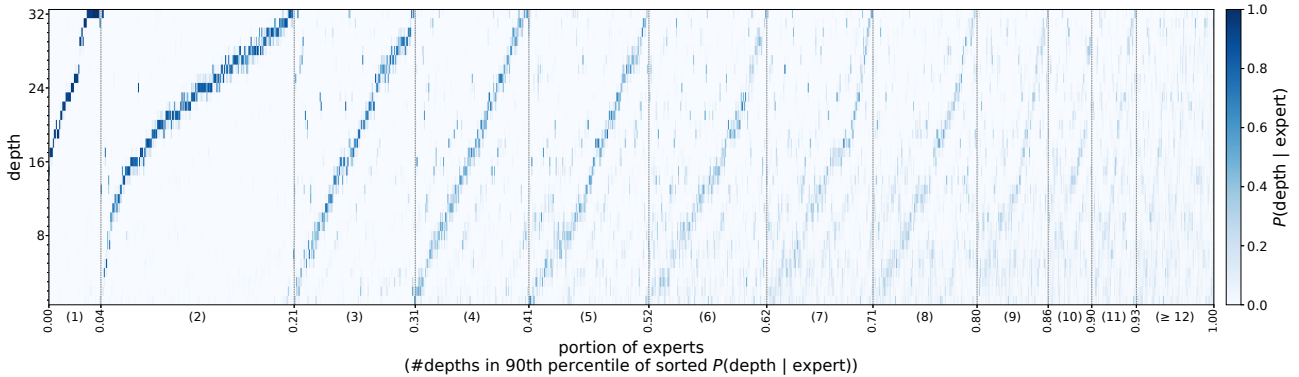


Figure 5. Distribution of depths per expert. Experts are sorted by the number of depths in their top 90th percentile of sorted  $P(\text{depth}|\text{expert})$ , as a measure of depth-generalization. Within these groups, experts are sorted by sampled depth from their distributions. Observations: Higher depths use more depth-specialized experts. Ca. 50% of experts are widely depth-generalized.

## 5. Discussion and Future Work

**Depth Attention:** DA may look like it adds large compute and memory overhead. However, both is negligible compared to SA, which typically operates over a much larger length. What additionally contributes to the memory efficiency of DA is the ability to overwrite its kv-cache after each token. This keeps the memory footprint constant wrt. the sequence length. Further, we want to stress that we compensated for the slight compute overhead of DA through our FLOP-matching. As a result, our FLOP- and memory-matched comparisons show that the compute and memory costs of DA are indeed worth it.

Nevertheless, there remains a memory movement overhead for DA. In our experiments, we keep this overhead small by using a single DA head. As shown, this is sufficient to consistently achieve accuracy gains. Given that DR+DA with depth 16 can even outperform LA with depth 32, the slight overhead of DA can easily be compensated by choosing a slightly smaller model. Moreover, we expect future kernel optimizations to further improve the efficiency of DA.

One may also investigate variations of vanilla DA, e.g. to mitigate the mentioned memory movement overhead or reduce memory consumption as depth increases further. Typical aspects to consider are sliding windows and dilation. Moreover, linear attention variants and modern RNNs/SSMs may also be used along the depth dimension. In general, we hope that our contribution inspires future work to treat depth as first-class sequential dimension, going beyond the prevalent basic residual connections.

**Depth Recurrence:** This work focused on novel aspects of our DR models, comparing against classically layered models with same depth, to achieve a FLOP-, parameter-, and memory-matched comparison. Nonetheless, we made sure that our architecture in principle already allows dynamic depth. A detailed investigation of this aspect is left for future work. Since we use RoPE as depth position encoding for DA and EA, one may explore dynamic RoPE scaling in this context. But it might also be worth considering alternatives to RoPE, possibly improving depth generalization. We think that reliably generalizing DR beyond the trained depth regime is a critical and still underexplored problem.

**Attention Mixture:** We unified information flows as attention along all major dimensions, i.e. sequence (like traditional attention), depth (like dynamic skip-connections), and experts (like MoEs). This perspective may help understanding and controlling model behavior. Moreover, while our work focused on the three specific dimensions, the proposed notion of attention mixtures is a generic, modular framework. For instance, sparse EA may be extended or replaced by parameter attention (Wang et al., 2025b), and additional knowledge (learned latents or text embeddings)

may be plugged in as separate attention dimension, resembling “in-depth” latent RAG. As the number of attention dimensions increases, the described parallel attention mixture variant may then be preferable for efficiency. Moreover, the various attention components may each be executed asynchronously or only at certain depths, e.g. with state-dependent conditional execution similar to a higher-order sparse MoE. However, it is still unclear whether such approaches can be beneficial in practice, within the constraints of notoriously sparsity-averse GPUs/TPUs/etc.

## 6. Conclusion

Our newly introduced depth-recurrent attention mixture (Dreamer) addresses two essential bottlenecks of depth recurrence (DR): Sparse expert attention alleviates the layer-size bottleneck, thus allowing DR to scale *efficiently*. And depth attention alleviates the hidden-size bottleneck, thus allowing DR to scale *effectively*. The resulting model represents a fully depth-recurrent single-layer architecture that consistently outperforms a tightly FLOP-, parameter-, and memory-matched SOTA Transformer in natural language reasoning benchmarks. We showed that depth attention contributes a qualitative extension to expressivity, particularly improving the scaling behavior.

Further, we proposed attention mixtures as modular, unifying framework, modeling all major information access through attention, e.g. over sequence (like traditional attention), depth (like dynamic skip-connections), and experts (like MoEs). We hope that this perspective helps understanding and controlling model behavior through the lense of attention. Future work may further find inspiration in our work by treating depth as first-class sequential dimension, going beyond the prevalent fixed layering and residual connections, exploring alternatives to vanilla depth attention, or adding other attention dimensions.

## 7. Acknowledgments

We thank Letiția Părcălăbescu for valuable feedback on the paper draft. We thank the Aleph Alpha infrastructure team for their work and support throughout this project. We thank Tobias Ribizel for infrastructure support and the TUM Campus Heilbronn for compute resources during our early experiments for this project. We thank Vladimir Golkov and Daniel Cremers for their personal support and for enabling various extracurricular research, which inspired this project.



## 8. Broader Impact Statement

This work enhances the efficiency and reasoning capabilities of AI by introducing a modular, depth-recurrent attention mixture framework. By enabling  $2\text{--}8\times$  better data efficiency and ca.  $2\times$  better parameter- and FLOP-efficiency, we make it easier to build high-performance models, contributing to making AI potentially more sustainable. This allows complex reasoning tasks to be performed with significantly fewer computational resources, which is essential for deploying advanced AI in the wild. However, we acknowledge potential risks. Because our methods improve the model’s ability to reason internally (i.e. latent reasoning), it may become harder for humans to interpret the exact path the model took to reach a conclusion, potentially masking underlying flaws in model behavior and biases in the training data. Furthermore, while the system demonstrates improved performance, it is not immune to hallucinations and other errors. If the model scales its reasoning on top of incorrect premises or intermediate steps, it may produce more convincing but ultimately flawed arguments. We hope that by providing a unified view of knowledge access along all dimensions (sequence, depth, experts) through the lense of attention, this work may help the community better understand and eventually mitigate these downsides.

## References

- Ainslie, J., Lee-Thorp, J., De Jong, M., Zemlyanskiy, Y., Lebron, F., and Sanghai, S. GQA: Training Generalized Multi-Query Transformer Models from Multi-Head Checkpoints. In *Proceedings of the 2023 Conference on Empirical Methods in Natural Language Processing*, pp. 4895–4901. Association for Computational Linguistics, 2023.
- Amini, A., Gabriel, S., Lin, S., Koncel-Kedziorski, R., Choi, Y., and Hajishirzi, H. Mathqa: Towards interpretable math word problem solving with operation-based formalisms. In *Proceedings of the 2019 Conference of the North American Chapter of the Association for Computational Linguistics: Human Language Technologies*, pp. 2357–2367, 2019.
- Bae, S., Fisch, A., Harutyunyan, H., Ji, Z., Kim, S., and Schuster, T. Relaxed recursive transformers: Effective parameter sharing with layer-wise LoRA. In *International Conference on Learning Representations*, 2025.
- Bai, Y., Li, J., Han, W., Ni, H., Xu, K., Zhang, Z., Yi, C., and Wang, X. Parameter-Efficient Conformers via Sharing Sparsely-Gated Experts for End-to-End Speech Recognition. In *Proc. Interspeech 2022*, pp. 1676–1680, 2022.
- Basant, A., Khairnar, A., Paithankar, A., Khattar, A., Renduchintala, A., Malte, A., Bercovich, A., Hazare, A., Rico, A., Ficek, A., et al. Nvidia nemotron nano 2: An accurate and efficient hybrid mamba-transformer reasoning model. *arXiv preprint arXiv:2508.14444*, 2025.
- Cluster, W., KM, S., and Gundechia, D. Adaptive integrated layered attention (AILA). *arXiv preprint arXiv:2503.22742*, 2025.
- Cobbe, K., Kosaraju, V., Bavarian, M., Chen, M., Jun, H., Kaiser, L., Plappert, M., Tworek, J., Hilton, J., Nakano, R., et al. Training verifiers to solve math word problems. *arXiv preprint arXiv:2110.14168*, 2021.
- Csordás, R., Irie, K., Schmidhuber, J., Potts, C., and Manning, C. D. Moeut: Mixture-of-experts universal transformers. *Advances in Neural Information Processing Systems*, 37:28589–28614, 2024.
- Darlow, L., Regan, C., Risi, S., Seely, J., and Jones, L. Continuous thought machines. *arXiv preprint arXiv:2505.05522*, 2025.
- Dehghani, M., Gouws, S., Vinyals, O., Uszkoreit, J., and Kaiser, Ł. Universal transformers. *arXiv preprint arXiv:1807.03819*, 2018.
- Fang, Y., Cai, Y., Chen, J., Zhao, J., Tian, G., and Li, G. Cross-layer retrospective retrieving via layer attention. In *International Conference on Learning Representations*, 2023.
- Geiping, J., McLeish, S., Jain, N., Kirchenbauer, J., Singh, S., Bartoldson, B. R., Kailkhura, B., Bhatele, A., and Goldstein, T. Scaling up test-time compute with latent reasoning: A recurrent depth approach. *arXiv preprint arXiv:2502.05171*, 2025.
- Guha, E., Marten, R., Keh, S., Raoof, N., Smyrnis, G., Bansal, H., Nezhurina, M., Mercat, J., Vu, T., Sprague, Z., et al. OpenThoughts: Data recipes for reasoning models. *arXiv preprint arXiv:2506.04178*, 2025.
- Hao, S., Sukhbaatar, S., Su, D., Li, X., Hu, Z., Weston, J., and Tian, Y. Training large language models to reason in a continuous latent space. *arXiv preprint arXiv:2412.06769*, 2024.
- He, Z., Liang, T., Xu, J., Liu, Q., Chen, X., Wang, Y., Song, L., Yu, D., Liang, Z., Wang, W., et al. Deepmath-103k: A large-scale, challenging, decontaminated, and verifiable mathematical dataset for advancing reasoning. *arXiv preprint arXiv:2504.11456*, 2025.
- Hendrycks, D., Burns, C., Basart, S., Zou, A., Mazeika, M., Song, D., and Steinhardt, J. Measuring massive multitask language understanding. In *International Conference on Learning Representations*, 2021a.

- Hendrycks, D., Burns, C., Kadavath, S., Arora, A., Basart, S., Tang, E., Song, D., and Steinhardt, J. Measuring mathematical problem solving with the MATH dataset. *Advances in neural information processing systems*, 2021b.
- Hochlehnert, A., Bhatnagar, H., Udandara, V., Prabhu, A., and Bethge, M. CuratedThoughts: Data curation for RL training datasets. <https://huggingface.co/datasets/bethgelab/CuratedThoughts>, 2025.
- Huang, G., Liu, Z., Van Der Maaten, L., and Weinberger, K. Q. Densely connected convolutional networks. In *Proceedings of the IEEE Conference on Computer Vision and Pattern Recognition*, pp. 4700–4708, 2017.
- Jaegle, A., Gimeno, F., Brock, A., Vinyals, O., Zisserman, A., and Carreira, J. Perceiver: General perception with iterative attention. In *International Conference on Machine Learning*, pp. 4651–4664. PMLR, 2021.
- Jolicoeur-Martineau, A. Less is more: Recursive reasoning with tiny networks. *arXiv preprint arXiv:2510.04871*, 2025.
- Kingma, D. P. and Ba, J. Adam: A method for stochastic optimization. In *International Conference on Learning Representations*, 2015.
- Koisshenkov, Y., Lipani, A., and Cancedda, N. Encode, Think, Decode: Scaling test-time reasoning with recursive latent thoughts. *arXiv preprint arXiv:2510.07358*, 2025.
- Li, B., Li, Y., Li, Z., Liu, C., Liu, W., Niu, G., Tan, Z., Xu, H., Yao, Z., Yuan, T., et al. Megrez2 technical report. *arXiv preprint arXiv:2507.17728*, 2025.
- LI, J., Beeching, E., Tunstall, L., Lipkin, B., Soletskyi, R., Huang, S. C., Rasul, K., Yu, L., Jiang, A., Shen, Z., Qin, Z., Dong, B., Zhou, L., Fleureau, Y., Lample, G., and Polu, S. NuminaMath: The largest public dataset in AI4Maths with 860k pairs of competition math problems and solutions. [https://github.com/project-numina/aimo-progress-prize/blob/main/report/numina\\_dataset.pdf](https://github.com/project-numina/aimo-progress-prize/blob/main/report/numina_dataset.pdf), 2024.
- Liu, A., Feng, B., Xue, B., Wang, B., Wu, B., Lu, C., Zhao, C., Deng, C., Zhang, C., Ruan, C., et al. Deepseek-v3 technical report. *arXiv preprint arXiv:2412.19437*, 2024.
- Loshchilov, I. and Hutter, F. Decoupled weight decay regularization. In *International Conference on Learning Representations*, 2019.
- McLeish, S. M., Li, A., Kirchenbauer, J., Kalra, D. S., Bartoldson, B. R., Kailkhura, B., Schwarzschild, A., Geiping, J., Goldblum, M., and Goldstein, T. Teaching pretrained language models to think deeper with retrofitted recurrence. In *NeurIPS 2025 Workshop on Efficient Reasoning*, 2025.
- Mitra, A., Khanpour, H., Rosset, C., and Awadallah, A. Orca-math: Unlocking the potential of slms in grade school math. *arXiv preprint arXiv:2402.14830*, 2024.
- Moshkov, I., Hanley, D., Sorokin, I., Toshniwal, S., Henkel, C., Schifferer, B., Du, W., and Gitman, I. Aimo-2 winning solution: Building state-of-the-art mathematical reasoning models with openmathreasoning dataset. *arXiv preprint arXiv:2504.16891*, 2025.
- Nguyen, T. Q. and Salazar, J. Transformers without tears: Improving the normalization of self-attention. In *Proceedings of the 16th International Conference on Spoken Language Translation*, 2019.
- Pagliardini, M., Mohtashami, A., Fleuret, F., and Jaggi, M. DenseFormer: Enhancing information flow in transformers via depth weighted averaging. In *Advances in Neural Information Processing Systems*, 2024.
- Saunshi, N., Dikkala, N., Li, Z., Kumar, S., and J. Reddi, S. Reasoning with latent thoughts: On the power of looped transformers. In *International Conference on Learning Representations*, 2025.
- Shazeer, N. Glu variants improve transformer. *arXiv preprint arXiv:2002.05202*, 2020.
- Su, J., Ahmed, M., Lu, Y., Pan, S., Bo, W., and Liu, Y. Roformer: Enhanced transformer with rotary position embedding. *Neurocomputing*, 568:127063, 2024.
- Tan, S., Shen, Y., Chen, Z., Courville, A., and Gan, C. Sparse universal transformer. In *The 2023 Conference on Empirical Methods in Natural Language Processing*, 2023.
- Tan, Z., Li, Z., Yuan, T., Zhou, D., Liu, W., Zhuang, Y., Li, Y., Niu, G., Qin, C., Yao, Z., Liu, C., Xu, H., Li, B., Dai, G., Zhao, B., and Wang, Y. ReXMoE: Reusing experts with minimal overhead in mixture-of-experts. *arXiv preprint arXiv:2510.17483*, 2025.
- Toshniwal, S., Du, W., Moshkov, I., Kisacanin, B., Ayrapetyan, A., and Gitman, I. OpenMathInstruct-2: Accelerating AI for math with massive open-source instruction data. In *The Thirteenth International Conference on Learning Representations*, 2025.
- Vaswani, A., Shazeer, N., Parmar, N., Uszkoreit, J., Jones, L., Gomez, A. N., Kaiser, Ł., and Polosukhin, I. Attention is all you need. *Advances in neural information processing systems*, 2017.

- Wang, G., Li, J., Sun, Y., Chen, X., Liu, C., Wu, Y., Lu, M., Song, S., and Yadkori, Y. A. Hierarchical reasoning model. *arXiv preprint arXiv:2506.21734*, 2025a.
- Wang, H., Fan, Y., Naeem, M. F., Xian, Y., Lenssen, J. E., Wang, L., Tombari, F., and Schiele, B. TokenFormer: Rethinking transformer scaling with tokenized model parameters. In *The Thirteenth International Conference on Learning Representations*, 2025b.
- Wu, B., Chen, M., Luo, X., Yan, S., Yu, Q., Xia, F., Zhang, T., Zhan, H., Zhong, Z., Zhou, X., et al. Parallel loop transformer for efficient test-time computation scaling. *arXiv preprint arXiv:2510.24824*, 2025.
- Xiao, D., Meng, Q., Li, S., and Yuan, X. MUDDFormer: Breaking residual bottlenecks in transformers via multi-way dynamic dense connections. In *Forty-Second International Conference on Machine Learning*, 2025.
- Yuan, W., Yu, J., Jiang, S., Padthe, K., Li, Y., Kulikov, I., Cho, K., Wang, D., Tian, Y., Weston, J. E., et al. Natural-reasoning: Reasoning in the wild with 2.8 m challenging questions. *arXiv preprint arXiv:2502.13124*, 2025.
- Yue, X., Qu, X., Zhang, G., Fu, Y., Huang, W., Sun, H., Su, Y., and Chen, W. MAMmoTH: Building math generalist models through hybrid instruction tuning. In *The Twelfth International Conference on Learning Representations*, 2024.
- Zhang, B. and Sennrich, R. Root mean square layer normalization. In *Advances in Neural Information Processing Systems*, 2019.
- Zhu, H., Hao, S., Hu, Z., Jiao, J., Russell, S., and Tian, Y. Reasoning by superposition: A theoretical perspective on chain of continuous thought. *arXiv preprint arXiv:2505.12514*, 2025a.
- Zhu, R.-J., Wang, Z., Hua, K., Zhang, T., Li, Z., Que, H., Wei, B., Wen, Z., Yin, F., Xing, H., et al. Scaling latent reasoning via looped language models. *arXiv preprint arXiv:2510.25741*, 2025b.

## A. Experiment Details

Table 3. Hyperparameters.

Model (Depth)	LA (16)	LA (32)	DR (16)	DR (32)	DR+DA (16)	DR+DA (32)
number of layers	16	32	1	1	1	1
number of DR iterations	1	1	16	32	16	32
EA expert intermediate size	512	512	504	504	480	472
EA number of experts	32	32	517	1039	537	1097
EA number of active experts	8					
EA bias update rate	1e-3					
EA query/key size	128					
EA expert activation function	SwiGLU (Shazeer, 2020)					
SA number of query heads	16					
SA number of key/value heads	8					
SA query/key/value size	128					
SA context length	4096					
SA RoPE base	10000					
DA number of query heads	1					
DA number of key/value heads	1					
DA query/key/value size	128					
DA context length	= depth					
DA RoPE base	500					
SA/DA MoE number of experts	= depth					
SA/DA MoE number of active experts	1					
SA/DA MoE bias update rate	1e-2					
hidden size $h$	1024					
default weight initialization	$\sim \mathcal{N}(0, \sqrt{1/(5 \cdot h)})$ (Nguyen & Salazar, 2019)					
out-proj weight initialization	$\sim \mathcal{N}(0, \sqrt{1/(2.5 \cdot h \cdot \text{depth} \cdot \text{attn.dims})})$ (adapted from Nguyen & Salazar (2019)) with $\text{attn.dims} = \{3 \text{ if DA}, 2 \text{ else}\}$					
tokenizer	Llama 3.3 70B Instruct					
optimizer	AdamW (Kingma & Ba, 2015; Loshchilov & Hutter, 2019) with $\beta = (0.9, 0.999)$ , $\epsilon = 1\text{e-}8$					
max. learning rate	4e-4					
learning rate schedule	constant after linear warmup					
learning rate linear warmup steps	500					
weight decay	1e-3					
max. gradient norm (clipped)	0.5					
batch size	$2^{20}$ tokens					
dtype	bfloat16					



Table 4. Training datasets.

DATASET	CITATION	LICENSE
EleutherAI/hendrycks_math	(Hendrycks et al., 2021b)	MIT
bethgelab/CuratedThoughts	(Hochlehnert et al., 2025)	-
(OpenR1-Math-220k-default, OpenThoughts-114k-math-default)		
microsoft/orca-math-word-problems-200k	(Mitra et al., 2024)	MIT
TIGER-Lab/MathInstruct	(Yue et al., 2024)	MIT
openai/gsm8k	(Cobbe et al., 2021)	MIT
XinyaoHu/AMPS_khan	XinyaoHu/AMPS_khan	MIT
open-thoughts/OpenThoughts2-1M	(Guha et al., 2025)	Apache 2.0
AI-MO/NuminaMath-CoT	(LI et al., 2024)	Apache 2.0
facebook/natural_reasoning	(Yuan et al., 2025)	CC-BY-NC-4.0
nvidia/OpenMathInstruct-2	(Toshniwal et al., 2025)	CC-BY-4.0
nvidia/OpenMathReasoning (cot)	(Moshkov et al., 2025)	CC-BY-4.0
zwhe99/DeepMath-103K	(He et al., 2025)	MIT
ibivibiv/math_instruct	ibivibiv/math_instruct	-
nvidia/Nemotron-Pretraining-SFT-v1	(Basant et al., 2025)	NVIDIA Data Agreement for Model Training
(Nemotron-SFT-MATH)		
ajibawa-2023/Maths-College	ajibawa-2023/Maths-College	Apache 2.0

## B. Further Analysis

In addition to Figure 5, which shows  $P(\text{depth}|\text{expert})$  for EA, we show  $P(\text{expert}|\text{depth})$  in Figure 7. The method for ordering the experts remains the same.

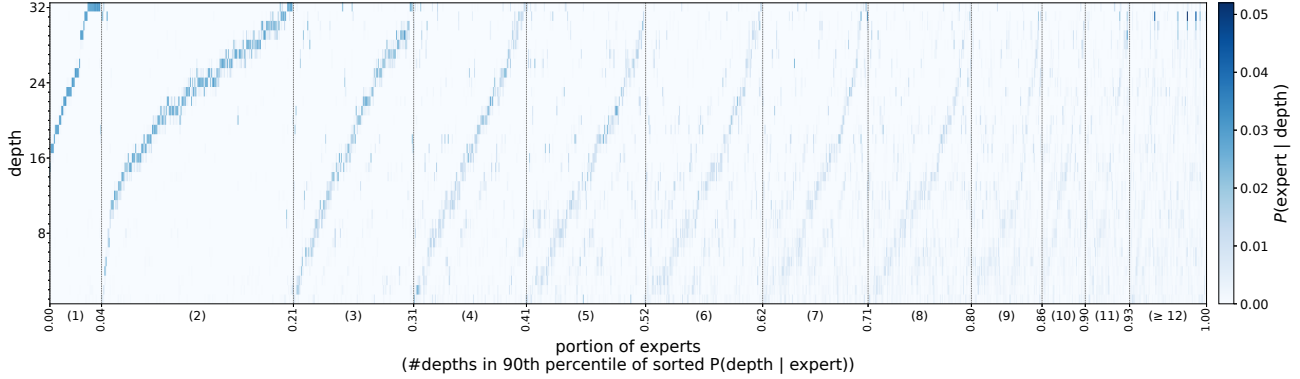


Figure 7. Distribution of experts per depth. Experts are sorted by the number of depths in their top 90th percentile of sorted  $P(\text{depth}|\text{expert})$ , as a measure of depth-generalization. Within these groups, experts are sorted by sampled depth from their distributions. Observations: Higher depths tend to use more depth-specialized experts. However, there are some exceptions, like the second to last depth, which also use some specific depth-generalized experts.