

Representation Unlearning: Forgetting through Information Compression

Antonio Almudévar¹ Alfonso Ortega¹

Abstract

Machine unlearning seeks to remove the influence of specific training data from a model, a need driven by privacy regulations and robustness concerns. Existing approaches typically modify model parameters, but such updates can be unstable, computationally costly, and limited by local approximations. We introduce Representation Unlearning, a framework that performs unlearning directly in the model’s representation space. Instead of modifying model parameters, we learn a transformation over representations that imposes an information bottleneck: maximizing mutual information with retained data while suppressing information about data to be forgotten. We derive variational surrogates that make this objective tractable and show how they can be instantiated in two practical regimes: when both retain and forget data are available, and in a zero-shot setting where only forget data can be accessed. Experiments across several benchmarks demonstrate that Representation Unlearning achieves more reliable forgetting, better utility retention, and greater computational efficiency than parameter-centric baselines.

1. Introduction

Modern machine learning systems are increasingly trained on massive, continuously evolving datasets that contain sensitive, personal, or potentially problematic information. As a consequence, there is a growing need for models that can forget specific training examples or subsets of data upon request. This requirement is amplified by regulatory frameworks such as the European Union GDPR (Mantelero, 2013) and California Consumer Privacy Act (CCPA) (Pardau, 2018), which enshrine a “right to be forgotten” (Dang, 2021); and by practical considerations such as the removal of mislabeled samples (Northcutt et al., 2021), poisoned data (Steinhardt et al., 2017), or users who withdraw con-

sent (Politou et al., 2018a). Simply deleting the raw data is insufficient: deep networks are known to memorize training information (Arpit et al., 2017; Carlini et al., 2019; Feldman, 2020), and their parameters often retain statistical traces of the removed samples (Melis et al., 2019; Bourtole et al., 2021). This has motivated a surge of interest in machine unlearning, the problem of efficiently removing the influence of designated data from a trained model (Ginart et al., 2019). More concretely, effective unlearning requires balancing two key criteria: (i) verifiability—ensuring that forget data cannot be reconstructed or detected, and (ii) utility—preserving performance on the retained data.

Naively retraining a model from scratch after each deletion request guarantees perfect unlearning but is typically computationally prohibitive, especially in large-scale settings. This has motivated a growing body of work on efficient alternatives that approximate the effect of retraining without its full cost. Most existing approaches adopt a parameter-centric perspective, directly modifying model weights to remove the influence of deleted samples (Bourtole et al., 2021; Neel et al., 2021). While effective in some settings, this approach faces several limitations. First, many methods exhibit poor performance scalability, struggling to preserve model utility when applied to large-scale architectures and complex datasets (Basu et al., 2020; Xu et al., 2023). Second, parameter updates often require costly second-order information or multiple backward passes, narrowing their efficiency advantage over naive retraining (Sekhari et al., 2021). Third, the requirement to potentially modify the entire parameter space results in heavy GPU usage, creating a computational bottleneck that scales poorly as model sizes increase (Gao et al., 2024; Mittal, 2025).

In this work, we introduce *Representation Unlearning*, a framework that departs from parameter-centric methods by operating directly in the model’s representation space. Rather than modifying or re-optimizing network parameters, our approach targets the internal representations, where the influence of individual samples is more localized and easier to control (Bengio et al., 2013; Bau et al., 2017; Mu & Andreas, 2020). *Representation Unlearning* learns a transformation f_ϕ that maps the original representation Z to a new one Z' , enforcing an information bottleneck (Tishby et al., 2000): the transformed representation is encouraged to retain high mutual information with the data in the re-

¹ViVoLab, Aragón Institute for Engineering Research (I3A), University of Zaragoza, Zaragoza, Spain. Correspondence to: Antonio Almudévar <almudevar@unizar.es>.

tain set \mathcal{D}_r while suppressing mutual information with the data in the forget set \mathcal{D}_f , as illustrated in Figure 1. This information-theoretic objective enables targeted removal of undesired influences in the representation and preserving performance on the remaining data while sidestepping the instability and computational cost associated with parameter-level unlearning.

As these mutual-information terms are generally intractable, we introduce variational approximations that yield efficient, optimizable surrogates (Aleml et al., 2016; Poole et al., 2019). We then show how these surrogates can be instantiated under two complementary data-access regimes: (i) a setting where both retain and forget data are available; and (ii) a zero-shot scenario in which only the forget data can be accessed (Chundawat et al., 2023b). The first setting is the one implicitly assumed by most existing unlearning methods, as access to both subsets simplifies optimization (Ginart et al., 2019; Bourtole et al., 2021). However, the second scenario, while more challenging, is equally important in practice: in many real-world applications, access to retained data may be restricted due to privacy, storage limitations, or organizational constraints (Politou et al., 2018b; Liu et al., 2020). Addressing both regimes is therefore essential for developing unlearning methods that remain applicable beyond idealized experimental conditions.

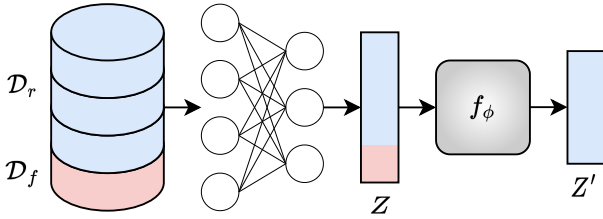


Figure 1. The model is first trained on both the retain set \mathcal{D}_r (blue) and the forget set \mathcal{D}_f (red), leading the learned representation Z to encode information from both. Representation Unlearning seeks to learn a transformation f_ϕ that maps Z to a new representation Z' in which information attributable to \mathcal{D}_f is removed while information relevant to \mathcal{D}_r is preserved.

2. Related Work

Baselines and Exact Methods in Machine Unlearning

The gold standard, **Retraining** (S_{retrain}), guarantees exact unlearning by training from scratch on the retain set but is computationally prohibitive. The **Baseline** represents the original model trained on all data. Its naive approximation, **Fine-tuning** on the retain set, is efficient but often fails to fully erase information or suffers from catastrophic forgetting (Kirkpatrick et al., 2017). **SISA** (Bourtole et al., 2021) achieves exact unlearning by partitioning data into shards and retraining only the affected sub-models, though this incurs high storage and inference latency.

Unlearning with Retain Data Access Most methods leverage retain data to preserve utility. Optimization-based approaches like **Amnesiac** (Graves et al., 2021) and **UN-SIR** (Tarun et al., 2023) reverse the learning trajectory by subtracting gradients or maximizing noise on the forget set. Distillation frameworks also prevail: **SCRUB** (Kurmanji et al., 2023) alternates between maximizing forget-set error and minimizing retain-set distillation, while **Bad Teacher** (Chundawat et al., 2023a) uses a competent teacher for retention and an incompetent one for forgetting. From a parameter perspective, **SSD** (Foster et al., 2024) masks parameters salient to the forget set. Information-theoretic methods, such as **Fisher Forgetting** and **Variational Unlearning** (Golatkhar et al., 2020a;b), utilize the Fisher Information Matrix to inject noise or constrain weights, protecting parameters crucial for the retain task. Crucially, unlike these approaches that manipulate the high-dimensional parameter space directly, our framework operates strictly in the representation space.

Zero-Shot and Forget-Only Unlearning In the restricted setting without retain data, **Unroll** (Thudi et al., 2022) approximates the inverse training trajectory. Methods like **GKT** and **EMN** (Chundawat et al., 2023b) rely on generative models or prototypes to hallucinate retain samples, while **Boundary Shrinking** (Chen et al., 2023) directly shifts the decision boundary of the forget class.

3. Representation Unlearning

3.1. Problem Description

We consider a learning setting in which a model receives inputs $X \in \mathcal{X}$ and is trained to predict targets $Y \in \mathcal{Y}$. The model is trained on a dataset $\mathcal{D} = \{(x^{(i)}, y^{(i)})\}_{i=1}^N$, which induces the empirical distribution $p(x, y) \approx \frac{1}{N} \sum_{i=1}^N \delta(x - x^{(i)}) \delta(y - y^{(i)})$. Given an input x , the model produces a prediction \hat{y} according to the conditional distribution $p_\theta(\hat{y} | x)$, where $\theta \in \Theta$ denotes the *original* model parameters. In addition, the model computes intermediate representations $z \in \mathcal{Z}$, which we denote by the distribution $p_\theta(z | x) = \delta(z - e_\theta(x))$, where e_θ is the encoder.

The goal of machine unlearning is to obtain a model that behaves as if a designated subset of the training data, the forget set $\mathcal{D}_f \subset \mathcal{D}$, had never been used during training—or equivalently, as if the model had been trained solely on the retain set $\mathcal{D}_r = \mathcal{D} \setminus \mathcal{D}_f$. In this case, we consider the inputs $X_r \in \mathcal{X}$ and targets $Y_r \in \mathcal{Y}$ corresponding to the retained data, with $\mathcal{D}_r = \{(x_r^{(i)}, y_r^{(i)})\}_{i=1}^{N_r}$ inducing the empirical distribution $p(x_r, y_r) \approx \frac{1}{N_r} \sum_{i=1}^{N_r} \delta(x_r - x_r^{(i)}) \delta(y_r - y_r^{(i)})$. The model we would obtain produces predictions according to $p_{\theta_r}(\hat{y}_r | x_r)$, where $\theta_r \in \Theta$ denotes the parameters of this *forgetting* model. It also computes intermediate representations $z_r \in \mathcal{Z}$ via the distribution $p_{\theta_r}(z_r | x_r)$.

3.2. Introducing the Transformation

Most existing approaches aim to construct endomorphisms $g_\psi : \Theta \rightarrow \Theta$ that modify the model parameters so as to obtain $\theta' = g_\psi(\theta) \approx \theta_r$. However, because modern neural networks contain millions (or even billions) of parameters, the parameter space Θ is extremely high-dimensional. Learning such mappings is therefore challenging, expensive, and often unstable. In contrast, *representation unlearning* operates directly in the representation space. Instead of modifying parameters, it learns a mapping $f_\phi : \mathcal{Z} \rightarrow \mathcal{Z}$ such that $z' = f_\phi(z) \approx z_r$. Since the representation space $\mathcal{Z} \subseteq \mathbb{R}^d$ typically has dimension that is orders of magnitude smaller than the number of model parameters, the transformation f_ϕ is substantially simpler and more tractable to learn than the parameter-level mapping g_ψ . We next characterize the conditions that the transformation f_ϕ must satisfy for Z' to remain informative about \mathcal{D}_r while eliminating information pertaining to \mathcal{D}_f .

On the architecture of f_ϕ We designate Z as the activations of the penultimate layer. Leveraging the “Linear Representation Hypothesis”—which posits that semantic information becomes *almost linearly separable* at deeper layers (Alain & Bengio, 2016; Raghu et al., 2017; Conneau et al., 2018; Nanda et al., 2023; Park et al., 2023)—we constrain f_ϕ as a lightweight linear map or shallow MLP. This approach ensures computational efficiency without sacrificing expressivity, as we demonstrate in Section 4.

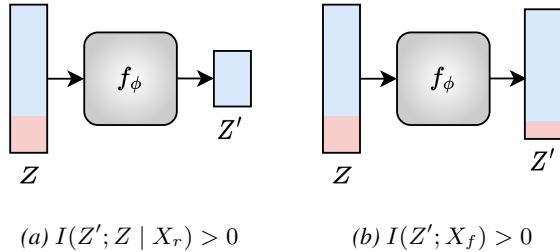


Figure 2. $I(Z'; Z | X_r) > 0$ indicates that the transformation f_ϕ removes some information relevant to X_r . Conversely, $I(Z'; X_f) > 0$ indicates that f_ϕ does not fully eliminate information associated with X_f .

3.3. How to Retain Information about \mathcal{D}_r

The first objective of machine unlearning is to preserve performance on the retain set. In our information-theoretic formulation, this requires that the transformed representation Z' retains all information about X_r that is present in the original representation Z . In other words, applying the transformation f_ϕ on Z should not discard any information relevant to the retained data. Formally, this requirement can be expressed as

$$I(Z'; Z | X_r) = 0. \quad (1)$$

Figure 2a illustrates the deviation of Z' when this condition is violated. Exploiting the non-negativity of mutual information, we frame this as a minimization problem. However, direct optimization is intractable due to the integration over high-dimensional input and representation spaces. To circumvent this, we derive the following variational upper bound in Appendix A.1:

$$\mathcal{L}_r := \mathbb{E}_{x_r \sim p(x_r)} \left[\mathbb{E}_{z \sim p_\theta(z|x_r)} \left[D_{\text{KL}}(p_\phi(z' | z) \| r_\theta(z' | x_r)) \right] \right] \geq I(Z'; Z | X_r), \quad (2)$$

where $p_\phi(z' | z)$ denotes the distribution induced by the transformation and $r_\theta(z' | x_r)$ is a variational approximation of $p_{\theta, \phi}(z' | x_r)$. Computing Equation 2 presents two challenges: (i) the lack of closed-form KL expressions for arbitrary distributions and (ii) the intractability of high-dimensional integration. We address these via parameterization and sampling, respectively.

First, since our goal is to leave the retain samples unaltered, we define $r_\theta(z' | x_r)$ to be as close as possible to the original encoder distribution $p_\theta(z | x_r)$. However, treating the encoder as a deterministic mapping—i.e., as a Dirac delta—leads to undefined KL divergence terms. To address this, we adopt a probabilistic formulation by modeling r_θ as a Gaussian distribution centered at the encoder output $e_\theta(x)$. Similarly, we model p_ϕ as a Gaussian as well, following standard practice (Bishop, 2006).

$$r_\theta(z' | x) = \mathcal{N}(e_\theta(x), I_d), \quad (3)$$

$$p_\phi(z' | z) = \mathcal{N}(f_\phi(z), I_d). \quad (4)$$

where I_d is the $d \times d$ identity matrix.

Second, we approximate the intractable integrals via Monte Carlo estimation. Leveraging the Gaussian parameterization—under which the KL divergence reduces to the squared Euclidean distance (i.e., mean squared error)—we arrive at the following tractable objective:

$$\begin{aligned} \mathcal{L}_r &\approx \frac{1}{B_r M} \sum_{i=1}^{B_r} D_{\text{KL}}(p_\phi(z' | z^{(i)}) \| r_\theta(z' | x_r^{(i)})) \\ &= \frac{1}{2B_r} \sum_{i=1}^{B_r} \|z_r^{(i)} - f_\phi(z_r^{(i)})\|_2^2, \end{aligned} \quad (5)$$

where $z_r^{(i)} = e_\theta(x_r^{(i)})$ and $x_r^{(i)} \sim p(x_r)$. Intuitively, this loss acts as a consistency constraint, penalizing any deviation of the transformed representations from their original topological structure for the retained data.

Zero-shot setting Evaluating Eq. 2 requires sampling from the data marginal $p(x_r)$, which is prohibited in the zero-shot setting. To overcome this, we derive a relaxed

variational upper bound that relies on label marginalization rather than input sampling. We assume access to basic training metadata—specifically the per-class counts N^c —allowing us to estimate the prior class probability as $p(y = c) \approx N^c/N$.

In Appendix A.2, we show that by relaxing the conditioning from inputs X_r to labels Y_r , we obtain the following tractable upper bound for $I(Z'; Z | X_r)$:

$$\mathcal{L}_r^{zs} := \mathbb{E}_{y_r \sim p(y_r)} \left[\mathbb{E}_{z \sim p_\theta(z|y_r)} \left[D_{\text{KL}}(p_\phi(z' | z) \| r_\theta(z' | y_r)) \right] \right] \geq I(Z'; Z | X_r). \quad (6)$$

where $r_\theta(z' | y_r)$ is a variational approximation of $p_{\theta, \phi}(z' | y_r)$. Operationalizing this bound presents three challenges: (i) estimating the class prior $p(y_r)$, (ii) approximating the class-conditional density $p_\theta(z|y_r)$ without data, and (iii) finding an accurate variational distribution $r_\theta(z' | y_r)$.

To resolve the first challenge, we invoke the *Law of Total Probability*, decomposing the global label marginal $p(y)$ into a mixture of retain and forget distributions weighted by their respective sample counts. By combining the total training size N with the known forget set size N_f , we isolate and recover the retain prior $p(y_r)$ as follows:

$$p(y_r = c) = \frac{Np(y = c) - N_f p(y_f = c)}{N - N_f} = \frac{N_r^c}{N_r}. \quad (7)$$

For the second and third challenges, we leverage the *Neural Collapse* hypothesis (Papayan et al., 2020). This posits that, in the terminal phase of training, within-class feature variability collapses and class means converge to their corresponding linear classifier weights. Thus, we approximate $p_\theta(z | y = c)$ by the weight vector w_c , and model $r_\theta(z' | y = c)$ as an isotropic Gaussian centered at w_c :

$$p_\theta(z | y = c) \approx \delta(z - w_c), \quad (8)$$

$$r_\theta(z' | y = c) \approx \mathcal{N}(z'; w_c, I_d). \quad (9)$$

This enables the sampling of “pseudo-targets” that inherently respect the original class imbalance, relying solely on model parameters and metadata.

Finally, mirroring the data-driven approximation, we estimate \mathcal{L}_r^{zs} via Monte Carlo sampling. We iterate over the C classes, drawing synthetic latent samples from the Neural Collapse proxies weighted by the derived retain prior. This yields the following empirical zero-shot retention loss:

$$\mathcal{L}_r^{zs} \approx \frac{1}{2N_r} \sum_{c=1}^C N_r^c \|w_c - f_\phi(w_c)\|_2^2, \quad (10)$$

where N_r^c denotes the cardinality of class c within the retain set. Intuitively, this serves as a semantic anchor, preserving the latent structure by penalizing deviations from the class centroids w_c .

3.4. How to Forget Information about \mathcal{D}_f

Complementing the retention objective, effective unlearning demands the erasure of information regarding the forget set X_f from the transformed representation Z' . Formally, this requires that Z' be statistically independent of X_f :

$$I(Z'; X_f) = 0. \quad (11)$$

Figure 2b visualizes the failure to meet this condition. Since direct minimization of mutual information is intractable, we use a variational upper bound (derived in Appendix A.3):

$$I(Z'; X_f) \leq \mathbb{E}_{p(x_f)} [D_{\text{KL}}(p_{\theta, \phi}(z' | x_f) \| r_\theta(z'))] \quad (12)$$

Evaluating this expression faces the same obstacles regarding the lack of closed-form KL solutions. We resolve this by expanding the definitions of the aggregate transition and marginal distributions:

$$p_{\theta, \phi}(z' | x_f) = \int p_\phi(z' | z) p_\theta(z | x_f) dz, \quad (13)$$

$$r_\theta(z') = \int r_\theta(z' | x) p(x) dx. \quad (14)$$

Relying on the joint convexity of the KL divergence, we apply Jensen’s inequality (Jensen, 1906) to upper-bound the divergence term (derivation provided in Appendix A.4):

$$D_{\text{KL}}(p_{\theta, \phi}(z' | x_f) \| r_\theta(z')) \leq \mathbb{E}_{z \sim p_\theta(z|x_f)} \left[\mathbb{E}_{x \sim p(x)} [D_{\text{KL}}(p_\phi(z' | z) \| r_\theta(z' | x))] \right]. \quad (15)$$

Substituting this result back into Equation 12, we obtain the final variational upper bound \mathcal{L}_f :

$$\mathcal{L}_f := \mathbb{E}_{x_f \sim p(x_f)} \left[\mathbb{E}_{z \sim p_\theta(z|x_f)} \left[\mathbb{E}_{x \sim p(x)} [D_{\text{KL}}(p_\phi(z' | z) \| r_\theta(z' | x))] \right] \right] \geq I(Z'; X_f). \quad (16)$$

Proceeding analogously to the retention objective, we estimate \mathcal{L}_f via Monte Carlo sampling. Leveraging the result from Eq. 5—where the Gaussian parameterization reduces the KL divergence to the mean squared error—we sample a mini-batch of B_f forget instances and compare them against a reference batch of size B drawn from the marginal $p(x)$ (spanning both retain and forget data). This yields the following empirical loss:

$$\mathcal{L}_f \approx \frac{1}{2B_f B} \sum_{i=1}^{B_f} \sum_{j=1}^B \|z^{(j)} - f_\phi(z_f^{(i)})\|_2^2, \quad (17)$$

where $z^{(j)} = e_\theta(x^{(j)})$, $x^{(j)} \sim p(x)$, $z_f^{(i)} \sim e_\theta(x_f^{(i)})$ and $x_f^{(i)} \sim p(x_f)$. Intuitively, this objective forces the transformed representations of the forget set to match the aggregate statistics of the entire dataset, effectively rendering the unlearned representations indistinguishable from the general population.

Zero-shot setting Evaluating Eq. 16 similarly requires sampling from the data marginal $p(x)$, which necessitates access to the retain set. To adapt our framework to the zero-shot setting, we approximate the variational approximation $r_\theta(z')$ —appearing in Eq. 12—by marginalizing over the label space \mathcal{Y} instead of the input space \mathcal{X} :

$$r_\theta(z') = \sum_{y \in \mathcal{Y}} r_\theta(z'|y)p(y). \quad (18)$$

Mirroring the derivation of the data-driven objective, we invoke Jensen’s inequality on the KL functional to derive the zero-shot variational upper bound in Appendix A.5:

$$\mathcal{L}_f^{zs} := \mathbb{E}_{x_f \sim p(x_f)} \left[\mathbb{E}_{z \sim p_\theta(z|x_f)} \left[\mathbb{E}_{y \sim p(y)} \left[D_{\text{KL}}(p_\phi(z'|z) \| r_\theta(z'|y)) \right] \right] \right] \geq I(Z'; X_f). \quad (19)$$

To render this tractable, we reuse the proxies established for the retain objective: (i) we set the prior $p(y)$ to the empirical class frequency N_c/N , and (ii) model the class-conditional density $r_\theta(z'|y)$ using the Neural Collapse-based Gaussian approximation (Eq. 9). This allows us to sample “pseudo-targets” from the global distribution without forward passes. By substituting these proxies into the bound, we derive the empirical zero-shot forget loss:

$$\mathcal{L}_f^{zs} \approx \frac{1}{2B_f N} \sum_{i=1}^{B_f} \sum_{c=1}^C N_c \|w_c - f_\phi(z_f^{(i)})\|_2^2, \quad (20)$$

where $z_f^{(i)} = e_\theta(x_f^{(i)})$ and $x_f^{(i)} \sim p(x_f)$. Intuitively, by minimizing the weighted distance to all class prototypes w_c , this objective forces the transformed forget representations to converge toward the global centroid of the label space. This effectively “drowns” the specific instance information into the aggregate statistics of the original training distribution.

3.5. Optimization Objective

To optimize the unlearning transformation f_ϕ , we minimize a composite objective. In the standard setting with data access, the total loss is defined as:

$$\mathcal{L} = \mathcal{L}_r + \beta \mathcal{L}_f, \quad (21)$$

where $\beta > 0$ explicitly controls the trade-off between unlearning strength and information retention.

In the **zero-shot setting**, we simply substitute these terms with their corresponding proxies derived above: \mathcal{L}_r^{zs} (Eq. 10) and \mathcal{L}_f^{zs} (Eq. 20). We provide complete pseudocode for both procedures in Appendix B.

4. Experiments

4.1. Mechanistic Insight: Unlearning a 2D Space

To visualize the unlearning process without introducing artifacts from dimensionality reduction, we design a controlled experiment using a native 2-dimensional bottleneck. Specifically, we train a 2-layer MLP encoder on synthetic 10-dimensional data spanning six classes, constraining the model to learn a representation space $Z \in \mathbb{R}^2$ in which the classes are linearly separable. One class—depicted as yellow stars—is designated as the target to be forgotten. A detailed description of the dataset is provided in Appendix C.

As shown in Figure 3, the Original Space (Left) reveals the forget class as a distinct, separable cluster. The Standard Unlearning (Center) panel demonstrates that with access to retain data, the forget cluster collapses entirely into the adjacent manifold of neighboring classes (orange/purple). Crucially, the surrounding retain clusters remain rigid, maintaining their original geometry with minimal disturbance. In the Zero-Shot (Right) setting, the method achieves a remarkably similar result: guided solely by Neural Collapse proxies, the forget samples are compressed into the same manifold. However, without real retain samples to anchor the space, the remaining clusters exhibit slightly higher distortion, though the global topology remains largely intact.

4.2. Experimental Setup

Datasets and Models We evaluate our framework on three standard benchmarks: CIFAR-10, CIFAR-100, and Tiny ImageNet, using ResNet-18, WideResNet-28-10, and ResNet-34 architectures, respectively. We consider two distinct unlearning scenarios: (i) **Class Unlearning**, where we target the removal of 1, 5, and 10 classes for CIFAR-10, CIFAR-100, and Tiny ImageNet, respectively; and (ii) **Random Unlearning**, where the model must forget a randomly selected subset of 10% of the training data.

Baselines We compare Representation Unlearning against three categories of methods: (i) **Reference Baselines**, employing Retraining as the gold standard, and Fine-tuning as a naive lower bound; (ii) **Standard Setting**, comparing efficiency against SISA, SCRUB, UNSIR and Bad Teacher; and (iii) **Zero-Shot Setting**, comparing our zero-shot approach against Boundary Shrinking, EMMN and GKT.

Hyperparameters Selection For our framework, we set the regularization strength to $\beta = 10^{-3}$ across all experiments. Regarding the transformation architecture, we employ a linear mapping for the **Standard Setting** and a 1-hidden-layer network for the **Zero-Shot Setting**, a configuration validated by the ablation study in Section 4.5. The specific hyperparameters for all competing baselines are detailed in Appendix D.

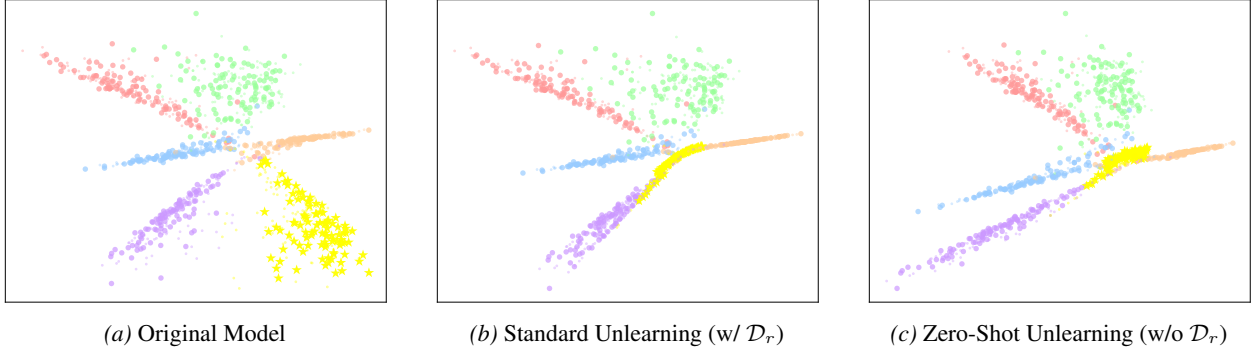


Figure 3. **Mechanistic Comparison of Unlearning Regimes.** (a) The original space shows the forget class (yellow stars) as a distinct cluster. (b) With retain data, the forget samples collapse into the adjacent manifold while retain clusters remain stable. (c) In the zero-shot setting, the forget class exhibits a similar collapse, validating the proxy anchors, albeit with slightly increased modification to the retain representations due to the absence of real data constraints.

4.3. Unlearning Efficacy and Utility Preservation

Class Unlearning Results To evaluate this setting, we report **Forget Accuracy** (A_f) and **Retain Accuracy** (A_r) on the test set to measure erasure success and utility preservation, respectively. We also report the **Test Cross-Entropy (CE)** relative to the retrain baseline. Table 1 highlights the superior scalability of our framework. While performance is saturated on CIFAR-10, distinct failure modes emerge on more complex datasets. In the **Standard Setting**, exact methods such as SISA fail to effectively forget (e.g., 58.9% A_f on Tiny ImageNet), while non-exact approximations often degrade utility (e.g., 67.2% A_r on CIFAR-100 with Bad Teacher; 48.9% and 46.9% A_r on Tiny ImageNet with SCRUB and UNSIR, respectively). In contrast, Rep. Unl. scales robustly, achieving near-perfect erasure while maintaining the highest retention and lowest Test CE. This advantage is especially pronounced in the **Zero-Shot Setting**, where baseline methods either fail to forget (e.g., B. Shrinking and GKT) or destabilize the model entirely (e.g., EMMN with 1.2% A_r on CIFAR-100). Rep. Unl. ZS reverses this trend by leveraging Neural Collapse proxies to maintain high utility and low Test CE, demonstrating that our generative constraints effectively anchor the semantic manifold without requiring access to real data.

Random Unlearning Results In this setting, standard forget accuracy is inapplicable, as forget samples belong to retained classes. Instead, we assess privacy using **Membership Inference Attack (MIA)** accuracy (Shokri et al., 2017), where 0.5 indicates ideal unlearning. Due to train–test distribution shifts, MIA can exceed 0.5 when forget samples resemble retain data, as both come from the training set. We therefore consider the best MIA to be the one *closest to the Retraining baseline*, which provides a more reliable privacy–utility reference. We report **Retain Accuracy** (A_r) on the *training set* to evaluate memorization, as forget and retain samples share class distributions, making test retain accuracy less informative. We also include **Test CE** to as-

sess generalization. Table 2 shows that in the **Standard Setting**, baselines like Bad Teacher and SISA achieve better MIA but degrade model integrity (high Test CE), while SCRUB again collapses on Tiny ImageNet (54.5% A_r). Rep. Unl. prioritizes stability, consistently achieving near-perfect retention and the lowest Test CE across all datasets. Although its MIA scores are slightly conservative, they mirror the Retraining baseline, ensuring a safer high-utility operating point. In the **Zero-Shot Setting**, the gap widens: B. Shrinking and EMMN fail to balance the objective on complex tasks (e.g., EMMN drops to 1.2% A_r). Rep. Unl. ZS stands out, achieving near-perfect retention, MIA scores comparable to Retraining, and low Test CE—demonstrating that our proxies enable precise removal even without access to retain data.

4.4. Computational Efficiency.

Figure 4 reports the unlearning speed-ups relative to full retraining for the class unlearning scenario. Our framework demonstrates superior scalability, with efficiency gains increasing dramatically alongside dataset complexity. On the largest benchmark, Tiny ImageNet, Rep. Unl. ZS achieves a massive **754× speed-up**, significantly outpacing even our standard Rep. Unl. (235×). This internal advantage arises because the zero-shot variant processes strictly the forget set, avoiding the computational overhead of iterating through the retain data. Crucially, however, both variants outperform all competing baselines by orders of magnitude. This dominance is consistent across CIFAR-100 and CIFAR-10, where our two approaches consistently top the efficiency rankings. We observe analogous speed-ups for the random data unlearning protocol. Furthermore, beyond execution time, our method is highly resource-efficient; as detailed in Appendix E, we report the peak GPU memory allocation for all methods, showing that our approach minimizes memory overhead. This combination of speed and low resource consumption establishes our framework as the most viable candidate for large-scale unlearning deployments.

Table 1. **Class Unlearning Results.** Test A_r denotes accuracy on the retain classes (higher is better). Test A_f denotes accuracy on the forget classes (lower is better). Test CE denotes the Cross-Entropy with the Retrain baseline, where lower values indicate better preservation of general model utility (lower is better).

Method	CIFAR-10			CIFAR-100			Tiny ImageNet		
	Test $A_r \uparrow$	Test $A_f \downarrow$	Test CE \downarrow	Test $A_r \uparrow$	Test $A_f \downarrow$	Test CE \downarrow	Test $A_r \uparrow$	Test $A_f \downarrow$	Test CE \downarrow
<i>Reference Baselines</i>									
Retraining	94.1 \pm 0	0.0 \pm 0	0.00 \pm 0	74.4 \pm 0	1.1 \pm 1	0.00 \pm 0	59.7 \pm 0	0.0 \pm 0	0.00 \pm 0
Fine-tuning	91.3 \pm 0	12.9 \pm 4	0.47 \pm 0	69.0 \pm 1	5.9 \pm 3	1.59 \pm 0	55.8 \pm 0	7.6 \pm 2	2.50 \pm 1
<i>Standard Setting (Access to \mathcal{D}_r and \mathcal{D}_f)</i>									
SISA	91.8 \pm 0	0.3 \pm 0	0.30 \pm 0	69.7 \pm 1	16.6 \pm 4	0.86 \pm 0	58.9 \pm 0	58.2 \pm 2	1.87 \pm 1
SCRUB	93.1 \pm 0	0.0 \pm 0	0.31 \pm 0	73.3 \pm 0	9.9 \pm 3	0.79 \pm 0	48.9 \pm 1	0.0 \pm 0	2.11 \pm 1
UNSIR	91.3 \pm 0	14.1 \pm 11	0.49 \pm 0	72.4 \pm 0	18.9 \pm 4	0.86 \pm 0	46.9 \pm 1	46.3 \pm 2	4.91 \pm 1
Bad Teacher	92.8 \pm 0	8.4 \pm 1	0.52 \pm 0	67.2 \pm 1	10.7 \pm 1	1.69 \pm 0	56.0 \pm 0	8.4 \pm 1	2.50 \pm 1
Rep. Unl.	93.5 \pm 0	1.9 \pm 2	0.36 \pm 0	73.4 \pm 0	0.2 \pm 0	0.88 \pm 0	58.7 \pm 0	0.6 \pm 1	1.80 \pm 1
<i>Zero-Shot Setting (No access to \mathcal{D}_r)</i>									
B. Shrinking	83.7 \pm 1	11.8 \pm 1	1.86 \pm 0	52.5 \pm 3	20.7 \pm 2	3.69 \pm 0	47.9 \pm 1	22.0 \pm 1	4.17 \pm 1
EMMN	23.3 \pm 3	0.0 \pm 0	8.51 \pm 1	1.2 \pm 0	0.0 \pm 0	18.78 \pm 2	0.5 \pm 0	0.0 \pm 0	21.77 \pm 1
GKT	46.6 \pm 24	9.0 \pm 13	2.41 \pm 1	51.2 \pm 33	43.6 \pm 29	1.21 \pm 0	45.5 \pm 2	34.0 \pm 7	2.20 \pm 0
Rep. Unl. ZS	93.2 \pm 0	4.0 \pm 3	0.42 \pm 0	69.3 \pm 0	0.2 \pm 0	0.97 \pm 0	51.6 \pm 1	0.5 \pm 0	1.98 \pm 0

Table 2. **Random Data Unlearning Results.** Train A_r (\uparrow) denotes accuracy on the retain set (higher is better). MIA denotes Membership Inference Attack accuracy, serving as a proxy for privacy risk; values closer to the Retraining baseline indicate successful unlearning. Test CE (\downarrow) denotes the Cross-Entropy with the Retrain baseline (lower is better). **Note:** UNSIR is excluded as it does not support random unlearning.

Method	CIFAR-10			CIFAR-100			Tiny ImageNet		
	Train $A_r \uparrow$	MIA	Test CE \downarrow	Train $A_r \uparrow$	MIA	Test CE \downarrow	Train $A_r \uparrow$	MIA	Test CE \downarrow
Retraining	100.0 \pm 0	53.5 \pm 0	0.00 \pm 0	100.0 \pm 0	67.1 \pm 0	0.00 \pm 0	100.0 \pm 0	68.4 \pm 0	0.00 \pm 0
Fine-tuning	98.2 \pm 0	53.4 \pm 0	0.31 \pm 0	98.5 \pm 0	67.1 \pm 0	1.43 \pm 0	97.8 \pm 1	71.6 \pm 1	2.15 \pm 0
SISA	97.8 \pm 1	52.9 \pm 0	0.20 \pm 0	95.7 \pm 2	64.7 \pm 1	0.77 \pm 0	99.7 \pm 1	78.6 \pm 1	1.25 \pm 0
SCRUB	99.9 \pm 0	55.2 \pm 0	0.18 \pm 0	100.0 \pm 0	72.6 \pm 0	0.80 \pm 0	54.5 \pm 2	49.9 \pm 0	1.25 \pm 0
Bad Teacher	88.7 \pm 1	52.9 \pm 0	0.85 \pm 0	71.5 \pm 1	62.2 \pm 0	3.28 \pm 0	78.3 \pm 2	70.1 \pm 1	3.71 \pm 0
Rep. Unl.	100.0 \pm 0	55.7 \pm 0	0.13 \pm 0	99.9 \pm 0	74.0 \pm 0	0.69 \pm 0	100.0 \pm 0	80.5 \pm 0	1.14 \pm 0
B. Shrinking	95.5 \pm 1	54.3 \pm 0	0.51 \pm 0	29.9 \pm 1	55.5 \pm 0	7.68 \pm 0	55.0 \pm 4	63.5 \pm 1	5.60 \pm 0
EMMN	15.0 \pm 3	50.3 \pm 0	11.50 \pm 3	1.2 \pm 0	49.8 \pm 0	18.73 \pm 1	0.5 \pm 0	50.1 \pm 0	19.01 \pm 5
GKT	41.3 \pm 24	50.7 \pm 1	2.55 \pm 1	56.0 \pm 50	59.6 \pm 8	9.27 \pm 11	63.3 \pm 5	62.8 \pm 1	2.05 \pm 0
Rep. Unl. ZS	99.2 \pm 0	55.6 \pm 0	0.46 \pm 0	99.9 \pm 0	71.2 \pm 0	0.80 \pm 0	98.5 \pm 0	74.0 \pm 0	1.68 \pm 0

4.5. Hyperparameter Sensitivity Analysis

This section analyzes the sensitivity of our framework to the regularization strength β and architectural complexity (hidden layers). We evaluate these effects using Test Cross-Entropy (CE) relative to the retrain baseline, as it captures global distributional fidelity. Additional metrics and accuracy breakdowns are provided in Appendix F.

Impact of β We observe a consistent optimal performance around $\beta = 10^{-3}$. However, the **Standard Setting** is notably more sensitive to deviations from this value than the **Zero-Shot Setting**. In the standard scenario, excessive regularization leads to a sharp decline in distributional fidelity. In contrast, the zero-shot variant exhibits a more gradual degradation in utility, indicating a higher tolerance to mani-

fold distortion when the model is decoupled from retain-data constraints.

Impact of Hidden Layers The robustness of our method varies with data availability. In the **Standard Setting**, performance remains stable across architectures with 0, 1, or 2 hidden layers, suggesting that the required transformation is relatively simple. This observation aligns with the linear representation hypothesis and supports the use of lightweight architectures. In contrast, the **Zero-Shot Setting** achieves the best performance with a 1-hidden-layer transformation. We hypothesize that a purely linear mapping lacks sufficient capacity to reshape the representation space effectively, while a deeper (2-layer) network overfits due to limited supervision from the forget samples alone.

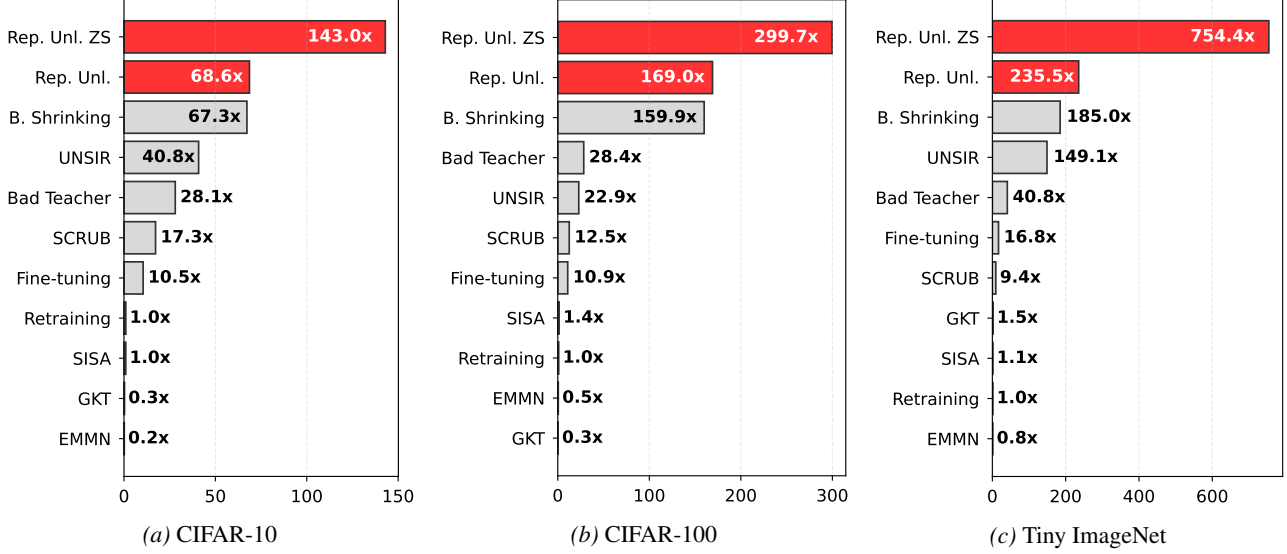


Figure 4. **Evaluation of Computational Efficiency.** A comparison of speed-up relative to full retraining for class unlearning on the CIFAR-10, CIFAR-100, and Tiny ImageNet datasets. Representation Learning methods are highlighted in red.

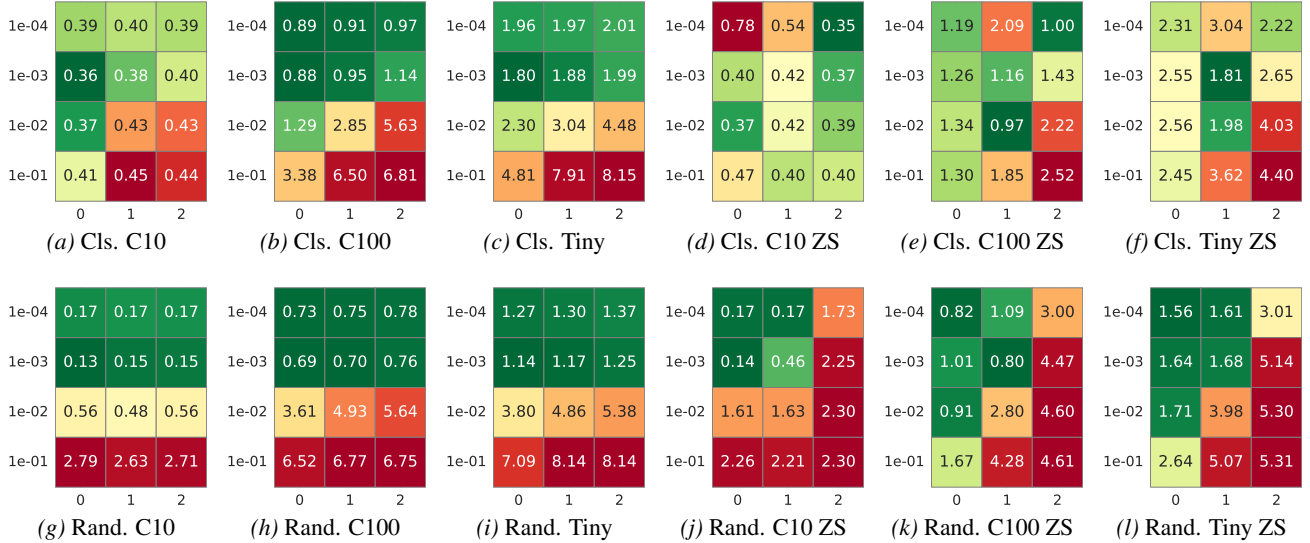


Figure 5. **Hyperparameter Sensitivity Analysis.** Effect of regularization strength β (y-axis) and transformation depth (x-axis, number of hidden layers) on distributional fidelity. Values denote **Test Cross-Entropy (CE)** relative to the Retrain baseline, where lower values indicate better preservation of the original model's probability landscape.

5. Conclusion

In this work, we introduced a novel framework for machine unlearning that operates directly in the representation space. By replacing costly full-parameter updates with a lightweight feature transformation, our method circumvents the scalability bottlenecks and high GPU demands associated with weight-centric approaches. This modular design enables the targeted removal of information while preserving the backbone's semantic structure, achieving a superior stability-plasticity trade-off without relying on second-order information.

Comprehensive experiments on CIFAR-10, CIFAR-100, and Tiny ImageNet demonstrate that Representation Unlearning achieves state-of-the-art performance. In the standard setting, it delivers near-perfect forgetting and high utility even on complex datasets where parameter-based methods struggle. Notably, both variants offer substantial speed-ups; our Zero-Shot method achieves up to 754 \times acceleration, eliminates the need to retain data, and overcomes the catastrophic collapse observed in prior baselines. This combination of efficiency, robustness, and scalability positions our framework as a practical solution for large-scale unlearning.

Acknowledgements

This work has received funding from MCIN/AEI/10.13039/501100011033 under Grant PID2024-155948OB-C53.

Impact Statement

This paper presents work whose goal is to advance the field of Machine Learning. There are many potential societal consequences of our work, none which we feel must be specifically highlighted here.

Code Availability

An implementation accompanying this work is available at https://github.com/antonioalmudevar/representation_unlearning.

References

- Alain, G. and Bengio, Y. Understanding intermediate layers using linear classifier probes. *arXiv preprint arXiv:1610.01644*, 2016.
- Alemi, A. A., Fischer, I., Dillon, J. V., and Murphy, K. Deep variational information bottleneck. *arXiv preprint arXiv:1612.00410*, 2016.
- Arpit, D., Jastrzebski, S., Ballas, N., Krueger, D., Bengio, E., Kanwal, M. S., Maharaj, T., Fischer, A., Courville, A., Bengio, Y., et al. A closer look at memorization in deep networks. In *International conference on machine learning*, pp. 233–242. PMLR, 2017.
- Basu, S., Pope, P., and Feizi, S. Influence functions in deep learning are fragile. *arXiv preprint arXiv:2006.14651*, 2020.
- Bau, D., Zhou, B., Khosla, A., Oliva, A., and Torralba, A. Network dissection: Quantifying interpretability of deep visual representations. In *Proceedings of the IEEE conference on computer vision and pattern recognition*, pp. 6541–6549, 2017.
- Bengio, Y., Courville, A., and Vincent, P. Representation learning: A review and new perspectives. *IEEE transactions on pattern analysis and machine intelligence*, 35(8): 1798–1828, 2013.
- Bishop, C. M. *Pattern Recognition and Machine Learning*. Springer, 2006.
- Bourtole, L., Chandrasekaran, V., Choquette-Choo, C. A., Jia, H., Travers, A., Zhang, B., Lie, D., and Papernot, N. Machine unlearning. In *2021 IEEE symposium on security and privacy (SP)*, pp. 141–159. IEEE, 2021.
- Carlini, N., Liu, C., Erlingsson, Ú., Kos, J., and Song, D. The secret sharer: Evaluating and testing unintended memorization in neural networks. In *28th USENIX security symposium (USENIX security 19)*, pp. 267–284, 2019.
- Chen, M., Gao, W., Liu, G., Peng, K., and Wang, C. Boundary unlearning: Rapid forgetting of deep networks via shifting the decision boundary. In *Proceedings of the IEEE/CVF Conference on Computer Vision and Pattern Recognition*, pp. 7766–7775, 2023.
- Chundawat, V. S., Tarun, A. K., Mandal, M., and Kankanhalli, M. Can bad teaching induce forgetting? unlearning in deep networks using an incompetent teacher. In *Proceedings of the AAAI Conference on Artificial Intelligence*, volume 37, pp. 7210–7217, 2023a.
- Chundawat, V. S., Tarun, A. K., Mandal, M., and Kankanhalli, M. Zero-shot machine unlearning. *IEEE Transactions on Information Forensics and Security*, 18:2345–2354, 2023b.
- Conneau, A., Kruszewski, G., Lample, G., Barrault, L., and Baroni, M. What you can cram into a single vector: Probing sentence embeddings for linguistic properties. *arXiv preprint arXiv:1805.01070*, 2018.
- Dang, Q.-V. Right to be forgotten in the age of machine learning. In *International Conference on Advances in Digital Science*, pp. 403–411. Springer, 2021.
- Feldman, V. Does learning require memorization? a short tale about a long tail. In *Proceedings of the 52nd annual ACM SIGACT symposium on theory of computing*, pp. 954–959, 2020.
- Foster, J., Schoepf, S., and Brintrup, A. Fast machine unlearning without retraining through selective synaptic dampening. In *Proceedings of the AAAI conference on artificial intelligence*, volume 38, pp. 12043–12051, 2024.
- Gao, C., Wang, L., Ding, K., Weng, C., Wang, X., and Zhu, Q. On large language model continual unlearning. *arXiv preprint arXiv:2407.10223*, 2024.
- Ginart, A., Guan, M., Valiant, G., and Zou, J. Y. Making ai forget you: Data deletion in machine learning. *Advances in neural information processing systems*, 32, 2019.
- Golatkhar, A., Achille, A., and Soatto, S. Eternal sunshine of the spotless net: Selective forgetting in deep networks. In *Proceedings of the IEEE/CVF conference on computer vision and pattern recognition*, pp. 9304–9312, 2020a.
- Golatkhar, A., Achille, A., and Soatto, S. Forgetting outside the box: Scrubbing deep networks of information accessible from input-output observations. In *European*

- Conference on Computer Vision*, pp. 383–398. Springer, 2020b.
- Graves, L., Nagisetty, V., and Ganesh, V. Amnesiac machine learning. In *Proceedings of the AAAI Conference on Artificial Intelligence*, volume 35, pp. 11516–11524, 2021.
- Jensen, J. L. W. V. Sur les fonctions convexes et les inégalités entre les valeurs moyennes. *Acta mathematica*, 30(1):175–193, 1906.
- Kirkpatrick, J., Pascanu, R., Rabinowitz, N., Veness, J., Desjardins, G., Rusu, A. A., Milan, K., Quan, J., Ramalho, T., Grabska-Barwinska, A., et al. Overcoming catastrophic forgetting in neural networks. *Proceedings of the national academy of sciences*, 114(13):3521–3526, 2017.
- Kurmanji, M., Triantafillou, P., Hayes, J., and Triantafillou, E. Towards unbounded machine unlearning. *Advances in neural information processing systems*, 36:1957–1987, 2023.
- Liu, G., Ma, X., Yang, Y., Wang, C., and Liu, J. Federated unlearning. *arXiv preprint arXiv:2012.13891*, 2020.
- Mantelero, A. The eu proposal for a general data protection regulation and the roots of the ‘right to be forgotten’. *Computer Law & Security Review*, 29(3):229–235, 2013.
- Melis, L., Song, C., De Cristofaro, E., and Shmatikov, V. Exploiting unintended feature leakage in collaborative learning. In *2019 IEEE symposium on security and privacy (SP)*, pp. 691–706. IEEE, 2019.
- Mittal, A. Lora unlearns more and retains more (student abstract). In *Proceedings of the AAAI Conference on Artificial Intelligence*, volume 39, pp. 29431–29432, 2025.
- Mu, J. and Andreas, J. Compositional explanations of neurons. *Advances in Neural Information Processing Systems*, 33:17153–17163, 2020.
- Nanda, N., Chan, L., Lieberum, T., Smith, J., and Steinhardt, J. Progress measures for grokking via mechanistic interpretability. *arXiv preprint arXiv:2301.05217*, 2023.
- Neel, S., Roth, A., and Sharifi-Malvajerdi, S. Descent-to-delete: Gradient-based methods for machine unlearning. In *Algorithmic Learning Theory*, pp. 931–962. PMLR, 2021.
- Northcutt, C. G., Athalye, A., and Mueller, J. Pervasive label errors in test sets destabilize machine learning benchmarks. *arXiv preprint arXiv:2103.14749*, 2021.
- Papayan, V., Han, X. Y., and Donoho, D. L. Prevalence of neural collapse during the terminal phase of deep learning training. *Proceedings of the National Academy of Sciences*, 117(40):24652–24663, 2020.
- Pardau, S. L. The california consumer privacy act: Towards a european-style privacy regime in the united states. *J. Tech. L. & Pol’y*, 23:68, 2018.
- Park, K., Choe, Y. J., and Veitch, V. The linear representation hypothesis and the geometry of large language models. *arXiv preprint arXiv:2311.03658*, 2023.
- Politou, E., Alepis, E., and Patsakis, C. Forgetting personal data and revoking consent under the gdpr: Challenges and proposed solutions. *Journal of cybersecurity*, 4(1):tyy001, 2018a.
- Politou, E., Michota, A., Alepis, E., Pocs, M., and Patsakis, C. Backups and the right to be forgotten in the gdpr: An uneasy relationship. *Computer Law & Security Review*, 34(6):1247–1257, 2018b.
- Poole, B., Ozair, S., Van Den Oord, A., Alemi, A., and Tucker, G. On variational bounds of mutual information. In *International conference on machine learning*, pp. 5171–5180. PMLR, 2019.
- Raghu, M., Poole, B., Kleinberg, J., Ganguli, S., and Sohl-Dickstein, J. On the expressive power of deep neural networks. In *international conference on machine learning*, pp. 2847–2854. PMLR, 2017.
- Sekharia, A., Acharya, J., Kamath, G., and Suresh, A. T. Remember what you want to forget: Algorithms for machine unlearning. *Advances in Neural Information Processing Systems*, 34:18075–18086, 2021.
- Shokri, R., Stronati, M., Song, C., and Shmatikov, V. Membership inference attacks against machine learning models. In *2017 IEEE symposium on security and privacy (SP)*, pp. 3–18. IEEE, 2017.
- Steinhardt, J., Koh, P. W. W., and Liang, P. S. Certified defenses for data poisoning attacks. *Advances in neural information processing systems*, 30, 2017.
- Tarun, A. K., Chundawat, V. S., Mandal, M., and Kankanhalli, M. Fast yet effective machine unlearning. *IEEE Transactions on Neural Networks and Learning Systems*, 35(9):13046–13055, 2023.
- Thudi, A., Deza, G., Chandrasekaran, V., and Papernot, N. Unrolling sgd: Understanding factors influencing machine unlearning. In *2022 IEEE 7th European Symposium on Security and Privacy (EuroS&P)*, pp. 303–319. IEEE, 2022.
- Tishby, N., Pereira, F. C., and Bialek, W. The information bottleneck method. *arXiv preprint physics/0004057*, 2000.
- Xu, H., Zhu, T., Zhang, L., Zhou, W., and Yu, P. S. Machine unlearning: A survey. *ACM Computing Surveys*, 56(1):1–36, 2023.

A. Mathematical Derivations

A.1. Derivation of Equation 2

We aim to upper bound the mutual information between the latent variables Z and Z' conditioned on the input X_r , denoted as $I(Z'; Z | X_r)$. We assume the Markov chain $X_r \rightarrow Z \rightarrow Z'$, which implies $p_\phi(z' | z, x_r) = p_\phi(z' | z)$.

To derive the bound, we introduce a variational approximation $r_\theta(z' | x_r)$ to the true marginal posterior $p_{\theta, \phi}(z' | x_r)$.

$$\begin{aligned}
I(Z'; Z | X_r) &= \iiint p_{\theta, \phi}(z', z, x_r) \log \frac{p_\phi(z' | z)}{p_{\theta, \phi}(z' | x_r)} dz' dz dx_r \\
&= \iiint p(x_r) p_\theta(z | x_r) p_\phi(z' | z) \log \left(\frac{p_\phi(z' | z)}{r_\theta(z' | x_r)} \cdot \frac{r_\theta(z' | x_r)}{p_{\theta, \phi}(z' | x_r)} \right) dz' dz dx_r \\
&\quad \text{(Multiply and divide by the variational distribution } r_\theta(z' | x_r) \text{)} \\
&= \mathbb{E}_{p_\theta(z, x_r)} \left[\int p_\phi(z' | z) \log \frac{p_\phi(z' | z)}{r_\theta(z' | x_r)} dz' \right] + \mathbb{E}_{p(x_r)} \left[\int p_{\theta, \phi}(z' | x_r) \log \frac{r_\theta(z' | x_r)}{p_{\theta, \phi}(z' | x_r)} dz' \right] \\
&\quad \text{(Split the logarithm and identify expectations)} \\
&= \mathbb{E}_{p(x_r)} [\mathbb{E}_{p_\theta(z|x_r)} [D_{\text{KL}}(p_\phi(z' | z) \| r_\theta(z' | x_r))]] - \mathbb{E}_{p(x_r)} [D_{\text{KL}}(p_{\theta, \phi}(z' | x_r) \| r_\theta(z' | x_r))] \quad (22)
\end{aligned}$$

Since the Kullback-Leibler divergence is non-negative ($D_{\text{KL}} \geq 0$), dropping the second term yields the following upper bound:

$$I(Z'; Z | X_r) \leq \mathbb{E}_{p(x_r)} [\mathbb{E}_{p_\theta(z|x_r)} [D_{\text{KL}}(p_\phi(z' | z) \| r_\theta(z' | x_r))]] \quad (23)$$

where the variational distribution is parameterized as a Gaussian, $r_\theta(z' | x) = \mathcal{N}(e_\theta(x), \sigma^2 I)$.

A.2. Derivation of Equation 6

Here, we extend the bound by introducing label information Y_r . We assume the data distribution includes labels such that we integrate over the joint $p_{\theta, \phi}(z', z, x_r, y_r)$. We introduce a label-conditional variational approximation $r_\theta(z' | y_r)$.

$$\begin{aligned}
I(Z'; Z | X_r) &= \iiint p_{\theta, \phi}(z', z, x_r, y_r) \log \frac{p_\phi(z' | z)}{p_{\theta, \phi}(z' | x_r)} dz' dz dx_r dy_r \\
&= \mathbb{E}_{p_{\theta, \phi}(z', z, x_r, y_r)} \left[\log \left(\frac{p_\phi(z' | z)}{r_\theta(z' | y_r)} \cdot \frac{r_\theta(z' | y_r)}{p_{\theta, \phi}(z' | x_r)} \right) \right] \\
&\quad \text{(Introduce } r_\theta(z' | y_r) \text{ inside the logarithm)} \\
&= \mathbb{E}_{p(y_r)} \mathbb{E}_{p_\theta(z|y_r)} \int p_\phi(z' | z) \log \frac{p_\phi(z' | z)}{r_\theta(z' | y_r)} dz' \\
&\quad - \mathbb{E}_{p(x_r, y_r)} \int p_{\theta, \phi}(z' | x_r) \log \frac{p_{\theta, \phi}(z' | x_r)}{r_\theta(z' | y_r)} dz' \\
&\quad \text{(Split terms and group into KL divergences)} \\
&= \mathbb{E}_{p(y_r)} [\mathbb{E}_{p_\theta(z|y_r)} [D_{\text{KL}}(p_\phi(z' | z) \| r_\theta(z' | y_r))]] \\
&\quad - \mathbb{E}_{p(x_r, y_r)} [D_{\text{KL}}(p_{\theta, \phi}(z' | x_r) \| r_\theta(z' | y_r))] \quad (24)
\end{aligned}$$

Utilizing the non-negativity of the KL divergence again, we obtain:

$$I(Z'; Z | X_r) \leq \mathbb{E}_{p(y_r)} [\mathbb{E}_{p_\theta(z|y_r)} [D_{\text{KL}}(p_\phi(z' | z) \| r_\theta(z' | y_r))]] \quad (25)$$

where the variational distribution is conditioned on the class label c , such that $r_\theta(z' | y_r = c) = \mathcal{N}(w_c, \sigma^2 I)$.

A.3. Derivation of Equation 12

We wish to show that $I(Z'; X_f) \leq \mathbb{E}_{p(x_f)}[D_{\text{KL}}(p_{\theta,\phi}(z' | x_f) \parallel r_{\theta}(z'))]$. By definition, the Mutual Information is given by:

$$I(Z'; X_f) = \iint p(z', x_f) \log \frac{p_{\theta,\phi}(z' | x_f)}{r_{\theta,\phi}(z')} dz' dx_f$$

We introduce a variational marginal distribution $r_{\theta}(z')$ to approximate $r_{\theta,\phi}(z')$. We multiply and divide the term inside the logarithm by $r_{\theta}(z')$:

$$\begin{aligned} I(Z'; X_f) &= \iint p(z', x_f) \log \left(\frac{p_{\theta,\phi}(z' | x_f)}{r_{\theta}(z')} \cdot \frac{r_{\theta}(z')}{r_{\theta,\phi}(z')} \right) dz' dx_f \\ &= \iint p(z', x_f) \log \frac{p_{\theta,\phi}(z' | x_f)}{r_{\theta}(z')} dz' dx_f + \iint p(z', x_f) \log \frac{r_{\theta}(z')}{r_{\theta,\phi}(z')} dz' dx_f \end{aligned}$$

The first term corresponds to the expected KL divergence conditioned on x_f . The second term simplifies to a negative KL divergence:

$$\begin{aligned} \text{Term 1} &= \mathbb{E}_{p(x_f)} \left[\int p_{\theta,\phi}(z' | x_f) \log \frac{p_{\theta,\phi}(z' | x_f)}{r_{\theta}(z')} dz' \right] = \mathbb{E}_{p(x_f)}[D_{\text{KL}}(p_{\theta,\phi}(z' | x_f) \parallel r_{\theta}(z'))] \\ \text{Term 2} &= \int r_{\theta,\phi}(z') \log \frac{r_{\theta}(z')}{r_{\theta,\phi}(z')} dz' = -D_{\text{KL}}(r_{\theta,\phi}(z') \parallel r_{\theta}(z')) \end{aligned}$$

Since the KL divergence is always non-negative, $D_{\text{KL}}(\cdot \parallel \cdot) \geq 0$, the second term is less than or equal to zero. Therefore:

$$I(Z'; X_f) \leq \mathbb{E}_{p(x_f)}[D_{\text{KL}}(p_{\theta,\phi}(z' | x_f) \parallel r_{\theta}(z'))]$$

A.4. Derivation of Equation 15

First, we express the marginal distributions using their integral definitions:

- $p_{\theta,\phi}(z' | x_f) = \int p_{\phi}(z' | z) p_{\theta}(z | x_f) dz$
- $r_{\theta}(z') = \int r_{\theta}(z' | x) p(x) dx$

Substituting these definitions into the KL divergence, we apply Jensen's inequality relying on the joint convexity of the KL divergence. Since the divergence of the expectations is less than or equal to the expectation of the divergences, we obtain the following upper bound:

$$\begin{aligned} D_{\text{KL}}(p_{\theta,\phi}(z' | x_f) \parallel r_{\theta}(z')) &= D_{\text{KL}} \left(\int p_{\phi}(z' | z) p_{\theta}(z | x_f) dz \parallel \int r_{\theta}(z' | x) p(x) dx \right) \\ &\leq \mathbb{E}_{p_{\theta}(z | x_f)} [\mathbb{E}_{p(x)} [D_{\text{KL}}(p_{\phi}(z' | z) \parallel r_{\theta}(z' | x))]] \end{aligned}$$

A.5. Derivation of Equation 19

Analogous to the process in the previous derivation:

- $r_{\theta}(z') = \int r_{\theta}(z' | y) p(y) dy$

$$\begin{aligned} D_{\text{KL}}(p_{\theta,\phi}(z' | x_f) \parallel r_{\theta}(z')) &= D_{\text{KL}} \left(\int p_{\phi}(z' | z) p_{\theta}(z | x_f) dz \parallel \int r_{\theta}(z' | y) p(y) dy \right) \\ &\leq \mathbb{E}_{p_{\theta}(z | x_f)} [\mathbb{E}_{p(y)} [D_{\text{KL}}(p_{\phi}(z' | z) \parallel r_{\theta}(z' | y))]] \end{aligned}$$

B. Representation Unlearning Algorithms

Algorithm 1 Standard Representation Unlearning

Require: Pre-trained encoder e_θ , Forget set \mathcal{D}_f , Retain set \mathcal{D}_r , Transformation f_ϕ .

Require: Hyperparameters: Learning rate η , Trade-off β

```

1: Initialize  $\phi$  (e.g., identity initialization)
2: while not converged do
3:   # 1. Sample Minibatches
4:   Sample batch  $x_f \sim \mathcal{D}_f$  and  $x_r \sim \mathcal{D}_r$ 
5:   Sample reference batch  $x \sim (\mathcal{D}_r \cup \mathcal{D}_f)$ 
6:   # 2. Compute Latent Representations
7:    $z_f \leftarrow e_\theta(x_f)$ ,  $z_r \leftarrow e_\theta(x_r)$ ,  $z \leftarrow e_\theta(x)$ 
8:   # 3. Compute Retention Loss (Eq. 5)
9:    $\mathcal{L}_r \leftarrow \frac{1}{B_r} \sum_i \|z_r^{(i)} - f_\phi(z_r^{(i)})\|_2^2$ 
10:  # 4. Compute Forget Loss (Eq. 17)
11:   $\mathcal{L}_f \leftarrow \frac{1}{B_f B_{\text{ref}}} \sum_{i,j} \|z^{(j)} - f_\phi(z_f^{(i)})\|_2^2$ 
12:  # 5. Optimization Step
13:   $\phi \leftarrow \phi - \eta \nabla_\phi (\mathcal{L}_r + \beta \mathcal{L}_f)$ 
14: end while
15: return Unlearned parameters  $\phi^*$ 

```

Algorithm 2 Zero-Shot Representation Unlearning

Require: Pre-trained encoder e_θ , Forget set \mathcal{D}_f , Classifier Weights W , Transformation f_ϕ .

Require: Hyperparameters: Learning rate η , Trade-off β .

Require: Metadata: Class counts $\{N^c\}_{c=1}^C$ (to estimate priors).

```

1: Extract class prototypes  $w_c$  from  $W$  (Neural Collapse).
2: Calculate class priors  $p(y = c) = N^c/N$ .
3: while not converged do
4:   # 1. Sample Forget Data
5:   Sample batch  $x_f \sim \mathcal{D}_f$ 
6:   # 2. Compute Latent Representations
7:    $z_f \leftarrow e_\theta(x_f)$ 
8:   # 3. Compute Zero-Shot Retention Loss (Eq. 10)
9:    $\mathcal{L}_r^{zs} \leftarrow \sum_{c \in \mathcal{Y}_r} p(y = c) \|w_c - f_\phi(w_c)\|_2^2$ 
10:  # 4. Compute Zero-Shot Forget Loss (Eq. 20)
11:   $\mathcal{L}_f^{zs} \leftarrow \frac{1}{B_f} \sum_{i=1}^{B_f} \sum_{c=1}^C p(y = c) \|w_c - f_\phi(z_f^{(i)})\|_2^2$ 
12:  # 5. Optimization Step
13:   $\phi \leftarrow \phi - \eta \nabla_\phi (\mathcal{L}_r^{zs} + \beta \mathcal{L}_f^{zs})$ 
14: end while
15: return Unlearned parameters  $\phi^*$ 

```

C. Toy Dataset Details

We use a synthetic toy classification dataset generated from a C -component isotropic Gaussian mixture in \mathbb{R}^d , with $C = 6$ classes and $d = 10$ features. Classes are balanced, i.e., $p(y = c) = 1/C$ for $c \in \{0, 1, 2, 3, 4, 5\}$. For each class c , define $\theta_c = 2\pi c/C$ and a class mean $\mu_c \in \mathbb{R}^d$ whose first two coordinates lie on a circle of radius $R = 5$:

$$(\mu_{c,1}, \mu_{c,2}) = (R \cos \theta_c, R \sin \theta_c).$$

The remaining coordinates are sampled once per class as $\mu_{c,j} \sim \mathcal{N}(0, \tau^2)$ for $j = 3, \dots, d$ with $\tau = 0.5$. Conditioned on $y = c$, examples are drawn i.i.d. as

$$x \mid (y = c) \sim \mathcal{N}(\mu_c, \sigma^2 I_d),$$

with $\sigma = 1$. Unless otherwise stated, we sample $n = 250$ points per class (total $N = Cn = 1500$). Training and test sets are generated independently by using different random seeds.

D. Competing Hyperparameters

Table 3. Hyperparameters for Retraining

Hyperparameter	C10 (C)	C10 (R)	C100 (C)	C100 (R)	TinyIM (C)	TinyIM (R)
Number of epochs	100	100	200	200	160	160
Learning rate	0.001	0.001	0.001	0.001	0.001	0.001
Max norm	0	0	0	0	0	0
Optimizer	adamw	adamw	adamw	adamw	adamw	adamw
Optimizer betas	[0.9, 0.999]	[0.9, 0.999]	[0.9, 0.999]	[0.9, 0.999]	[0.9, 0.999]	[0.9, 0.999]
Scheduler	cosine	cosine	cosine	cosine	cosine	cosine
Warmup epochs	0	0	0	0	0	0
Weight decay	0.0005	0.0005	0.0005	0.0005	0.0005	0.0005

Table 4. Hyperparameters for Fine-tuning

Hyperparameter	C10 (C)	C10 (R)	C100 (C)	C100 (R)	TinyIM (C)	TinyIM (R)
Number of epochs	10	10	10	10	10	10
Learning rate	0.001	0.001	0.001	0.001	0.001	0.001
Max norm	0	0	0	0	0	0
Optimizer	adam	adam	adam	adam	adam	adam
Weight decay	0.0005	0.0005	0.0005	0.0005	0.0005	0.0005

Table 5. Hyperparameters for SISA

Hyperparameter	C10 (C)	C10 (R)	C100 (C)	C100 (R)	TinyIM (C)	TinyIM (R)
Aggregation	logits	logits	logits	logits	logits	logits
Batch size	128	128	128	128	128	128
Epochs per slice	2	2	2	2	1	1
Learning rate	0.1	0.1	0.1	0.1	0.1	0.1
Momentum	0.9	0.9	0.9	0.9	0.9	0.9
Shards	10	10	10	10	20	20
Slices	5	5	5	5	10	10
Weight decay	0.0005	0.0005	0.0005	0.0005	0.0005	0.0005

Table 6. Hyperparameters for SCRUB

Hyperparameter	C10 (C)	C10 (R)	C100 (C)	C100 (R)	TinyIM (C)	TinyIM (R)
Alpha	1	1	0.5	0.5	0.5	0.5
Batch size forget	512	512	256	256	512	512
Batch size retain	128	128	128	128	128	128
Clip grad norm	1	1	1	1	1	1
Final min steps	0	0	1	1	10	10
Gamma	1	1	1	1	1	1
Learning rate	0.0005	0.0005	0.0005	0.0005	0.0005	0.0005
Lr decay after	2	2	2	2	2	2
Max steps	2	2	5	5	1	1
Min steps	3	3	4	4	15	15
Momentum	0.9	0.9	0.9	0.9	0.9	0.9
Optimizer	adam	adam	adam	adam	adam	adam
Rewind	false	false	false	false	false	false
Weight decay	0.0005	0.0005	0.0005	0.0005	0.0005	0.0005

Table 7. Hyperparameters for UNSIR

Hyperparameter	C10 (C)	C100 (C)	TinyIM (C)
Impair epochs	1	3	8
Impair LR	0.02	0.05	0.003
Max norm	0	0	0
Momentum	0.9	0.9	0.9
Noise batch size	32	32	16
Noise clamp	2.5	2.5	2
Noise copies	20	20	15
Noise iters	25	25	20
Noise l2 lambda	0.1	0.1	0.2
Noise LR	0.01	0.01	0.01
Repair epochs	1	1	8
Repair lr	0.01	0.01	0.008
Samples per retain class	1000	1000	450
Weight decay	0	0	0

Table 8. Hyperparameters for Bad Teacher

Hyperparameter	C10 (C)	C10 (R)	C100 (C)	C100 (R)	TinyIM (C)	TinyIM (R)
Number of epochs	3	3	5	5	5	5
Learning rate	0.0005	0.0005	0.0005	0.0005	0.0005	0.0005
Max norm	0	0	0	0	0	0
Momentum	0.9	0.9	0.9	0.9	0.9	0.9
Optimizer	sgd	sgd	sgd	sgd	sgd	sgd
Retain fraction	0.3	0.3	0.3	0.3	0.3	0.3
Temperature	1	1	1	1	1	1
Weight decay	0.0005	0.0005	0.0005	0.0005	0.0005	0.0005

Table 9. Hyperparameters for Boundary Shrinking

Hyperparameter	C10 (C)	C10 (R)	C100 (C)	C100 (R)	TinyIM (C)	TinyIM (R)
Batch size	128	128	128	128	128	128
Clamp max	1	1	1	1	1	1
Clamp min	0	0	0	0	0	0
Eps	0.25	0.25	0.05	0.05	0.05	0.05
Ft epochs	10	10	10	10	15	15
Ft lr	1e-05	1e-05	1e-05	1e-05	1e-05	1e-05
Ft momentum	0.9	0.9	0.9	0.9	0.9	0.9
Ft weight decay	0	0	0	0	0	0
Max norm	0	0	0	0	0	0

Table 10. Hyperparameters for EMMN

Hyperparameter	C10 (C)	C10 (R)	C100 (C)	C100 (R)	TinyIM (C)	TinyIM (R)
Impair LR	0.01	0.01	0.01	0.01	0.01	0.01
Impair steps	2	2	2	2	2	2
λ_{reg}	0.01	0.01	0.01	0.01	0.01	0.01
Max norm	0	0	0	0	0	0
Noise batch size	256	256	256	256	256	256
Noise LR	0.1	0.1	0.1	0.1	0.1	0.1
Noise LR decay	0.5	0.5	0.5	0.5	0.5	0.5
Noise patience	50	50	50	50	50	50
Noise steps	400	400	400	400	400	400
Weight decay	0.0001	0.0001	0.0001	0.0001	0.0001	0.0001

Table 11. Hyperparameters for GKT

Hyperparameter	C10 (C)	C10 (R)	C100 (C)	C100 (R)	TinyIM (C)	TinyIM (R)
At beta	250	250	250	250	250	250
Batch size	256	256	256	256	256	256
Kl temperature	1	1	1	1	1	1
Learning rate	0.001	0.001	0.001	0.001	0.001	0.001
N generator iter	1	1	1	1	1	1
N pseudo batches	4000	4000	4000	4000	4000	4000
N student iter	10	10	10	10	10	10
Threshold	0.01	0.01	0.01	0.01	0.01	0.01
Z dim	128	128	128	128	128	128

E. GPU Memory Analysis

In this section, we provide a detailed analysis of the peak GPU memory allocation required by different unlearning methods. We measured the maximum memory usage (in MB) during the unlearning process, presenting the results in increasing order of dataset complexity: CIFAR-10, CIFAR-100, and Tiny ImageNet. This metric is crucial for determining the feasibility of deploying unlearning algorithms on resource-constrained edge devices or within multi-tenant cloud environments where memory is a limiting factor.

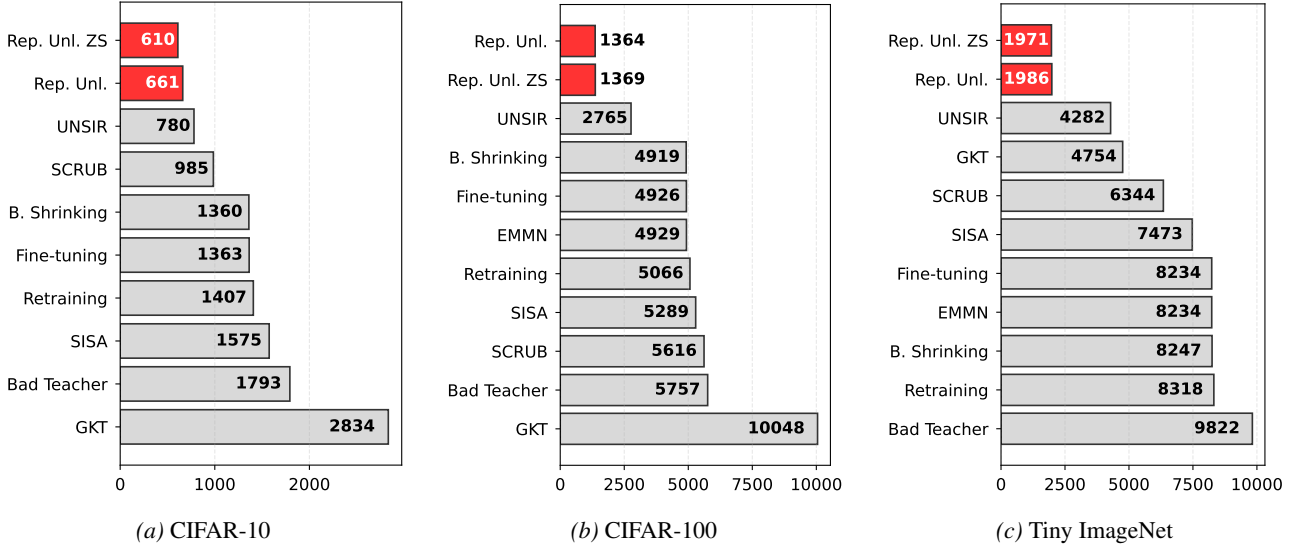


Figure 6. **Peak GPU Memory Usage (MB).** Comparison of peak memory allocation across different methods. Our proposed frameworks (**Rep. Unl.** and **Rep. Unl. ZS**) consistently require the lowest memory footprint across all datasets, scaling efficiently from CIFAR-10 to Tiny ImageNet.

CIFAR-10 Results As shown in Figure 6a, our method demonstrates exceptional efficiency on the CIFAR-10 benchmark. **Rep. Unl. ZS** operates with a negligible peak allocation of **610 MB**, and **Rep. Unl.** follows closely at **661 MB**. This is significantly lower than standard **Retraining**, which consumes **1,407 MB**, and **GKT**, which requires **2,834 MB**—more than $4\times$ the memory of our zero-shot approach.

CIFAR-100 Results Moving to the more diverse CIFAR-100 dataset (Figure 6b), our framework maintains its resource advantage. **Rep. Unl.** requires approximately **1,364 MB**, while **Rep. Unl. ZS** requires **1,369 MB**. In contrast, we observe drastic memory spikes in baseline methods; **GKT** consumes a massive **10,048 MB**, and other methods such as **SCRUB** and **SISA** require between 5,000 and 5,600 MB.

Tiny ImageNet Results Finally, on the largest and most complex benchmark, Tiny ImageNet (Figure 6c), the scalability of our approach is most evident. **Rep. Unl. ZS** uses only **1,971 MB**, and **Rep. Unl.** uses **1,986 MB**. This stands in stark contrast to **Retraining**, which demands **8,318 MB**, and the **Bad Teacher** baseline, which reaches a peak of **9,822 MB**. Even the most efficient competing baseline, **UNSIR**, requires more than double the memory (4,282 MB) of our proposed framework.

Discussion The low memory footprint of our framework can be attributed to its design, which avoids the heavy computational graph overhead associated with end-to-end backpropagation on the full network. By operating primarily on the representation space and leveraging efficient closed-form or low-overhead updates, our approach decouples unlearning efficacy from high hardware demands. This confirms that our method is not only the fastest in terms of execution time but also the most strictly memory-efficient, making it uniquely suitable for scalable deployment.

F. More Results on Ablation Studies

In this section, we provide a comprehensive sensitivity analysis of our unlearning framework. We evaluate the trade-off between unlearning efficacy (measured by accuracy on the forget set, A_f , or MIA AUC) and model utility (accuracy on the retain set, A_r). In the heatmaps presented below, the y-axis corresponds to the regularization hyperparameter $\beta \in \{10^{-4}, 10^{-3}, 10^{-2}, 10^{-1}\}$ (controlling the retain/forget trade-off), and the x-axis represents the number of hidden layers (0, 1, or 2) in the representation adapter f_θ .

F.1. Class Unlearning Protocol

For class unlearning, we aim to minimize A_f while maintaining a high A_r . Figure 7 and Figure 8 illustrate these metrics across datasets.

Impact on Retain Accuracy (A_r) We observe a distinct relationship between dataset complexity, adapter depth (x-axis), and regularization strength β (y-axis).

Robustness on Simple Datasets. On CIFAR-10, retain accuracy is remarkably stable. In the standard (Non-ZS) protocol, accuracy remains above 90.9% even at maximal regularization ($\beta = 10^{-1}$), with negligible variance across depths. Similarly, the Zero-Shot (ZS) protocol maintains high utility ($> 93\%$) for depths 1 and 2, showing only a minor dip to 88.3% at depth 0 when $\beta = 10^{-1}$.

Sensitivity in Complex Datasets. For complex distributions (CIFAR-100, Tiny ImageNet), a "utility collapse" occurs when high regularization meets deeper adapters. In Non-ZS CIFAR-100, while shallow adapters (depth 0) retain 30.7% accuracy at $\beta = 10^{-1}$, deeper ones (depth 2) collapse to 1.0%. This trend intensifies on Tiny ImageNet, where accuracy drops to near-zero (0.5% – 0.8%) for depths 1 and 2 at $\beta = 10^{-1}$, suggesting deeper adapters overfit the unlearning objective at the expense of general representations.

ZS Robustness. The Zero-Shot variant is notably more resilient to this collapse. On Tiny ImageNet at $\beta = 10^{-1}$, the ZS protocol maintains 25.7% accuracy at depth 2, significantly outperforming the Non-ZS counterpart (0.5%).

Conclusion. While simple tasks allow aggressive unlearning (high β) regardless of adapter depth, complex tasks require a careful balance. Shallower adapters (depth 0 or 1) or moderate β values ($\leq 10^{-2}$) are preferred to prevent catastrophic forgetting of the retain set.

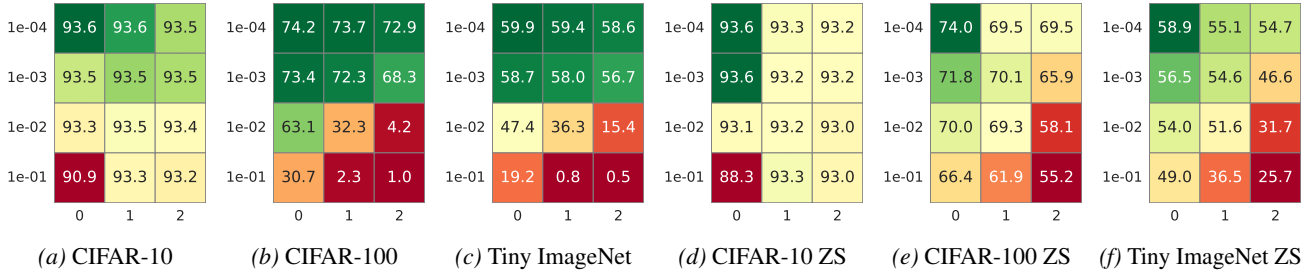


Figure 7. Test A_r in Class Unlearning. Regularization strength β (y-axis) and transformation depth (x-axis, number of hidden layers)

Impact on Forget Accuracy (A_f) We observe a strong inverse correlation between regularization strength β and forget accuracy A_f .

Effect of Regularization. Increasing β consistently drives A_f towards zero, ensuring effective unlearning. On Tiny ImageNet (Non-ZS), shifting β from 10^{-4} to 10^{-2} reduces A_f from $\sim 44.9\%$ to 0.0% , successfully erasing the target class. Similarly, on CIFAR-100 (Non-ZS), A_f drops from $\sim 33.4\% - 37.0\%$ to near-zero levels as β increases.

Effect of Adapter Depth. Deeper adapters demonstrate superior unlearning efficiency at lower regularization strengths. In the Zero-Shot (ZS) protocol for CIFAR-100 at $\beta = 10^{-4}$, a shallow adapter (depth 0) fails to unlearn ($A_f = 64.2\%$), whereas a depth-2 adapter achieves total forgetting without requiring strong regularization. This pattern repeats on Tiny ImageNet ZS, where depth-2 adapters reach 4.7% accuracy at $\beta = 10^{-4}$, compared to 49.8% for depth 0.

Conclusion. While high β values ($\geq 10^{-1}$) guarantee unlearning across most configurations, they risk utility collapse. Deeper adapters offer a strategic advantage, enabling effective unlearning at lower β values ($10^{-4} - 10^{-3}$), thereby preserving the stability of the retain set.

Representation Unlearning: Forgetting through Information Compression

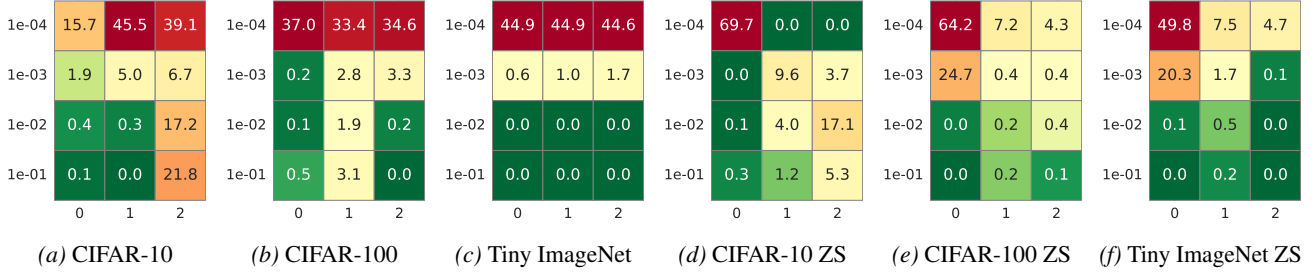


Figure 8. Test A_f in Class Unlearning. Regularization strength β (y-axis) and transformation depth (x-axis, number of hidden layers)

F.2. Random Data Unlearning Protocol

In the random data unlearning scenario, we evaluate the method’s ability to defend against membership inference attacks (MIA) while preserving utility.

Impact on Retain Accuracy (A_r) Random data unlearning exhibits significantly higher sensitivity to β than class unlearning, creating a sharper trade-off between utility and forget-set erasure.

Sensitivity and Collapse. Across all datasets, setting β too high ($\geq 10^{-2}$) risks a ”utility collapse.” For instance, on CIFAR-10 (Non-ZS), training accuracy remains perfect (100%) at $\beta \leq 10^{-3}$ but plummets to $\sim 12\% - 14\%$ at $\beta = 10^{-1}$. This threshold is even lower for complex datasets; on Tiny ImageNet (Non-ZS), the collapse begins at $\beta = 10^{-2}$, where accuracy drops to 46.8% (depth 0) and further to 5.7% (depth 2).

The ”Depth-0” Robustness in ZS. A crucial observation in the Zero-Shot (ZS) protocol is the superior stability of shallow adapters. On Tiny ImageNet ZS, the depth-0 adapter is remarkably robust, maintaining 80.1% accuracy even at $\beta = 10^{-1}$, whereas the depth-2 adapter collapses completely to 1.1%. This trend is consistent on CIFAR-100 ZS, where depth-0 retains 83.9% at $\beta = 10^{-1}$ compared to just 2.8% for depth-2.

Conclusion. To preserve model utility in random data unlearning, one must operate within a stricter regularization regime ($\beta \leq 10^{-3}$) or leverage shallow adapters (depth 0) in the ZS setting, which offer a unique resilience against catastrophic forgetting.

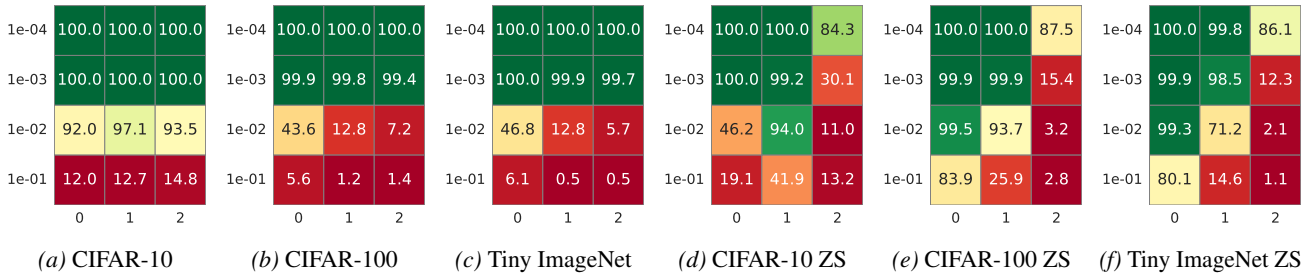


Figure 9. Train A_r in Random Data Unlearning. Regularization strength β (y-axis) and transformation depth (x-axis)

MIA Efficacy and Privacy (A_{mia}) We evaluate the defense against membership inference attacks, where an AUC of 50% represents ideal privacy (random guessing).

Effect of Regularization. Increasing β consistently lowers MIA AUC, reducing information leakage. On CIFAR-10 (Non-ZS), the AUC drops from $\sim 57.8\%$ at $\beta = 10^{-4}$ to the ideal baseline of $\sim 50.0\%$ at $\beta = 10^{-1}$. This trend is even more dramatic on complex datasets like Tiny ImageNet (Non-ZS), where high regularization reduces the AUC from a vulnerable 81.7% to a safe 49.3%.

Depth as a Privacy Enabler. Deeper adapters are significantly more effective at scrubbing private information, particularly in the Zero-Shot (ZS) protocol. On Tiny ImageNet ZS, while the depth-0 adapter fails to defend against attacks (retaining a high AUC of 78.4% even at $\beta = 10^{-1}$), the depth-2 adapter successfully reduces the AUC to 50.3%. Similarly, on CIFAR-100 ZS, depth-2 adapters reach near-perfect privacy (50.2%) at moderate regularization ($\beta = 10^{-2}$), whereas depth-0 adapters remain vulnerable (73.7%).

Conclusion. To guarantee privacy against MIA, particularly in challenging Zero-Shot scenarios, deeper adapters (depth 2) are essential. However, this creates a trade-off: deeper adapters provide superior privacy but carry a higher risk of utility collapse (as discussed in Figure 9), necessitating careful hyperparameter tuning.

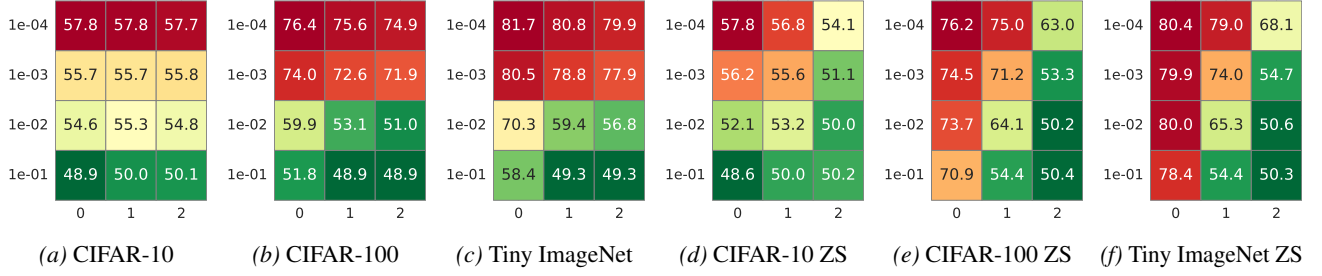


Figure 10. MIA AUC in Random Data Unlearning. Regularization strength β (y-axis) and transformation depth (x-axis)