

More Bang for the Buck: Improving the Inference of Large Language Models at a Fixed Budget using Reset and Discard (ReD)

Sagi Meir^{1,2} Tommer D. Keidar^{1,2} Noam Levi³ Shlomi Reuveni^{1,2,4} Barak Hirshberg^{1,2,4}

Abstract

The performance of large language models (LLMs) on verifiable tasks is usually measured by $\text{pass}@k$, the probability of answering a question correctly at least once in k trials. At a fixed budget, a more suitable metric is coverage@cost , the average number of unique questions answered as a function of the total number of attempts. We connect the two metrics and show that the empirically-observed power-law behavior in $\text{pass}@k$ leads to a sublinear growth of the coverage@cost (diminishing returns). To solve this problem, we propose Reset-and-Discard (ReD), a query method of LLMs that increases coverage@cost for any given budget, regardless of the $\text{pass}@k$ form. Moreover, given a $\text{pass}@k$, we can quantitatively predict the savings in the total number of attempts using ReD. If $\text{pass}@k$ is not available for the model, ReD can infer its power-law exponent. Experiments on three LLMs using HumanEval demonstrate that ReD substantially reduces the required attempts, tokens, and USD cost to reach a desired coverage, while also offering an efficient way to measure inference power-laws.

1. Introduction

Generating multiple independent candidate solutions has become a standard way to improve the performance of LLMs on verifiable reasoning tasks such as coding, mathematics, and formal proof search. Across model families and benchmarks, this can yield striking gains: relatively small models can approach or even exceed the single-sample performance of larger models when allowed many attempts (Chen et al.,

2021; Brown et al., 2024; Snell et al., 2024; Wu et al., 2024). These gains are typically reported via $\text{pass}@k$: the probability that at least one out of k generations solves a *single*, randomly-chosen instance (Kulal et al., 2019; Chen et al., 2021; First et al., 2023; Brown et al., 2024; Hassid et al., 2024; Hughes et al., 2024; Chen et al., 2024a; Levi, 2025; Schaeffer et al., 2025; Ehrlich et al., 2025; Kwok et al., 2025). Recent work has uncovered a remarkably regular empirical pattern: for many tasks, $1 - \text{pass}@k$ decays as a power-law in k across orders of magnitude (Schaeffer et al., 2025; Levi, 2025; Kazdan et al., 2025).

In practice, inference compute is often shared across a workload: a batch evaluation with a fixed token cap, an automated code repair system that must address as many tickets as possible, or a service provider operating under latency and cost constraints. In these settings, the relevant objective is not $\text{pass}@k$, but *how many distinct questions are solved* under a fixed global budget. Yet, efficient *allocation* policies under a fixed budget across *many* tasks remain underexplored.

To formalize this objective we adopt **coverage@cost** - the expected number of unique problems solved after spending a total budget (measured in attempts, tokens or USD). coverage@cost is a metric that rewards solving *more* problems rather than spending disproportionate compute on a small number of hard instances. Crucially, coverage@cost depends not only on the model, but also on the *policy* used to allocate attempts across problems.

A common implicit allocation scheme is *solve-to-completion*: repeatedly sample a problem until it is solved, then move to the next. When per-problem success probabilities vary (difficulty distribution), this policy is difficulty-biased, since hard problems consume many attempts, reducing throughput for the overall workload. Under the empirically observed power-law $\text{pass}@k$ behavior, $1 - \text{pass}@k \propto k^{-\alpha}$, commonly with $0 < \alpha < 1$, this effect can be extreme. In that case, we show that solve-to-completion yields *sublinear* coverage@cost growth, meaning that additional budget buys diminishing returns in the number of distinct solved problems.

We propose an alternative allocation policy, **Reset-and-Discard (ReD)**: (1) *Reset* sampling to the next task in line,

¹School of Chemistry, Tel Aviv University, Tel Aviv 6997801, Israel. ²The Center for Physics and Chemistry of Living Systems, Tel Aviv University, Tel Aviv 6997801, Israel. ³École Polytechnique Fédérale de Lausanne (EPFL) Lausanne, Switzerland. ⁴The Center for Computational Molecular and Materials Science, Tel Aviv University, Tel Aviv 6997801, Israel. Correspondence to: Barak Hirshberg <hirshb@tauex.tau.ac.il>.

after a fixed number of attempts τ (in the extreme, after every attempt), and (2) *Discard* problems as soon as they are solved so no further compute is spent on them. Intuitively, failures provide information: a problem that has already failed several times is more likely to be hard, so the expected marginal gain from another attempt is smaller than starting fresh on a new instance. ReD implements this “breadth-first” approach directly, and is straightforward to deploy in any pipeline that already supports repeated sampling and verification.

Our work proves the following: (1) We connect $\text{pass}@k$ to coverage@cost via renewal theory and derive expressions for coverage@cost as a function of the budget, given $\text{pass}@k$. (2) We prove that resetting strictly improves coverage@cost for any budget and any underlying difficulty distribution, and that the optimal resetting protocol is ReD every attempt ($\tau = 1$). (3) Given an empirical or modeled $\text{pass}@k$ curve, we can predict the budget savings induced by ReD to reach any target coverage; conversely, ReD trajectories provide a statistically efficient way to estimate inference power-law exponents when direct large- k $\text{pass}@k$ measurement is impractical.

We validate these results on multiple LLMs and the HumanEval benchmark (Chen et al., 2021), demonstrating that ReD increases the number of distinct problems solved at fixed budgets, yielding large savings relative to solve-to-completion allocation.

Our main contributions are:

- We derive an **exact mapping** from $\text{pass}@k$ to coverage@cost and characterize its growth under power-law $\text{pass}@k$. Namely, if the $\text{pass}@k$ scales as a power-law with exponent $0 < \alpha < 1$, as commonly empirically observed for LLMs, a standard, solve-to-completion scheme induces sublinear growth for coverage@cost . If, however, $\alpha > 1$, coverage@cost grows linearly.
- We propose **Reset-and-Discard (ReD)** and prove that **resetting improves coverage@cost at every budget** and that **ReD every attempt ($\tau = 1$) is the optimal resetting strategy**. Concretely, if the $\text{pass}@k$ scales as a power-law with exponent $0 < \alpha < 1$, ReD induces linear growth for coverage@cost , and if $\alpha > 1$, its growth is linear with a larger slope than solve-to-completion.
- We show how to **predict attempts savings** from $\text{pass}@k$, and how to **estimate inference-scaling exponents** from ReD runs when large- k evaluation is costly.
- We empirically demonstrate that ReD leads to substantial throughput improvements on verifiable LLM coding benchmarks.

The rest of the paper is structured as follows: In Sec. 3,

we define coverage@cost and provide its mapping from the $\text{pass}@k$ metric. In Sec. 4, we derive our main theoretical results for coverage@cost under our proposed resetting policy (ReD), where the number of unique tasks is large. We also discuss the practical implementation of ReD on finite-sized datasets. In Sec. 5, we show that the $\text{pass}@k$ scaling exponent can be inferred efficiently using ReD. Finally, we provide empirical verification of our results on LLM coding tasks in Sec. 6, and conclude in Sec. 7.

2. Related Work

Test-time compute on verifiable tasks. Repeated sampling with automatic verification is a standard way to amplify LLM performance on coding tasks, mathematics, and formal proof search, commonly summarized by $\text{pass}@k$ (Chen et al., 2021). Recent work documents inference-time scaling of $\text{coverage/pass}@k$ over large sample budgets (Brown et al., 2024; Wu et al., 2024), and studies compute-optimal ways to allocate test-time compute *within* a prompt via search and verifiers (Snell et al., 2024); see also the survey of inference-time algorithms (Welleck et al., 2024).

Inference-time scaling laws and forecasting large- k . Several works propose models that explain or predict empirical $\text{pass}@k$ scaling, including simple statistical ansätze and difficulty-mixture explanations (Levi, 2025; Schaeffer et al., 2025). Since large- k evaluation is expensive, recent work develops sample-efficient estimators and adaptive measurement schemes to forecast large- k behavior (Kazdan et al., 2025). Complementary to i.i.d. resampling, dynamic decomposition improves per-instance inference scaling by adaptively choosing decomposition granularity (Light et al., 2025).

Budget-aware evaluation and global throughput. Multiple works argue for evaluating reasoning strategies under explicit budgets (queries/tokens/USD) rather than a fixed k (Wang et al., 2024). In synthetic-data and self-improvement pipelines, authors also track coverage-like objectives and sampling cost when generating training data (Bansal et al., 2025; Ding et al., 2025). Outside LLMs, “coverage” (number of instances solved within time/memory limits) is a standard benchmark metric in classical planning (Torralba et al., 2020). Related allocation questions also arise in iterative code-repair/search, which trades breadth vs depth under a fixed model-call budget (Tang et al., 2024).

Restarts, stochastic resetting, and heavy-tailed runtimes. Restart strategies are commonly used in randomized algorithms and combinatorial search, to reduce per-instance runtime and its variability (Luby et al., 1993; Gomes et al., 1997; 2000; Walsh, 1999; Williams et al., 2003; Streeter et al., 2007). A parallel line of work explores the role of

restart in stochastic processes and non-equilibrium statistical physics (Evans & Majumdar, 2011; Gupta et al., 2014; Kusmierz et al., 2014; Belan, 2018; Gupta et al., 2020; De Bruyne et al., 2020; 2022; Sokolov, 2023; Kumar & Pal, 2023; Yin & Barkai, 2023). Results have been obtained for when and how restarting reduces mean first-passage (completion) times, (Reuveni, 2016; Pal & Reuveni, 2017; Chechkin & Sokolov, 2018; Pal et al., 2019; 2022; Evans et al., 2020). Recent developments have considerably expanded the use of resetting, demonstrating that it can accelerate sampling in high-dimensional diffusion and rare-event processes (Blumer et al., 2022; 2024; Church et al., 2025; Keidar et al., 2025; Blumer & Hirshberg, 2025). In ML training, restart ideas also appear in warm-restart learning-rate schedules, resetting-based regularization under label noise, and training speedup predictions with respect to a resetting interval (Loshchilov & Hutter, 2016; Bae et al., 2025; Meir et al., 2025).

Most prior work improves *per-instance* success or its measurement. We instead optimize *global throughput*: how to allocate a fixed inference budget across many independent questions. Our ReD policy applies the restart principle *across tasks* and yields provable gains in budgeted coverage.

3. Mapping pass@ k to coverage@cost

3.1. pass@ k and its asymptotic power-law behavior

We follow similar notation to (Levi, 2025; Schaeffer et al., 2025; Kazdan et al., 2025). Throughout this work we will assume a **perfect verifier**, we discuss relaxation of this assumption in the outlook (Sec. 7). We denote the probability of success at a single attempt on the i -th question as p_i and its cumulative distribution function (CDF) as $\text{pass}_i@k = 1 - (1 - p_i)^k$. Each question has a different p_i (“difficulty”) drawn from some distribution $\mathcal{P}(p)$. Then, averaging over the ensemble, $\text{pass}@k$ is defined as the probability of at least one success in k trials,

$$\begin{aligned} \text{pass}@k &:= \mathbb{E}[\text{pass}_i@k] = \\ &= 1 - \mathbb{E}[(1 - p_i)^k] = 1 - \int_0^1 (1 - p)^k \mathcal{P}(p) dp. \end{aligned} \quad (1)$$

Eq. (1) is general and leads, under mild assumptions, to an asymptotic power-law behavior of $\text{pass}@k$. To see this, we consider difficulty distributions that for $p \ll 1$ have the form $\mathcal{P}(p) \simeq c p^{\alpha-1}$, where c and α are positive constants. We then observe that $1 - \text{pass}@k = \frac{1}{k} \int_0^k (1 - z/k)^k \mathcal{P}(z/k) dz$, by a simple change of variable $z = pk$. Taking the large k limit then yields

$$1 - \text{pass}@k \underset{k \gg 1}{\approx} \frac{c}{k^\alpha} \int_0^\infty e^{-z} z^{\alpha-1} dz = c \Gamma(\alpha) k^{-\alpha}, \quad (2)$$

where we have used the definition of the Gamma function, $\Gamma(\cdot)$. From Eq. (2) it is clear that any distribution of “diffi-

culties” $\mathcal{P}(p)$ with power-law behavior at small p , results in a power-law scaling for $\text{pass}@k$, as also obtained by (Schaeffer et al., 2025).

3.2. Prediction of coverage@cost from pass@ k

The coverage@cost metric represents the mean number of unique questions answered under a given budget or number of attempts.

Definition 3.1. Let $x(t)$ be the number of unique questions answered by an LLM after a cumulative number of attempts t . In each realization, the order of the questions in the pool is random. The model attempts to solve each question repeatedly, until it is solved. Then,

$$x(t) := \sum_{n=1}^{\infty} \mathbb{I}_{\{J_n \leq t\}} = \sup \{n : J_n \leq t\}, \quad (3)$$

where, \mathbb{I} is the indicator function and J_n is the total number of attempts to answer questions $i = 1, \dots, n$,

$$J_n := \sum_{i=1}^n T^{(i)}, \quad (4)$$

where $T^{(i)}$ is the number of attempts to answer the i -th question in the pool for the first time. Because all the questions are i.i.d., $T^{(i)} \sim T$, $\forall i$. We define

$$\text{coverage@cost}(t) := \langle x(t) \rangle, \quad (5)$$

where we reserve the notation $\mathbb{E}[\cdot]$ for averages over the questions difficulty distribution and use brackets $\langle \cdot \rangle$ for averages over random realizations.

We recognize that Eq. (3) is a renewal process and that $\text{coverage@cost}(t)$ can be predicted using the following recurrence relation (Grimmett & Stirzaker, 2020),

$$\begin{aligned} \text{coverage@cost}(t) &= F(t) + \\ &\sum_{j=1}^t \text{coverage@cost}(t-j) [F(j) - F(j-1)]. \end{aligned} \quad (6)$$

In Eq. (6), $F(t) := \Pr(T \leq t) = \text{pass}@t$ is the CDF of the renewal process (see the full derivation in App. A.1). Similarly, we can obtain the second moment of $x(t)$ (see App. A.1).

3.3. Growth of the coverage@cost for a large dataset

Recalling the definition of the Z-transform,

$$\mathcal{Z}\{\text{coverage@cost}\}(z) = \sum_{t=0}^{\infty} z^t \text{coverage@cost}(t),$$

where $z \in [0, 1)$. We apply it to Eq. (6), and expand around $z = 1$, to get the behavior of coverage@cost at times that

are larger than the typical time to answer a question in the dataset. As shown in App. A.2, depending on the inference power-law exponent α , two behaviors can be observed

$$\begin{cases} \text{coverage@cost}(t) \propto t^\alpha & 0 < \alpha < 1, \\ \text{coverage@cost}(t) \simeq \frac{t}{\mathbb{E}[T]} & \alpha > 1, \end{cases} \quad (7)$$

Namely, in the case where $0 < \alpha < 1$, $\mathbb{E}[T]$ diverges, and then coverage@cost will scale sub-linearly in t . However, if $\mathbb{E}[T]$ is finite, coverage@cost will scale linearly in t .

As we will show in the next section, ReD is always able to improve coverage@cost for all t . Importantly, for the case where $\mathbb{E}[T]$ diverges, ReD will make it finite, making a dramatic, qualitative change in coverage@cost, moving from sublinear to linear growth. Analysis done in (Levi, 2025) on several models and datasets shows that the more common case is $\alpha < 1$ which means $\mathbb{E}[T]$ diverges, underscoring the strength of the ReD methodology. If $\mathbb{E}[T]$ is finite, ReD will reduce the mean number of attempts to answer a randomly sampled question, and therefore will increase the slope of the linear growth of coverage@cost as a function of t .

4. ReD improves coverage@cost

We first formally introduce Alg. 1 (Reset and Discard). Informally, ReD cycles through questions in rounds. We try each question up to τ times. If it is solved, it is added to Coverage and discarded from the question pool; otherwise, we reset by moving it to the back of the queue, and continuing to the next question.

Algorithm 1 Reset-and-Discard (ReD)

```

1: Input: question pool  $Q = \{q_i\}_{i=1}^N$ , attempt limit  $\tau$ 
2:  $L \leftarrow$  queue containing all questions in  $Q$  {initial order}
3:  $\text{Coverage} \leftarrow \emptyset$  {solved questions}
4: while  $L$  is not empty do
5:    $q \leftarrow \text{Dequeue}(L)$  {pick the next question in line}
6:    $\text{Solved} \leftarrow \text{False}$ 
7:   for  $T = 1 \rightarrow \tau$  do
8:     Attempt question  $q$ 
9:     if successful then
10:       $\text{Coverage} \leftarrow \text{Coverage} \cup \{q\}$ 
11:       $\text{Solved} \leftarrow \text{True}$ 
12:       $Q \leftarrow Q \setminus \{q\}$  {discard  $q$  permanently}
13:      break
14:     end if
15:   end for
16:   if not  $\text{Solved}$  then
17:      $\text{Enqueue}(L, q)$  {reset: send  $q$  to the back}
18:   end if
19: end while
20: Return  $Q, \text{Coverage}$ 

```

4.1. Connecting pass@ k to coverage@cost with ReD

Eq. (6) establishes a connection between the pass@ k metric to the coverage@cost. Here, we show how to obtain the coverage@cost under resetting, i.e., when a question that was not answered after τ attempts is replaced by a new randomly-chosen question. We first consider an infinitely large question pool and address finite-sized datasets in Sec. 4.3. This ReD procedure is characterized by a different random variable T_τ , representing the number of attempts to answer a single, randomly chosen question correctly under resetting, defined as,

$$T_\tau = \begin{cases} T & \text{if } T \leq \tau, \\ \tau + T'_\tau & \text{if } T > \tau, \end{cases} \quad (8)$$

where, T'_τ is an i.i.d. copy of T_τ and independent of T .

Eq. (3) describes the ReD process if we replace the random variable T with T_τ . Therefore, Eq. (6) is also valid for the ReD protocol, if we replace $F(t)$ by $F_\tau(t)$, the CDF of T_τ .

$$\begin{aligned} \text{coverage@cost}_\tau(t) &= F_\tau(t) + \\ &\sum_{j=1}^t \text{coverage@cost}_\tau(t-j) [F_\tau(j) - F_\tau(j-1)]. \end{aligned} \quad (9)$$

Next, we use a known connection between $F(t) = \text{pass}@t$ of the solve-to-completion policy and $F_\tau(t)$, (Eliazar & Reuveni, 2021)

$$\begin{aligned} F_\tau(t) &= 1 - (1 - F(\tau))^n (1 - F(u)), \\ n &= \left\lfloor \frac{t}{\tau} \right\rfloor, \quad u = t - n\tau. \end{aligned} \quad (10)$$

By plugging Eq. (10) into Eq. (9), we can predict the coverage@cost $_\tau(t)$ with question-resetting every time interval τ from $F(k) = \text{pass}@k$ without resetting.

4.2. Resetting always improves coverage@cost and resetting every attempt is the optimal strategy

The mean number of attempts to answer a randomly-chosen question correctly under resetting at interval τ , $\mathbb{E}[T_\tau]$, can be found by evaluating the sum $\mathbb{E}[T_\tau] = \sum_{k=0}^{\infty} (1 - F_\tau(k))$. Plugging Eq. (10) we get (Eliazar & Reuveni, 2020; Bonomo & Pal, 2021; Meir et al., 2025),

$$\mathbb{E}[T_\tau] = \frac{G(\tau)}{F(\tau)}, \quad G(\tau) = \sum_{k=0}^{\tau-1} (1 - F(k)). \quad (11)$$

Importantly, we get that both $G(\tau)$ and $1/F(\tau)$ are finite for finite $\tau \geq 1$, since $0 < F(t) \leq 1$ for any $t \geq 1$. It means that $\mathbb{E}[T_\tau]$ is also finite. As a result, only the bottom

row of Eq. (7) is relevant. Inserting Eq. (11) results in linear growth of coverage@cost _{τ} (t),

$$\text{coverage@cost}_\tau(t) \simeq \frac{t}{\mathbb{E}[T_\tau]} = \frac{tF(\tau)}{G(\tau)}. \quad (12)$$

Comparing this equation with Eq. (7), one can immediately see that using ReD for the case where $\alpha < 1$, will increase dramatically the coverage@cost. Without ReD, one will get that coverage@cost will scale sub-linearly in time, and by simply applying resetting it will scale linearly, regardless the τ used, or the specific value of $\alpha < 1$.

For the case where $\alpha > 1$, where both solve-to-completion protocol and ReD exhibit linear growth, we show in Cor B.1 at App. B, that no matter what the underlying distribution of question difficulties $\mathcal{P}(p)$ is, ReD is always beneficial.

Finally, we prove in App. B that the optimal resetting time is $\tau = 1$ regardless of the difficulty distribution $\mathcal{P}(p)$, which is summarized in the following theorem.

Theorem 4.1 (Optimality of ReD). *For any $\mathcal{P}(p)$ and $\forall \tau \in \mathbb{N} \setminus \{0\}$, $\mathbb{E}[T_\tau] \leq \mathbb{E}[T_{\tau+1}]$, i.e., the optimal resetting time is $\tau = 1$ (proof in App. B).*

So far, we considered only *deterministic* resetting intervals, but, in general, a *stochastic* resetting time can be sampled from some distribution. However, it is known that a deterministic τ minimizes the mean time for completion of a task under resetting (Pal & Reuveni, 2017). Therefore, Thm 4.1 also shows that resetting deterministically after every attempt is the optimal resetting strategy.

4.3. Prediction of coverage@cost for a finite-sized dataset

To derive the equations for coverage@cost under ReD we neglected the effects of discarding the questions, assuming an infinite pool of questions, i.e., the probability of re-answering the same question is zero. Here, we derive an expression for coverage@cost for ReD for a finite-sized dataset composed of N questions and a resetting interval of $\tau = 1$. In this scenario, we have repeated rounds where we attempt to answer each of the remaining questions once.

We first use pass@ k to find the number of remaining questions, R_n , after n rounds. The mean number of unanswered question at the end of the n -th round is,

$$\langle R_n \rangle = N(1 - F(n)) = N(1 - \text{pass}@n). \quad (13)$$

Because the probability that a question survives after n rounds is $1 - F(n)$. Then,

$$\text{coverage@cost}_{\tau=1}(t(n)) = N - \langle R_n \rangle = N\text{pass}@n, \quad (14)$$

where $t(n)$ is the total number of attempts at the end of the n -th round. In turn, the total number of attempts is given by,

$$t(n) = \sum_{k=0}^{n-1} R_k. \quad (15)$$

Taking averages and plugging Eq. (13) into Eq. (15), gives

$$\langle t(n) \rangle = N \sum_{k=0}^{n-1} (1 - F(k)) = N \sum_{k=0}^{n-1} (1 - \text{pass}@k). \quad (16)$$

To predict coverage@cost _{$\tau=1$} for a finite dataset, we replace $t(n)$ in Eq. (14) by its average $\langle t(n) \rangle$ to obtain the following approximation

$$\text{coverage@cost}_{\tau=1}(\langle t(n) \rangle) \approx N\text{pass}@n, \quad (17)$$

for coverage@cost at fixed time points $t_n = \langle t(n) \rangle$. This approximation neglects fluctuations in R_n and t_n . We show in Sec. 6 that it works well for LLMs.

5. Inference of pass@ k power-law exponent from coverage@cost with ReD

5.1. ReD Changes the Difficulty Distribution

In Sec. 4, we created a framework that predicts coverage@cost given that pass@ k is already known. Here, we focus on the scenario where pass@ k is unknown and show that the ReD strategy enables inference of the pass@ k scaling law exponent, without full evaluation of pass@ k .

We first consider the distribution of question difficulties $\mathcal{P}(p)$. In the ReD protocol, since we discard questions that were answered correctly in previous rounds, we effectively change the difficulty distribution at every round. We denote the distribution at the n -th round as $\mathcal{P}_n(p)$. We will now show that $\mathcal{P}_n(p)$ is guaranteed to approach a beta distribution after several rounds as long as, for $p \ll 1$, the initial distribution $\mathcal{P}_0(p) \simeq cp^{\alpha-1}$. We then derive results for coverage@cost _{$\tau=1$} (t) assuming $\mathcal{P}_0(p) \sim \text{Beta}(p; \alpha, \beta)$, neglecting the initial relaxation phase.

5.2. Asymptotic Convergence of Difficulty to the Beta Distribution

The distribution $\mathcal{P}_n(p)$ represents all the questions that were left unanswered after n rounds. This is given by

$$\mathcal{P}_n(p) = \frac{\mathcal{P}_0(p)(1-p)^n}{\int_0^1 (1-p)^n \mathcal{P}_0(p) dp}, \quad (18)$$

where the new weight of questions with difficulty p is given as a product of their initial weight $\mathcal{P}_0(p)$ and the probability, $(1-p)^n$, to survive n rounds. Note that for large values of n the term $(1-p)^n$ suppresses contributions from high values

of p . In this limit, one can safely approximate $\mathcal{P}_0(p) \simeq cp^{\alpha-1}$, to obtain

$$\mathcal{P}_n(p) \underset{n \gg 1}{\approx} \frac{p^{\alpha-1}(1-p)^n}{\int_0^1 p^{\alpha-1}(1-p)^n dp} \sim \text{Beta}(p; \alpha, n+1). \quad (19)$$

5.3. Inferring the Power-law exponent from ReD

Previous works (Brown et al., 2024; Schaeffer et al., 2025; Kazdan et al., 2025) have introduced several techniques to obtain the scaling exponent α of $1 - \text{pass}@k$. Here, we derive an estimation method that is applicable to the ReD process. We start by obtaining an expression for $\mathcal{P}_n(p)$ for all values of n .

Neglecting the relaxation towards the Beta distribution and repeating the derivation in Sec. 5.2 using $\mathcal{P}_0(p) = \text{Beta}(p; \alpha, \beta)$ in Eq. (18), we obtain,

$$\mathcal{P}_n(p) = \text{Beta}(p; \alpha, \beta + n). \quad (20)$$

The meaning of Eq. (20) is that $\gamma_n R_n$ questions will be answered correctly, on average, at the n -th round, where $\gamma_n := \alpha/(\alpha + \beta + n)$ is the mean of $\text{Beta}(p; \alpha, \beta + n)$. As a result, the dynamics of this process can be written as,

$$\langle R_{n+1} \rangle = \langle R_n \rangle - \gamma_n \langle R_n \rangle. \quad (21)$$

By rearranging Eq. (21), and using the definition of γ_n , we obtain a linear equation with respect to the number of rounds,

$$-\frac{\langle R_n \rangle}{\langle R_{n+1} - R_n \rangle} = \frac{1}{\alpha}n + \frac{\alpha + \beta}{\alpha}. \quad (22)$$

Thus, plotting the ratio $\langle R_n \rangle / \langle R_{n+1} - R_n \rangle$ versus n yields a straight line whose slope is $1/\alpha$. After a few rounds, it is possible to extract the scaling exponent α from a linear fit.

6. Experiments on Large Language Models

To demonstrate the efficiency of ReD on LLMs, we ran experiments on the HumanEval dataset (Chen et al., 2021). We used two query protocols: The first is the solve-to-completion method, in which we ask a question repeatedly until it is answered correctly before moving to the next question. The second is the ReD approach, resetting every attempt, which amounts to asking questions in rounds: we ask all the questions once and discard the ones that were answered correctly from the next round.

In practice, we performed these experiments by evaluating $\text{pass}@k$ up to $k = 100$ once for each model and saving, for each question and every attempt, whether it was answered correctly in a results matrix of dimension questions \times attempts. We also recorded how many input and

output tokens were used. To generate many random realizations of the solve-to-completion evaluation procedure, we shuffle rows and columns of the results matrix and analyze them as if we used the solve-to-completion protocol. From the same shuffled data, we also generate all the realizations for the ReD protocol, by analyzing the results matrix in rounds, going column-by-column, and discarding rows that were answered in previous rounds.

We performed the experiments using the Groq API, and three different models: llama-3.1-8b-instant, llama-3.3-70b-versatile and openai/gpt-oss-20b (OpenAI, 2025). All three models were given the same prompts. We set a strict system prompt to reduce conversational filler and enforce a consistent output format: “*You are an intelligent coding assistant. You will be provided with a function signature and docstring. You must complete the function body. Return ONLY the python code for the function implementation. Do not add explanations or tests. Wrap the code in a python markdown block.*” Then, we used the standard HumanEval prompt, including the function signature and docstring. Regex is used to extract the output code. We used a temperature of 0.8 in all experiments. All the code used to generate the results of this paper will be posted on GitHub.

Fig. 1 shows the comparison between the coverage@cost, normalized by the total number of questions, as a function of the cumulative number of attempts for the three models using solve-to-completion and ReD. For each model, we plot the mean coverage over 100 random realizations (dashed lines) and its standard deviation (shaded region). We also show the realizations used for each evaluation protocol. For all models, we see that the coverage@cost is always higher using ReD, on average, than the solve-to-completion protocol, while leading to the same asymptotic coverage.

Another interesting question that arises is: given a dataset, which is the better strategy? To use a small model with ReD? or to train a much larger model? We answer this question in Fig. 2 by comparing the coverage@cost for the smaller llama-3.1-8b-instant model using the solve-to-completion protocol and ReD, and comparing it with the solve-to-completion protocol using the larger models. We employ three different measures for the cost: the total number of attempts to answer questions, the cumulative number of tokens used, and the budget in USD. The conversion from tokens to USD was done using the prices in Table 1. It is important to look at all three measures of the cost to understand the full efficiency of ReD in comparison to the standard policy.

In terms of the total number of attempts, performing ReD on the smaller model is more efficient than the larger llama model until a coverage of $\sim 90\%$ while ReD performs better or similar to the gpt-oss-20b model up to $\sim 80\%$ coverage. Clearly, the two larger models also end up an-

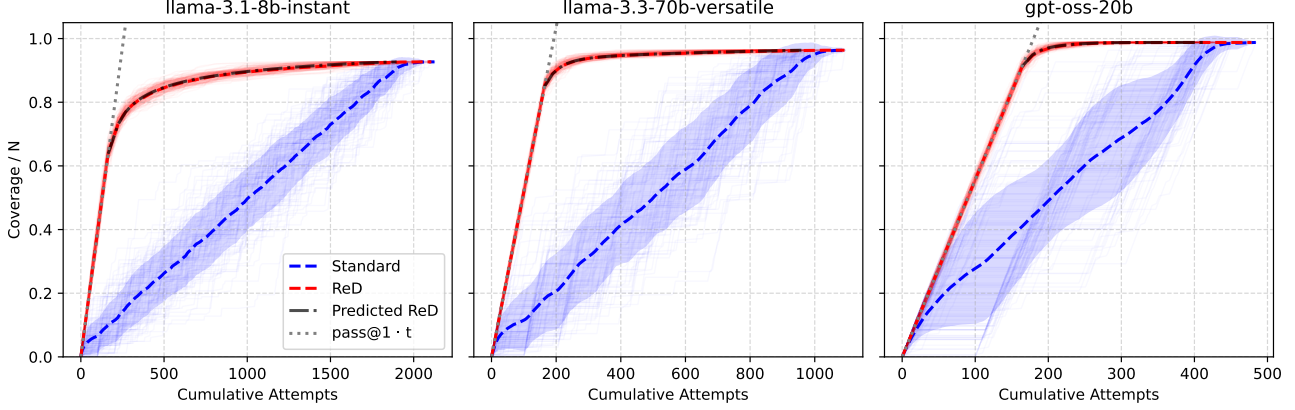


Figure 1. coverage@cost normalized by the total number of questions, $N = 164$, against cumulative number of attempts for ReD and the standard (solve-to-completion) evaluation protocol for three models: (Left) llama-3.1-8b-instant, (Middle) llama-3.3-70b-versatile, and (Right) gpt-oss-20b. The dashed lines and shaded regions represent the mean and standard deviation over random realizations, respectively. The dashed-dotted line represents predictions using Eqs. (16) and (17). The dotted line shows $\text{pass}@1 \cdot t$, which is the expected behavior in the first ReD round.

swering questions correctly that the smaller model can not, but they require substantial training efforts. ReD can be used to effectively sort the questions by hardness using the small model, leaving just the hardest questions for the larger models.

In terms of tokens, the verbosity of the models plays a significant role. In this case, ReD on the smaller llama model performs better than gpt-oss-20b for nearly all accuracies. The reason is that the gpt-oss-20b model is very verbose in its output, which uses a lot of tokens. It seems plausible to be able to minimize this added token cost through prompt engineering, but we maintained the same prompt for all models to make a fair comparison. The larger llama model is much less verbose than the gpt-oss-20b model and therefore performs better in terms of coverage against the number of tokens. However, even in this case, ReD is the preferred strategy up to $\sim 80\%$ coverage.

In terms of USD, ReD is clearly the better strategy in all cases, since the larger models are either very token-hungry or very expensive (see Table 1). The preferred strategy would be to use ReD to first answer all the questions it can answer correctly, then switching to the larger models just for those questions it did not answer at all.

Model	Input Price (per 1M tokens)	Output Price (per 1M tokens)
llama-3.1-8b-instant	\$0.05	\$0.08
llama-3.3-70b-versatile	\$0.59	\$0.79
gpt-oss-20b	\$0.075	\$0.30

Table 1. Groq token pricing used for USD cost calculations.

Finally, we demonstrate in Fig. 3 the procedure to infer the power-law exponent of the smaller llama model using ReD.

We show that using Eq. (22) we are able correctly infer the power-law behavior from a linear fit of $\langle R_n \rangle / \langle R_{n+1} - R_n \rangle$ against n . The obtained power-law is 0.34 ± 0.01 , which is in good agreement with the power-law estimated from the behavior of $1\text{-pass}@k$ at high k of 0.34 (see Fig. S1). Note that the linear regression is accurate as long as $R_n \gg 1$, otherwise the inverse of $R_{n+1} - R_n$ introduces large noise. Therefore, the linear fit was done up to the 15th round. The inference of the power-laws exponents for the two larger models is not shown because they solve almost all of the questions in very few rounds using ReD.

7. Summary and Outlook

We proposed Reset-and-Discard, ReD, a new resetting-based query protocol of LLMs that improves coverage@cost at a fixed budget. We mapped $\text{pass}@k$ to coverage@cost and showed that power-law behavior in $\text{pass}@k$ with $0 < \alpha < 1$ leads to sublinear growth of coverage@cost. We proved that ReD always improves coverage@cost; particularly, in the case of $0 < \alpha < 1$, ReD leads to a linear growth of coverage@cost and the optimal resetting protocol is ReD every attempt. We also showed that, given $\text{pass}@k$, we can predict the amount of saving obtained by performing ReD every attempt. If $\text{pass}@k$ is not available, we showed that ReD can be used to estimate the power-law exponent without needing a full $\text{pass}@k$ evaluation. Finally, we demonstrated the performance of ReD on three LLMs of varying size on the HumanEval dataset of coding tasks. In a wide range of costs, measured in attempts, total cumulative tokens or USD, ReD led to improvement over the standard solve-to-completion baseline.

The implementation of ReD has profound implications for the commercial deployment of LLMs, specifically by en-

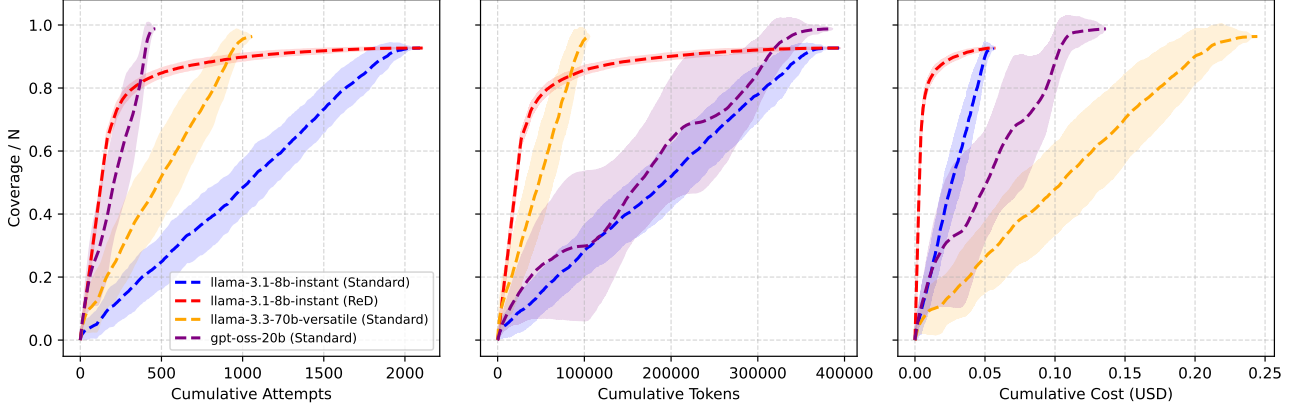


Figure 2. coverage@cost normalized by the total number of questions, $N = 164$, of llama-3.1-8b-instant (standard, solve-to-completion versus ReD) compared to llama-70b-versatile and gpt-oss-20b (standard, solve-to-completion only), measured by (Left) Attempts, (Middle) Tokens, and (Right) USD cost. The dashed lines and shaded regions represent the mean and standard deviation over random realizations, respectively.

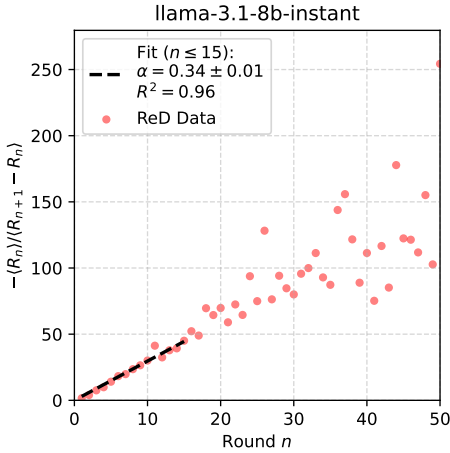


Figure 3. The ratio $-(R_n)/(R_{n+1} - R_n)$ as a function of the round number n for llama-3.1-8b-instant, where R_n is the number of unsolved problems at round n .

abling a shift from “Pay-per-Token” to “Outcome-as-a-Service.” Currently, users of commercial APIs bear the economic risk of model failure, paying for generations regardless of their validity. By utilizing ReD as a backend allocation strategy, similar to hierarchical routing proposals such as FrugalGPT (Chen et al., 2024b), providers can instead sell verified solutions. This aligns incentives: the user pays a premium only for solved tasks, while the provider maximizes profit by optimizing “Goodput” (valid tasks per USD), effectively using ReD to arbitrate between model costs and task difficulty without exposing the user to the complexity of the underlying search.

Beyond commercial servicing, ReD significantly enhances efficiency in research and edge computing domains. In the context of Reinforcement Learning algorithms like STaR

(Zelikman et al., 2022) or ReST (Gulcehre et al., 2023), which rely on self-generated synthetic data, ReD can act as an active learning filter: Rather than wasting GPU hours uniformly sampling trivial or impossible problems, ReD focuses the compute budget on the “frontier of learnability,” yielding a larger set of successful trajectories for the same training cost. Finally, ReD can be used to select which question to send to smaller models first, and which to save for larger, more expensive models. In that sense, it automatically optimizes intelligence versus cost. This is particularly critical for mobile and edge applications (Bansal et al., 2025), where ReD provides a formal framework for resource-constrained inference, determining exactly when to stop attempting a query to, e.g., preserve battery life while maximizing the total utility delivered to the user.

Limitations and future work: In this work, we considered only perfectly verifiable tasks. The topic of verification remains an open problem, and it would be of interest to study ReD under different verification methods such as Best-of- N (Wang et al., 2023), majority vote, and reward models (Christiano et al., 2023).

Furthermore, we focused on a parallel sampling scheme, where trials are independent as a sufficient baseline. It has been shown, however, that in many cases it is more beneficial to perform sequential sampling (or backtracking) (Kumar et al., 2024; Qin et al., 2025; Muennighoff et al., 2023). In future work, it would be natural to extend the ReD framework to correlated inference attempts, where memory of the previous states is retained across the reasoning trajectory.

Acknowledgments

B.H. acknowledges support from the Israel Science Foundation (grants No. 1037/22 and 1312/22), the Pazy Foundation

of the IAEC-UPBC (grant No. 415-2023). This project has received funding from the European Research Council (ERC) under the European Union’s Horizon 2020 research and innovation program (grant agreement No. 947731 to S.R.). S.M. acknowledges support from the Tel Aviv University Center for Artificial Intelligence and Data Science (TAD), and to the Israeli Planning and Budgeting Committee (VATAT). N.L. is supported by the EPFL AI4science/AI Center program.

References

- Bae, Y., Song, Y., and Jeong, H. Stochastic resetting mitigates latent gradient bias of sgd from label noise. *Machine Learning: Science and Technology*, 6(1):015062, 2025. URL <https://doi.org/10.1088/2632-2153/adb46>.
- Bansal, H., Hosseini, A., Agarwal, R., Tran, V. Q., and Kazemi, M. Smaller, weaker, yet better: Training LLM reasoners via compute-optimal sampling. In *The Thirteenth International Conference on Learning Representations*, 2025. URL <https://openreview.net/forum?id=3OyaXFQuDl>.
- Belan, S. Restart could optimize the probability of success in a bernoulli trial. *Physical review letters*, 120(8):080601, 2018. URL <https://doi.org/10.1103/PhysRevLett.120.080601>.
- Blumer, O. and Hirshberg, B. Have you tried turning it off and on again? stochastic resetting for enhanced sampling. *Wiley Interdisciplinary Reviews: Computational Molecular Science*, 15(4):e70038, 2025. URL <https://doi.org/10.1002/wcms.70038>.
- Blumer, O., Reuveni, S., and Hirshberg, B. Stochastic resetting for enhanced sampling. *The journal of physical chemistry letters*, 13(48):11230–11236, 2022. URL <https://pubs.acs.org/doi/10.1021/acs.jpcllett.2c03055>.
- Blumer, O., Reuveni, S., and Hirshberg, B. Short-time infrequent metadynamics for improved kinetics inference. *Journal of Chemical Theory and Computation*, 20(9):3484–3491, 2024. URL <https://pubs.acs.org/doi/10.1021/acs.jctc.4c00170>.
- Bonomo, O. L. and Pal, A. First passage under restart for discrete space and time: Application to one-dimensional confined lattice random walks. *Phys. Rev. E*, 103:052129, May 2021. doi: 10.1103/PhysRevE.103.052129. URL <https://doi.org/10.1103/PhysRevE.103.052129>.
- Brown, B., Juravsky, J., Ehrlich, R. S., Clark, R., Le, Q. V., Ré, C., and Mirhoseini, A. Large language mon-keys: Scaling inference compute with repeated sampling. *arXiv preprint arXiv:2407.21787*, 2024. URL <https://arxiv.org/abs/2407.21787>.
- Chechkin, A. and Sokolov, I. M. Random search with resetting: a unified renewal approach. *Physical review letters*, 121(5):050601, 2018. URL <https://doi.org/10.1103/PhysRevLett.121.050601>.
- Chen, L., Davis, J. Q., Hanin, B., Bailis, P., Stoica, I., Zaharia, M., and Zou, J. Are more llm calls all you need? towards scaling laws of compound inference systems, 2024a. URL <https://arxiv.org/abs/2403.02419>.
- Chen, L., Zaharia, M., and Zou, J. FrugalGPT: How to use large language models while reducing cost and improving performance. *Transactions on Machine Learning Research*, 2024b. ISSN 2835-8856. URL <https://openreview.net/forum?id=cSimKw5p6R>. Featured Certification.
- Chen, M., Tworek, J., Jun, H., Yuan, Q., de Oliveira Pinto, H. P., Kaplan, J., Edwards, H., Burda, Y., Joseph, N., Brockman, G., Ray, A., Puri, R., Krueger, G., Petrov, M., Khlaaf, H., Sastry, G., Mishkin, P., Chan, B., Gray, S., Ryder, N., Pavlov, M., Power, A., Kaiser, L., Bavarian, M., Winter, C., Tillet, P., Such, F. P., Cummings, D., Plappert, M., Chantzis, F., Barnes, E., Herbert-Voss, A., Guss, W. H., Nichol, A., Paino, A., Tezak, N., Tang, J., Babuschkin, I., Balaji, S., Jain, S., Saunders, W., Hesse, C., Carr, A. N., Leike, J., Achiam, J., Misra, V., Morikawa, E., Radford, A., Knight, M., Brundage, M., Murati, M., Mayer, K., Welinder, P., McGrew, B., Amodei, D., McCandlish, S., Sutskever, I., and Zaremba, W. Evaluating large language models trained on code, 2021. URL <https://arxiv.org/abs/2107.03374>.
- Christiano, P., Leike, J., Brown, T. B., Martic, M., Legg, S., and Amodei, D. Deep reinforcement learning from human preferences, 2023. URL <https://arxiv.org/abs/1706.03741>.
- Church, J. R., Blumer, O., Keidar, T. D., Ploutno, L., Reuveni, S., and Hirshberg, B. Accelerating molecular dynamics through informed resetting. *Journal of Chemical Theory and Computation*, 21(2):605–613, 2025. URL <https://pubs.acs.org/doi/10.1021/acs.jctc.4c01238>.
- De Bruyne, B., Randon-Furling, J., and Redner, S. Optimization in first-passage resetting. *Physical Review Letters*, 125(5):050602, 2020. URL <https://doi.org/10.1103/PhysRevLett.125.050602>.

- De Bruyne, B., Majumdar, S. N., and Schehr, G. Optimal resetting brownian bridges via enhanced fluctuations. *Physical Review Letters*, 128(20):200603, 2022. URL <https://doi.org/10.1103/PhysRevLett.128.200603>.
- Ding, Y., Xi, Z., He, W., Li, Z., Zhai, Y., Shi, X., Cai, X., Gui, T., Zhang, Q., and Huang, X. Mitigating tail narrowing in LLM self-improvement via socratic-guided sampling. In *Proceedings of the 2025 Annual Conference of the Nations of the Americas Chapter of the Association for Computational Linguistics (NAACL)*, 2025. URL <https://aclanthology.org/2025.naacl-long.533/>. arXiv:2411.00750.
- Ehrlich, R., Brown, B., Juravsky, J., Clark, R., Ré, C., and Mirhoseini, A. Codemonkeys: Scaling test-time compute for software engineering, 2025. URL <https://arxiv.org/abs/2501.14723>.
- Eliazar, I. and Reuveni, S. Mean-performance of sharp restart i: statistical roadmap. *Journal of Physics A: Mathematical and Theoretical*, 53(40):405004, 2020. URL <https://doi.org/10.1088/1751-8121/abae8c>.
- Eliazar, I. and Reuveni, S. Tail-behavior roadmap for sharp restart. *Journal of Physics A: Mathematical and Theoretical*, 54(12):125001, 2021. URL <https://doi.org/10.1088/1751-8121/abe4a0>.
- Evans, M. R. and Majumdar, S. N. Diffusion with stochastic resetting. *Physical Review Letters*, 106:160601, 2011. doi: 10.1103/PhysRevLett.106.160601. URL <https://doi.org/10.1103/PhysRevLett.106.160601>.
- Evans, M. R., Majumdar, S. N., and Schehr, G. Stochastic resetting and applications. *Journal of Physics A: Mathematical and Theoretical*, 53(19):193001, 2020. URL <https://doi.org/10.1088/1751-8121/ab7cfe>.
- Feller, W. *An introduction to probability theory and its applications, Volume 2*, volume 2. John Wiley & Sons, 1991.
- First, E., Rabe, M. N., Ringer, T., and Brun, Y. Baldur: Whole-proof generation and repair with large language models, 2023. URL <https://arxiv.org/abs/2303.04910>.
- Gomes, C. P., Selman, B., and Crato, N. Heavy-tailed distributions in combinatorial search. In *Principles and Practice of Constraint Programming (CP)*, 1997. URL <https://doi.org/10.1007/BFb0017434>.
- Gomes, C. P., Selman, B., and Kautz, H. A. Heavy-tailed phenomena in satisfiability and constraint satisfaction problems. *Journal of Automated Reasoning*, 24:67–100, 2000. URL <https://doi.org/10.1023/A:1006314320276>.
- Grimmett, G. and Stirzaker, D. *Probability and random processes*. Oxford university press, 2020.
- Gulcehre, C., Paine, T. L., Srinivasan, S., Kapturowski, Steven and GV, F., Denil, M., Hoffman, M., and Pascanu, R. Reinforced self-training (ReST) for language modeling. *arXiv preprint arXiv:2308.08998*, 2023. URL <https://arxiv.org/abs/2308.08998>.
- Gupta, D., Plata, C. A., and Pal, A. Work fluctuations and jarzynski equality in stochastic resetting. *Physical review letters*, 124(11):110608, 2020. URL <https://doi.org/10.1103/PhysRevLett.124.110608>.
- Gupta, S., Majumdar, S. N., and Schehr, G. Fluctuating interfaces subject to stochastic resetting. *Physical review letters*, 112(22):220601, 2014. URL <https://doi.org/10.1103/PhysRevLett.112.220601>.
- Hassid, M., Remez, T., Gehring, J., Schwartz, R., and Adi, Y. The larger the better? improved llm code-generation via budget reallocation. In *First Conference on Language Modeling*, 2024. URL <https://openreview.net/forum?id=QJvfpWSpWm>.
- Hughes, J., Price, S., Lynch, A., Schaeffer, R., Barez, F., Koyejo, S., Sleight, H., Jones, E., Perez, E., and Sharma, M. Best-of-n jailbreaking, 2024. URL <https://arxiv.org/abs/2412.03556>.
- Kazdan, J., Schaeffer, R., Allouah, Y., Sullivan, C., Yu, K., Levi, N., and Koyejo, S. Efficient prediction of pass@k scaling in large language models. *arXiv preprint arXiv:2510.05197*, 2025. URL <https://arxiv.org/abs/2510.05197>.
- Keidar, T. D., Blumer, O., Hirshberg, B., and Reuveni, S. Adaptive resetting for informed search strategies and the design of non-equilibrium steady-states. *Nature Communications*, 16(1):7259, 2025. URL <https://doi.org/10.1038/s41467-025-62398-2>.
- Kulal, S., Pasupat, P., Chandra, K., Lee, M., Padon, O., Aiken, A., and Liang, P. S. Spoc: Search-based pseudocode to code. In Wallach, H., Larochelle, H., Beygelzimer, A., d'Alché-Buc, F., Fox, E., and Garnett, R. (eds.), *Advances in Neural Information Processing Systems*, volume 32. Curran Associates, Inc., 2019. URL https://proceedings.neurips.cc/paper_files/paper/2019/file/7298332f04ac004a0ca44cc69ecf6f6b-Paper.pdf.

- Kumar, A. and Pal, A. Universal framework for record ages under restart. *Physical Review Letters*, 130(15): 157101, 2023. URL <https://doi.org/10.1103/PhysRevLett.130.157101>.
- Kumar, A., Zhuang, V., Agarwal, R., Su, Y., Co-Reyes, J. D., Singh, A., Baumli, K., Iqbal, S., Bishop, C., Roelofs, R., Zhang, L. M., McKinney, K., Shrivastava, D., Paduraru, C., Tucker, G., Precup, D., Behbahani, F., and Faust, A. Training language models to self-correct via reinforcement learning, 2024. URL <https://arxiv.org/abs/2409.12917>.
- Kusmierz, L., Majumdar, S. N., Sabhapandit, S., and Schehr, G. First order transition for the optimal search time of lévy flights with resetting. *Phys. Rev. Lett.*, 113: 220602, Nov 2014. doi: 10.1103/PhysRevLett.113.220602. URL <https://link.aps.org/doi/10.1103/PhysRevLett.113.220602>.
- Kwok, J., Agia, C., Sinha, R., Foutter, M., Li, S., Stoica, I., Mirhoseini, A., and Pavone, M. Robomoney: Scaling test-time sampling and verification for vision-language-action models, 2025. URL <https://arxiv.org/abs/2506.17811>.
- Levi, N. I. A simple model of inference scaling laws. In *Forty-second International Conference on Machine Learning*, 2025. URL <https://openreview.net/forum?id=5ulCAfxJzc>.
- Light, J., Cheng, W., Yue, W., Oyamada, M., Wang, M., Paternain, S., and Chen, H. DISC: Dynamic decomposition improves LLM inference scaling. *arXiv preprint arXiv:2502.16706*, 2025. URL <https://arxiv.org/abs/2502.16706>.
- Loshchilov, I. and Hutter, F. Sgdr: Stochastic gradient descent with warm restarts. *arXiv preprint arXiv:1608.03983*, 2016. URL <https://arxiv.org/abs/1608.03983>.
- Luby, M., Sinclair, A., and Zuckerman, D. Optimal speedup of Las Vegas algorithms. *Information Processing Letters*, 47(4):173–180, 1993. URL [https://doi.org/10.1016/0020-0190\(93\)90029-9](https://doi.org/10.1016/0020-0190(93)90029-9).
- Meir, S., Keidar, T. D., Reuveni, S., and Hirshberg, B. First-passage approach to optimizing perturbations for improved training of machine learning models. *Machine Learning: Science and Technology*, 6(2):025053, 2025. URL <https://doi.org/10.1088/2632-2153/add8df>.
- Metzler, R. and Klafter, J. The random walk’s guide to anomalous diffusion: a fractional dynamics approach. *Physics reports*, 339(1):1–77, 2000.
- Muennighoff, N., Rush, A., Barak, B., Le Scao, T., Tazi, N., Piktus, A., Pyysalo, S., Wolf, T., and Raffel, C. A. Scaling data-constrained language models. *Advances in Neural Information Processing Systems*, 36:50358–50376, 2023.
- OpenAI. gpt-oss-120b & gpt-oss-20b model card, 2025. URL <https://arxiv.org/abs/2508.10925>.
- Pal, A. and Reuveni, S. First passage under restart. *Physical Review Letters*, 118:030603, 2017. doi: 10.1103/PhysRevLett.118.030603.
- Pal, A., Eliazar, I., and Reuveni, S. First passage under restart with branching. *Physical review letters*, 122(2): 020602, 2019. URL <https://doi.org/10.1103/PhysRevLett.122.020602>.
- Pal, A., Kostinski, S., and Reuveni, S. The inspection paradox in stochastic resetting. *Journal of Physics A: Mathematical and Theoretical*, 55(2):021001, 2022.
- Qin, T., Alvarez-Melis, D., Jelassi, S., and Malach, E. To backtrack or not to backtrack: When sequential search limits model reasoning, 2025. URL <https://arxiv.org/abs/2504.07052>.
- Reuveni, S. Optimal stochastic restart renders fluctuations in first passage times universal. *Physical Review Letters*, 116(17):170601, 2016. doi: 10.1103/PhysRevLett.116.170601. URL <https://doi.org/10.1103/PhysRevLett.116.170601>.
- Schaeffer, R., Kazdan, J., Hughes, J., Juravsky, J., Price, S., Lynch, A., Jones, E., Kirk, R., Mirhoseini, A., and Koyejo, S. How do large language monkeys get their power (laws)? *arXiv preprint arXiv:2502.17578*, 2025.
- Scher, H. and Montroll, E. W. Anomalous transit-time dispersion in amorphous solids. *Phys. Rev. B*, 12:2455–2477, Sep 1975. doi: 10.1103/PhysRevB.12.2455. URL <https://doi.org/10.1103/PhysRevB.12.2455>.
- Snell, C., Lee, J., Xu, K., and Kumar, A. Scaling LLM test-time compute optimally can be more effective than scaling model parameters. *arXiv preprint arXiv:2408.03314*, 2024. URL <https://arxiv.org/abs/2408.03314>.
- Sokolov, I. M. Linear response and fluctuation-dissipation relations for brownian motion under resetting. *Physical Review Letters*, 130(6):067101, 2023. URL <https://doi.org/10.1103/PhysRevLett.130.067101>.
- Streeter, M., Golovin, D., and Smith, S. Restart schedules for ensembles of problem instances. In *Proceedings of the AAAI Conference on Artificial Intelligence (AAAI)*, 2007.

-
- Tang et al. Code repair with LLMs gives an exploration–exploitation tradeoff. In *Advances in Neural Information Processing Systems*, 2024.
- Torralba, Á., Seipp, J., and Sievers, S. Automatic configuration of benchmark sets for classical planning. In *ICAPS 2020 Workshop on Heuristics and Search for Domain-independent Planning (HSDIP)*, pp. 58–66, 2020. URL <https://ai.dmi.unibas.ch/papers/torralba-et-al-icaps2020wshsdip.pdf>.
- Walsh, T. Search in a small world. In *Proceedings of the Sixteenth International Joint Conference on Artificial Intelligence (IJCAI)*, 1999.
- Wang, J., Jain, S., Zhang, D., Ray, B., Kumar, V., and Athiwaratkun, B. Reasoning in token economies: Budget-aware evaluation of LLM reasoning strategies. In *Proceedings of the 2024 Conference on Empirical Methods in Natural Language Processing (EMNLP)*, 2024. URL <https://aclanthology.org/2024.emnlp-main.1112/>.
- Wang, X., Wei, J., Schuurmans, D., Le, Q., Chi, E., Narang, S., Chowdhery, A., and Zhou, D. Self-consistency improves chain of thought reasoning in language models, 2023. URL <https://arxiv.org/abs/2203.11171>.
- Welleck, S., Bertsch, A., Finlayson, M., Schoelkopf, H., Xie, A., Neubig, G., Kulikov, I., and Harchaoui, Z. From decoding to meta-generation: Inference-time algorithms for large language models. *Transactions on Machine Learning Research*, October 2024. URL <https://arxiv.org/abs/2406.16838>.
- Williams, R., Gomes, C. P., and Selman, B. On the connections between heavy-tailedness, backdoors, and restarts. In *Theory and Applications of Satisfiability Testing (SAT)*, 2003.
- Wu, Y., Sun, Z., Li, S., Welleck, S., and Yang, Y. Inference scaling laws: An empirical analysis of compute-optimal inference for problem-solving with language models, 2024. URL <https://arxiv.org/abs/2408.00724>.
- Yin, R. and Barkai, E. Restart expedites quantum walk hitting times. *Physical Review Letters*, 130(5): 050802, 2023. URL <https://doi.org/10.1103/PhysRevLett.130.050802>.
- Zelikman, E., Wu, Y., Mu, J., and Goodman, N. D. STaR: Bootstrapping reasoning with reasoning. In *Advances in Neural Information Processing Systems*, volume 35, pp. 15476–15488, 2022.

Appendices

A. connecting coverage@cost to pass@k for a large dataset

In this appendix, we recap known results in renewal theory (Grimmett & Stirzaker, 2020). We reproduce the proofs below for completeness and to facilitate reading.

A.1. Proof of Eq. (6)

In the main text, we defined $x(t)$ as follows,

$$x(t) := \sum_{n=1}^{\infty} \mathbb{I}_{\{J_n \leq t\}} = \sup \{n : J_n \leq t\}, \quad J_n := \sum_{i=1}^n T^{(i)}, \quad (\text{S1})$$

where $T^{(i)}$ are i.i.d. positive random variables distributed as T . Given that the first question was answered correctly at step j , renewal processes have the following recursion relation,

$$x(t) \stackrel{d}{=} \begin{cases} 1 + x(t-j) & \text{if } j \leq t, \\ 0 & \text{if } j > t. \end{cases} \quad (\text{S2})$$

In other words, for $t < j$, we have $x(t) = 0$, otherwise, $x(t) \stackrel{d}{=} 1 + x(t-j)$. This is because the first success was at time j , after which, the process renews itself and the number of additional successes from this time onward is distributed as $x(t-j)$.

To prove Eq. (6), we introduce the following notations: $m_1(t) := \text{coverage@cost}(t)$ and $f(j) := F(j) - F(j-1)$, where $F(j)$ is the CDF of T and $f(j)$ is its probability mass function. Note that with this notation, Eq. (6), has the following form

$$m_1(t) = F(t) + \sum_{j=1}^t m_1(t-j)f(j). \quad (\text{S3})$$

Next, we use the recursion relation in Eq. (S2) with the law of total expectation, $\langle x \rangle = \langle \langle x \mid y \rangle \rangle$, where $\langle x \mid y \rangle$ is the conditional expectation of x given y .

$$\begin{aligned} m_1(t) &= \langle x(t) \rangle = \langle \langle x(t) \mid T^{(1)} \rangle \rangle = \sum_{j=1}^{\infty} \langle [x(t) \mid T^{(1)} = j] \rangle f(j) = \sum_{j=1}^{\infty} \mathbb{I}_{\{j \leq t\}} (1 + \langle x(t-j) \rangle) f(j) \\ &= \sum_{j=1}^t (1 + m_1(t-j)) f(j) = F(t) + \sum_{j=1}^t m_1(t-j) f(j). \end{aligned} \quad (\text{S4})$$

Replacing $m_1(t) = \text{coverage@cost}(t)$ gives Eq. (6). Similarly, we now obtain the second moment.

We use the recursive relation in Eq. (S2), and plug $x^2(t) \stackrel{d}{=} (1 + x(t-j))^2 = 1 + 2x(t-j) + x^2(t-j)$ for time $j \leq t$.

$$\begin{aligned} m_2(t) &= \langle x^2(t) \rangle = \langle \langle x^2(t) \mid T^{(1)} \rangle \rangle = \sum_{j=1}^{\infty} \langle [x^2(t) \mid T^{(1)} = j] \rangle f(j) = \\ &= \sum_{j=1}^{\infty} \mathbb{I}_{\{j \leq t\}} (1 + 2\langle x(t-j) \rangle + \langle x^2(t-j) \rangle) f(j) = \sum_{j=1}^t (1 + 2m_1(t-j) + m_2(t-j)) f(j) = \\ &= \sum_{j=1}^t (2 + 2m_1(t-j) - 1 + m_2(t-j)) f(j) = 2m_1(t) - F(t) + \sum_{j=1}^t m_2(t-j) f(j). \end{aligned} \quad (\text{S5})$$

Overall, we get

$$m_2(t) = 2m_1(t) - F(t) + \sum_{j=1}^t m_2(t-j) f(j). \quad (\text{S6})$$

A.2. Proof of Eq. (7)

We start by taking the Z -transform of Eqs. (S3) and (S6), to get

$$\begin{aligned}\mathcal{Z}\{m_1\}(z) &= \frac{\tilde{f}(z)}{(1-z)(1-\tilde{f}(z))}, \\ \mathcal{Z}\{m_2\}(z) &= \frac{\tilde{f}(z)(1+\tilde{f}(z))}{(1-z)(1-\tilde{f}(z))^2}.\end{aligned}\tag{S7}$$

Where $\tilde{f}(z) \equiv \sum_{t=0}^{\infty} f(t)z^t$ is the Z -transform of the probability mass function of the time of answering a question. We used the relation between the Z -transform of the CDF and the probability mass function, $\tilde{F}(z) = \tilde{f}(z)/(1-z)$, and the convolution theorem for Z -transforms (Feller, 1991).

Taking the long-time limit is equivalent to taking the limit $z \rightarrow 1$, and inverting the transform. All inversions were done using the Tauberian theorem for Z -transforms (Feller, 1991). If $1 - \text{pass}@k$ decays to zero faster than ck^{-1} , with c being some constant, the mean time to answer a question will be $\mathbb{E}[T]$, and $\tilde{f}(z) = 1 - (1-z)\mathbb{E}[T] + o(1-z)$. Therefore, the asymptotic behavior around $z = 1$ of Eq. (S7) is

$$\begin{aligned}\mathcal{Z}\{m_1\}(z) &\simeq \frac{1}{(1-z)^2\mathbb{E}[T]} \Rightarrow m_1(t) \simeq \frac{t}{\mathbb{E}[T]}, \\ \mathcal{Z}\{m_2\}(z) &\simeq \frac{2}{(1-z)^3\mathbb{E}^2[T]} \Rightarrow m_2(t) \simeq \frac{t^2}{\mathbb{E}^2[T]}.\end{aligned}\tag{S8}$$

We got that in this case, coverage@cost scales linearly in time, and the slope is the inverse of the mean number of attempts to answer a single question.

It is also evident that the standard deviation of the number of unique questions answered $\sqrt{m_2(t) - m_1^2(t)}$ grows slower than t at long times. Therefore, the ratio of it with coverage@cost approaches 0 at late times. This means that in this scenario $x(t)/m_1(t)$ becomes deterministic and coverage@cost provides a good description of the dynamics.

The other case is the one in which $1 - \text{pass}@k$ decays as $ck^{-\alpha}/\Gamma(1-\alpha)$, with $0 < \alpha < 1$, for which we get that around $z = 1$, $\tilde{f}(z) = 1 - c(1-z)^\alpha + o((1-z)^\alpha)$. Then

$$\begin{aligned}\mathcal{Z}\{m_1\}(z) &\simeq \frac{1}{c(1-z)^{1+\alpha}} \Rightarrow m_1(t) \simeq \frac{t^\alpha}{c\Gamma(1+\alpha)}, \\ \mathcal{Z}\{m_2\}(z) &\simeq \frac{2}{c^2(1-z)^{1+2\alpha}} \Rightarrow m_2(t) \simeq \frac{2t^{2\alpha}}{c^2\Gamma(2\alpha+1)}.\end{aligned}\tag{S9}$$

Observe that here, the behavior of coverage@cost becomes sub-linear, with a power controlled by the inference scaling power α .

Regarding $\sigma_{x(t)}$ the standard deviation in $x(t)$, and its ratio with coverage@cost, here they approach

$$\begin{aligned}\sigma_{x(t)} &\simeq \sqrt{\frac{2}{\Gamma(2\alpha+1)} - \frac{1}{\Gamma^2(\alpha+1)} \frac{t^\alpha}{c}}, \\ \frac{\sigma_{x(t)}}{m_1(t)} &\simeq \sqrt{\frac{2\Gamma^2(\alpha+1)}{\Gamma(2\alpha+1)} - 1} \in (0, 1).\end{aligned}\tag{S10}$$

Here, the ratio between the standard deviation and the mean number of unique questions answered approaches a constant. The value of this constant varies with the value of the inference scaling power, and it is monotonically decreasing for $0 < \alpha < 1$.

The transition between the linear and sub-linear behavior of coverage@cost appears when $\alpha = 1$. For $\alpha > 1$, the mean time to answer a randomly selected question is finite, and for $\alpha < 1$ it diverges. Mathematically, this is the same behavior as the well-studied transition between diffusive and sub-diffusive behavior in continuous-time random walk models used in the physics of transport phenomena (Scher & Montroll, 1975; Metzler & Klafter, 2000).

B. Proof of Thm 4.1

Proof. We will show that $\mathbb{E}[T_{\tau+1}] \geq \mathbb{E}[T_\tau]$ for $\tau \geq 1$ and for any $\mathcal{P}(p)$. We do so by defining the following difference $D(\tau) := \mathbb{E}[T_{\tau+1}] - \mathbb{E}[T_\tau]$ and demonstrate that it is non-negative. We write the difference using Eq. (11)

$$D(\tau) = \frac{G(\tau+1)}{F(\tau+1)} - \frac{G(\tau)}{F(\tau)} = \frac{F(\tau)G(\tau+1) - F(\tau+1)G(\tau)}{F(\tau)F(\tau+1)}. \quad (\text{S11})$$

Because the denominator in Eq. (S11) is non-negative, it is left to show that the numerator is non-negative as well. We start by recalling that

$$F(\tau) := \Pr(T \leq \tau) = 1 - \int_0^1 (1-p)^\tau \mathcal{P}(p) dp = 1 - \mathbb{E}[(1-p)^\tau], \quad (\text{S12})$$

and

$$G(\tau) := \sum_{k=0}^{\tau-1} (1 - F(k)) = \int_0^1 \sum_{k=0}^{\tau-1} (1-p)^k \mathcal{P}(p) dp = \int_0^1 \frac{1 - (1-p)^\tau}{p} \mathcal{P}(p) dp = \mathbb{E} \left[\frac{1 - (1-p)^\tau}{p} \right]. \quad (\text{S13})$$

We can thus write the numerator of Eq. (S11) as

$$F(\tau)G(\tau+1) - F(\tau+1)G(\tau) = \mathbb{E}[1 - q^\tau] \mathbb{E} \left[\frac{1 - q^{\tau+1}}{p} \right] - \mathbb{E}[1 - q^{\tau+1}] \mathbb{E} \left[\frac{1 - q^\tau}{p} \right]. \quad (\text{S14})$$

where we have set $q := 1 - p$. We now observe that $\mathbb{E}[1 - q^{\tau+1}] = \mathbb{E}[1 - (1-p)q^\tau] = \mathbb{E}[1 - q^\tau] + \mathbb{E}[pq^\tau]$, and similarly $\mathbb{E} \left[\frac{1 - q^{\tau+1}}{p} \right] = \mathbb{E} \left[\frac{1 - (1-p)q^\tau}{p} \right] = \mathbb{E} \left[\frac{1 - q^\tau}{p} \right] + \mathbb{E}[q^\tau]$. Substituting back into the right hand side of Eq. (S14) we obtain

$$F(\tau)G(\tau+1) - F(\tau+1)G(\tau) = \mathbb{E}[1 - q^\tau] \mathbb{E}[q^\tau] - \mathbb{E} \left[\frac{1 - q^\tau}{p} \right] \mathbb{E}[pq^\tau]. \quad (\text{S15})$$

We now define $u := (1 - q^\tau)/p$ and continue to develop the right hand side Eq. (S15)

$$\begin{aligned} \mathbb{E}[1 - q^\tau] \mathbb{E}[q^\tau] - \mathbb{E}[pq^\tau] \mathbb{E}[u] &= \mathbb{E}[pu] \mathbb{E}[q^\tau] - \mathbb{E}[pq^\tau] \mathbb{E}[u] = \\ \mathbb{E}[u] \mathbb{E}[q^\tau] \left(\frac{\mathbb{E}[pu]}{\mathbb{E}[u]} - \frac{\mathbb{E}[pq^\tau]}{\mathbb{E}[q^\tau]} \right) &= \mathbb{E}[u] \mathbb{E}[q^\tau] \left(\frac{\mathbb{E}[pu]}{\mathbb{E}[u]} - \frac{\mathbb{E}[upq^\tau/u] \mathbb{E}[u]}{\mathbb{E}[u] \mathbb{E}[uq^\tau/u]} \right). \end{aligned} \quad (\text{S16})$$

To finish the proof, we define $\mathbb{E}_\lambda[p] = \mathbb{E}[\lambda(p)p]/\mathbb{E}[\lambda(p)]$ as the expectation with respect to the probability density $\mathcal{P}(p)\lambda(p)/\mathbb{E}[\lambda(p)]$ for a positive function $\lambda(p)$. The parenthesis on the right hand side of Eq. (S16) can then be written as

$$\mathbb{E}_u[p] - \mathbb{E}_{q^\tau}[p] = \frac{\mathbb{E}_u[p] \mathbb{E}_u[q^\tau/u] - \mathbb{E}_u[pq^\tau/u]}{\mathbb{E}_u[q^\tau/u]} = -\frac{\text{COV}_u(p, q^\tau/u)}{\mathbb{E}_u[q^\tau/u]} \geq 0.$$

The last inequality is because $q^\tau/u \geq 0$ and because $q^\tau/u = p(1-p)^\tau/(1 - (1-p)^\tau)$ is strictly *decreasing* with p , leading to a negative covariance according to the continuous version of the Chebyshev sum inequality. Thus, $D(\tau) := \mathbb{E}[T_{\tau+1}] - \mathbb{E}[T_\tau] \geq 0$, which concludes the proof. □

Corollary B.1. For any $\mathcal{P}(p)$, and $\forall \tau \in \mathbb{N} \setminus \{0\}$, $\mathbb{E}[T] \geq \mathbb{E}[T_\tau]$.

Proof. Recall $D(\tau) \geq 0$ and note that taking the limit $\tau \rightarrow \infty$ in Eq. (11) gives $\lim_{\tau \rightarrow \infty} \mathbb{E}[T_\tau] = \mathbb{E}[T]$. Therefore, $\mathbb{E}[T] = \sup\{\mathbb{E}[T_\tau]\}$. □

C. Evaluating the Power-Law Exponent for llama-3.1-8b-instant

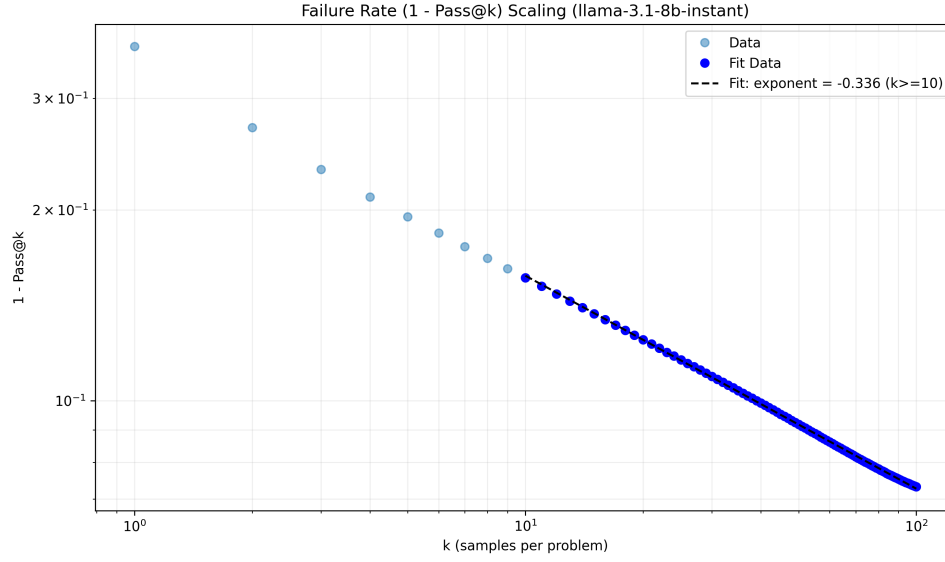


Figure S1. A linear fit of $\log(1 - \text{pass}@k)$, of the llama-3.1-8b-instant, versus $\log k$. For $k \gg 1$ indeed $(1 - \text{pass}@k) \propto k^{-\alpha}$, and the obtained power-law exponent is $\alpha = 0.34$.