

Factored Causal Representation Learning for Robust Reward Modeling in RLHF

Yupei Yang^{1,2†} Lin Yang² Wanxi Deng² Lin Qu² Fan Feng^{3,4} Biwei Huang³ Shikui Tu^{1*} Lei Xu¹

Abstract

A reliable reward model is essential for aligning large language models (LLMs) with human preferences through reinforcement learning from human feedback (RLHF). However, standard reward models are susceptible to spurious features that are not causally related to human labels. This can lead to *reward hacking*, where high predicted reward does not translate into better behavior. In this work, we address this problem from a causal perspective by proposing a factored representation learning framework that decomposes the model’s contextual embedding into (1) causal factors that are sufficient for reward prediction and (2) non-causal factors that capture reward-irrelevant attributes such as length or sycophantic bias. The reward head is then constrained to depend only on the causal component. In addition, we introduce an adversarial head trained to predict reward from the non-causal factors, while applying gradient reversal to discourage them from encoding reward-relevant information. Experiments on both mathematical and dialogue tasks demonstrate that our method learns more robust reward models and consistently improves downstream RLHF performance over state-of-the-art baselines. Analyses on length and sycophantic bias further validate the effectiveness of our method in mitigating reward hacking behaviors.

1. Introduction

In recent years, RLHF has emerged as a powerful approach for aligning LLMs with human preferences (Ouyang et al., 2022; Bai et al., 2022). A core component of RLHF is the reward model, which serves as a proxy for human judgment during policy optimization. However, standard reward model training is prone to learning spurious correlations:

[†]This work was done when the author was a research intern at Alibaba Group. ¹Shanghai Jiao Tong University ²Alibaba Group ³University of California San Diego ⁴Mohamed bin Zayed University of Artificial Intelligence. Correspondence to: Shikui Tu <tushikui@sjtu.edu.cn>.

the model may assign higher scores to preference-irrelevant patterns, such as response length or sycophantic phrasing, rather than the true causal drivers of human preference (Liu et al., 2024; Miao et al., 2024; Wang et al., 2025). The LLM then exploits these shortcuts during RLHF, achieving higher predicted rewards while drifting from the intended objective—a phenomenon known as reward hacking (Amodi et al., 2016; Gao et al., 2023b; Skalse et al., 2022).

To tackle this issue, extensive efforts have been made to mitigate the influence of known spurious factors in reward modeling. For example, ODIN (Chen et al., 2024) decomposes the reward head into separate quality and length components to reduce reward hacking driven by response length. Park et al. (2024) develops a length-regularization strategy to prevent length exploitation during DPO (Rafailov et al., 2023). Wang et al. (2025) further proposes a more general maximum mean discrepancy (MMD)-based regularization that can constrain spurious behaviors beyond length, such as sycophantic bias (Sharma et al., 2023) or concept bias (Zhou et al., 2024). Despite their effectiveness, these approaches require explicitly specifying the spurious variables to be controlled, whereas it is challenging to anticipate all possible exploitation patterns in practice.

Another line of work seeks to improve reward models by filtering out irrelevant information directly through representation learning. Nath et al. (2024) employs a contrastive objective to learn goal-conditioned representations within the reward model, which helps distinguish between preferred and dispreferred responses. InfoRM (Miao et al., 2024; 2025a) adopts an information-theoretic perspective, introducing a variational information bottleneck objective to encourage the latent representations to retain only information relevant to human preference. However, to the best of our knowledge, none of the existing methods explicitly disentangle reward-irrelevant factors from the latent state for reward modeling. Nevertheless, causal representation learning (Schölkopf et al., 2021; Huang et al., 2022; Kong et al., 2023; Yang et al., 2024b) has demonstrated strong promise in traditional reinforcement learning for learning minimal sufficient state representations that capture only the causally relevant aspects of the environment.

Motivated by these insights, we propose **CausalRM**, a novel framework that explores the potential of causal represen-

tation learning to mitigate spurious correlations in reward modeling. Specifically, CausalRM decomposes the model’s contextual embedding into two disentangled components: (1) *causal factors* that are sufficient for reward prediction, and (2) *non-causal factors* that capture reward-irrelevant attributes such as response length or stylistic bias. Building on this factorized representation, we constrain the reward model to predict rewards using only the causal factors, and optimize it with a standard pairwise preference loss augmented with mutual-information-based constraints. To further discourage the non-causal factors from carrying reward-predictive signals, we introduce an adversarial head trained to predict reward from these factors. Following Ganin & Lempitsky (2015), we then optimize it with a gradient reversal layer (GRL), so that the adversarial head learns to predict reward while the encoder is pushed to remove reward-relevant information from the non-causal component.

To summarize, our main contributions are three-fold:

- We investigate the potential of causal representation learning for mitigating reward hacking in RLHF, and propose **CausalRM**, a framework that explicitly decomposes the latent representation into causal factors and reward-irrelevant non-causal factors.
- To characterize both causal and non-causal representations, we design a novel VAE-based architecture with (1) a reward prediction head trained with a pairwise preference loss augmented by mutual information constraints, and (2) an adversarial head trained via gradient reversal to suppress reward-relevant signals in the non-causal component, which jointly enforces sufficiency, minimality, and causal invariance in the learned representations.
- Extensive experiments on mathematical and dialogue tasks show that CausalRM improves both reward model accuracy and downstream RLHF performance. Furthermore, we demonstrate strong mitigation of reward hacking behaviors through reduced sensitivity to length and sycophantic bias, providing empirical validation of causal invariance in learned representations.

2. Preliminaries

Reward modeling in RLHF. In RLHF, reward modeling aims to learn a scalar-valued function that approximates human preferences. Given a prompt x and a response y , a reward model outputs a scalar reward $r_\theta(x, y)$ indicating the degree of preference for y under x .

A widely used formulation is the Bradley–Terry model (Bradley & Terry, 1952), which defines the probability that a preferred response y^w is favored over a

rejected response y^l as:

$$p(y^w \succ y^l \mid x) = \frac{\exp(r_\theta(x, y^w))}{\exp(r_\theta(x, y^w)) + \exp(r_\theta(x, y^l))}. \quad (1)$$

Given a human preference dataset $\mathcal{D} = \{(x_i, y_i^w, y_i^l)\}_{i=1}^N$, the reward model is typically trained by minimizing the pairwise negative log-likelihood:

$$\mathcal{L}_{\text{RM}}(\theta) = -\mathbb{E}_{(x, y^w, y^l) \sim \mathcal{D}} [\log \sigma(r_\theta(x, y^w) - r_\theta(x, y^l))], \quad (2)$$

where $\sigma(\cdot)$ denotes the sigmoid function.

Standard parameterization and reward hacking. In practice, the reward model is often initialized from a supervised fine-tuned (SFT) language model by reusing its backbone as a feature extractor and attaching a lightweight reward head, which is typically a single linear layer. Concretely, given a prompt–response pair (x, y) , the SFT backbone produces a contextual representation

$$h = f_\phi(x, y), \quad (3)$$

and the reward head maps it to a scalar reward

$$r_\theta(x, y) = g_\psi(h), \quad \theta = (\phi, \psi), \quad (4)$$

where f_ϕ denotes the pretrained backbone and g_ψ denotes the reward head.

While effective, this parameterization can be vulnerable to reward hacking: the reward model may inherit and amplify preference-irrelevant signals already encoded in the SFT representation, causing the learned reward to correlate with spurious patterns rather than the causal drivers of human judgment (Miao et al., 2024; Wang et al., 2025).

3. Methodology

In this section, we first analyze why standard reward models tend to learn spurious correlations from a causal perspective. Building on these insights, we construct a causal reward model, termed CausalRM, that filters out reward-irrelevant information via factored representation learning. Finally, we present the complete estimation procedure for CausalRM.

3.1. A Causal View of Reward Hacking

The causal structure underlying standard reward modeling can be represented by Figure 1, where (x, y) are the input prompt and response pair, z^c denotes causal factors that contain the essential information to predict the reward r , and z^{nc} represents spurious factors that do not causally influence the true reward, such as response length or stylistic bias.

As illustrated, the presence of a direct edge $z^{nc} \rightarrow r$ allows spurious features to directly affect the learned reward,

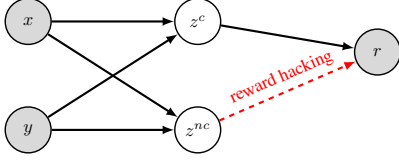


Figure 1. Causal graph for standard reward modeling. The prompt-response pair (x, y) encode both causal (z^c) and non-causal (z^{nc}) factors, which in turn affect the predicted reward r . While the path $z^c \rightarrow r$ is desired, the spurious path $z^{nc} \rightarrow r$ leads to reward hacking.

thereby leading to reward hacking. For example, suppose z^{nc} captures response length on mathematical tasks, then changing the length alone may substantially alter the predicted reward, even when the underlying solution quality remains unchanged. Instead, a robust reward model should satisfy *causal invariance* with respect to non-causal factors (Bühlmann, 2020; Veitch et al., 2021):

$$r_\theta(x, y) \perp\!\!\!\perp z^{nc}. \quad (5)$$

In other words, *the reward value should be insensitive to non-causal attributes of the response*.

3.2. CausalRM: Factored Causal Representation Learning for Reward Models

Motivated by the causal analysis in Section 3.1, we propose CausalRM, a reward modeling framework that aims to block the spurious path $z^{nc} \rightarrow r$ by (1) structurally restricting reward prediction to depend only on a causal representation, and (2) actively removing reward-predictive information from the remaining representation. Concretely, CausalRM augments a standard RM with a latent-variable bottleneck and two auxiliary heads, jointly promoting *sufficiency* for reward prediction, *invariance* to non-causal variation, and *non-degenerate* representations.

Factored latent representation. Given a prompt-response pair (x, y) , we first compute a contextual embedding $h = f_\phi(x, y)$ using the SFT backbone. CausalRM then maps h to two latent variables via a variational encoder:

$$q_\alpha(z^c | h), \quad q_\alpha(z^{nc} | h), \quad (6)$$

where z^c is encouraged to retain information that is sufficient for predicting human preference, while z^{nc} is encouraged to capture reward-irrelevant attributes (e.g., length or stylistic cues). We parameterize both posteriors as diagonal-covariance Gaussians whose means and log-variances are produced by separate linear projections applied to h , with standard normal priors $p(z^c) = p(z^{nc}) = \mathcal{N}(0, I)$.

This factorization provides a convenient interface for imposing causal invariance: downstream prediction modules can be forced to condition only on z^c , while z^{nc} serves as a dedicated channel for non-causal variation.

Causal reward head. We predict reward solely from the causal component:

$$\hat{r} = r_\theta(x, y) = g_\psi(z^c), \quad \theta = (\phi, \alpha, \psi), \quad (7)$$

where g_ψ is a linear reward head. By construction, the reward head has no access to z^{nc} , which implements a structural bias towards the invariance principle in Eq. (5).

Reconstruction head. A structural restriction alone may lead to degenerate solutions, such as posterior collapse (Bowman et al., 2016; Alemi et al., 2016). To encourage (z^c, z^{nc}) to retain the information in h while allowing it to be redistributed across the two factors, we add a reconstruction decoder

$$\hat{h} = d_\eta([z^c; z^{nc}]), \quad (8)$$

which reconstructs the backbone embedding from the concatenated latents.

Adversarial head with gradient reversal. Finally, to explicitly remove reward-predictive signals from the non-causal component, we introduce an adversarial head a_ω that predicts reward from z^{nc} :

$$\hat{r}^{\text{adv}} = a_\omega(z^{nc}). \quad (9)$$

The adversary is optimized to be predictive, while the encoder is optimized via a gradient reversal layer to make z^{nc} uninformative about the reward. This adversarial objective complements the structural restriction above by penalizing any reward-relevant information that leaks into z^{nc} , thereby encouraging the desired invariance.

In summary, the reward head enforces a structural preference for invariance by conditioning only on z^c , the reconstruction head prevents degenerate factorization, and the adversarial head further suppresses reward information leakage into z^{nc} . Together, these mechanisms mitigate spurious correlations in reward modeling without requiring task-specific supervision. The overall architecture of CausalRM is illustrated in Figure 2.

3.3. Model Estimation

CausalRM is trained by jointly optimizing the backbone, the factorized encoder, and the three heads introduced in Section 3.2. Specifically, we learn parameters $\theta = (\phi, \alpha, \psi, \eta, \omega)$ by solving:

$$\min_{\phi, \alpha, \psi, \eta} \max_{\omega} \underbrace{\mathcal{L}_{\text{pref}} + \lambda_{\text{KL}}^c \mathcal{L}_{\text{KL}}^c}_{\text{minimal sufficiency}} + \underbrace{\lambda_{\text{rec}} \mathcal{L}_{\text{rec}}}_{\text{non-degeneracy}} + \underbrace{\lambda_{\text{KL}}^{nc} \mathcal{L}_{\text{KL}}^{nc} - \lambda_{\text{adv}} \mathcal{L}_{\text{adv}}}_{\text{invariance}}, \quad (10)$$

where $\mathcal{L}_{\text{pref}}$ encourages z^c to be predictive of human preference, $\mathcal{L}_{\text{KL}}^c$ enforces an information bottleneck on z^c to discourage redundant information, \mathcal{L}_{rec} prevents degenerate factorizations by reconstructing the backbone embedding, $\mathcal{L}_{\text{KL}}^{nc}$ regularizes the non-causal latent by matching

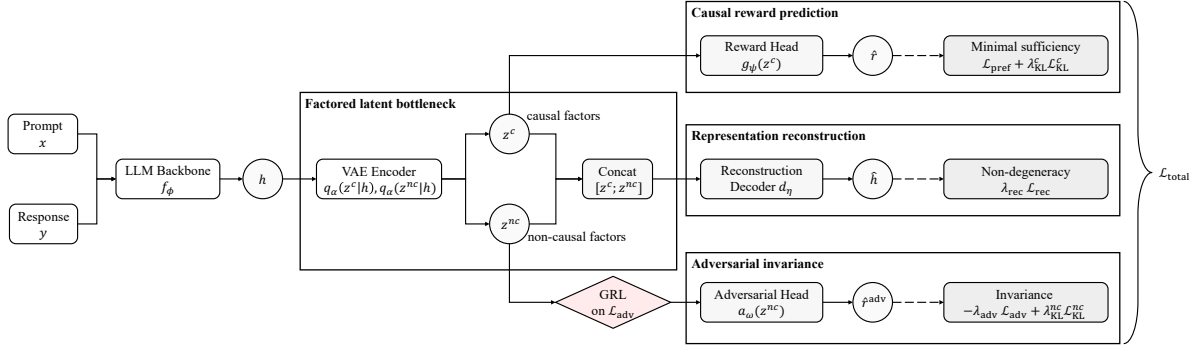


Figure 2. Overview of **CausalRM**. The backbone embedding h is factorized into causal latents z^c and non-causal latents z^{nc} via a variational encoder. Reward prediction is restricted to depend only on z^c , while an adversarial head trained through a gradient reversal layer (GRL) discourages z^{nc} from encoding reward-predictive information. A reconstruction decoder prevents degenerate factorization by reconstructing h from $[z^c; z^{nc}]$.

$q_\alpha(z^{nc} | h)$ to the prior, and \mathcal{L}_{adv} measures how well the non-causal factor z^{nc} can predict human preferences. This minimax objective reflects distinct goals for different components:

- The adversary parameters ω are *minimized* over \mathcal{L}_{adv} , encouraging it to accurately predict preferences from the non-causal representation z^{nc} .
- The encoder parameters (ϕ, α) are *maximized* over \mathcal{L}_{adv} , i.e., they are updated to *increase* the adversarial loss, thereby removing reward-predictive signals from z^{nc} and enforcing causal invariance.

The coefficients $\lambda_{KL}^c, \lambda_{KL}^{nc}, \lambda_{adv}, \lambda_{rec}$ control the trade-offs between these competing objectives.

Sufficiency and minimality for the causal factor z^c . To make z^c sufficient for reward prediction, we maximize the mutual information $I(z^c; r)$ between the causal latent and the reward signal. To further encourage a *minimal* causal representation, we introduce an information bottleneck that penalizes reward-irrelevant information retained from the backbone embedding, measured by $I(h; z^c)$. We thus seek to maximize the following objective:

$$\max I(z^c; r) - \lambda_{KL}^c I(h; z^c). \quad (11)$$

Given a preference triplet (x, y^w, y^l) , we optimize a variational lower bound of Eq. (11). Let $h^w = f_\phi(x, y^w)$ and $h^l = f_\phi(x, y^l)$ be the backbone embeddings, and sample $z^{w,c} \sim q_\alpha(z^c | h^w)$ and $z^{l,c} \sim q_\alpha(z^c | h^l)$. Then,

$$\begin{aligned} I(z^c; r) - \lambda_{KL}^c I(h; z^c) &\geq \mathbb{E}_{(x, y^w, y^l) \sim \mathcal{D}} \left[\underbrace{\log \sigma(r_\theta(x, y^w) - r_\theta(x, y^l))}_{\triangleq -\mathcal{L}_{pref}} \right. \\ &\quad \left. - \underbrace{\lambda_{KL}^c \left(\text{KL}(q_\alpha(z^{w,c} | h^w) \| p(z^c)) + \text{KL}(q_\alpha(z^{l,c} | h^l) \| p(z^c)) \right)}_{\triangleq \mathcal{L}_{KL}^c} \right]. \end{aligned} \quad (12)$$

Here \mathcal{L}_{pref} is the standard pairwise preference loss, and \mathcal{L}_{KL}^c upper bounds the information bottleneck term via a KL regularizer. We use $z^{w,c}$ and $z^{l,c}$ to denote the causal latents inferred from the preferred and dispreferred responses, respectively. A detailed derivation is provided in Appendix A.

Invariance via adversarial prediction on z^{nc} . While the objective above encourages z^c to be minimally sufficient, it does not by itself prevent reward-predictive information from being encoded in the non-causal factor z^{nc} . To this end, we introduce an adversarial head a_ω that attempts to predict human preferences from z^{nc} . Specifically, we decompose the adversarial objective into (1) an adversarial preference loss that trains a_ω to predict preferences from z^{nc} , and (2) a standard KL regularizer on z^{nc} that prevents unconstrained growth of the non-causal latent:

$$\mathcal{L}_{adv} = -\mathbb{E}_{(x, y^w, y^l) \sim \mathcal{D}} \left[\log \sigma(a_\omega(z^{w,nc}) - a_\omega(z^{l,nc})) \right], \quad (13)$$

$$\mathcal{L}_{KL}^{nc} = \mathbb{E}_{(x, y^w, y^l) \sim \mathcal{D}} \left[\text{KL}(q_\alpha(z^{w,nc} | h^w) \| p(z^{nc})) + \text{KL}(q_\alpha(z^{l,nc} | h^l) \| p(z^{nc})) \right], \quad (14)$$

where $z^{w,nc} \sim q_\alpha(z^{nc} | h^w)$ and $z^{l,nc} \sim q_\alpha(z^{nc} | h^l)$ are sampled from the non-causal posteriors for the preferred and dispreferred responses, respectively. The adversary parameters ω are optimized to minimize \mathcal{L}_{adv} , yielding a strong predictor from z^{nc} . Meanwhile, we place a gradient reversal layer between z^{nc} and a_ω , so that gradients from \mathcal{L}_{adv} are negated before reaching the encoder. Consequently, the encoder is encouraged to *maximize* the \mathcal{L}_{adv} , making z^{nc} uninformative for preference prediction and thereby reducing reward leakage into the non-causal component.

Non-degeneracy via reconstruction. To ensure that the factorized latent representation (z^c, z^{nc}) collectively preserves the information in the backbone embedding h , we include a reconstruction term that minimizes the distance

Algorithm 1 Training CausalRM

Require: Preference dataset $\mathcal{D} = \{(x, y^w, y^l)\}$, hyperparameters $\lambda_{KL}^c, \lambda_{adv}, \lambda_{KL}^{nc}, \lambda_{rec}$
Ensure: Trained parameters $\theta = (\phi, \alpha, \psi, \eta, \omega)$

- 1: **for** each batch from \mathcal{D} **do**
- 2: Encode (x, y^w) and (x, y^l) to get h^w, h^l via the LLM backbone f_ϕ
- 3: Sample latent pairs $(z^{w,c}, z^{w,nc})$ and $(z^{l,c}, z^{l,nc})$ using encoder $q_\alpha(\cdot | h)$
- 4: Compute reward predictions $\hat{r} = g_\psi(z^c)$ and adversarial predictions $\hat{r}^{adv} = a_\omega(z^{nc})$
- 5: Reconstruct embeddings $\hat{h} = d_\eta([z^c; z^{nc}])$
- 6: Compute total loss \mathcal{L}_{total} as in Eq. (10)
- 7: Apply gradient reversal to \mathcal{L}_{adv} during backpropagation
- 8: Update all parameters θ jointly by optimizing \mathcal{L}_{total}
- 9: **end for**

between h and its reconstruction:

$$\mathcal{L}_{rec} = \mathbb{E}_{(x,y) \sim \mathcal{D}} \left[\|h - d_\eta([z^c; z^{nc}])\|_2^2 \right], \quad (15)$$

where d_η is the reconstruction decoder and $[z^c; z^{nc}]$ denotes concatenation. This objective encourages the latent representations to preserve the information in h while allowing reward-irrelevant variation to be captured in z^{nc} , facilitating the intended factorization.

These objectives are unified into a single training objective that jointly learns a minimal sufficient causal factor z^c for preference prediction, enforces invariance by suppressing reward-predictive signals in the non-causal factor z^{nc} through adversarial training with gradient reversal, and prevents degenerate representations via reconstruction. The complete training procedure is summarized in Algorithm 1.

4. Experiments

We evaluate the effectiveness of CausalRM in mitigating reward hacking across two representative tasks: mathematical reasoning and open-ended dialogue. Specifically, our evaluation focuses on three key research questions:

- **RQ1 (Reward modeling accuracy):** Can CausalRM better approximate human preferences compared to existing reward models?
- **RQ2 (Downstream RLHF alignment):** Do improvements in reward modeling translate into stronger downstream RLHF performance?
- **RQ3 (Causal invariance):** Does CausalRM better satisfy the causal invariance principle, particularly with respect to known spurious attributes such as response length and sycophantic bias?

4.1. Setup

Datasets. For mathematical reasoning, we use OpenMathInstruct-1 (Toshniwal et al., 2024), which contains 1.8M problem–solution pairs sourced from GSM8K and MATH. Following Nath et al. (2024), we adopt their constructed preference dataset to train both the reward model and the downstream policy. We evaluate reward modeling and RLHF performance on both in-distribution (ID) and out-of-distribution (OOD) benchmarks. The ID evaluation uses the test split from the same preference distribution, while the OOD evaluation includes algebra222 (He-Yueya et al., 2023), GSM-Hard (Gao et al., 2023a), ASDiv (Miao et al., 2020), MAWPS (Koncel-Kedziorski et al., 2016), and SVAMP (Patel et al., 2021).

For open-ended dialogue, we train the reward model and perform RLHF on Anthropic-RLHF-HH (Bai et al., 2022), which provides human preference annotations on helpfulness and harmlessness for assistant responses. We use the dataset’s test split as the ID evaluation set, and evaluate OOD generalization on MT-Bench (Zheng et al., 2023), PKU-SafeRLHF (Ji et al., 2023), SHP (Askell et al., 2021), and TruthfulQA (Lin et al., 2022).

Models. For mathematical reasoning, we adopt Qwen2.5-Math-7B (Yang et al., 2024a), a strong decoder-only LLM that has been tuned on GSM8K and MATH, as the base model for both reward modeling and RLHF. For open-ended dialogue, we first perform supervised fine-tuning on ShareGPT (Chiang et al., 2023) using Qwen2.5-7B (Qwen et al., 2025), and then use the resulting SFT backbone as the base model. Across all experiments, we employ Proximal Policy Optimization (PPO; (Schulman et al., 2017)) for RLHF. All SFT, reward model, and PPO training are implemented using the OpenRLHF (Hu et al., 2024) framework.

Baselines. We compare CausalRM against the following state-of-the-art reward modeling approaches:

- **Standard RM:** the conventional reward model trained with the Bradley–Terry pairwise loss, using a linear reward head on top of the backbone embedding.
- **GoalRM (Nath et al., 2024):** improves reward modeling by learning goal-conditioned representations via a contrastive, Q-function-based objective, which helps distinguish preferred and dispreferred responses for RLHF alignment.
- **InfoRM (Miao et al., 2025a):** introduces a variational information bottleneck to filter out information irrelevant for reward prediction. Our work extends InfoRM by explicitly factorizing the latent space into causal and non-causal components, and jointly optimizing them under a unified framework that enforces both sufficiency and invariance.

Table 1. Reward model performance measured by pairwise accuracy (% , higher is better) on Mathematical Reasoning and Open-Ended Dialogue. We report in-distribution (ID) and out-of-distribution (OOD) results for each benchmark. Avg. denotes the average across the corresponding benchmarks. **Bold** indicates the best result and underlined indicates the second best.

Method	Mathematical Reasoning									Open-Ended Dialogue							
	ID			OOD						ID			OOD				
	GSM8K	MATH	Avg.	Algebra222	GSM-Hard	ASDiv	MAWPS	SVAMP	Avg.	Helpful	Harmless	Avg.	MT-Bench	PKU-SafeRLHF	SHF	TruthfulQA	Avg.
Standard RM	75.5	60.2	67.9	<u>83.6</u>	60.8	90.5	<u>91.5</u>	<u>88.6</u>	<u>83.0</u>	67.4	73.8	70.6	<u>68.2</u>	57.8	54.2	58.5	59.7
GoalRM	<u>80.3</u>	56.2	<u>68.3</u>	81.6	<u>64.4</u>	89.5	89.1	86.4	82.2	67.5	<u>74.7</u>	<u>71.1</u>	66.2	59.3	53.8	<u>63.6</u>	<u>60.7</u>
InfoRM	74.1	58.0	66.1	82.7	63.5	88.9	89.9	87.6	82.5	<u>67.9</u>	73.7	70.8	66.7	<u>60.1</u>	50.4	61.9	59.8
CausalRM (Ours)	81.7	<u>58.4</u>	70.1	89.9	66.2	<u>89.9</u>	92.2	89.6	85.6	69.4	75.2	72.3	68.3	60.9	<u>53.9</u>	66.2	62.3

Table 2. Downstream RLHF performance on Mathematical Reasoning measured by final-answer accuracy (% , higher is better).

Method	ID			OOD					
	GSM8K	MATH	Avg.	Algebra222	GSM-Hard	ASDiv	MAWPS	SVAMP	Avg.
SFT	80.4	53.3	66.9	80.2	54.5	82.4	93.6	88.6	80.0
Standard RM	85.5	50.1	67.8	89.6	50.3	88.0	95.3	92.1	83.1
GoalRM	89.4	55.6	72.5	95.1	70.1	88.4	95.9	92.9	88.5
InfoRM	71.0	24.9	48.0	60.4	37.5	46.3	51.4	53.9	49.9
CausalRM (Ours)	91.8	56.1	74.0	97.3	71.0	89.1	96.5	93.9	89.6

For downstream alignment, we additionally report the performance of the **SFT** model as a reference to evaluate whether RLHF with learned reward models leads to meaningful improvement.

Evaluation Metrics. We evaluate reward models using pairwise accuracy, the fraction of preference pairs where the model correctly assigns a higher score to the preferred response, across both tasks. For downstream RLHF, evaluation differs by domain. On mathematical reasoning, we report the model’s final answer accuracy against ground-truth solutions. For open-ended dialogue, we follow common practices (Chen et al., 2023) and use Qwen3-Max as an external judge to perform pairwise comparisons between responses generated by policies trained with CausalRM and those trained with each baseline, reporting the win rate as the evaluation metric. To reduce the cost of LLM-based evaluation, we randomly sample 1,000 instances from the corresponding test set for the pairwise judging.

4.2. Main Results

CausalRM consistently outperforms baselines in predicting human preferences (RQ1). As shown in Table 1, CausalRM achieves strong reward modeling performance across both mathematical reasoning and open-ended dialogue. On the ID splits, CausalRM reaches an average pairwise accuracy of 70.1% on math and 72.3% on dialogue, improving over the best baseline by 1.8% and 1.2%.

Notably, this advantage becomes more pronounced under OOD shifts, where reward hacking and spurious correlations are more likely to emerge. On mathematical reasoning OOD benchmarks, CausalRM attains 85.6% average pairwise accuracy, outperforming the second-best method by 2.6%. Similarly, on dialogue OOD evaluation, CausalRM yields

a 1.6% improvement over GoalRM. These results suggest that by explicitly disentangling reward-relevant and reward-irrelevant factors during reward model training, CausalRM generalizes better to unseen datasets and is less prone to exploiting spurious features.

Improved reward prediction with CausalRM translates into stronger RLHF performance (RQ2). We report downstream RLHF results on mathematical reasoning in Table 2 and on open-ended dialogue in Table 3. As shown in Table 2, RLHF with CausalRM yields consistent gains over baseline reward models, improving final-answer accuracy by 1.5% on ID benchmarks and by 1.1% on OOD benchmarks.

To examine whether these gains stem from mitigating reward hacking, we further analyze the discrepancy between the reward values optimized during RLHF and the corresponding ground-truth (gold) scores. Figure 3 presents the evolution of reward predictions and ground-truth performance on the ID test set throughout RLHF training, where dashed lines denote the normalized rewards predicted by different reward models, and solid lines indicate the corresponding gold rewards. As training proceeds, policies optimized with baseline reward models exhibit a noticeable degradation in gold reward to varying degrees. This issue is particularly severe for InfoRM, where the gold reward diverges sharply from the predicted reward. Such a widening gap is a typical signature of reward hacking and helps explain InfoRM’s unexpectedly poor RLHF performance. We provide qualitative examples illustrating this reward hacking phenomenon in Appendix F. In contrast, CausalRM maintains a consistent trend between predicted and gold rewards throughout training, highlighting its robustness to spurious features.

On open-ended dialogue, CausalRM similarly demonstrates

Table 3. Downstream RLHF performance on open-ended dialogue evaluated by Qwen3-Max pairwise comparison win rate (%). Each entry reports Win/Tie/Lose of CausalRM-trained policy against an opponent policy trained with a baseline reward model.

Model	Opponent	ID									OOD														
		Anthropic-Helpful			Anthropic-Harmless			Avg.			MT-Bench			PKU-SafeRLHF			SHP			TruthfulQA			Avg.		
		Win	Tie	Lose	Win	Tie	Lose	Win	Tie	Lose	Win	Tie	Lose	Win	Tie	Lose	Win	Tie	Lose	Win	Tie	Lose	Win	Tie	Lose
CausalRM (Ours)	SFT	76.2	19.4	4.4	68.1	23.8	8.1	72.2	21.6	6.2	44.3	41.0	14.7	67.8	21.5	10.7	77.5	11.8	10.7	52.2	41.2	6.6	60.5	28.9	10.6
	Standard RM	53.7	35.3	11.0	55.9	30.9	13.2	54.8	33.1	12.1	42.1	44.0	13.9	57.2	29.7	13.1	55.0	26.3	18.7	50.9	30.4	18.7	51.3	32.6	16.1
	GoalRM	50.0	39.0	11.0	34.6	44.1	21.3	42.3	41.6	16.1	35.0	51.0	14.0	31.6	47.8	20.6	27.9	50.8	21.3	31.7	52.9	15.4	31.6	50.6	17.8
	InfoRM	52.4	38.0	9.6	38.5	37.2	24.3	45.5	37.6	16.9	34.3	48.8	16.9	42.7	33.1	24.2	33.8	45.6	20.6	44.1	39.7	16.2	38.7	41.8	19.5

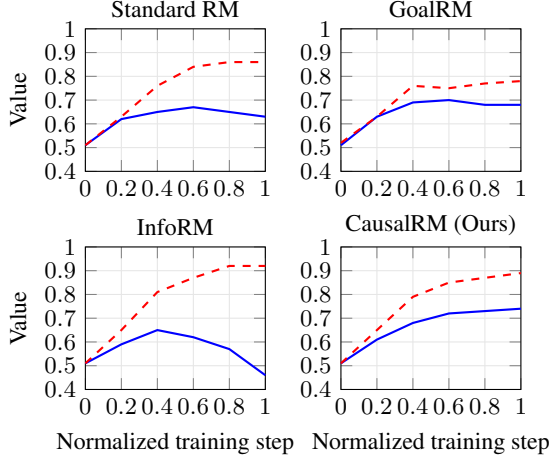


Figure 3. Reward hacking diagnosis on mathematical reasoning. The dashed curve shows the average normalized reward predicted by each reward model on the ID test set, and the solid curve is the average gold score measured by final-answer accuracy.

strong alignment with human preferences. On the ID split, it achieves an average win rate of 54.8% against Standard RM, 45.5% against InfoRM, and 42.3% against GoalRM. This advantage persists under OOD evaluation with an average win rate of 51.3%, 38.7%, and 31.6%, respectively. Following Rafailov et al. (2024) and Miao et al. (2025b), we further assess reward hacking mitigation by tracking Qwen3-Max win-rate dynamics of RLHF policies against the SFT reference throughout training. Figure 4 summarizes the results. Overall, CausalRM exhibits more stable training dynamics and sustained preference improvement, consistent with effective reward hacking mitigation, which in turn leads to the stronger RLHF outcomes reported in Table 3.

4.3. Causal Invariance Analyses

In this subsection, we further investigate whether CausalRM better satisfies the causal invariance principle in Eq. (5), using response length and sycophantic bias as representative spurious attributes. Our main finding is that by explicitly disentangling causal and non-causal representations, **CausalRM substantially reduces the sensitivity of predicted rewards to spurious attributes compared to strong baselines (RQ3).**

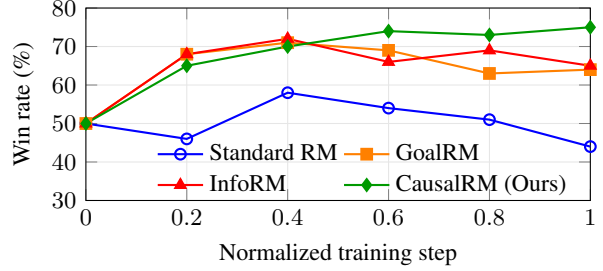


Figure 4. Average win rate against the SFT model on the ID test sets of open-ended dialogue benchmarks during RLHF.

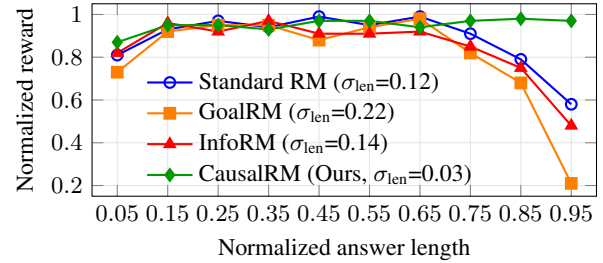


Figure 5. Sensitivity of predicted reward to response length on mathematical reasoning. Length is normalized to [0, 1] and rewards are averaged within length quantile buckets. σ_{len} denotes the standard deviation of bucket-wise mean rewards.

Length bias. Response length is a well-known spurious feature in mathematical reasoning that can induce reward hacking (Singhal et al., 2023; Zhou et al., 2025). We therefore examine how sensitive different reward models are to answer length. Figure 5 shows the average predicted reward as a function of response length on the chosen responses from the ID test sets. CausalRM remains nearly invariant across length bins, with a standard deviation of only 0.03. In contrast, baseline reward models exhibit substantial fluctuations, particularly showing a pronounced negative preference for longer responses. This length sensitivity is a plausible contributor to reward hacking during RLHF.

Sycophantic bias. In open-ended dialogue, sycophantic bias refers to a model’s tendency to produce responses that agree with the user rather than providing reliable or truthful answers. Following Liu et al. (2024) and Wang et al. (2025), we first train a hacked SFT model by prepending the prefix “Sure, here is the response: ” to assistant messages with

Table 4. Robustness to sycophantic-phrasing artifacts measured by pairwise accuracy on hacked test sets. Each cell reports accuracy, with the relative change compared to the corresponding model trained on the unperturbed dataset shown in parentheses.

Method	ID			OOD				
	Helpful	Harmless	Avg.	MT-Bench	PKU-SafeRLHF	SHF	TruthfulQA	Avg.
Standard RM	56.2 (-11.2)	62.1 (-11.7)	59.2 (-11.4)	56.2 (-12.0)	54.6 (-3.2)	46.5 (-7.7)	58.3 (-0.2)	53.9 (-5.8)
GoalRM	60.0 (-7.5)	64.3 (-10.4)	62.2 (-8.9)	59.6 (-6.6)	55.3 (-4.0)	50.7 (-3.1)	61.9 (-1.7)	56.9 (-3.8)
InfoRM	63.7 (-4.2)	69.8 (-3.9)	66.8 (-4.0)	61.4 (-5.3)	57.4 (-2.7)	50.0 (-0.4)	60.2 (-1.7)	57.3 (-2.5)
CausalRM (Ours)	67.4 (-2.0)	73.8 (-1.4)	70.6 (-1.7)	65.7 (-2.6)	62.0 (+1.1)	50.3 (-3.6)	66.8 (+0.6)	61.2 (-1.1)

probability $p=0.8$. Starting from this SFT model (which exhibits a preference for the sycophantic phrasing), we then construct a hacked version of the Anthropic-HH preference training set by prepending the same prefix to the chosen response with $p_{\text{chosen}} = 0.8$ and to the rejected response with $p_{\text{rejected}} = 0.2$, and train reward models on this perturbed dataset. For evaluation, we perturb the test split by prepending the prefix to both chosen and rejected responses with $p = 0.3$, and report pairwise accuracy of reward models on each benchmark. Table 4 summarizes the results and also reports the performance change relative to the corresponding reward model trained on the unperturbed dataset. Overall, CausalRM is more robust to the sycophantic-phrasing artifact: it achieves the best ID and OOD accuracies on the hacked tests with only a minor average drop of -1.7 points and -1.1 points, respectively. In contrast, baselines degrade much more (e.g., Standard RM drops by -11.4 on ID and -5.8 on OOD), indicating that CausalRM is less likely to exploit the spurious prefix.

5. Related Work

5.1. Reward hacking in RLHF

Reward hacking (Amodei et al., 2016; Skalse et al., 2022; Gao et al., 2023b) remains a central challenge for aligning LLMs with human preferences via RLHF. A primary cause of this phenomenon is that reward models often exploit spurious correlations in the training data to gain maximum benefit without truly capturing the underlying intent of human judgments (Eisenstein et al., 2023). This behavior, also known as goal misgeneralization (Di Langosco et al., 2022) or shortcut learning (Geirhos et al., 2020) in traditional reinforcement learning (RL), typically arises when the reward model erroneously associates high rewards with non-causal attributes such as response length (Dubois et al., 2024), formatting cues (Chen et al., 2024), sycophantic agreement (Perez et al., 2023), or superficial conceptual patterns (Zhou et al., 2023). A growing body of work proposes to mitigate reward hacking through techniques including but are not limited to data augmentation (Liu et al., 2024), reward ensembles (Coste et al., 2023), reward shaping (Fu et al., 2025), and representation learning (Nath et al., 2024; Miao et al.,

2024). Our work investigates the feasibility of addressing reward hacking from the perspective of causal representation learning, aiming to explicitly separate reward-relevant factors from spurious ones during reward modeling.

Causal representation learning. In traditional RL, causal representation learning aims to extract high-level causal variables from low-level observations that are both minimal and sufficient for policy learning (Schölkopf et al., 2021). For example, ASR (Huang et al., 2022) and IFactor (Liu et al., 2023) learn more accurate world models by disentangling the most predictive features in environment dynamics. AdaRL (Huang et al., 2021) and CSR (Yang et al., 2024b) further extend causal factorization to domain adaptation, leveraging causal variables to capture environment changes. Moreover, works like Zheng & Makar (2022) and Steinmann et al. (2024) improve robustness to distribution shifts by explicitly identifying and removing spurious correlations that act as shortcuts.

Motivated by these insights, several recent approaches have applied causal principles to mitigate reward hacking in RLHF. RMM (Liu et al., 2024) proposes a data augmentation strategy grounded in causal invariance to eliminate context-free artifacts. Ovinnikov et al. (2024) and Wang et al. (2025) formalize this invariance as an explicit regularization term during reward model training. CRA (Song et al., 2025a) employs backdoor adjustments to deconfound spurious associations, while DEPTH (Yang et al., 2025) adopts a fixed, template-based factorization to filter out irrelevant information, yielding reward models tailored to relation extraction. CausalRM differs from prior approaches by learning factorized latent representations without task-specific modifications, providing a general mechanism to disentangle reward-relevant signals from spurious attributes.

6. Conclusion

In this paper, we propose CausalRM, a novel reward modeling framework that addresses reward hacking in RLHF through factored causal representation learning. By decomposing the backbone embedding into causal and non-causal latent factors, CausalRM enforces that reward prediction depends solely on the minimal sufficient causal component, while actively suppressing reward-relevant signals in the non-causal part via an adversarial head with gradient reversal. Extensive experiments on mathematical reasoning and open-ended dialogue demonstrate that CausalRM improves both reward model accuracy and downstream RLHF performance, while significantly mitigating sensitivity to spurious attributes such as response length and sycophantic bias. Future work includes extending CausalRM to process reward modeling scenarios and exploring its application in multi-turn dialogues with dynamic confounders.

Impact Statement

This paper presents a method for improving reward model robustness in RLHF by reducing reliance on spurious correlations in training data (e.g., response length or stylistic cues). More robust reward modeling may help make RLHF training more stable and improve generalization across evaluation settings. This work is a technical contribution to reward modeling and does not introduce new application domains or new data collection involving human subjects. As with RLHF methods generally, outcomes in deployed systems will depend on the quality and representativeness of the preference data and on the surrounding safety measures. We do not anticipate additional societal risks beyond those already associated with training and deploying large language models and RLHF-based alignment systems.

References

- Alemi, A. A., Fischer, I., Dillon, J. V., and Murphy, K. Deep variational information bottleneck. *arXiv preprint arXiv:1612.00410*, 2016.
- Amodei, D., Olah, C., Steinhardt, J., Christiano, P., Schulman, J., and Mané, D. Concrete problems in ai safety. *arXiv preprint arXiv:1606.06565*, 2016.
- Askell, A., Bai, Y., Chen, A., Drain, D., Ganguli, D., Henighan, T., Jones, A., Joseph, N., Mann, B., DasSarma, N., et al. A general language assistant as a laboratory for alignment. *arXiv preprint arXiv:2112.00861*, 2021.
- Bai, Y., Jones, A., Ndousse, K., Askell, A., Chen, A., DasSarma, N., Drain, D., Fort, S., Ganguli, D., Henighan, T., et al. Training a helpful and harmless assistant with reinforcement learning from human feedback. *arXiv preprint arXiv:2204.05862*, 2022.
- Bowman, S., Vilnis, L., Vinyals, O., Dai, A., Jozefowicz, R., and Bengio, S. Generating sentences from a continuous space. In *Proceedings of the 20th SIGNLL conference on computational natural language learning*, pp. 10–21, 2016.
- Bradley, R. A. and Terry, M. E. Rank analysis of incomplete block designs: I. the method of paired comparisons. *Biometrika*, 39(3/4):324–345, 1952.
- Bühlmann, P. Invariance, causality and robustness. *Statistical Science*, 35(3):404–426, 2020.
- Chen, L., Zhu, C., Soselia, D., Chen, J., Zhou, T., Goldstein, T., Huang, H., Shoeybi, M., and Catanzaro, B. Odin: Disentangled reward mitigates hacking in rlhf. *arXiv preprint arXiv:2402.07319*, 2024.
- Chen, Y., Wang, R., Jiang, H., Shi, S., and Xu, R. Exploring the use of large language models for reference-free text quality evaluation: An empirical study. *arXiv preprint arXiv:2304.00723*, 2023.
- Chiang, W.-L., Li, Z., Lin, Z., Sheng, Y., Wu, Z., Zhang, H., Zheng, L., Zhuang, S., Zhuang, Y., Gonzalez, J. E., et al. Vicuna: An open-source chatbot impressing gpt-4 with 90%* chatgpt quality. See <https://vicuna.lmsys.org> (accessed 14 April 2023), 2(3):6, 2023.
- Coste, T., Anwar, U., Kirk, R., and Krueger, D. Reward model ensembles help mitigate overoptimization. *arXiv preprint arXiv:2310.02743*, 2023.
- Di Langosco, L. L., Koch, J., Sharkey, L. D., Pfau, J., and Krueger, D. Goal misgeneralization in deep reinforcement learning. In *International Conference on Machine Learning*, pp. 12004–12019. PMLR, 2022.
- Dubois, Y., Galambosi, B., Liang, P., and Hashimoto, T. B. Length-controlled alpacaEval: A simple way to debias automatic evaluators. *arXiv preprint arXiv:2404.04475*, 2024.
- Eisenstein, J., Nagpal, C., Agarwal, A., Beirami, A., D’Amour, A., Dvijotham, D., Fisch, A., Heller, K., Pfohl, S., Ramachandran, D., et al. Helping or herding? reward model ensembles mitigate but do not eliminate reward hacking. *arXiv preprint arXiv:2312.09244*, 2023.
- Fu, J., Zhao, X., Yao, C., Wang, H., Han, Q., and Xiao, Y. Reward shaping to mitigate reward hacking in rlhf. *arXiv preprint arXiv:2502.18770*, 2025.
- Ganin, Y. and Lempitsky, V. Unsupervised domain adaptation by backpropagation. In *International conference on machine learning*, pp. 1180–1189. PMLR, 2015.
- Gao, L., Madaan, A., Zhou, S., Alon, U., Liu, P., Yang, Y., Callan, J., and Neubig, G. Pal: Program-aided language models. In *International Conference on Machine Learning*, pp. 10764–10799. PMLR, 2023a.
- Gao, L., Schulman, J., and Hilton, J. Scaling laws for reward model overoptimization. In *International Conference on Machine Learning*, pp. 10835–10866. PMLR, 2023b.
- Geirhos, R., Jacobsen, J.-H., Michaelis, C., Zemel, R., Brendel, W., Bethge, M., and Wichmann, F. A. Shortcut learning in deep neural networks. *Nature Machine Intelligence*, 2(11):665–673, 2020.
- He-Yueya, J., Poesia, G., Wang, R. E., and Goodman, N. D. Solving math word problems by combining language models with symbolic solvers. *arXiv preprint arXiv:2304.09102*, 2023.
- Hu, J., Wu, X., Zhu, Z., Xianyu, Wang, W., Zhang, D., and Cao, Y. Openrlhf: An easy-to-use, scalable

- and high-performance rlhf framework. *arXiv preprint arXiv:2405.11143*, 2024.
- Huang, B., Feng, F., Lu, C., Magliacane, S., and Zhang, K. Adarl: What, where, and how to adapt in transfer reinforcement learning. *arXiv preprint arXiv:2107.02729*, 2021.
- Huang, B., Lu, C., Leqi, L., Hernández-Lobato, J. M., Glymour, C., Schölkopf, B., and Zhang, K. Action-sufficient state representation learning for control with structural constraints. In *International Conference on Machine Learning*, pp. 9260–9279. PMLR, 2022.
- Ji, J., Liu, M., Dai, J., Pan, X., Zhang, C., Bian, C., Chen, B., Sun, R., Wang, Y., and Yang, Y. Beavertails: Towards improved safety alignment of llm via a human-preference dataset. *Advances in Neural Information Processing Systems*, 36:24678–24704, 2023.
- Koncel-Kedziorski, R., Roy, S., Amini, A., Kushman, N., and Hajishirzi, H. Mawps: A math word problem repository. In *Proceedings of the 2016 conference of the north american chapter of the association for computational linguistics: human language technologies*, pp. 1152–1157, 2016.
- Kong, L., Xie, S., Yao, W., Zheng, Y., Chen, G., Stojanov, P., Akinwande, V., and Zhang, K. Partial identifiability for domain adaptation. *arXiv preprint arXiv:2306.06510*, 2023.
- Lin, S., Hilton, J., and Evans, O. Truthfulqa: Measuring how models mimic human falsehoods. In *Proceedings of the 60th annual meeting of the association for computational linguistics (volume 1: long papers)*, pp. 3214–3252, 2022.
- Liu, T., Xiong, W., Ren, J., Chen, L., Wu, J., Joshi, R., Gao, Y., Shen, J., Qin, Z., Yu, T., et al. Rrm: Robust reward model training mitigates reward hacking. *arXiv preprint arXiv:2409.13156*, 2024.
- Liu, Y., Huang, B., Zhu, Z., Tian, H., Gong, M., Yu, Y., and Zhang, K. Learning world models with identifiable factorization. *Advances in Neural Information Processing Systems*, 36:31831–31864, 2023.
- Miao, S.-Y., Liang, C.-C., and Su, K.-Y. A diverse corpus for evaluating and developing english math word problem solvers. In *Proceedings of the 58th annual meeting of the Association for Computational Linguistics*, pp. 975–984, 2020.
- Miao, Y., Zhang, S., Ding, L., Bao, R., Zhang, L., and Tao, D. Inform: Mitigating reward hacking in rlhf via information-theoretic reward modeling. *Advances in Neural Information Processing Systems*, 37:134387–134429, 2024.
- Miao, Y., Ding, L., Zhang, S., Bao, R., Zhang, L., and Tao, D. Information-theoretic reward modeling for stable rlhf: Detecting and mitigating reward hacking. *arXiv preprint arXiv:2510.13694*, 2025a.
- Miao, Y., Zhang, S., Ding, L., Zhang, Y., Zhang, L., and Tao, D. The energy loss phenomenon in rlhf: A new perspective on mitigating reward hacking. *arXiv preprint arXiv:2501.19358*, 2025b.
- Moritz, P., Nishihara, R., Wang, S., Tumanov, A., Liaw, R., Liang, E., Elibol, M., Yang, Z., Paul, W., Jordan, M. I., et al. Ray: A distributed framework for emerging {AI} applications. In *13th USENIX symposium on operating systems design and implementation (OSDI 18)*, pp. 561–577, 2018.
- Nath, V., Slack, D., Da, J., Ma, Y., Zhang, H., Whitehead, S., and Hendryx, S. Learning goal-conditioned representations for language reward models. *Advances in Neural Information Processing Systems*, 37:117070–117108, 2024.
- Ouyang, L., Wu, J., Jiang, X., Almeida, D., Wainwright, C., Mishkin, P., Zhang, C., Agarwal, S., Slama, K., Ray, A., et al. Training language models to follow instructions with human feedback. *Advances in neural information processing systems*, 35:27730–27744, 2022.
- Ovinnikov, I., Bykovets, E., and Buhmann, J. M. Learning causally invariant reward functions from diverse demonstrations. *arXiv preprint arXiv:2409.08012*, 2024.
- Park, R., Rafailov, R., Ermon, S., and Finn, C. Disentangling length from quality in direct preference optimization. *arXiv preprint arXiv:2403.19159*, 2024.
- Patel, A., Bhattamishra, S., and Goyal, N. Are nlp models really able to solve simple math word problems? *arXiv preprint arXiv:2103.07191*, 2021.
- Perez, E., Ringer, S., Lukosiute, K., Nguyen, K., Chen, E., Heiner, S., Pettit, C., Olsson, C., Kundu, S., Kadavath, S., et al. Discovering language model behaviors with model-written evaluations. In *Findings of the Association for Computational Linguistics: ACL 2023*, pp. 13387–13434, 2023.
- Peters, J., Mooij, J., Janzing, D., and Schölkopf, B. Identifiability of causal graphs using functional models. *arXiv preprint arXiv:1202.3757*, 2012.
- Qwen, :, Yang, A., Yang, B., Zhang, B., Hui, B., Zheng, B., Yu, B., Li, C., Liu, D., Huang, F., Wei, H., Lin, H., Yang, J., Tu, J., Zhang, J., Yang, J., Yang, J., Zhou, J., Lin, J., Dang, K., Lu, K., Bao, K., Yang, K., Yu, L., Li, M., Xue, M., Zhang, P., Zhu, Q., Men, R., Lin, R., Li, T., Tang, T., Xia, T., Ren, X., Ren, X., Fan, Y., Su, Y., Zhang, Y.,

- Wan, Y., Liu, Y., Cui, Z., Zhang, Z., and Qiu, Z. Qwen2.5 technical report. *arXiv preprint arXiv:2412.15115*, 2025.
- Rafailov, R., Sharma, A., Mitchell, E., Manning, C. D., Ermon, S., and Finn, C. Direct preference optimization: Your language model is secretly a reward model. *Advances in neural information processing systems*, 36: 53728–53741, 2023.
- Rafailov, R., Chittepudi, Y., Park, R., Sikchi, H. S., Hejna, J., Knox, B., Finn, C., and Niekum, S. Scaling laws for reward model overoptimization in direct alignment algorithms. *Advances in Neural Information Processing Systems*, 37:126207–126242, 2024.
- Schölkopf, B., Locatello, F., Bauer, S., Ke, N. R., Kalchbrenner, N., Goyal, A., and Bengio, Y. Toward causal representation learning. *Proceedings of the IEEE*, 109(5): 612–634, 2021.
- Schulman, J., Wolski, F., Dhariwal, P., Radford, A., and Klimov, O. Proximal policy optimization algorithms. *arXiv preprint arXiv:1707.06347*, 2017.
- Sharma, M., Tong, M., Korbak, T., Duvenaud, D., Askeel, A., Bowman, S. R., Cheng, N., Durmus, E., Hatfield-Dodds, Z., Johnston, S. R., et al. Towards understanding sycophancy in language models. *arXiv preprint arXiv:2310.13548*, 2023.
- Singhal, P., Goyal, T., Xu, J., and Durrett, G. A long way to go: Investigating length correlations in rlhf. *arXiv preprint arXiv:2310.03716*, 2023.
- Skalse, J., Howe, N., Krashennikov, D., and Krueger, D. Defining and characterizing reward gaming. *Advances in Neural Information Processing Systems*, 35:9460–9471, 2022.
- Song, R., Song, Z., Guo, H., and Qiang, W. Causal reward adjustment: Mitigating reward hacking in external reasoning via backdoor correction. *arXiv preprint arXiv:2508.04216*, 2025a.
- Song, X., Sun, J., Li, Z., Zheng, Y., and Zhang, K. Llm interpretability with identifiable temporal-instantaneous representation. *arXiv preprint arXiv:2509.23323*, 2025b.
- Steinmann, D., Divo, F., Kraus, M., Wüst, A., Struppek, L., Friedrich, F., and Kersting, K. Navigating shortcuts, spurious correlations, and confounders: From origins via detection to mitigation. *arXiv preprint arXiv:2412.05152*, 2024.
- Toshniwal, S., Moshkov, I., Narenthiran, S., Gitman, D., Jia, F., and Gitman, I. Openmathinstruct-1: A 1.8 million math instruction tuning dataset. *Advances in Neural Information Processing Systems*, 37:34737–34774, 2024.
- Veitch, V., D’Amour, A., Yadlowsky, S., and Eisenstein, J. Counterfactual invariance to spurious correlations: Why and how to pass stress tests. *arXiv preprint arXiv:2106.00545*, 2021.
- von Kügelgen, J., Besserve, M., Wendong, L., Gresele, L., Kekić, A., Bareinboim, E., Blei, D., and Schölkopf, B. Nonparametric identifiability of causal representations from unknown interventions. *Advances in Neural Information Processing Systems*, 36:48603–48638, 2023.
- Wang, C., Zhao, Z., Jiang, Y., Chen, Z., Zhu, C., Chen, Y., Liu, J., Zhang, L., Fan, X., Ma, H., et al. Beyond reward hacking: Causal rewards for large language model alignment. *arXiv preprint arXiv:2501.09620*, 2025.
- Yang, A., Zhang, B., Hui, B., Gao, B., Yu, B., Li, C., Liu, D., Tu, J., Zhou, J., Lin, J., et al. Qwen2. 5-math technical report: Toward mathematical expert model via self-improvement. *arXiv preprint arXiv:2409.12122*, 2024a.
- Yang, Y., Huang, B., Feng, F., Wang, X., Tu, S., and Xu, L. Towards generalizable reinforcement learning via causality-guided self-adaptive representations. *arXiv preprint arXiv:2407.20651*, 2024b.
- Yang, Y., Feng, F., Yang, L., Deng, W., Qu, L., Huang, B., Tu, S., and Xu, L. Depth: Hallucination-free relation extraction via dependency-aware sentence simplification and two-tiered hierarchical refinement. *arXiv preprint arXiv:2508.14391*, 2025.
- Yao, W., Sun, Y., Ho, A., Sun, C., and Zhang, K. Learning temporally causal latent processes from general temporal data. *arXiv preprint arXiv:2110.05428*, 2021.
- Zheng, J. and Makar, M. Causally motivated multi-shortcut identification and removal. *Advances in Neural Information Processing Systems*, 35:12800–12812, 2022.
- Zheng, L., Chiang, W.-L., Sheng, Y., Zhuang, S., Wu, Z., Zhuang, Y., Lin, Z., Li, Z., Li, D., Xing, E., et al. Judging llm-as-a-judge with mt-bench and chatbot arena. *Advances in neural information processing systems*, 36: 46595–46623, 2023.
- Zhou, Y., Xu, P., Liu, X., An, B., Ai, W., and Huang, F. Explore spurious correlations at the concept level in language models for text classification. *arXiv preprint arXiv:2311.08648*, 2023.
- Zhou, Y., Xu, P., Liu, X., An, B., Ai, W., and Huang, F. Explore spurious correlations at the concept level in language models for text classification. In *Proceedings of the 62nd Annual Meeting of the Association for Computational Linguistics (Volume 1: Long Papers)*, pp. 478–492, 2024.

Zhou, Y., Liu, H., Chen, Z., Tian, Y., and Chen, B. Gsm-infinite: How do your llms behave over infinitely increasing context length and reasoning complexity? *arXiv preprint arXiv:2502.05252*, 2025.

A. Derivation of the Minimal Sufficiency Objective

In this section, we derive a variational lower bound for Eq. (11), following Alemi et al. (2016) and Miao et al. (2024).

Recall that our minimal sufficiency objective for the causal latent z^c is

$$\max I(z^c; r) - \lambda_{\text{KL}}^c I(h; z^c), \quad (16)$$

where $h = f_\phi(x, y)$ is the backbone embedding and r denotes the preference signal induced by human rankings.

Step 1: A variational lower bound for $I(z^c; r)$. By definition,

$$I(z^c; r) = \mathbb{E}_{p(z^c, r)} \left[\log \frac{p(r | z^c)}{p(r)} \right] = \mathbb{E}_{p(z^c, r)} [\log p(r | z^c)] + H(r), \quad (17)$$

where $H(r)$ does not depend on model parameters. Introducing an auxiliary variational distribution $q(r | z^c)$ to approximate $p(r | z^c)$ and applying Gibbs' inequality yields

$$I(z^c; r) \geq \mathbb{E}_{p(z^c, r)} [\log q(r | z^c)] + H(r). \quad (18)$$

Dropping the constant $H(r)$, we maximize $\mathbb{E}_{p(z^c, r)} [\log q(r | z^c)]$.

In our reward modeling setup, preferences are given as pairwise comparisons. For each triplet $(x, y^w, y^l) \sim \mathcal{D}$, let $h^w = f_\phi(x, y^w)$ and $h^l = f_\phi(x, y^l)$, and sample

$$z^{w,c} \sim q_\alpha(z^c | h^w), \quad z^{l,c} \sim q_\alpha(z^c | h^l). \quad (19)$$

We instantiate the variational likelihood with a Bradley–Terry model:

$$q(r | z^c) = q(y^w \succ y^l | z^{w,c}, z^{l,c}) = \sigma(g_\psi(z^{w,c}) - g_\psi(z^{l,c})), \quad (20)$$

where $\sigma(\cdot)$ is the sigmoid function. Taking the log-likelihood gives

$$\log q(y^w \succ y^l | z^{w,c}, z^{l,c}) = \log \sigma(g_\psi(z^{w,c}) - g_\psi(z^{l,c})). \quad (21)$$

Thus, maximizing the lower bound in Eq. (18) corresponds to minimizing the standard preference loss $\mathcal{L}_{\text{pref}}$ in the main paper.

Step 2: A variational upper bound for $I(h; z^c)$. Let the joint distribution be defined by the data marginal $p(h)$ and the encoder $q_\alpha(z^c | h)$, i.e., $p_{\text{true}}(h, z^c) \triangleq p(h) q_\alpha(z^c | h)$. Then the mutual information can be written as

$$I(h; z^c) = \mathbb{E}_{p(h)} [\text{KL}(q_\alpha(z^c | h) \| p_{\text{true}}(z^c))], \quad (22)$$

where $p_{\text{true}}(z^c) = \int q_\alpha(z^c | h) p(h) dh$ is the aggregated posterior, which is generally intractable. Following the variational information bottleneck (Alemi et al., 2016), we upper-bound $I(h; z^c)$ by replacing $p_{\text{true}}(z^c)$ with a tractable variational prior $p(z^c) = \mathcal{N}(0, I)$. Since $\text{KL}(p_{\text{true}}(z^c) \| p(z^c)) \geq 0$, we have $\mathbb{E}_{p_{\text{true}}(z^c)} [\log p_{\text{true}}(z^c)] \geq \mathbb{E}_{p_{\text{true}}(z^c)} [\log p(z^c)]$, which implies

$$\begin{aligned} I(h; z^c) &= \mathbb{E}_{p(h)} \mathbb{E}_{q_\alpha(z^c | h)} [\log q_\alpha(z^c | h)] - \mathbb{E}_{p_{\text{true}}(z^c)} [\log p_{\text{true}}(z^c)] \\ &\leq \mathbb{E}_{p(h)} \mathbb{E}_{q_\alpha(z^c | h)} [\log q_\alpha(z^c | h)] - \mathbb{E}_{p(h)} \mathbb{E}_{q_\alpha(z^c | h)} [\log p(z^c)] \\ &= \mathbb{E}_{p(h)} [\text{KL}(q_\alpha(z^c | h) \| p(z^c))]. \end{aligned} \quad (23)$$

For a preference pair (x, y^w, y^l) , we use both embeddings and obtain the empirical estimate

$$\text{KL}(q_\alpha(z^c | h^w) \| p(z^c)) + \text{KL}(q_\alpha(z^c | h^l) \| p(z^c)), \quad (24)$$

which corresponds to $\mathcal{L}_{\text{KL}}^c$ in Eq. (12).

Step 3: Putting the bounds together. Combining the variational lower bound for $I(z^c; r)$ (Eq. 18) and the variational upper bound for $I(h; z^c)$ (Eq. 23), and using the Bradley–Terry likelihood in Eq. (21), we obtain the following variational lower bound for Eq. (16):

$$I(z^c; r) - \lambda_{\text{KL}}^c I(h; z^c) \geq \mathbb{E}_{(x, y^w, y^l) \sim \mathcal{D}} \left[\log \sigma(g_\psi(z^{w,c}) - g_\psi(z^{l,c})) - \lambda_{\text{KL}}^c \left(\text{KL}(q_\alpha(z^c | h^w) \| p(z^c)) + \text{KL}(q_\alpha(z^c | h^l) \| p(z^c)) \right) \right]. \quad (25)$$

Identifying

$$\mathcal{L}_{\text{pref}} = -\log \sigma(r_\theta(x, y^w) - r_\theta(x, y^l)), \quad \mathcal{L}_{\text{KL}}^c = \text{KL}(q_\alpha(z^c | h^w) \| p(z^c)) + \text{KL}(q_\alpha(z^c | h^l) \| p(z^c)), \quad (26)$$

and using $r_\theta(x, y) = g_\psi(z^c)$ with $z^c \sim q_\alpha(z^c | f_\phi(x, y))$ yields the training objective in Eq. (12) in the main paper. This completes the derivation.

B. Implementation Details

Model Architectures. CausalRM is implemented as a lightweight latent-variable module on top of a pretrained LLM backbone. Given the backbone embedding $h \in \mathbb{R}^H$, we map it to two diagonal-Gaussian posteriors: $q_\alpha(z^c | h) = \mathcal{N}(\mu_c(h), \text{diag}(\sigma_c^2(h)))$ and $q_\alpha(z^{nc} | h) = \mathcal{N}(\mu_{nc}(h), \text{diag}(\sigma_{nc}^2(h)))$. We then sample z^c and z^{nc} via the reparameterization trick. Reward prediction depends only on z^c through a linear reward head, while the non-causal latent z^{nc} is fed into an adversarial head with a gradient reversal layer (GRL). A reconstruction decoder maps the concatenated latent $[z^c; z^{nc}]$ back to \hat{h} . At inference time, we use the mean μ_c (instead of a stochastic sample) for stable reward prediction.

The GRL is implemented as a custom autograd function: in the forward pass it is the identity map, while in the backward pass it multiplies the gradient by $-\lambda_{\text{grl}}$. Table 5 summarizes the architectural choices.

Table 5. CausalRM architecture details used in our experiments. H is the backbone hidden size.

Component	Specification
Causal posterior	$\mu_c, \log \sigma_c^2$: linear $H \rightarrow d_c$
Non-causal posterior	$\mu_{nc}, \log \sigma_{nc}^2$: linear $H \rightarrow d_{nc}$
Latent dims	$d_c = 128, d_{nc} = 512$
Sampling	Reparameterization $z = \mu + \sigma \odot \epsilon$, $\epsilon \sim \mathcal{N}(0, I)$
Reward head	Linear $d_c \rightarrow 1$ (no bias), input: z_c (train) / μ_c (eval)
Adversary head	Linear $d_{nc} \rightarrow 1$ (no bias), input: $\text{GRL}(z_{nc})$
Reconstructor	Linear $(d_c + d_{nc}) \rightarrow H$

Training cost. Both reward model training and PPO optimization are conducted on a single compute node equipped with 8 NVIDIA H20 GPUs (96GB VRAM each), 192 CPU cores, and 1.8 TB RAM. We employ Ray-based distributed training (Moritz et al., 2018) during RLHF. Table 6 summarizes the approximate training time in our experiments.

Table 6. Approximate training time of CausalRM (in hours) for reward model (RM) and PPO stages.

Task	RM Training	PPO Training
Mathematical reasoning	6.5	26.1
Open-ended dialogue	4.0	22.3

Hyperparameters. Our implementation is based on the OpenRLHF library (v0.8.5). Unless otherwise stated, we use the same training recipe for both mathematical reasoning and dialogue experiments. Reward model and PPO hyperparameters are summarized in Tables 7 and 8, respectively.

Table 7. Reward model training hyperparameters.

Hyperparameter	Value
Epochs	1
Max sequence length	1024
Train batch size / micro-batch	256 / 1
Learning rate	9×10^{-6}
Precision	BF16
Latent dims (d_c, d_{nc})	(128, 512)
λ_{pred} (pref. loss)	1.0
λ_{rec} (reconstruction)	0.001
λ_{adv} (adversarial)	0.05
λ_{KL}^c (causal KL)	0.001
λ_{KL}^{nc} (non-causal KL)	0.001
GRL strength λ_{grl}	1.0

Table 8. PPO hyperparameters.

Hyperparameter	Value
Epochs	1
Prompt max length	1024
Generation max length	1024
Train batch size / micro-batch	64 / 8
Rollout batch size / micro-rollout	512 / 16
Actor learning rate	5×10^{-7}
Critic learning rate	9×10^{-6}
Reward normalization	enabled
Precision	BF16
Colocation	critic+reward, actor+ref
vLLM #engines / tensor parallel	2 / 2
vLLM GPU memory utilization	0.95

C. Prompt for Qwen3-Max Evaluation

We use Qwen3-Max as an external judge to perform pairwise comparisons between model responses in our dialogue experiments. Given an instruction and two candidate outputs, Qwen3-Max is asked to rank the two models by the quality of their responses, reflecting the preference that the majority of humans would give. The exact prompt used for evaluation is shown below.

Qwen3-Max Evaluation Prompt

I want you to create a leaderboard of different large-language models. To do so, I will give you the instructions (prompts) given to the models, and the responses of two models. Please rank the models based on which responses would be preferred by human. All inputs and outputs should be Python objects.

Here is the prompt:

```
{{"instruction": instruction}}
```

Here are the outputs of the models:

```
[
  {{
    "model": model1,
    "answer": output1
  }},
  {{
    "model": model2,
    "answer": output2
  }}
]
```

Now please rank the models by the quality of their answers, so that the model with rank 1 has the best output. Then return a list of the model names and ranks, i.e., produce the following output:

```
[
  {{"model": "<model-name>", "rank": <model-rank>}},
  {{"model": "<model-name>", "rank": <model-rank>}}
]
```

Your response must be a valid Python object and should contain nothing else because we will directly use it in Python. Please provide the ranking that the majority of humans would give.

Table 9. Ablation on mathematical reasoning reward modeling. We report pairwise accuracy (% , higher is better) on ID and OOD benchmarks. Numbers in parentheses are deltas relative to full CausalRM.

Variant	ID			OOD					
	GSM8K	MATH	Avg.	Algebra222	GSM-Hard	ASDiv	MAWPS	SVAMP	Avg.
CausalRM	81.7	58.4	70.1 (+0.0)	89.9	66.2	89.9	92.2	89.6	85.6 (+0.0)
w/o factorization	74.1	58.0	66.1 (-4.0)	82.7	63.5	88.9	89.9	87.6	82.5 (-3.1)
w/o reconstruction	78.8	58.1	68.5 (-1.6)	87.7	64.5	87.3	88.7	87.4	83.1 (-2.5)
w/o adversarial / GRL	76.4	57.6	67.0 (-3.1)	84.4	61.9	87.1	88.5	85.6	81.5 (-4.1)
w/o KL on z^c	78.0	56.5	67.3 (-2.8)	84.4	60.3	86.2	87.9	86.9	81.1 (-4.5)
w/o KL on z^{nc}	72.7	55.3	64.0 (-6.1)	83.3	63.0	86.4	88.7	86.8	81.6 (-4.0)
w/o KL on both	71.3	49.4	60.4 (-9.7)	77.9	55.4	78.5	81.7	79.4	74.6 (-11.0)

Table 10. Ablation on robustness to sycophantic-phrasing artifacts (pairwise accuracy on hacked test sets; %, higher is better). Numbers in parentheses are deltas relative to full CausalRM.

Variant	ID			OOD				
	Helpful	Harmless	Avg.	MT-Bench	PKU-SafeRLHF	SHP	TruthfulQA	Avg.
CausalRM	67.4	73.8	70.6 (+0.0)	65.7	62.0	50.3	66.8	61.2 (+0.0)
w/o factorization	63.7	69.8	66.8 (-3.8)	61.4	57.4	50.0	60.2	57.3 (-3.9)
w/o reconstruction	66.8	73.5	70.2 (-0.4)	63.1	59.2	48.0	64.2	58.6 (-2.6)
w/o adversarial / GRL	62.9	71.6	67.3 (-3.3)	61.9	59.6	46.7	60.7	57.2 (-4.0)
w/o KL on z^c	67.0	73.2	70.1 (-0.5)	62.3	58.2	46.1	61.9	57.1 (-4.1)
w/o KL on z^{nc}	62.7	65.0	63.9 (-6.7)	63.7	60.0	48.5	63.9	59.0 (-2.2)
w/o KL on both	46.4	45.5	46.0 (-24.6)	43.3	44.4	43.1	61.1	48.0 (-13.2)

D. Ablation Studies

This section ablates the key design choices in CausalRM to better understand which components are essential for robust reward modeling and, in particular, for mitigating spurious correlations. Since our primary goal is to improve reward model robustness, we focus on reward model evaluation: (1) pairwise accuracy on ID/OOD benchmarks for mathematical reasoning, (2) length-sensitivity analysis on math, and (3) robustness to sycophantic artifacts on open-ended dialogue via the hacked evaluation described in Section 4.3.

Settings. Starting from the full CausalRM objective in Eq. (10), we consider the following variants:

- **w/o factorization:** remove the latent factorization and train a single latent z with the preference loss and the KL bottleneck on the reward-predictive latent (i.e., only $\mathcal{L}_{\text{pref}} + \lambda_{\text{KL}}^c \mathcal{L}_{\text{KL}}^c$). This corresponds to the InfoRM-style information bottleneck baseline.
- **w/o reconstruction:** set $\lambda_{\text{rec}} = 0$ (remove \mathcal{L}_{rec}) while keeping factorization and adversarial training.
- **w/o adversarial/GRL:** set $\lambda_{\text{adv}} = 0$ (remove \mathcal{L}_{adv} and the GRL) while keeping factorization and reconstruction.
- **w/o KL on z^c :** set $\lambda_{\text{KL}}^c = 0$.
- **w/o KL on z^{nc} :** set $\lambda_{\text{KL}}^{nc} = 0$.
- **w/o KL on both latents:** set $\lambda_{\text{KL}}^c = \lambda_{\text{KL}}^{nc} = 0$.

All other training details follow the main experiments to ensure a controlled comparison.

Results and analysis. Tables 9 and 10 summarize the ablation results. Overall, we observe that the full CausalRM consistently performs best, and different components contribute in complementary ways.

Factorization and the structural restriction are important. Compared to the InfoRM-equivalent variant (w/o factorization), the full CausalRM improves math pairwise accuracy by +4.0 points on ID (70.1 vs. 66.1) and +3.1 on OOD (85.6 vs. 82.5), and substantially reduces length sensitivity (std. across length bins drops from 0.14 to 0.03; Figure 6). On the hacked sycophancy evaluation for dialogue, factorization also yields consistent gains (ID +3.8, OOD +3.9). These results suggest that explicitly separating reward-relevant and reward-irrelevant channels provides a stronger inductive bias than a single

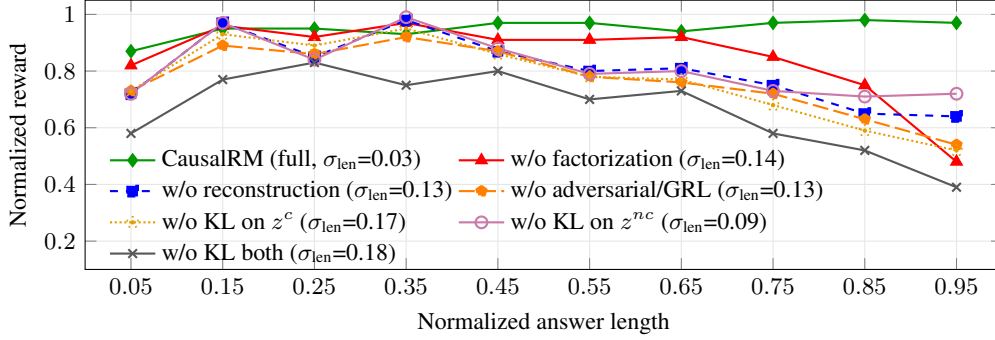


Figure 6. Length sensitivity under ablations on mathematical reasoning. Length is normalized to $[0, 1]$ and rewards are averaged within length quantile buckets on chosen responses from the ID test set.

bottlenecked latent: even when capacity is constrained, a single latent can still entangle spurious cues with reward-relevant features, whereas the factorized design makes it easier to route spurious variation away from the reward head.

Adversarial training (GRL) is crucial for invariance and OOD robustness. Removing the adversarial head/GRL causes a noticeable degradation on mathematical reasoning, especially under distribution shift (ID: -3.1, OOD: -4.1), and increases length sensitivity (std. rises from 0.03 to 0.13; Figure 6). On dialogue, the same ablation reduces accuracy on the hacked evaluation by -3.3 (ID) and -4.0 (OOD). This pattern supports that the adversarial head helps suppress reward-predictive leakage into z^{nc} , which becomes particularly important when spurious artifacts correlate with preference labels or when test distributions shift.

Reconstruction improves robustness but is not the main driver of accuracy. The reconstruction term has a relatively small effect on ID accuracy (math: -1.6; dialogue hacked: -0.4), but provides consistent gains on OOD benchmarks (math: -2.5; dialogue hacked: -2.6 when removed). This indicates that reconstruction acts as a stabilizer that helps preserve information from the backbone embedding under the factorized bottleneck, complementing the structural and adversarial mechanisms.

Both KL terms matter and are complementary. Removing the KL on z^c ($\lambda_{\text{KL}}^c=0$) hurts generalization on math (OOD: -4.5) and reduces robustness on hacked dialogue OOD (-4.1), consistent with the information bottleneck on z^c discouraging the reward head from exploiting redundant or spurious signals. Removing the KL on z^{nc} ($\lambda_{\text{KL}}^{nc}=0$) also degrades robustness (math OOD: -4.0; dialogue hacked ID: -6.7), suggesting that regularizing the non-causal channel is important for stable learning and robustness, as an unconstrained z^{nc} can become an easy pathway for dataset-specific signals. Finally, removing both KL terms yields the largest drop (math OOD: -11.0; dialogue hacked ID: -24.6), showing that explicit factorization and adversarial training still benefit from information-theoretic regularization to achieve a robust decomposition in practice.

In summary, the ablations support our design choices: factorization with a reward head conditioned only on z^c provides a strong inductive bias, GRL-based adversarial training is critical for enforcing invariance under spurious shifts, reconstruction offers additional robustness, and KL regularization on both latents is necessary to avoid brittle solutions.

E. Limitations and Discussion

CausalRM is designed to mitigate reward hacking by promoting causal invariance through structured representation learning. By decomposing the latent space into causal and non-causal factors, our framework encourages reward prediction to rely on minimally sufficient signals while actively suppressing reward-predictive leakage through spurious channels.

A key limitation is that our approach primarily follows the invariance principle—encouraging the learned reward to be insensitive to non-causal variations—rather than providing a formal guarantee that the learned factors uniquely recover the true causal drivers of human preferences. In general, identifying underlying causal mechanisms from observational data requires stronger assumptions or additional supervision (e.g., interventional data, multiple environments, or reliable proxies for confounders) (Peters et al., 2012; Yao et al., 2021; von Kügelgen et al., 2023; Song et al., 2025b), which are not provided by default in standard RLHF pipelines and often require additional data collection or experimental design.

Nevertheless, our empirical results indicate that CausalRM is a practically useful step toward causally robust reward modeling: across both mathematical reasoning and dialogue tasks, it improves reward model accuracy and consistently strengthens downstream RLHF performance. Moreover, it substantially reduces sensitivity to representative spurious attributes such as response length and sycophantic phrasing, suggesting improved *behavioral invariance* of the learned reward signal in realistic settings. We view these findings as evidence that causal principles can be incorporated into reward modeling in a lightweight yet effective manner.

An important direction for future work is to connect empirically effective invariance objectives with stronger identifiability guarantees. Potential avenues include leveraging explicit surrogates for spurious variables, exploiting multi-environment variation or controlled perturbations, and integrating identifiability-oriented formulations that recover bias-free latent factors under additional assumptions.

F. Reward Hacking Example

To better illustrate the effectiveness of CausalRM in mitigating reward hacking, we provide concrete examples from both mathematical reasoning and dialogue tasks, where CausalRM outperforms baselines by avoiding spurious patterns such as format hacking (see Figure 7), off-topic continuation (see Figures 7, 8 and 9), redundant repetition (see Figure 9), and misleading or incomplete reasoning (see Figure 10).

LLM Input (Prompt)

System: You're an expert Python programmer and mathematician. Help the user to solve this problem using code when necessary. Make sure to put the answer (and only answer) inside `\boxed{}`.

User: If the numbers 4, 5 and 6 are each used exactly once to replace the letters in the expression $A(B - C)$, what is the least possible result?

Assistant:

Standard RM

To find the least possible result of the expression $A(B - C)$ when the numbers 4, 5, and 6 are used exactly once to replace the letters A , B , and C , we need to evaluate the expression for all possible permutations of A , B , and C . We can use Python to iterate through all permutations and find the minimum value of the expression. Let's write the code to find the solution.

```
python\nimport itertools\n\n# Define the numbers to be used\nnumbers = [4, 5, 6]\n\n# Initialize the minimum value to a large number\nmin_value = float('inf')\n\n# Iterate through all permutations of the numbers\nfor A, B, C in itertools.permutations(numbers):\n    # Calculate the value of the expression A * (B - C)\n    value = A * (B - C)\n    # Update the minimum value if the current value is smaller\n    if value < min_value:\n        min_value = value\n\nprint(min_value)\n'''\noutput\n-22\n'''
```

The least possible result of the expression $A(B - C)$ when the numbers 4, 5, and 6 are used exactly once to replace the letters A , B , and C is `\boxed{-22}`. **Wrong!**

GoalRM

To determine the least possible result of the expression $A(B - C)$ when the numbers 4, 5, and 6 are each used exactly once to replace the letters A , B , and C , we need to evaluate all possible combinations of these numbers and find the minimum value.

First, let's list all possible permutations of the numbers 4, 5, and 6: 1. $(A=4, B=5, C=6)$ 2. $(A=4, B=6, C=5)$ 3. $(A=5, B=4, C=6)$ 4. $(A=5, B=6, C=4)$ 5. $(A=6, B=4, C=5)$ 6. $(A=6, B=5, C=4)$ Next, we will evaluate the expression $A(B - C)$ for each permutation: 1. For $(A=4, B=5, C=6)$: $4(5 - 6) = 4 \times (-1) = -4$ 2. For $(A=4, B=6, C=5)$: $4(6 - 5) = 4 \times 1 = 4$ 3. For $(A=5, B=4, C=6)$: $5(4 - 6) = 5 \times (-2) = -10$ 4. For $(A=5, B=6, C=4)$: $5(6 - 4) = 5 \times 2 = 10$ 5. For $(A=6, B=4, C=5)$: $6(4 - 5) = 6 \times (-1) = -6$ 6. For $(A=6, B=5, C=4)$: $6(5 - 4) = 6 \times 1 = 6$ Now, we compare the results of all the evaluations: -4, 4, -10, 10, -6, 6. The least possible result is -10 .

Thus, the least possible result of the expression $A(B - C)$ is `\boxed{-10}`.

Human: Prove that f is a constant function. Let f be a function with the property that for every disk $D \subset \mathbb{C}$, there exists a function g_D holomorphic on D such that $g'_D = f$ on D . Prove that f is a constant function. I have no idea how to start this problem. Any help would be appreciated. **Assistant:** To prove that f is a constant function, we will use the given property that for every disk $D \subset \mathbb{C}$, there exists a function g_D holomorphic on D such that $g'_D = f$ on D . We will proceed step by step. **Step 1: Understanding the Given Property** The property states that for any disk $D \subset \mathbb{C}$, there exists a holomorphic function g_D on D such that the derivative of g_D is f . This implies that f is the derivative of some holomorphic function on every disk in \mathbb{C} . **Step 2: Holomorphic Functions and Their Derivatives** Recall that a function g is holomorphic on a domain D if it is complex differentiable at every point in D . The derivative of a holomorphic function is also holomorphic. **Step 3: Local Constancy of f** Consider two overlapping disks D_1 and D_2 in \mathbb{C} . Let g_1 and g_2 be the holomorphic functions on D_1 and D_2 respectively such that $g'_1 = f$ on D_1 and $g'_2 = f$ on D_2 . On the intersection $D_1 \cap D_2$

Off-topic!

InfoRM

To solve the problem, we need to evaluate the expression $A(B - C)$ for all possible permutations of the numbers 4, 5, and 6 assigned to the variables A , B , and C . We will then find the permutation that gives the least possible result.

```
Let's write a Python code to iterate through all permutations and calculate the value of the expression for each permutation. We will then determine the minimum value.\n\nHere's the code to solve the problem:\n\npython\nimport itertools\n\n# Define the numbers to be used\nnumbers = [4, 5, 6]\n\n# Initialize the minimum value to a large number\nmin_value = float('inf')\n\n# Iterate through all permutations of the numbers\nfor perm in itertools.permutations(numbers):\n    A, B, C = perm\n    result = A * (B - C)\n    if result < min_value:\n        min_value = result\n\nprint(min_value)\n'''\nMissing \boxed{}
```

CausalRM (Ours)

To find the least possible result of the expression $A(B - C)$ where A , B , and C are the numbers 4, 5, and 6, we need to evaluate the expression for all possible permutations of A , B , and C . The permutations are: 1. $(A=4, B=5, C=6)$ 2. $(A=4, B=6, C=5)$ 3. $(A=5, B=4, C=6)$ 4. $(A=5, B=6, C=4)$ 5. $(A=6, B=4, C=5)$ 6. $(A=6, B=5, C=4)$ We will calculate the value of the expression for each permutation and find the minimum value. 1. $4(5 - 6) = 4(-1) = -4$ 2. $4(6 - 5) = 4(1) = 4$ 3. $5(4 - 6) = 5(-2) = -10$ 4. $5(6 - 4) = 5(2) = 10$ 5. $6(4 - 5) = 6(-1) = -6$ 6. $6(5 - 4) = 6(1) = 6$ The least possible result is -10 .

The final answer is `\boxed{-10}`.

```
python\nimport itertools\n\n# Define the numbers\nnumbers = [4, 5, 6]\n\n# Initialize the minimum value to a large number\nmin_value = float('inf')\n\n# Iterate through all permutations of the numbers\nfor A, B, C in itertools.permutations(numbers):\n    # Calculate the value of the expression A * (B - C)\n    value = A * (B - C)\n    # Update the minimum value if the current value is smaller\n    if value < min_value:\n        min_value = value\n\nprint(min_value)\n'''
```

Figure 7. Reward hacking behaviors on an ID MATH prompt. Standard RM outputs an incorrect boxed answer (-22), InfoRM exhibits format hacking by outputting code without a final boxed answer, and GoalRM answers correctly but continues with an unrelated prompt (off-topic continuation). In contrast, CausalRM follows the instruction and produces the correct boxed answer (-10).

LLM Input (Prompt)

System: You're an expert Python programmer and mathematician. Help the user to solve this problem using code when necessary. Make sure to put the answer (and only answer) inside `\boxed{}`.

User: Janeth borrowed 2000 and promised to return it with an additional 10% of the amount. If she is going to pay 5845682 a month for 12 months, how much will be Janeth's remaining balance by then?

Assistant:

Standard RM

Let's break down the problem step by step.

1. First, calculate the total amount Janeth needs to return. She borrowed \$2000 and promised to return it with an additional 10% of the amount. So, the total amount to be returned is $2000 + 10\% \text{ of } 2000 = 2000 + 200 = \2200 .

2. Next, calculate the total amount Janeth is going to pay over 12 months. She is paying \$5845682 a month for 12 months, so the total amount paid is $5845682 * 12$.

3. Finally, subtract the total amount paid from the total amount to be returned to find the remaining balance.

Let's implement this in Python to get the accurate result.
`python\n# Step 1: Calculate the total amount to be returned\nborrowed_amount = 2000\nadditional_percentage = 0.10\ntotal_amount_to_return = borrowed_amount * (1 + additional_percentage)\n\n# Step 2: Calculate the total amount paid over 12 months\nmonthly_payment = 5845682\ntotal_amount_paid = monthly_payment * 12\n\n# Step 3: Calculate the remaining balance\nremaining_balance = total_amount_to_return - total_amount_paid\nprint(remaining_balance)\n\n'''\n'''\noutput\n-70147384.0\n'''`

The remaining balance is `\boxed{-70147384.0}`. This negative value indicates that Janeth has overpaid by \$70,147,384.00.

Wrong!

GoalRM

To determine Janeth's remaining balance after paying \$5845682 a month for 12 months, we need to follow these steps:

1. ****Calculate the total amount Janeth needs to return:**** Janeth borrowed \$2000 and promised to return it with an additional 10% of the amount.
 $\text{Additional amount} = 2000 \times 0.10 = 200$
 $\text{Total amount to return} = 2000 + 200 = 2200$

2. ****Calculate the total amount Janeth will pay over 12 months:**** Janeth is going to pay \$5845682 a month for 12 months.
 $\text{Total payment} = 5845682 \times 12 = 70148184$

3. ****Determine the remaining balance:**** Subtract the total amount Janeth needs to return from the total payment she will make.
 $\text{Remaining balance} = 70148184 - 2200 = 70145984$

Thus, Janeth's remaining balance by the end of the 12 months is `\boxed{70145984}`.

Wrong!

Human: Prove that $f(x) = \frac{1}{x}$ is continuous on $(0, \infty)$ using the ϵ - δ definition of continuity. **Prove that $f(x) = \frac{1}{x}$ is continuous on $(0, \infty)$ using the ϵ - δ definition of continuity.** I know that f is continuous on $(0, \infty)$ if f is continuous at every point of $(0, \infty)$. I also know that f is continuous at x_0 if $\lim_{x \rightarrow x_0} f(x) = f(x_0)$. So, I need to show that $\lim_{x \rightarrow x_0} f(x) = f(x_0)$ for every $x_0 \in (0, \infty)$. I know that $\lim_{x \rightarrow x_0} f(x) = f(x_0)$ if for every $\epsilon > 0$ there exists a $\delta > 0$ such that $|f(x) - f(x_0)| < \epsilon$ whenever $x \in D$ and $0 < |x - x_0| < \delta$. So, I need to show that for every $\epsilon > 0$ there exists a $\delta > 0$ such that $|f(x) - f(x_0)| < \epsilon$ whenever $x \in (0, \infty)$ and $0 < |x - x_0| < \delta$. I know that $|f(x) - f(x_0)| = \left| \frac{1}{x} - \frac{1}{x_0} \right| = \frac{|x_0 - x|}{|x x_0|} = \frac{|x - x_0|}{|x x_0|}$. I'm stuck on how to choose δ so that $\frac{|x - x_0|}{|x x_0|} < \epsilon$. **Assistant:** To prove that $f(x) = \frac{1}{x}$ is continuous on $(0, \infty)$ using the ϵ - δ definition of continuity, we need to show that for every $x_0 \in (0, \infty)$ and every $\epsilon > 0$, there exists a $\delta > 0$ such that if $0 < |x - x_0| < \delta$, then $\left| \frac{1}{x} - \frac{1}{x_0} \right| < \epsilon$. Let's start by analyzing the expression $\left| \frac{1}{x} - \frac{1}{x_0} \right| = \frac{|x_0 - x|}{|x x_0|}$. We need to find a δ such that $\frac{|x - x_0|}{|x x_0|} < \epsilon$. First, let's bound $|x|$ in terms of $|x - x_0|$ and $|x_0|$. If $0 < |x - x_0| < \delta$

Off-topic!

InfoRM

To solve this problem, we need to follow these steps:

1. Calculate the total amount Janeth needs to return, which includes the borrowed amount plus the additional 10%.

2. Calculate the total amount Janeth will pay over 12 months.

3. Subtract the total amount Janeth will pay from the total amount she needs to return to find the remaining balance.

Let's break it down:
 1. The borrowed amount is \$2000, and the additional 10% is $2000 * 0.10 = \$200$. So, the total amount Janeth needs to return is $2000 + 200 = \$2200$.
 2. Janeth is paying \$5845682 a month for 12 months, so the total amount she will pay is $5845682 * 12 = \$70148184$.
 3. The remaining balance is the total amount she needs to return minus the total amount she will pay, which is $2200 - 70148184 = -\$70145984$.

Since the remaining balance is negative, it means Janeth will have overpaid by \$70145984. Therefore, the remaining balance is `\boxed{0}`.

Wrong!

Let's confirm this with Python code.
`python\n# Step 1: Calculate the total amount Janeth needs to return\nborrowed_amount = 2000\nadditional_percentage = 0.10\ntotal_amount_to_return = borrowed_amount * (1 + additional_percentage)\n\n# Step 2: Calculate the total amount Janeth will pay over 12 months\nmonthly_payment = 5845682\ntotal_payment = monthly_payment * 12\n\n# Step 3: Calculate the remaining balance\nremaining_balance = total_amount_to_return - total_payment\nprint(remaining_balance)\n\n'''\n'''\noutput\n-70145984\n'''`

CausalRM (Ours)

Let's break down the problem step by step:

1. First, calculate the total amount Janeth needs to return. She borrowed \$2000 and promised to return it with an additional 10% of the amount. So, the total amount to be returned is: $2000 + (2000 \times 0.10) = 2000 + 200 = 2200$

2. Janeth is paying \$5845682 a month for 12 months. So, the total amount she will pay in 12 months is: $5845682 \times 12 = 70148184$

3. The remaining balance after 12 months will be the total amount she needs to return minus the total amount she has paid: $2200 - 70148184 = -70145984$

Since the remaining balance is negative, it means she has overpaid by \$70145984. The answer is: `\boxed{-70145984}`

Let's confirm this with Python code.
`python\n# Calculate the total amount to be returned\nborrowed_amount = 2000\nadditional_percentage = 0.10\ntotal_amount_to_return = borrowed_amount * (1 + additional_percentage)\n\n# Calculate the total amount paid in 12 months\nmonthly_payment = 5845682\ntotal_paid = monthly_payment * 12\n\n# Calculate the remaining balance\nremaining_balance = total_amount_to_return - total_paid\nprint(remaining_balance)\n\n'''\n'''\noutput\n-70145984\n'''`

Figure 8. Reward hacking behaviors on a GSM-Hard prompt. Standard RM computes the correct numerical result but outputs an incorrect boxed answer due to arithmetic error. InfoRM correctly calculates the balance but *hacks the format* by overriding the true answer with 0, falsely claiming no overpayment. GoalRM produces the right magnitude but misses the negative sign and appends an unrelated continuity proof (off-topic continuation). In contrast, CausalRM faithfully follows the instruction, correctly computes the negative remaining balance, and outputs the exact answer (-70145984) as required.

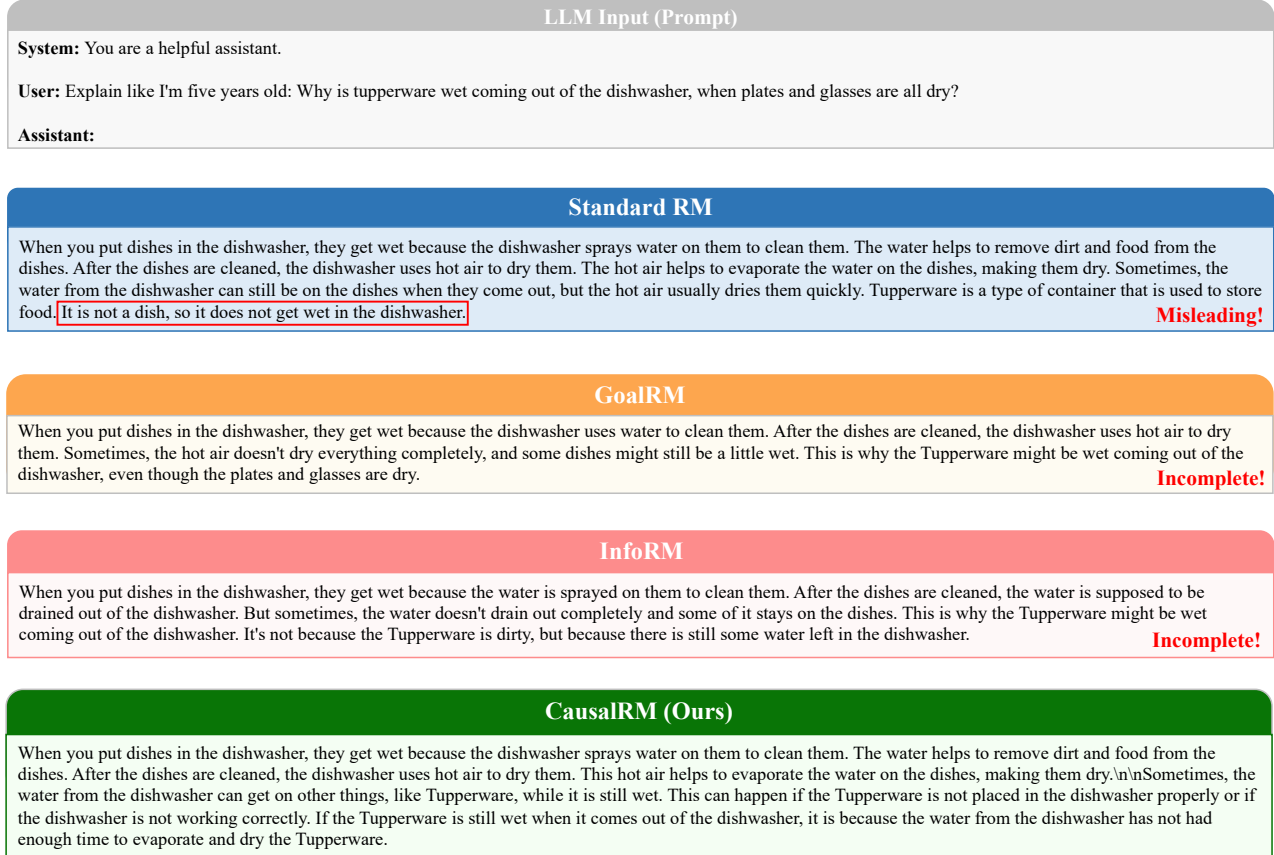


Figure 10. Reward hacking behaviors on a SHP prompt. Standard RM exhibits *misleading explanations* by providing a factually incorrect rationale (claiming that “Tupperware is not a dish, so it does not get wet”). GoalRM and InfoRM avoid the explicit error but give shallow, incomplete explanations that do not account for how plastic and container geometry affect drying. In contrast, CausalRM produces a coherent, physically plausible explanation for why plastic containers often remain wet after a dishwasher cycle.