

Within-Model vs Between-Prompt Variability in Large Language Models for Creative Tasks

Jennifer Haase^{1,2} Jana Gonnermann-Müller^{3,2} Paul H. P. Hanel⁴ Nicolas Leins³ Thomas Kosch^{1,2}
Jan Mendling^{1,2} Sebastian Pokutta^{3,5}

Abstract

How much of LLM output variance is explained by prompts versus model choice versus stochasticity through sampling? We answer this by evaluating 12 LLMs on 10 creativity prompts with 100 samples each ($N = 12,000$). For output quality (originality), prompts explain 36.43% of variance, comparable to model choice (40.94%). But for output quantity (fluency), model choice (51.25%) and within-LLM variance (33.70%) dominate, with prompts explaining only 4.22%. Prompts are powerful levers for steering output quality, but given the substantial within-LLM variance (10–34%), single-sample evaluations risk conflating sampling noise with genuine prompt or model effects.

1. Introduction

Prompt engineering assumes that natural-language instructions steer large language models (LLMs) toward predictable, optimized outputs. This *prompt-as-design* paradigm treats prompt formulation as the primary driver of model behavior, implicitly assuming that LLMs function as near-deterministic mappings from inputs to outputs. Consequently, most LLM evaluation work selects a prompt x , run the model once, and interprets the resulting output y as the model’s behavior under that prompt (Shi et al., 2023; Zhu et al., 2024; Cao et al., 2024). Variability induced by sampling from the underlying conditional distribution $p_\theta(y | x)$ is rarely measured and typically ignored.

This paradigm stands in contrast to the probabilistic nature of LLMs: formally, they implement a conditional distribution $p_\theta(y | x)$ over outputs. Decoding procedures

such as temperature scaling or nucleus sampling yield realizations of a random variable rather than a fixed response. Even for temperature set to zero, practical inference stacks exhibit nondeterminism due to GPU parallelism and batching effects (Paleyes et al., 2025). This reproduction issue of exact content is of such importance that even start-ups (<https://thinkingmachines.ai/>) formed tackling it are flourishing. When this source of variance is ignored, it is effectively absorbed into other variance components such as model choice and prompt effects, potentially inflating the apparent magnitude of prompt-induced differences. Without quantifying sampling variance, it remains unknown whether observed effects reflect genuine prompt sensitivity, choice of model, or unmeasured stochasticity through variability.

We thus ask: *How is variance in LLM outputs partitioned across different factors: prompt, model choice, and within-LLM variance?* We test this question in a setting where output variability is not noise, but a defining feature: creative idea generation. We select creative tasks as our experimental testbed for two pragmatic reasons. First, they provide a high-entropy output space where $p(y|x)$ is multi-modal; unlike mathematical or factual tasks with peaked distributions, open-ended generation requires the model to traverse a large semantic solution space, making it a sensitive stress-test for prompting-induced vs. stochasticity through sampling variability. Second, we employ the Alternate Uses Task (AUT; Organisciak et al. (2023)), an established measurement for divergent (as in free-associative) thinking, which possesses a validated and fully automated evaluation pipeline (Organisciak et al., 2025). This allows for the large-scale repeated sampling necessary to rigorously partition variance components with a scale that is prohibitive for human-based evaluation. Our findings suggest that while prompts can steer output quality, the choice of model and within-LLM variability are too substantial to ignore.

Our key contributions are:

- **Variance Decomposition of Generative LLM-Output:** We provide a comprehensive large-scale partition of LLM output variance, with results for original-

¹HU Berlin, Berlin, Germany ²Weizenbaum Institute for the Networked Society, Berlin, Germany ³Zuse Institute Berlin, Berlin, Germany ⁴University of Essex, Colchester, UK ⁵TU Berlin, Berlin, Germany. Correspondence to: Jennifer Haase <jennifer.haase@hu-berlin.de>.

ity: prompts account for 36.43%, model-choice for 40.94%, and within-LLM variance for 10.56%; for fluency: prompts account for 4.22%, model-choice for 51.25%, and within-LLM variance for 33.70%.

- **Identification of Prompt-Specific Mechanisms:** We identify “discriminative prompts” (e.g., Persona) that elicit high-variance, high-quality responses from capable models, versus “constraining prompts” (e.g., Format constraints) that suppress diversity.
- **Metric Robustness:** We quantify the “verbosity bias” in automated creativity metrics (correlation of length of an idea with the originality score of the idea, with Pearson’s $r = 0.35$) and demonstrate that model rankings are robust to length-adjustment, confirming that high-performing models (e.g., Gemini 3 Pro) achieve superior quality through semantic content rather than mere elaboration.

2. Related Work

2.1. Prompt Engineering and Benchmarkings

Research in prompt engineering treats instructions as optimizable parameters for controlling model behavior. Techniques range from manual heuristic refinement (Liu & Chilton, 2022) to automated optimization frameworks like INSTINCT (Lin et al., 2024), which treat the LLM as a black-box function $f(x) \rightarrow y$ and estimate instruction quality from single generations per example. The existence of such prompt optimization approaches is well-established, with frameworks like GEPA (Genetic-Pareto) demonstrating that LLMs can be employed to reflect on system behavior and drive targeted improvements through iterative mutation and Pareto-aware candidate selection, evolving robust, high-performing prompt variants with minimal evaluations (Agrawal et al., 2025). Robustness benchmarks systematically perturb prompts via paraphrasing, rephrasing, or adversarial noise injection (Zhu et al., 2024; Shi et al., 2023; Cao et al., 2024), reporting dramatic performance swings despite the underlying task remaining unchanged. However, these evaluations typically fix the decoding process (e.g., temperature = 0, greedy decoding) and draw a *single* sample per prompt variant, effectively collapsing the model’s output distribution to one realization per condition. More sophisticated prompting frameworks inherit this determinism: DIPPER (Hu et al., 2025) constructs inference-time ensembles by assigning diverse prompts to identical model instances and explicitly argues that prompt variation, but not stochasticity through sampling, is the meaningful source of behavioral diversity. Together, these methodological patterns reinforce a prompt-centric view in which prompts are treated as the primary and nearly deterministic locus of control, while stochasticity through sampling variability in

$p_\theta(y | x)$ is assumed negligible and left unmeasured.

2.2. Stochasticity and Inference Variability

LLMs are probabilistic by definition, yet stochasticity is frequently treated as a nuisance to be minimized. Techniques like Self-Consistency (Chen et al., 2023) or test-time compute scaling (Snell et al., 2024) aggregate multiple samples to improve reliability, effectively merging the distribution $p(y|x)$ into a single robust prediction. However, these approaches treat sampling diversity as a resource to be *collapsed* by an aggregation operator, not as an object of measurement; they do not quantify the magnitude of sampling-induced variance nor compare it to variance induced by prompt changes. Recent work on “LLM drift” (Paley et al., 2025) explicitly documents that setting temperature to 0 does not guarantee fully deterministic results due to GPU parallelism, batching behavior, and non-associative floating-point operations, yet rarely quantifies this variance relative to prompt effects.

Studies on LLM creativity suggest that model configuration substantially affects output diversity: highly aligned models may trade output-variety for consistency, while base models produce more varied outputs (Mohammadi, 2024; West & Potts, 2025). Evidence of substantial intra-model variability has been documented in creativity evaluations: Haase et al. (2025) conducted 100 repeated trials per model under identical prompts and observed outputs ranging from below-average to highly original, with performance distributions spanning the full range from the bottom quartile to the top quartile. Yet when evaluation is based on $N = 1$ samples per prompt, prompt-level effects and sampling variability become statistically indistinguishable: any difference observed between prompts could equally arise from stochasticity through sampling drawn from $p_\theta(y | x)$. The relative contribution of within-LLM versus between-prompt variance remains unknown.

2.3. Methodological Gap: The Sampling Fallacy

The experimental design of most prompting studies mirrors a known bias in experimental psychology termed the “fixed-effect fallacy” (Judd et al., 2012), where stochasticity components (e.g., stimuli or samples) are incorrectly treated as fixed factors. In the LLM context, taking a single generation as representative of a prompt’s distribution commits a similar error. If $p_\theta(y | x)$ exhibits substantial spread, any single realization may deviate considerably from the central tendency.

The core problem (Judd et al., 2017; 2012) is a mismatch between the data-generating process and the analytic model. When multiple random factors contribute, collapsing one factor attributes its variance to others. Standard ANOVA procedures assume all variance sources are modeled; when

ignored, variance is absorbed by other factors, inflating effect sizes. Single-sample evaluation conflates prompt effects with sampling variability, potentially overestimating prompt effects.

Our repeated-sampling design treats stochasticity as a random factor and models multiple sources of variation using linear mixed-effects models. By decomposing variance into prompt, between-model, and within-LLM components, we test whether prompt wording constitutes a dominant causal driver of output differences.

3. Methodology

3.1. Stimuli: Prompt Design

We designed one baseline prompt following the AUT instructions (Christensen et al., 1960), which asks for alternative uses of an every-day object, for which we chose “plastic bottle”. Thus, the basic prompt is “Think of all kinds of things you could do with a plastic bottle”. Additionally, we added five prompting strategies based on established prompting frameworks: providing a one-shot example, heuristic prompt, anticipating unwanted output, zero-shot chain-of-thought, and persona-based. (Lin et al., 2024). Further, we added four prompts with minor changes: paraphrasing, formatting tweak, changing order of information and adding random spelling errors (see Table 1 for an overview, full prompt texts are provided in the Appendix Tables 3 and 4).

3.2. Inference Configuration

In deployed settings, users do not interact with model weights in isolation, instead they interact with a model-as-service that bundles architecture, training, alignment, default decoding parameters, and system prompts into a single interface. Our design reflects this reality: proprietary LLMs were accessed via their official provider APIs, while open-weights models were hosted on local infrastructure using the Ollama runtime environment.

We employed default hyperparameter settings as defined by each provider. This choice reflects three considerations: (1) standardizing parameters creates false equivalence since temperature effects vary across models (Peepkorn et al., 2024); (2) defaults represent vendor-optimized configurations; (3) using defaults maximizes ecological validity. Variance attributed to the model factor reflects the combined effect of architecture, alignment, and provider-specific defaults (see Limitations).

3.3. Procedure and Data Collection

For each model (cf. Table 2) \times prompt pair, we generated 100 independent outputs, totaling 12,000 generations. All data were collected in December 2025 via the respective

provider APIs. No additional system prompts or few-shot context were provided beyond the specific stimuli described in Table 1. Responses were required to adhere to JSON formatting. Of the 12,000 collected responses, 130 (1.1%) could not be scored due to timeouts in the automated creativity scoring service and were excluded, yielding $N = 11,870$ valid complete cases. These were parsed into 566,916 individual ideas for analysis.

3.4. Evaluation & Analysis

We employed a multi-faceted evaluation strategy combining automated scoring and structural text analyses.

Data Preprocessing. We evaluated outputs using an automated AUT scoring system, which assigns *originality* scores on a 1–5 scale (Organisciak et al., 2025). Higher scores indicate greater originality and unconventionality of the idea. Response-level originality was computed as the mean originality score across all valid ideas in a response.

Fluency was defined as the count of valid ideas generated per response. To ensure validity, we applied an automated parsing and filtering pipeline: (a) extraction from the required JSON structure, (b) removal of empty strings or formatting artifacts.

Variance Decomposition. We partition total variance using a linear mixed-effects model. For a creativity score Y_{mpr} (model m , prompt p , run r):

$$Y_{mpr} = \mu + \alpha_m + \beta_p + (\alpha\beta)_{mp} + \epsilon_{mpr} \quad (1)$$

where μ is the grand mean, $\alpha_m \sim N(0, \sigma_{\text{model}}^2)$ is the random intercept for LLMs, $\beta_p \sim N(0, \sigma_{\text{prompt}}^2)$ is the random intercept for prompts, $(\alpha\beta)_{mp}$ is the model \times prompt interaction, and $\epsilon_{mpr} \sim N(0, \sigma_{\text{within}}^2)$ is the within-LLM error capturing stochasticity through sampling variance. Parameters were estimated using Restricted Maximum Likelihood (REML). Variance components are reported as Intra-class Correlation Coefficients (ICC), representing the proportion of total variance explained by each factor (Bliese, 2000). We computed 95% confidence intervals via stratified bootstrap resampling (1,000 iterations) within model–prompt cells.

Content Analysis (Thematic & Structural). To characterize the qualitative differences in output, we analyzed the content on two dimensions:

- *Thematic Categorization.* We developed a keyword-based taxonomy tailored to the “Plastic Bottle” AUT task, consisting of 105 distinct keywords mapped to 10 functional domains (e.g., *Gardening* \leftarrow {planter, greenhouse, ...}; *Survival* \leftarrow {raft, filter, ...}). Ideas were classified using a deterministic waterfall matching algorithm: an idea was assigned to

Table 1. Prompting Strategies (P1–P10) Used in This Study

ID	Strategy	Description	References
Baseline			
P1	Direct Instruction	Clear task with explicit output format; based on default AUT instruction.	Organisciak et al. (2023)
Strategic prompts			
P2	One-Shot Example	Example-Based: Includes a single concrete example to anchor the model’s response style.	Chen et al. (2025); Lin et al. (2024)
P3	Heuristic Prompt	Domain Exploration: Provides mental heuristics and creativity-stimulating cues (e.g., cross-domain thinking).	Chen et al. (2025); Zhou et al. (2024)
P4	Anticipatory Prompt	Avoidance Instructions: Preempts common errors by instructing what <i>not</i> to do (e.g., avoid generic ideas).	Wang et al. (2024)
P5	Zero-Shot CoT	Chain-of-Thought (CoT): Encourages reasoning before answering by embedding a multi-step analytical structure.	Chen et al. (2025)
P6	Creative Persona	Persona description: Assigns a high-creative identity to steer style and ambition toward original output.	Olea et al. (2024); Zheng et al. (2024)
Minor prompt variations			
P7	Phrasing Change	Minor Phrasing: Surface edits to the baseline prompt to test sensitivity to minor semantic rewordings.	Salinas & Morstatter (2024)
P8	Formatting Tweak	Structural Constraint: Imposes strict output constraints (e.g., “no titles or colons”) to test structural impact.	He et al. (2024); Salinas & Morstatter (2024)
P9	Information Order	Information order: Reorders elements but keep the same information as in the baseline prompt.	Salinas & Morstatter (2024)
P10	Random Errors	Typo-robustness: Injects typographical and syntactic noise to assess model error-tolerance.	Salinas & Morstatter (2024)

Note: All prompts concluded with identical JSON formatting instructions for consistency. Full prompt texts available in Appendix Table 3 and 4.

the first category where a case-insensitive keyword substring match was found. Ideas containing no keywords were labeled “Miscellaneous” (Grimmer & Stewart, 2013). To quantify the breadth of a model’s semantic range, we computed the *Thematic Entropy* (Shannon Entropy) of its category distribution: $H(M) = -\sum_{c \in C} p(c|M) \ln p(c|M)$, where $p(c|M)$ is the proportion of model M ’s ideas falling into category c (Lin, 1991).

- *Repetition & Uniqueness Analysis.* To assess the effective diversity of the generated output distributions, we performed a global repetition analysis on the full corpus of $N = 584,205$ parsed ideas. We applied a standard string normalization pipeline (lowercasing, removal of trailing punctuation, and whitespace trimming) to map surface variations to canonical forms. We then computed two metrics: (1) *Global Uniqueness*,

defined as the proportion of ideas that appeared exactly once across the entire dataset, serving as a measure of the total semantic space covered; and (2) *Intra-Model Repetition Rate*, the percentage of a model’s outputs that were duplicates of its own previous generations. This metric serves as a proxy for *mode collapse*, differentiating models that explore the tail of the distribution from those that greedily converge on a narrow set of high-probability sequences.

- *Structural Profiling.* We systematically analyzed low-level text features to identify alignment fingerprints. For every idea, we extracted: (1) *Verbosity* (character count), (2) *Punctuation Style* (presence of colons vs. hyphens/dashes), and (3) *Numerical Density* (presence of digits using the regex ‘.’). These features were aggregated to measure the rigidity of a model’s output format independent of the prompt.

Table 2. Large Language Models used in this study

Model Name	Size	Provider
Claude Sonnet 4.5 [†]	Large	Anthropic
DeepSeek Reasoner V3.2 [†]	Large	DeepSeek
GPT 5.1 [†]	Large	OpenAI
GPT 5.2 [†]	Large	OpenAI
GPT OSS 120B	120B	OpenAI
Gemini 3 Pro [†]	Large	Google
Gemma 3 27B	27B	Google
Grok 4.1	Large	xAI
Llama 3.3 70B	70B	Meta
Mistral Nemo	12B	Mistral
Qwen 3 235B	235B	Alibaba
Qwen 3 235B Thinking [†]	235B	Alibaba

Note: [†]Reasoning/thinking model.

4. Results

We evaluate two outcome metrics: *originality* (semantic novelty of ideas, scored 1–5) and *fluency* (number of ideas generated). We partition variance into three sources: *model* (systematic differences between LLMs), *prompt* (systematic differences between prompting strategies), and *within-LLM variance* (variability observed when querying the same model with the same prompt repeatedly). Following the core variance decomposition, we investigate the mechanisms underlying model and prompt effects.

4.1. Variance Decomposition

Our variance decomposition (see Figure 1) reveals a divergence between *originality* and *fluency*. To test for significant differences between prompts and LLMs, we fitted a linear mixed-effects model with prompt and LLM as fixed effects, including their interaction term. This analysis revealed that the means between prompts and LLMs indeed differed: For originality, we found a significant main effect of prompt, $F(9, 11870) = 4001.01, p < .001$, a significant main effect of LLM, $F(11, 11870) = 3606.72, p < .001$, and a significant interaction, $F(99, 11870) = 121.22, p < .001$. For fluency, we found a significant main effect of prompt, $F(9, 11975) = 165.74, p < .001$, a significant main effect of LLM, $F(11, 11975) = 1652.25, p < .001$, and a significant prompt \times LLM interaction, $F(99, 11975) = 38.80, p < .001$.

For **Originality** (see Figure 1, and Table 5 in Appendix for descriptive data), prompt strategy explains a substantial portion of the variance (36.43%, 95% CI: 35.82–37.14%), comparable to model choice (40.94%, CI: 40.25–41.60%). Within-model variance accounts for 10.56% (CI: 9.96–10.94%), with an additional 12.07% (CI: 11.69–12.65%)

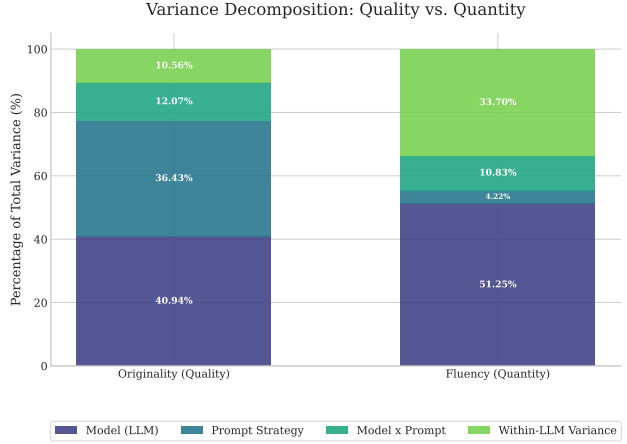


Figure 1. Variance Decomposition (ICC) for Originality and Fluency.

driven by model \times prompt interactions. Formally, these interaction effects were computed as deviations from additive predictions: $I_{mp} = \bar{Y}_{mp} - (\bar{Y}_m + \bar{Y}_p - \bar{Y}_{..})$, where positive values indicate specialized model-prompt affinities that exceed expectations based on marginal means. This suggests that *some* prompts shift the model’s stochastic distribution of creative outputs toward higher originality, but their efficacy is strongly model-contingent (see Figures 5 and 7 in Appendix). *Some* models are more sensitive to certain prompts than others, and *some* models have a smaller distribution of original ideas than others, making a prompt more or less successful for each model run.

In stark contrast, for **Fluency** (Figure 1, and Table 6 in Appendix for descriptive data), prompt effects are negligible (4.22%, CI: 3.96–4.52%), which is to expected as the prompt did not address the fluency per se. Variance is dominated by model differences (51.25%, CI: 47.05–54.73%) and within-LLM variance (33.70%, CI: 29.29–38.53%). This implies that while our prompts steered for *better* ideas, they have little impact on *how many* ideas a model generates; volume is largely an intrinsic property of the model’s decoding behavior and alignment (see Figures 6, 8, and 9 in Appendix). Our repetition analysis further clarifies this: low-fluency models often suffer from mode collapse (e.g., Gemma 3 27B repeated specific phrases in 64% of outputs), whereas high-fluency models like GPT 5.1 maintained 99.5% string uniqueness, suggesting that “volume” is a proxy for effective distribution exploration.

4.2. Mechanisms of Model Variance

The large between-model variance (51.25% for Fluency, 40.94% for Originality) appears systematic rather than random, likely reflecting distinct alignment strategies (Figure 4

in Appendix). We observe several distinct model behaviors:

Reasoning-Oriented Architectures (High Quality, Low Fluency). Models like Gemini 3 Pro and Qwen 3 235B Thinking prioritize depth over breadth. Gemini 3 Pro achieves the highest mean originality (4.06) but generates the fewest ideas (avg. 13.7). The “Thinking” variant of Qwen 3 235B improves originality by +3.4% (mean +0.119) over the non-thinking Qwen 3 235B across all 10 prompts, but reduces fluency by 38% (from an average of 48.3 to 30.1 ideas). This pattern hints that deliberative reasoning steps prune lower-quality candidates in favor of focused, creative output. However, this effect appears specific to models architecturally designed for reasoning; the simple prompt asking for *chain-of-thought* reasoning (P5) did not improve originality across all models (see Figure 2).

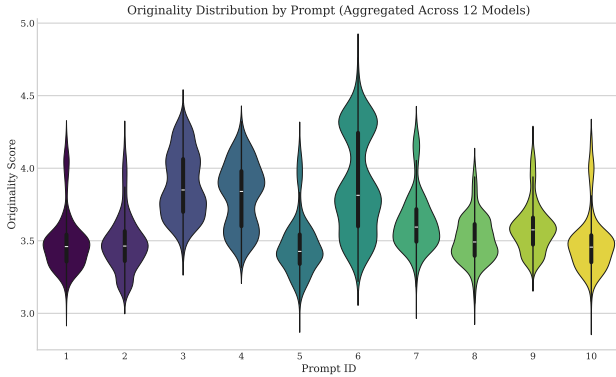


Figure 2. Violinplots displaying originality scores as a function of prompt. **Prompt Key:** **P1:** Direct Baseline (Think of uses...). **P2:** One-Shot Example (Example: Use for yarn storage...). **P3:** Heuristic/Domain (Think across domains: art, survival...). **P4:** Anticipatory (Avoid generic ideas...). **P5:** Chain-of-Thought (Think step-by-step...). **P6:** Creative Persona (You are the most creative person...). **P7:** Phrasing Variation (Synonymous rewording). **P8:** Format Constraint (No titles or colons...). **P9:** Info Order (Emphasize inventive...). **P10:** Typo Robustness (Injected noise).

Exceptional Performance (High-Ceiling Models). Mean performance can obscure “high-ceiling” capabilities. Analysis of the top 1% of responses by originality (≥ 4.36) reveals that Grok 4.1 produced 66 exceptional outputs ($5.5\times$ more than expected by chance) despite ranking 3rd in overall mean. As this peak-performance just occurred some of the instance runs of Grok 4.1, the average performance masks these peaks. Gemini 3 Pro also showed high-ceiling capability with 35 exceptional responses (see Figure 10 in Appendix).

High-Fluency Architectures (High Fluency, Moderate Quality). Models like GPT 5.1 and GPT 5.2 prioritize

volume, generating > 150 ideas per prompt on average (see Figures 6 and 9 in Appendix). While their peak quality is high, their average score is diluted by the sheer volume of output.

Ranking Consistency. Models differ fundamentally in their reliability across prompts (see Figure 3). Gemini 3 Pro exhibits exceptional stability (Rank Variance = 0.18), consistently ranking 1st or 2nd regardless of the prompt. In contrast, Grok 4.1 is highly volatile (Rank Variance = 8.32), ranking 1st on the Persona prompt but falling to 11th on others. This indicates that some models are “generalist” creators while others are “specialists” that require specific triggers (e.g., Persona prompt).

Verbosity and Metric Robustness. Text analysis reveals that high-quality models are significantly more verbose. We find a positive correlation between idea length and originality score ($r \approx 0.1\text{--}0.4$) across all models, where r represents Pearson’s correlation coefficient measuring the linear relationship between character count and originality ratings. Gemini 3 Pro produces the longest ideas (avg. 125 characters), while lower-performing models tend to be more concise. To control for verbosity bias, we computed a length-adjusted originality score by regressing raw scores on character count. Model rankings proved remarkably robust: Gemini 3 Pro retained its #1 position, while Qwen 3 235B Thinking improved from #6 to #3, identifying it as the most concise yet original engine. This suggests that superior performance in frontier models is primarily driven by actual originality of the individual ideas, rather than mere elaboration.

4.3. Mechanisms of Prompt Control

The 36.43% variance explained by prompts is driven by two opposing mechanisms: eliciting latent capabilities in specific models versus constraining the output space. Across all prompts, we find that strategic prompts like the Persona prompt (P6), Heuristic/Domain prompt (P3) and the Anticipatory prompt (P4) elicited higher level of originality, but also higher between-model variance than the baseline. Instructions with one example (P2) or the prompt to think step-by-step (P5) did not improve the output quality significantly. Similarly, the minor prompting variations are on-par with the baseline, suggesting that they do not have a significant effect on the output quality (see Figures 2 and 3).

Discriminative Capability Elicitation: Prompt 6 (Persona). The Persona prompt (P6: “You are the most creative person...”) can be interpreted as a discriminative stress test. It yields the highest between-model variance (0.112 vs. baseline P1 variance of 0.037). Capable models like Grok 4.1 and Claude Sonnet 4.5 respond with massive effect

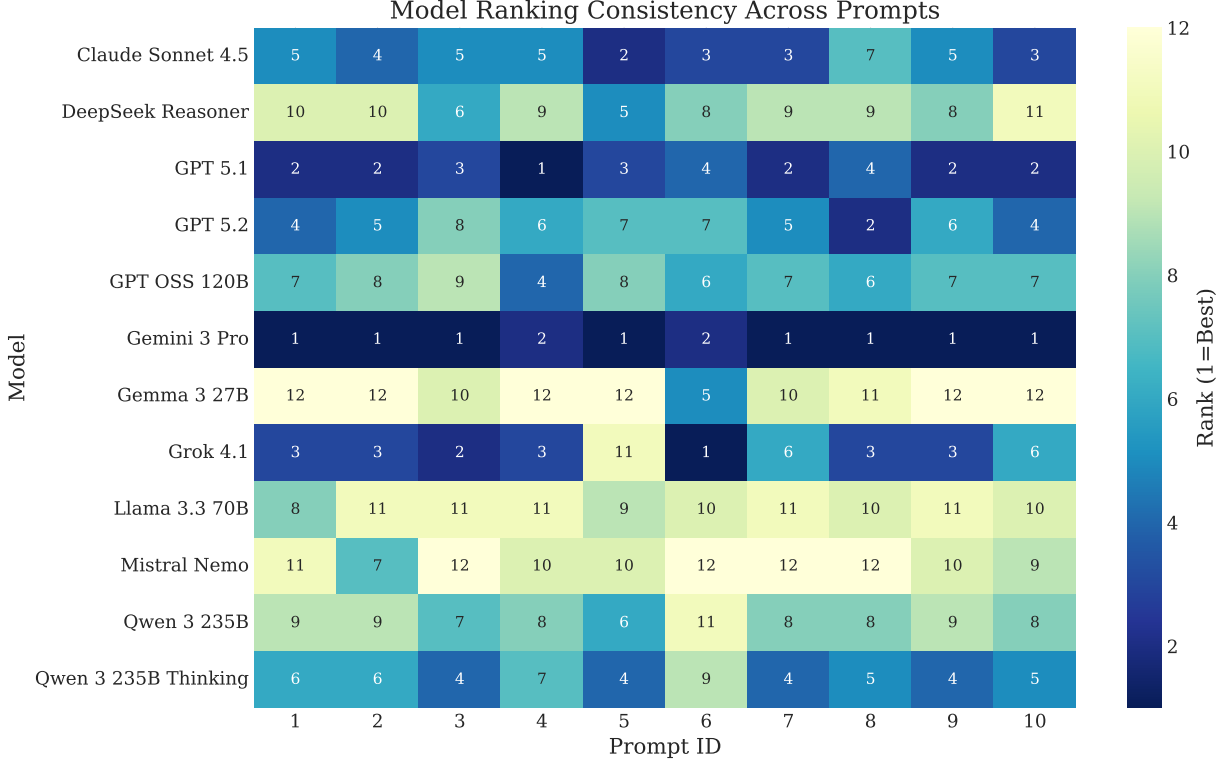


Figure 3. Heatmap of Mean Originality Scores (Model \times Prompt). Prompt key as in Figure 2.

sizes (Cohen’s $d > 2.0$, calculated as the standardized difference between the model’s P6 performance and its overall mean), producing their most-original work (see Figure 10 in Appendix). Specifically, Gemma 3 27B shows a jump ($d = 2.11$), effectively “waking up” under this prompt (see Figure 3 in Appendix). In contrast, smaller models like Llama 3.3 70B show negligible improvement ($d = 0.48$). This explains the significant Model \times Prompt interaction (see Figure 3): “Persona” prompts (P6) do not universally improve creativity; they reveal latent creative capacity only in models capable of role-play.

Structural Constraint: Prompt 8 (Format). Conversely, the Format Constraint prompt (P8: “no titles or colons”) systematically degrades fluency (but not originality, see Figure 11 in Appendix). The mechanism is structural collapse: compliance with the “no colons” instruction was near-perfect (99.99% of ideas contained no colons), forcing models to abandon their diverse default formats. This led to a convergence on identical phrasings, with over 100 exact duplicates of common ideas (e.g., “Build a miniature greenhouse...”). By restricting the syntactic search space, P8 inadvertently restricted the semantic search space, reducing idea uniqueness by 5.9 percentage points relative to the baseline (P1). This is important to note, as this was not intended by the prompt, but rather a byproduct of the model’s

default formatting behavior. Especially those models that are more verbose and usually show a high-colon usage, like Gemini 3 Pro, are more negatively affected by this prompt.

5. Discussion

The field of prompt engineering has largely operated on the premise that prompts act as close-to-deterministic programs: find the right instruction, and the model will reliably execute it. Our variance decomposition challenges this view. While prompts do explain 36.43% of variance in originality, this effect is accompanied by substantial model differences (40.94–51.25%) and within-LLM variance (10.56–33.70%). This suggests that prompting is less about programming a machine and more about steering a probabilistic distribution.

Probabilistic Prompting: Shaping Distributions, Not Outputs. Our findings show that a prompt defines a *distribution* of likely outputs, not a single result. For discriminative prompts like the “Creative Persona” (P6), this distribution shifts upward in quality but also expands in variance. This means that “better” prompts often yield *less* predictable behavior. This creates a paradox for developers: the prompts that unlock the highest creativity (P6) are also the least stable, while the prompts that aim at consistency (P8) actively suppress idea-diversity. Effective prompting systems must

therefore treat outputs as samples, with multiple candidates ($N > 1$) generated to capture the full shape of the distribution and allow for statistical inference.

The Need for Discriminative Benchmarking. Current benchmarks often use generic instructions that fail to separate model capabilities. We found that baseline prompts (P1) yielded low between-model variance (0.037), making them poor tools for comparison. In contrast, the “Persona” prompt (P6) acted as a stress test (variance 0.112), revealing substantial differences in how models respond to identity-based framing. While we cannot definitively attribute Gemini and Grok’s superior performance on persona prompts to specific training procedures, their responsiveness suggests these models may possess stronger capabilities in contextual self-modification or instruction interpretation when framed through identity rather than direct commands. The Persona prompt appears to test whether models can leverage identity cues to access different behavioral modes, distinguishing models that treat personas as meaningful context from those that process them as superficial instruction variants. Future creativity benchmarks should therefore prioritize *discriminative items*, as prompts that reveal latent capability differences through varied framing approaches.

Beyond $N = 1$: Guidelines for Sample Complexity. This has direct implications for reproducibility: if within-LLM variance explains 10.56–33.70% of total variance, many reported prompt or model comparisons in the literature may reflect sampling noise rather than genuine effects. Current evaluation practices that rely on single generations ($N = 1$) effectively treat LLM outputs as deterministic point estimates. Our results demonstrate that this approach is statistically unreliable, particularly for creative tasks. However, the risk of $N = 1$ evaluation is not uniform across architectures. For “stable generalists” like Gemini 3 Pro (Rank Variance = 0.18), small sample sizes may suffice for coarse ranking. In contrast, for “high-variance specialists” like Grok 4.1 (Rank Variance = 8.32), a single sample carries a high risk of rank-reversal, potentially mischaracterizing a top-tier model as average or vice versa. We find that while mean originality stabilizes relatively quickly, capturing the true width of the output distribution and the probability of exceptional responses (top 1%) requires larger sample sizes ($N \geq 50$). We recommend that future benchmarks report not only mean scores but also the variance components and associated confidence intervals to allow for valid cross-model inference.

Limitations. *Task scope.* Our study focused on a single creative domain (alternative uses for plastic bottles) to enable deep repeated sampling ($N = 12,000$). While prior work suggests that AUT item selection has minimal effect on creativity scores (Organisciak et al., 2025), future

studies should validate these findings across multiple AUT items and creative domains. The fundamental principle, that within-LLM variance competes with prompt control, likely generalizes to all open-ended generation, but the specific ICC values may shift for coding or math tasks. Further, we did not directly prompt for fluency, so this measures default output volume rather than capacity to generate more ideas on demand.

Confounded variance components. Our “model” factor bundles architecture, training data, RLHF/alignment, default parameters, system prompts, and serving infrastructure. We retain “model” as it reflects common usage, though variance cannot be attributed to architecture alone. Our “within-LLM variance” is technically variance within a model–prompt condition, emphasizing the inherent sampling stochasticity. However, this component conflates true sampling noise (temperature, nucleus sampling) with unmodeled factors (e.g., server load, API versioning). Disentangling architecture effects requires controlled experiments with matched parameters, left for future work.

Statistical model. Our fluency analysis uses a linear mixed model on count data. While ICC decomposition remains valid for comparative purposes, a generalized linear mixed model (GLMM) with Poisson or negative binomial distribution would more appropriately model the discrete, non-negative nature of idea counts. Sensitivity analyses suggest our qualitative conclusions are robust, but future work should employ distributional assumptions even better matched to the outcome variable.

6. Conclusion

We provide a large-scale quantification of how variance in LLM creative output partitions across prompt, model, and within-LLM sources. Our results demystify the “magic” of prompt engineering: prompts are powerful but bounded levers. They can effectively steer originality (36.43% variance explained) but output is also heavily influenced by model choice (40.94–51.25%) and within-LLM variance (10.56–33.70%). Building on existing prompt-based approaches, explicitly accounting for the probabilistic nature of these systems and examining the variance they produce supports more robust, statistically grounded design practices.

Impact Statement

This work demonstrates that variability in large language model outputs, especially in open-ended creative tasks, arises from three sources: (1) prompt strategy, (2) model choice, and (3) within-LLM stochasticity through sampling variance. By quantifying within-LLM variance alongside prompt and model effects, the study challenges evaluation

practices that rely on single-sample decoding. The practical implication is simple: if within-LLM variance accounts for 10–34% of output variability, users dissatisfied with an LLM response might need not revise their prompt directly, instead simply regenerating with the same prompt may yield substantially different, and potentially better, results.

References

- Agrawal, L. A., Tan, S., Soylu, D., Ziems, N., Khare, R., Opsahl-Ong, K., Singhvi, A., Shandilya, H., Ryan, M. J., Jiang, M., Potts, C., Sen, K., Dimakis, A. G., Stoica, I., Klein, D., Zaharia, M., and Khattab, O. GEPA: Reflective Prompt Evolution Can Outperform Reinforcement Learning, July 2025.
- Bliese, P. D. Within-group agreement, non-independence, and reliability: Implications for data aggregation and analysis. In Klein, K. J. and Kozlowski, S. W. J. (eds.), *Multilevel Theory, Research, and Methods in Organizations: Foundations, Extensions, and New Directions*, pp. 349–381. Jossey-Bass, San Francisco, CA, 2000.
- Cao, B., Cai, D., Zhang, Z., Zou, Y., and Lam, W. On the Worst Prompt Performance of Large Language Models. *Advances in Neural Information Processing Systems*, 37:69022–69042, December 2024. doi: 10.52202/079017-2205.
- Chen, B., Zhang, Z., Langrené, N., and Zhu, S. Unleashing the potential of prompt engineering for large language models. *Patterns*, 6(6):101260, June 2025. ISSN 26663899. doi: 10.1016/j.patter.2025.101260.
- Chen, X., Aksitov, R., Alon, U., Ren, J., Xiao, K., Yin, P., Prakash, S., Sutton, C., Wang, X., and Zhou, D. Universal Self-Consistency for Large Language Model Generation, November 2023.
- Christensen, P., Guilford, J., Merrifield, R., and Wilson, R. Alternate uses test. *Beverly Hills, CA: Sheridan Psychological Service*, 1960.
- Grimmer, J. and Stewart, B. M. Text as data: The promise and pitfalls of automatic content analysis methods for political documents. *Political Analysis*, 21(3):267–297, 2013.
- Haase, J., Hanel, P. H. P., and Pokutta, S. Has the creativity of large-language models peaked?: An analysis of inter- and intra-LLM variability. *Journal of Creativity*, 35(3): 100113, December 2025. ISSN 2713-3745. doi: 10.1016/j.jyoc.2025.100113.
- He, J., Rungta, M., Koleczek, D., Sekhon, A., Wang, F. X., and Hasan, S. Does Prompt Formatting Have Any Impact on LLM Performance?, November 2024.
- Hu, W., Lau, G. K. R., Diwen, L., Jizhuo, C., Ng, S.-K., and Low, B. K. H. Dipper: Diversity in Prompts for Producing Large Language Model Ensembles in Reasoning Tasks. In Christodoulopoulos, C., Chakraborty, T., Rose, C., and Peng, V. (eds.), *Proceedings of the 2025 Conference on Empirical Methods in Natural Language Processing*, pp. 35546–35560, Suzhou, China, November 2025. Association for Computational Linguistics. ISBN 979-8-89176-332-6. doi: 10.18653/v1/2025.emnlp-main.1801.
- Judd, C. M., Westfall, J., and Kenny, D. A. Treating stimuli as a random factor in social psychology: A new and comprehensive solution to a pervasive but largely ignored problem. *Journal of Personality and Social Psychology*, 103(1):54–69, 2012. ISSN 1939-1315. doi: 10.1037/a0028347.
- Judd, C. M., Westfall, J., and Kenny, D. A. Experiments with More Than One Random Factor: Designs, Analytic Models, and Statistical Power. *Annual Review of Psychology*, 68(1):601–625, January 2017. ISSN 0066-4308, 1545-2085. doi: 10.1146/annurev-psych-122414-033702.
- Lin, J. Divergence measures based on the Shannon entropy. *IEEE Transactions on Information Theory*, 37(1):145–151, January 1991. ISSN 1557-9654. doi: 10.1109/18.61115.
- Lin, X., Wu, Z., Dai, Z., Hu, W., Shu, Y., Ng, S.-K., Jaillet, P., and Low, B. K. H. Use Your INSTINCT: INSTruction optimization for LLMs usIng Neural bandits Coupled with Transformers, June 2024.
- Liu, V. and Chilton, L. B. Design Guidelines for Prompt Engineering Text-to-Image Generative Models. In *Proceedings of the 2022 CHI Conference on Human Factors in Computing Systems*, CHI ’22, pp. 1–23, New York, NY, USA, April 2022. Association for Computing Machinery. ISBN 978-1-4503-9157-3. doi: 10.1145/3491102.3501825.
- Mohammadi, B. Creativity Has Left the Chat: The Price of Debiasing Language Models, 2024.
- Olea, C., Tucker, H., Phelan, J., Pattison, C., Zhang, S., Lieb, M., Schmidt, D., and White, J. Evaluating Persona Prompting for Question Answering Tasks. In *Security, Privacy and Trust Management*, pp. 63–81. Academy & Industry Research Collaboration Center, June 2024. ISBN 978-1-923107-28-1. doi: 10.5121/cs.it.2024.141106.
- Organisciak, P., Acar, S., Dumas, D., and Berthiaume, K. Beyond semantic distance: Automated scoring of divergent thinking greatly improves with large language models. *Thinking Skills and Creativity*, 49:101356, September 2023. ISSN 1871-1871. doi: 10.1016/j.tsc.2023.101356.

- Organisciak, P., Dumas, D., Acar, S., and de Chantal, P. L. Open Creativity Scoring Computer software, 2025.
- Paley, A., Sendyka, R., Robinson, D., Cabrera, C., and Lawrence, N. D. Prompt Variability Effects On LLM Code Generation, June 2025.
- Peeperkorn, M., Kouwenhoven, T., Brown, D., and Jordanous, A. Is Temperature the Creativity Parameter of Large Language Models?, May 2024.
- Salinas, A. and Morstatter, F. The Butterfly Effect of Altering Prompts: How Small Changes and Jailbreaks Affect Large Language Model Performance, April 2024.
- Shi, F., Chen, X., Misra, K., Scales, N., Dohan, D., Chi, E. H., Schärli, N., and Zhou, D. Large Language Models Can Be Easily Distracted by Irrelevant Context. In *Proceedings of the 40th International Conference on Machine Learning*, pp. 31210–31227. PMLR, July 2023.
- Snell, C., Lee, J., Xu, K., and Kumar, A. Scaling LLM Test-Time Compute Optimally can be More Effective than Scaling Model Parameters, August 2024.
- Wang, H., Li, T., Deng, Z., Roth, D., and Li, Y. Devil’s Advocate: Anticipatory Reflection for LLM Agents, June 2024.
- West, P. and Potts, C. Base Models Beat Aligned Models at Randomness and Creativity, September 2025.
- Zheng, M., Pei, J., Logeswaran, L., Lee, M., and Jurgens, D. When “A Helpful Assistant” Is Not Really Helpful: Personas in System Prompts Do Not Improve Performances of Large Language Models. In Al-Onaizan, Y., Bansal, M., and Chen, Y.-N. (eds.), *Findings of the Association for Computational Linguistics: EMNLP 2024*, pp. 15126–15154, Miami, Florida, USA, November 2024. Association for Computational Linguistics. doi: 10.18653/v1/2024.findings-emnlp.888.
- Zhou, H., Qian, J., Feng, Z., Hui, L., Zhu, Z., and Mao, K. LLMs Learn Task Heuristics from Demonstrations: A Heuristic-Driven Prompting Strategy for Document-Level Event Argument Extraction. In Ku, L.-W., Martins, A., and Srikumar, V. (eds.), *Proceedings of the 62nd Annual Meeting of the Association for Computational Linguistics (Volume 1: Long Papers)*, pp. 11972–11990, Bangkok, Thailand, August 2024. Association for Computational Linguistics. doi: 10.18653/v1/2024.acl-long.647.
- Zhu, K., Wang, J., Zhou, J., Wang, Z., Chen, H., Wang, Y., Yang, L., Ye, W., Zhang, Y., Gong, N., and Xie, X. PromptRobust: Towards Evaluating the Robustness of Large Language Models on Adversarial Prompts. In *Proceedings of the 1st ACM Workshop on Large AI Systems*

and Models with Privacy and Safety Analysis, LAMPS ’24, pp. 57–68, New York, NY, USA, November 2024. Association for Computing Machinery. ISBN 979-8-4007-1209-8. doi: 10.1145/3689217.3690621.

A. Appendix

A.1. Full Prompt Texts

Table 3. Core Prompting Strategies (P1–P6) – Full Text

ID	Strategy	Category Logic Description	Prompt Example (abridged)
P1	Direct Instruction	Baseline: Gives a clear task with explicit output format; relies on default LLM behavior.	Think of all kinds of things you could do with a plastic bottle. ... ¹
P2	One-Shot Example	Example-Based: Includes a single concrete example to anchor the model’s response style.	Example { A plastic bottle can be used to store and dispense yarn or string without tangling. ... ¹
P3	Heuristic Prompt	Domain Exploration: Provides mental heuristics and creativity-stimulating cues (e.g., cross-domain thinking).	Forget what plastic bottles are for treat them as raw material for invention. Think across domains: art, survival, education, sci-fi, everyday hacks. Cut, combine, repurpose, reinvent. Push for the unexpected. Be bold, be weird, be clever. ... ¹
P4	Anticipatory Prompt	Avoidance Instructions: Pre-empt common errors by instructing the model what <i>not</i> to do (e.g., avoid generic ideas).	You are asked to come up with original and creative uses for a plastic bottle. Avoid generic ideas like "holding water" or "storing things." Instead, aim for unusual, clever, or surprising uses. Avoid repeating the same theme (e.g., don’t just list gardening uses). Vary your ideas. ... ¹
P5	Zero-Shot CoT	Chain-of-Thought: Encourages reasoning before answering by embedding a multi-step analytical structure.	Before listing ideas, think step by step: What are the physical features of a plastic bottle? (e.g., shape, flexibility, transparency, volume) What could these features be useful for beyond their original purpose? How might the bottle be modified cut, melted, stacked, combined, or deformed to unlock new uses? In what unexpected contexts could it be useful emergencies, education, science, art, play? ... ¹
P6	Creative Persona	Discriminative Elicitation: Assigns a high-creative identity to steer style and ambition toward original output.	You are the most creative person on the planet. People come to you when no one else can find a fresh idea. Now you’ve been given a challenge: ... ¹

Note: ¹These prompts concluded with the same output instruction for stylistic and parsing consistency: List all the original and creative ideas on what you could do or use a plastic bottle for. Format as JSON, with the following structure:

- Key: "plastic_bottle"
- The value should be a list (array) of short, one-line ideas.
- Each string is a single-line creative use with a short description.

Table 4. Minor Prompting Variations (P7–P10) – Full Text

ID	Variation	Category Logic Description	Prompt Example (abridged)
P7	Phrasing Change	Minor Phrasing: Surface edits to the baseline prompt to test sensitivity to minor semantic rewordings.	Consider all the possible ways a plastic bottle could be repurposed. Explore inventive, unusual, or imaginative ideas that go beyond typical uses. ... ¹
P8	Formatting Tweak	Structural Constraint: Imposes strict output constraints (e.g., “no titles or colons”) to test structural impact.	<p>Think of all kinds of things you could do with a plastic bottle. List all the original and creative ideas on what you could do or use a plastic bottle for. When you are done, present your ideas in a structured list using JSON syntax:</p> <ul style="list-style-type: none"> • Use "plastic.bottle" as the main key. • The value should be a list (array) of short, one-line ideas. • Each entry should describe a creative use in a single sentence no titles or colons.
P9	Information Order	Information order: Reorders elements but keep the same information.	List all the original and creative ideas you can think of for how a plastic bottle could be used. Focus on inventive, surprising, or resourceful purposes. ... ¹ ... Think broadly and imaginatively about all the things one could do with a plastic bottle.
P10	Random Errors	Typo-robustness: Injects typographical and syntactic noise to assess model error-tolerance.	<p>Thnik of ; all kindss of thing,s you could do : with a plastic bottle. List all the orginal ,, and creativ ideas on what you could do or use a plastic bottel for. Frormat as JSON ;</p> <ul style="list-style-type: none"> • Key :: "plastic_bottle" • Value ,: array of stringz • Each string is a single--line ; creative use with a shrt descriptshun.

Note: ¹Same as Table 3.

A.2. Originality and Fluency Distributions

Table 5. Originality Scores by LLM and Prompt: Mean (SD)

Model	P1 (Baseline)	P2 (Example)	P3 (Heuristic)	P4 (Anticipatory)	P5 (CoT)	P6 (Persona)	P7 (Phrasing)	P8 (Formatting)	P9 (Order)	P10 (Errors)	Mean
1 Claude Sonnet 4.5	3.50 (0.06)	3.49 (0.06)	4.01 (0.11)	3.91 (0.12)	3.57 (0.05)	4.26 (0.11)	3.71 (0.08)	3.48 (0.07)	3.61 (0.07)	3.51 (0.06)	3.70 (0.27)
2 DeepSeek Reasoner V3.2	3.38 (0.09)	3.40 (0.09)	3.88 (0.14)	3.62 (0.12)	3.44 (0.08)	3.73 (0.19)	3.53 (0.11)	3.42 (0.12)	3.55 (0.10)	3.35 (0.09)	3.53 (0.20)
3 Gemini 3 Pro	4.03 (0.10)	3.95 (0.12)	4.24 (0.07)	4.09 (0.10)	3.98 (0.10)	4.34 (0.08)	4.14 (0.09)	3.82 (0.13)	3.99 (0.09)	4.00 (0.12)	4.06 (0.17)
4 Gemma 3 27B	3.30 (0.04)	3.19 (0.03)	3.66 (0.06)	3.49 (0.05)	3.22 (0.05)	3.84 (0.07)	3.47 (0.04)	3.37 (0.05)	3.37 (0.03)	3.31 (0.06)	3.42 (0.20)
5 GPT 5.1	3.62 (0.06)	3.66 (0.06)	4.06 (0.08)	4.11 (0.09)	3.54 (0.07)	4.25 (0.09)	3.80 (0.08)	3.57 (0.07)	3.71 (0.06)	3.58 (0.07)	3.81 (0.26)
6 GPT 5.2	3.50 (0.03)	3.48 (0.04)	3.79 (0.05)	3.88 (0.05)	3.42 (0.04)	3.78 (0.08)	3.66 (0.04)	3.65 (0.03)	3.60 (0.03)	3.50 (0.04)	3.63 (0.15)
7 GPT OSS 120B	3.42 (0.07)	3.42 (0.07)	3.75 (0.10)	3.97 (0.10)	3.39 (0.09)	3.83 (0.11)	3.56 (0.07)	3.48 (0.07)	3.55 (0.07)	3.46 (0.09)	3.58 (0.21)
8 Grok 4.1	3.52 (0.09)	3.56 (0.07)	4.11 (0.14)	3.97 (0.09)	3.30 (0.09)	4.39 (0.15)	3.58 (0.10)	3.65 (0.06)	3.64 (0.09)	3.49 (0.07)	3.72 (0.33)
9 Llama 3.3 70B	3.39 (0.07)	3.34 (0.06)	3.65 (0.10)	3.56 (0.09)	3.38 (0.06)	3.51 (0.14)	3.47 (0.07)	3.40 (0.07)	3.44 (0.07)	3.35 (0.07)	3.45 (0.13)
10 Mistral Nemo	3.33 (0.10)	3.42 (0.14)	3.61 (0.10)	3.57 (0.11)	3.35 (0.15)	3.50 (0.13)	3.41 (0.11)	3.31 (0.11)	3.49 (0.10)	3.38 (0.15)	3.44 (0.15)
11 Qwen 3 235B	3.39 (0.11)	3.40 (0.11)	3.82 (0.13)	3.73 (0.10)	3.43 (0.11)	3.50 (0.08)	3.55 (0.10)	3.45 (0.06)	3.53 (0.09)	3.39 (0.16)	3.52 (0.18)
12 Qwen 3 235B Thinking	3.48 (0.10)	3.47 (0.11)	4.03 (0.17)	3.81 (0.13)	3.53 (0.12)	3.72 (0.17)	3.68 (0.12)	3.52 (0.11)	3.64 (0.13)	3.50 (0.10)	3.64 (0.21)
Prompt Mean	3.49 (0.20)	3.48 (0.20)	3.88 (0.22)	3.81 (0.22)	3.46 (0.20)	3.89 (0.34)	3.63 (0.21)	3.51 (0.16)	3.59 (0.17)	3.48 (0.20)	

Table 6. Fluency Scores by LLM and Prompt: Mean (SD)

Model	P1 (Baseline)	P2 (Example)	P3 (Heuristic)	P4 (Anticipatory)	P5 (CoT)	P6 (Persona)	P7 (Phrasing)	P8 (Formatting)	P9 (Order)	P10 (Errors)	Mean
1 Claude Sonnet 4.5	44.90 (7.12)	39.35 (9.66)	59.41 (17.27)	18.56 (3.06)	76.25 (19.90)	14.98 (1.85)	51.57 (6.74)	51.72 (16.00)	45.44 (8.32)	34.83 (9.59)	43.70 (20.73)
2 DeepSeek Reasoner V3.2	21.95 (5.12)	19.04 (4.90)	22.24 (7.92)	14.02 (4.52)	33.36 (11.33)	13.70 (3.99)	24.60 (8.32)	25.90 (6.98)	22.60 (5.98)	20.20 (3.69)	21.76 (8.58)
3 Gemini 3 Pro	13.34 (2.59)	10.72 (1.31)	15.64 (2.56)	10.16 (0.80)	15.28 (2.35)	9.93 (0.58)	15.13 (2.50)	18.05 (2.75)	17.33 (2.67)	11.49 (2.08)	13.70 (3.57)
4 Gemma 3 27B	31.20 (5.44)	21.76 (2.42)	47.79 (5.06)	24.60 (1.72)	36.95 (3.34)	22.37 (2.64)	36.61 (3.92)	33.43 (6.02)	27.99 (1.76)	31.63 (7.19)	31.43 (8.66)
5 GPT 5.1	216.01 (131.65)	183.24 (154.65)	131.36 (52.38)	60.90 (34.68)	248.27 (187.79)	54.57 (29.16)	192.22 (125.48)	126.03 (59.90)	167.89 (82.12)	149.43 (92.40)	152.99 (122.48)
6 GPT 5.2	176.58 (29.72)	168.64 (33.23)	211.19 (43.06)	64.65 (10.29)	139.86 (24.55)	42.34 (8.59)	230.23 (51.61)	142.99 (26.02)	219.32 (36.01)	179.45 (29.38)	157.53 (67.41)
7 GPT OSS 120B	37.02 (4.33)	31.19 (4.38)	35.75 (3.64)	19.72 (2.17)	37.61 (5.41)	14.70 (2.86)	37.66 (3.28)	32.28 (5.20)	35.74 (4.01)	25.35 (4.62)	30.70 (8.73)
8 Grok 4.1	21.94 (3.19)	24.93 (3.89)	25.60 (5.22)	14.80 (1.89)	29.89 (4.85)	10.15 (0.86)	29.48 (6.12)	21.97 (3.46)	26.48 (5.12)	23.19 (3.46)	22.84 (7.16)
9 Llama 3.3 70B	19.24 (1.41)	17.65 (1.51)	27.94 (3.85)	18.01 (1.66)	21.02 (2.12)	14.37 (1.50)	22.56 (2.08)	19.10 (1.05)	21.59 (2.64)	25.08 (2.66)	20.66 (4.30)
10 Mistral Nemo	11.17 (1.51)	9.29 (1.13)	13.67 (2.27)	10.13 (0.94)	12.07 (2.19)	9.48 (0.95)	12.16 (1.88)	12.86 (2.72)	11.84 (1.92)	9.86 (1.01)	11.25 (2.26)
11 Qwen 3 235B	66.46 (63.15)	39.63 (43.88)	48.46 (45.51)	18.89 (2.98)	51.29 (41.39)	18.69 (6.87)	67.32 (101.08)	35.38 (36.41)	23.39 (12.06)	114.40 (103.40)	48.30 (62.75)
12 Qwen 3 235B Thinking	30.93 (26.45)	28.42 (42.43)	25.17 (15.86)	17.30 (4.01)	31.99 (38.61)	20.51 (6.86)	30.87 (32.43)	35.03 (29.03)	39.06 (136.91)	41.40 (68.55)	30.05 (54.77)
Prompt Mean	57.55 (77.66)	49.50 (75.39)	55.44 (61.21)	24.31 (20.63)	61.32 (87.09)	20.49 (16.29)	62.52 (84.58)	46.26 (47.28)	55.02 (79.34)	55.58 (71.78)	

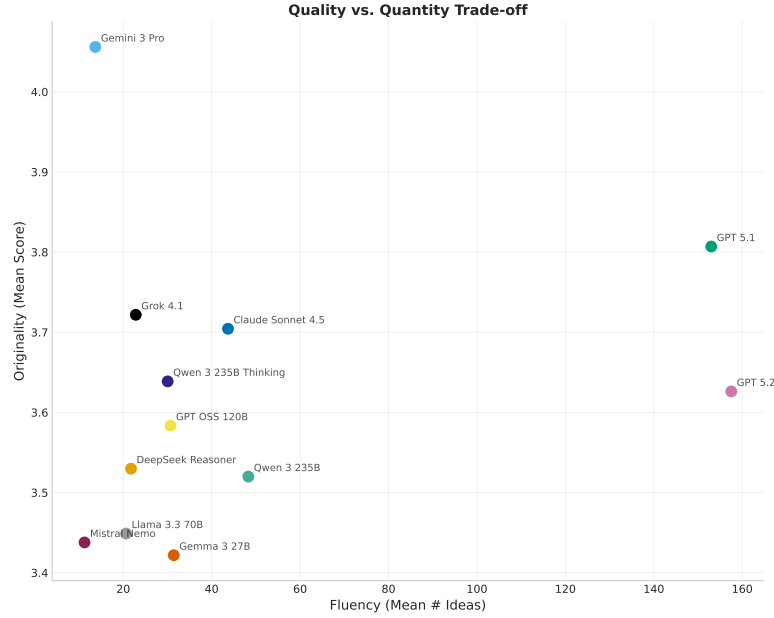


Figure 4. Quality vs. Quantity Trade-off. Models cluster into “Reasoning-Oriented” (top-left: high originality, low fluency) and “High-Fluency” (middle-right: high volume, moderate quality) architectures.

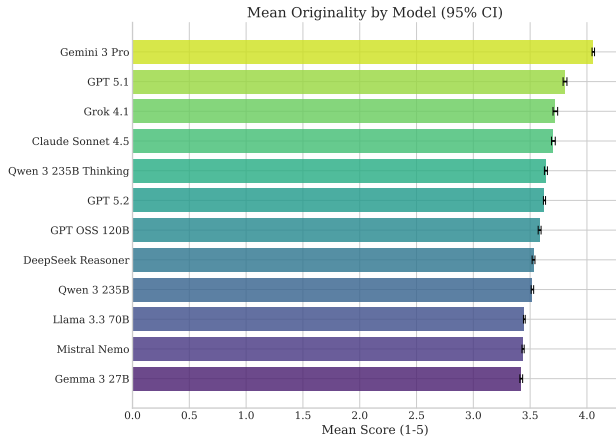


Figure 5. Mean Originality by Model (95% CI).

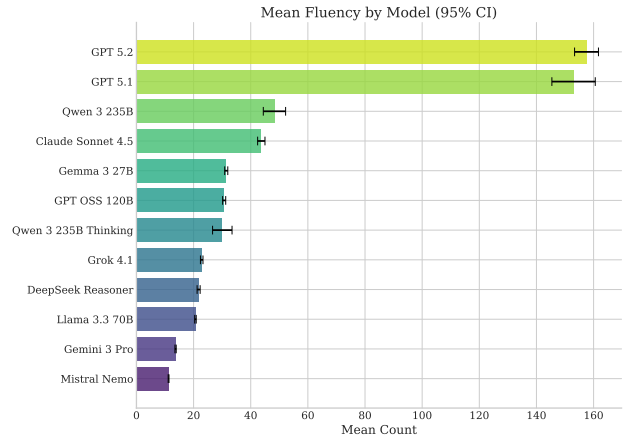


Figure 6. Mean Fluency by Model (95% CI).

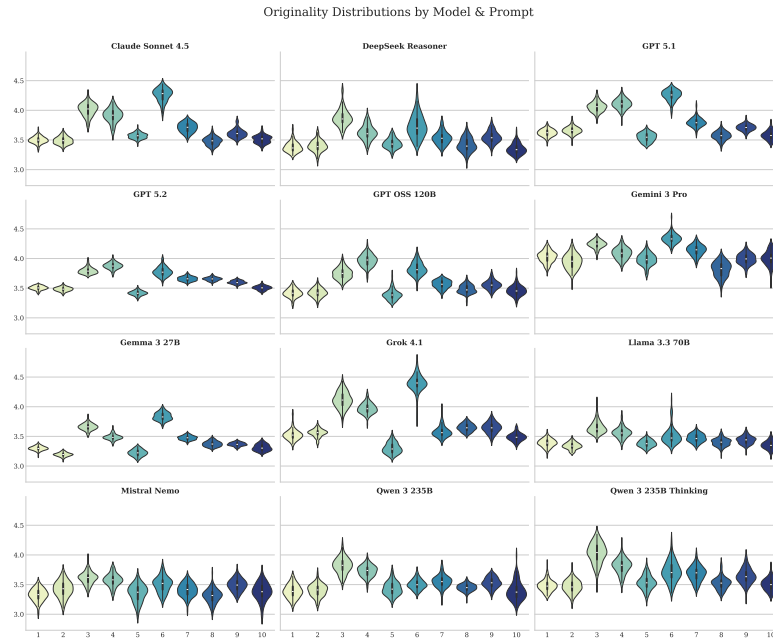


Figure 7. Violinplots displaying originality scores as a function of prompt separately for each model. **Prompt Key:** **P1:** Direct Baseline (Think of uses...). **P2:** One-Shot Example (Example: Use for yarn storage...). **P3:** Heuristic/Domain (Think across domains: art, survival...). **P4:** Anticipatory (Avoid generic ideas...). **P5:** Chain-of-Thought (Think step-by-step...). **P6:** Creative Persona (You are the most creative person...). **P7:** Phrasing Variation (Synonymous rewording). **P8:** Format Constraint (No titles or colons...). **P9:** Info Order (Emphasize inventive...). **P10:** Typo Robustness (Injected noise).

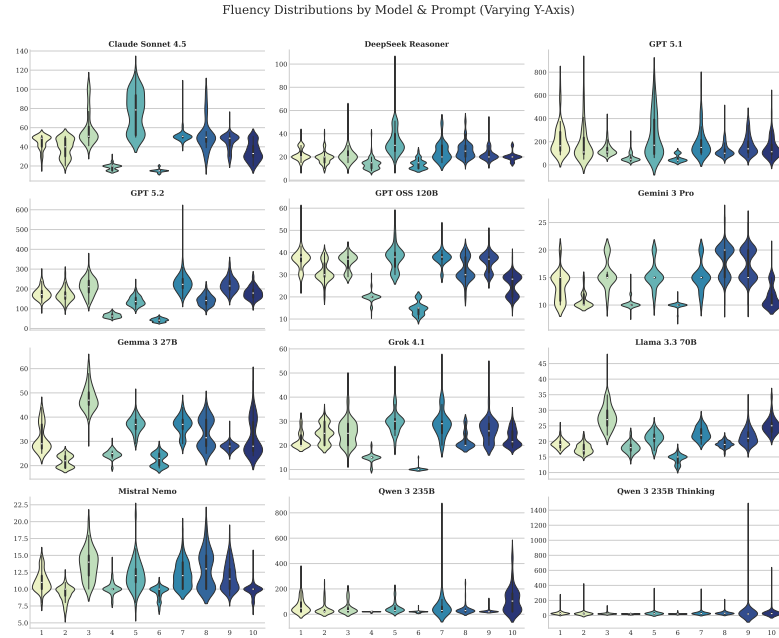


Figure 8. Violinplots displaying fluency (number of ideas) as a function of prompt separately for each model (varying y-axis range to show distribution detail). **Prompt Key:** **P1:** Direct Baseline (Think of uses...). **P2:** One-Shot Example (Example: Use for yarn storage...). **P3:** Heuristic/Domain (Think across domains: art, survival...). **P4:** Anticipatory (Avoid generic ideas...). **P5:** Chain-of-Thought (Think step-by-step...). **P6:** Creative Persona (You are the most creative person...). **P7:** Phrasing Variation (Synonymous rewording). **P8:** Format Constraint (No titles or colons...). **P9:** Info Order (Emphasize inventive...). **P10:** Typo Robustness (Injected noise).

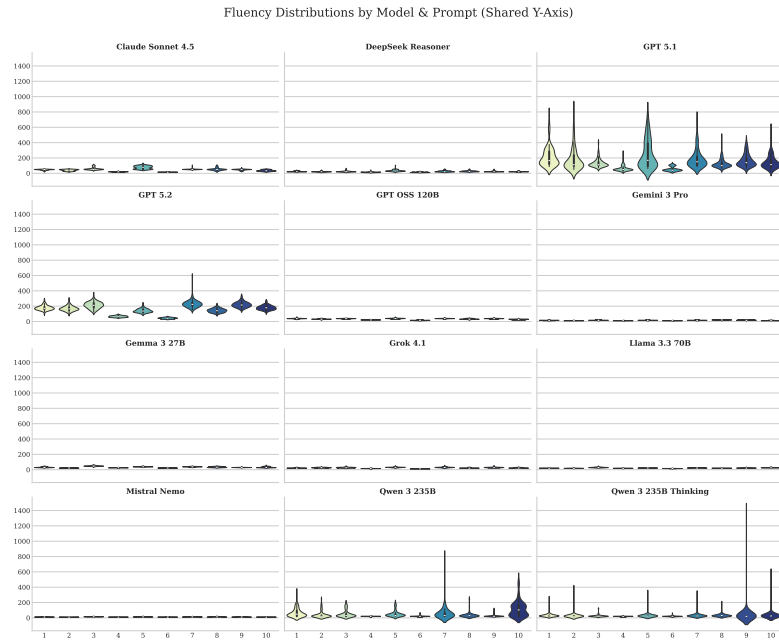


Figure 9. Violinplots displaying fluency (number of ideas) as a function of prompt separately for each model (shared y-axis to compare scales across models). **Prompt Key:** **P1:** Direct Baseline (Think of uses...). **P2:** One-Shot Example (Example: Use for yarn storage...). **P3:** Heuristic/Domain (Think across domains: art, survival...). **P4:** Anticipatory (Avoid generic ideas...). **P5:** Chain-of-Thought (Think step-by-step...). **P6:** Creative Persona (You are the most creative person...). **P7:** Phrasing Variation (Synonymous rewording). **P8:** Format Constraint (No titles or colons...). **P9:** Info Order (Emphasize inventive...). **P10:** Typo Robustness (Injected noise).

A.3. Specific Prompt Analyses

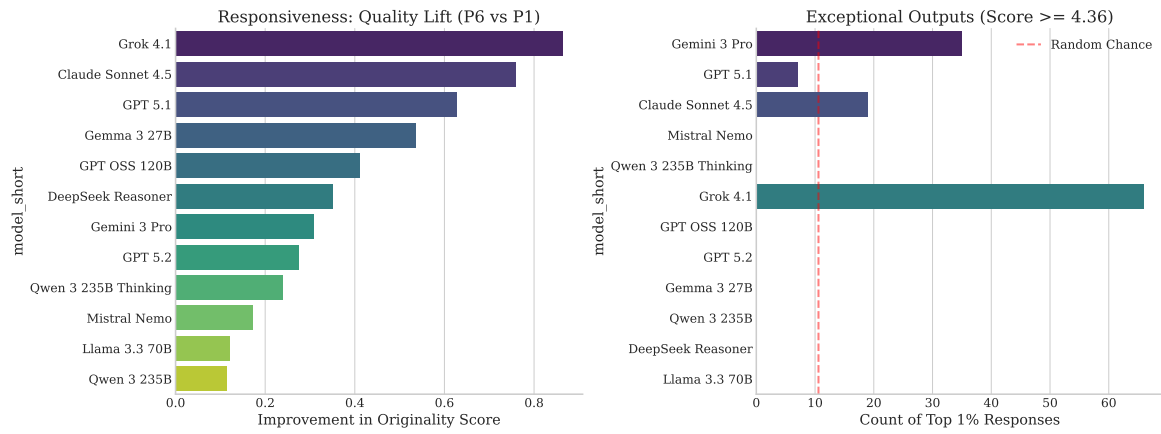


Figure 10. Distribution of Exceptional Responses (Top 1% Originality) and Performance on Prompt 6. Grok 4.1 produces a disproportionate number of "outlier" high-quality ideas, particularly on the Persona prompt (P6).

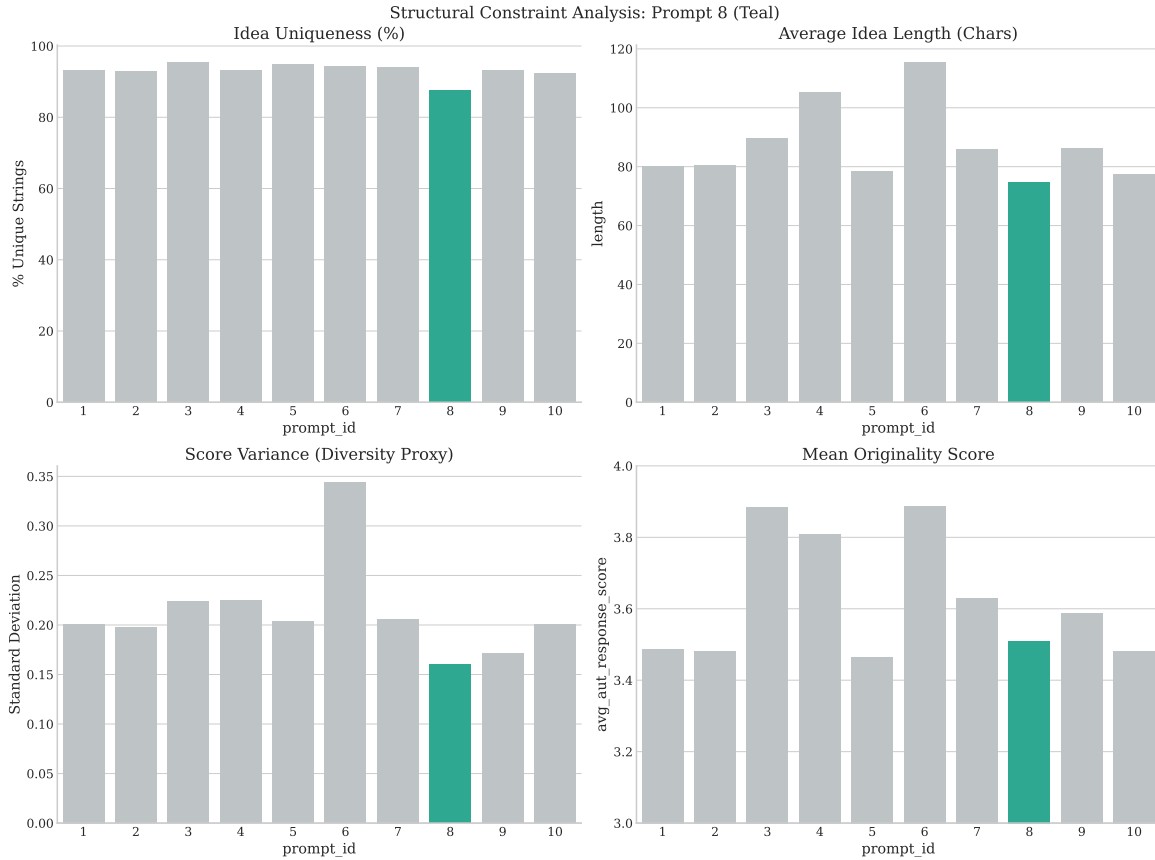


Figure 11. The "Structural Constraint" Effect. Prompt 8 (highlighted in teal) shows significantly lower semantic diversity and uniqueness compared to all other prompts due to its restrictive formatting instructions. **Prompt Key:** **P1:** Direct Baseline (Think of uses...). **P2:** One-Shot Example (Example: Use for yarn storage...). **P3:** Heuristic/Domain (Think across domains: art, survival...). **P4:** Anticipatory (Avoid generic ideas...). **P5:** Chain-of-Thought (Think step-by-step...). **P6:** Creative Persona (You are the most creative person...). **P7:** Phrasing Variation (Synonymous rewording). **P8:** Format Constraint (No titles or colons...). **P9:** Info Order (Emphasize inventive...). **P10:** Typo Robustness (Injected noise).