

Zenith: Scaling up Ranking Models for Billion-scale Livestreaming Recommendation

Ruifeng Zhang^{*†}
rzhang38@ncsu.edu
NC State University
Raleigh, North Carolina, USA

Zexi Huang^{*‡}
zexi.huang@tiktok.com
TikTok
San Jose, California, USA

Zikai Wang^{*}
wangzikai.kevin@bytedance.com
ByteDance
San Jose, California, USA

Ke Sun
ke.sun1@bytedance.com
ByteDance
San Jose, California, USA

Bohang Zheng
zhengbohang@bytedance.com
ByteDance
San Jose, California, USA

Zhen Ouyang
ouyangzhen@bytedance.com
ByteDance
San Jose, California, USA

Huimin Xie
xiehuimin.weyman@bytedance.com
ByteDance
San Jose, California, USA

Phil Shen
phi.shen@bytedance.com
ByteDance
San Jose, California, USA

Junlin Zhang
zhangjunlin.neicul@bytedance.com
ByteDance
San Jose, California, USA

Wentao Guo
wentao.guo@bytedance.com
ByteDance
San Jose, California, USA

Qinglei Wang
wangqinglei@bytedance.com
ByteDance
Singapore

Abstract

Accurately capturing feature interactions is essential in recommender systems, and recent trends show that scaling up model capacity could be a key driver for next-level predictive performance. While prior work has explored various model architectures to capture multi-granularity feature interactions, relatively little attention has been paid to efficient feature handling and scaling model capacity without incurring excessive inference latency. In this paper, we address this by presenting Zenith, a scalable and efficient ranking architecture that learns complex feature interactions with minimal runtime overhead. Zenith is designed to handle a few high-dimensional Prime Tokens with Token Fusion and Token Boost modules, which exhibits superior scaling laws compared to other state-of-the-art ranking methods, thanks to its improved token heterogeneity. Its real-world effectiveness is demonstrated by deploying the architecture to TikTok Live, a leading online livestreaming platform that attracts billions of users globally. Our A/B test shows that Zenith achieves +1.05%/-1.10% in online CTR

AUC and Logloss, and realizes +9.93% gains in Quality Watch Session / User and +8.11% in Quality Watch Duration / User.

CCS Concepts

• **Information systems** → **Recommender systems; Learning to rank**; Multimedia streaming; • **Computing methodologies** → *Neural networks*.

Keywords

Ranking, Scaling Laws, Feature Interaction, Recommender Systems

ACM Reference Format:

Ruifeng Zhang, Zexi Huang, Zikai Wang, Ke Sun, Bohang Zheng, Zhen Ouyang, Huimin Xie, Phil Shen, Junlin Zhang, Wentao Guo, and Qinglei Wang. 2018. Zenith: Scaling up Ranking Models for Billion-scale Livestreaming Recommendation. In *Proceedings of Make sure to enter the correct conference title from your rights confirmation email (Conference acronym 'XX)*. ACM, New York, NY, USA, 9 pages. <https://doi.org/XXXXXXX.XXXXXXX>

1 Introduction

Recommender systems play a vital role in modern online platforms, helping users discover relevant content, products, or services. Feature interaction has been recognized as a key mechanism in recommendation models. In recent years, deep learning has emerged as a powerful paradigm for modeling such interactions [19, 23–26]. By learning hierarchical, non-linear representations of users, items, and other context information, deep neural networks can capture complex feature interactions and high-order correlations.

With the availability of increasingly large-scale user behavior datasets and the demonstrated effectiveness of scaling laws in large language models [10], recent research has also focused on scaling recommendation models. Some efforts target the expansion of

^{*}Equal contributions.

[†]Work done during internship at TikTok.

[‡]Corresponding author.

Permission to make digital or hard copies of all or part of this work for personal or classroom use is granted without fee provided that copies are not made or distributed for profit or commercial advantage and that copies bear this notice and the full citation on the first page. Copyrights for components of this work owned by others than the author(s) must be honored. Abstracting with credit is permitted. To copy otherwise, or republish, to post on servers or to redistribute to lists, requires prior specific permission and/or a fee. Request permissions from [permissions@acm.org](https://permissions.acm.org).
Conference acronym 'XX, Woodstock, NY

© 2018 Copyright held by the owner/author(s). Publication rights licensed to ACM.
ACM ISBN 978-1-4503-XXXX-X/2018/06
<https://doi.org/XXXXXXX.XXXXXXX>

sparse feature embeddings [15, 18], while others concentrate on enhancing dense model components or sequence modeling layers above the embedding [1, 26].

Despite these advancements, deep learning-based recommendation systems still face critical challenges as model size increases. Firstly, many neural architectures, such as transformers, are originally designed for tasks like natural language processing. While efficient in their native domains, they are not directly optimized for the unique characteristics of the recommendation setting—particularly the increasingly large and diverse sparse feature embeddings that require careful token-level handling. Hiformer [6] has shown that the vanilla attention mechanism is not expressive enough for ranking models, but more work is needed to gain further insight. Secondly, most existing work does not provide flexible designs for scaling up. Instead, they can only scale up the number of layers or the hidden units inside [24–26]. This brute-force scaling method usually leads to diminishing returns and complicates deployment across different feature sets and frameworks. Thirdly, real-world large-scale online recommender systems need to handle millions of requests simultaneously while maintaining latency at millisecond levels, making it difficult to retain the benefits of complex architectures without incurring prohibitive computational costs for traditional models.

To address these challenges, we propose **Zenith** (Optimized Efficient Neural Interaction with Tokenwise Handling), a novel ranking model architecture that enriches model expressiveness without compromising online performance. The key rationale behind Zenith is to treat a few, high-dimensional feature tokens as fundamental processing units. Specifically, our starting embedding layer projects the input sparse features into separate embeddings and combines feature embeddings within the same category (e.g., user demographic features, user past interaction sequences) into higher-dimensional **Prime Tokens** with a significantly reduced token count, compared to the number of raw features. To handle these Prime Tokens, we design two dedicated components: **Token Fusion** and **Token Boost** modules. The Token Fusion module mirrors a cross network by modeling pairwise interactions across the input tokens, while the Token Boost module processes each token independently, preserving and refining its individual semantics. As we shall demonstrate in this paper, the independent handling of each Prime Token is crucial in maintaining token heterogeneity across interaction layers for better scaling up potential, while significantly reducing the computational overhead. The superiority of Zenith to other state-of-the-art ranking architectures at various model scales is demonstrated via offline and online evaluations through our TikTok Live recommendation platform, which serves billions of users globally.

To summarize, the main contributions of this paper are:

- We propose Zenith, a novel ranking model architecture that features **Prime Token** design and tokenwise handling. We provide insights on the importance of token heterogeneity in scaling up ranking models and showcase how our design meticulously strengthens this important property.
- We introduce two effective designs for **Token Fusion** and **Token Boost** modules in Zenith respectively. Specifically, we propose Retokenized Self-Attention (RSA) and Tokenwise Multi-Head Self-Attention (TMHSA) for Token Fusion

and Tokenwise SwiGLU (TSwiGLU) and Tokenwise Sparse Mixture of Experts (TSMoE) for Token Boost. These designs exhibit superior scaling laws with respect to both model parameters and compute compared to state-of-the-art ranking architectures.

- We present offline evaluations and online A/B test results based on billions of real-world user interaction data from the TikTok Live recommendation platform. Compared to the baseline, the proposed new architecture achieves +1.05%/-1.10% in offline AUC/logloss and +9.93% in Quality Watch Session / User and +8.11% in Quality Watch Duration / User in online A/B tests, fully demonstrating its strong practical effectiveness in industrial production setting.

2 Related Work

Feature Interaction in Recommender Systems. Recommender systems often rely on rich, multi-domain feature inputs, and modeling interactions among these features is critical for accurate prediction. In early-stage systems, hand-crafted cross features were commonly used to explicitly capture such interactions [8]. Factorization Machines (FM) [20] emerged as a classical approach for modeling pairwise feature interactions, though they lack the capacity to model higher-order relationships. With the advent of Deep Neural Networks (DNNs), researchers observed that DNNs could implicitly model high-order feature interactions. This inspired hybrid approaches that combine both explicit and implicit modeling. Deep&Wide [2] combines a linear component with DNNs, while DeepFM [7] and DLRM [19] integrate FM into deep architectures. Models like xDeepFM [14] and DCN [23, 24] introduce enhanced cross-networks that capture higher-order explicit interactions.

Attention-based Feature Interaction Architectures. With the success of attention mechanisms across multiple domains, attention-based models have gained traction for feature interaction modeling. AutoInt [22] employs multi-head self-attention layers, while models such as InterHAt [13] and ACN [12] extend this design with task-specific enhancements. By transforming input features into unified tokens, attention layers can be applied effectively [6, 25, 26]. However, attention mechanisms were originally designed for natural language, where tokens are relatively independent and semantically clear. In contrast, feature tokens in recommendation systems are often context-dependent and semantically entangled. Hiformer [6] addresses this gap by introducing a heterogeneous attention layer. Yet, several open problems remain, such as mitigating token homogeneity in deeper layers and enabling explicit information exchange between tokens.

Scaling Laws in Ranking Models. Findings from large language models (LLMs) suggest that increasing model scale significantly improves performance [10]. This trend has also been observed in large-scale ranking models. Wukong [26] empirically verifies that scaling laws apply to recommendation models as well. While expanding embedding sizes and increasing hidden layer dimensions are direct scaling approaches, works like DLRM [19] and DHEN [25] demonstrate that stacking diverse architectural modules can also yield performance gains under computational constraints. The Mixture-of-Experts (MoE) framework [17], originally

proposed for multi-task learning, has proven effective across various domains [4, 11, 16, 21, 27]. MoE models increase capacity by introducing multiple expert subnetworks, among which only a subset is activated during inference. This sparse activation strategy, known as Sparse MoE [3, 4], allows efficient training and inference while scaling models to billions of parameters, making it a promising technique for scaling large ranking models that require strict inference latency. Despite these advancements, there remains a lack of systematic analysis on the effectiveness of different scaling strategies, particularly in combining modular stacking and MoE architectures. While Wukong [26] explores the impact of model depth and hidden dimension size under fixed FLOPs or parameter budgets, it focuses primarily on straightforward scaling methods—such as increasing layer count or width—and does not consider more advanced compositions like different token interaction strategies and sparse activations based on MoE.

3 Method

3.1 Design Overview

As shown in Figure 1, our proposed ranking model architecture, **Zenith** (Optimized Efficient Neural Interaction with Tokenwise Handling), consists of a tokenization layer followed by stacked neural network layers. The tokenization layer processes both sparse categorical and dense features, projecting them into a compact set of high-dimensional representations, which we refer to as **Prime Tokens**. Each neural network layer then processes these Prime Tokens, and comprises two core components: the **Token Fusion (TF)** module and the **Token Boost (TB)** module.

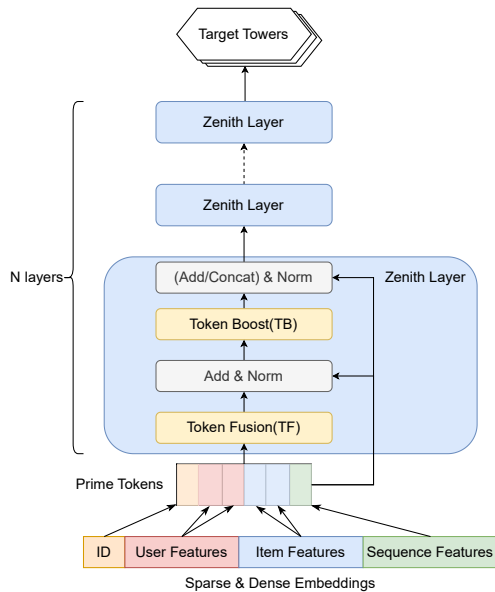


Figure 1: High-level structure of the proposed Zenith architecture. Zenith employs a stack of layers, and each layer has a Token Fusion module and a Token Boost module. Detailed instantiations of these modules are shown in Figure 2.

The Token Fusion module captures feature interactions and serves a role analogous to traditional feature crossing. However, unlike explicit methods such as Factorization Machines (FM) or Cross Networks, the Token Fusion network is tailored to handling Prime Tokens. It performs both explicit inter-token crossing and implicit intra-token feature fusion, enabling the model to selectively focus on the most relevant interactions during training.

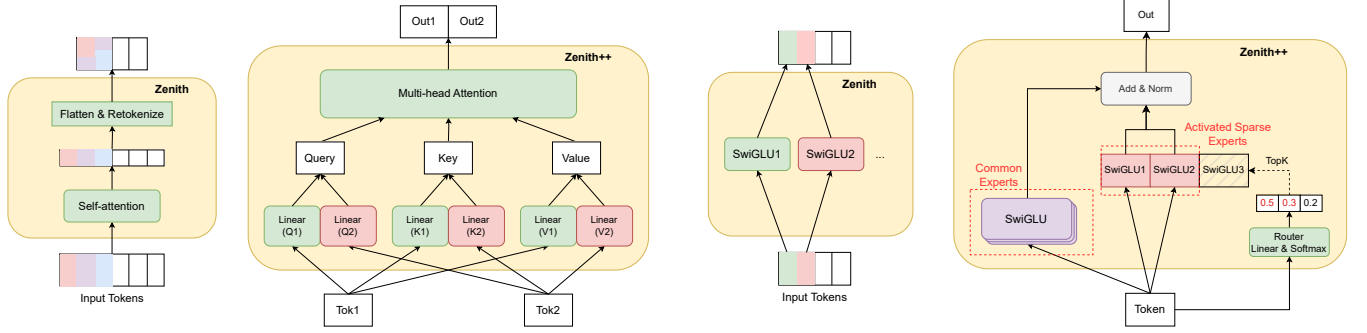
Next, the Token Boost module applies tokenwise transformations to enhance token heterogeneity and improve overall model expressiveness. As detailed in Section 4.3, maintaining token heterogeneity is critical when scaling up model depth. While conventional fully connected feed-forward networks tend to homogenize token representations as layers deepen, our proposed Token Fusion module mitigates this by encouraging each token to specialize in distinct information, thereby preserving heterogeneity across layers.

In the following subsections, we will first introduce the prime tokenization of features, followed by Token Fusion and Token Boost modules. Those module components can be instantiated with various architectural choices, and we will introduce two effective designs for each component, collectively formulating **Zenith** and **Zenith++** versions of our architecture. While Zenith++ offers superior scalability and performance at larger model sizes, Zenith is simpler to implement and demands less hyperparameter tuning while also outperforming existing baselines. We will also discuss additional training and inference optimizations used in practice.

3.2 Prime Tokenization of Features

Prior work [25, 26] has demonstrated the effectiveness of feature tokenization. For our livestreaming recommendation setting, we found that a smaller number of higher-dimensional *Prime Tokens* work better than using one or more tokens for each input feature. Consequently, after standard feature bucketization and embedding lookups, feature embeddings are mapped into a global token space using multi-layer perceptrons (MLPs). Features of similar semantics (e.g., user demographic features) are concatenated first and then mapped to a single prime token. Only important features, like user ID and sequence features, are mapped to separate tokens. As a result, K input features would be mapped T tokens, where $T \ll K$. Unlike traditional methods which rely on explicit feature interactions, the Token Fusion module automatically learns to filter and aggregate relevant token interactions during training. As a result, this approach significantly reduces resource consumption compared to traditional models, which often compute explicit interactions for all feature pairs. Moreover, this enables us to use more complex tokenwise methods to boost understanding for each Prime Token. Our detailed tokenization strategies are as follows:

- (1) **ID features are assigned separate tokens.** Embeddings of ID-type features (e.g., user ID, item ID) are critical for most interaction pairs and thus deserve explicit token representation.
- (2) **Tokens should preserve complete feature embeddings.** A single feature embedding should not be divided across multiple tokens. Preserving the integrity of feature embeddings is essential for effective token fusion.



(a) Designs of the Token Fusion module. We use Retokenized Self-attention (RSA) for Zenith, and Tokenwise Multi-head Self-attention (TMHSA) for Zenith++. For Zenith, to compensate for the reduced number of output tokens due to retokenization, we employ an auxiliary MLP to generate additional tokens from input tokens.

(b) Designs of the Token Boost module. We use Tokenwise SwiGLU (TSwiGLU) for Zenith, and Tokenwise Sparse MoE (TSMoE) for Zenith++. For Zenith++, as shown on the right side, we illustrate the processing pipeline for a single token, where 2 out of 3 sparse experts are activated.

Figure 2: Designs of Token Fusion and Token Boost modules for Zenith and Zenith++.

- (3) **Remaining tokens should be grouped together based on semantics with balanced information load.** For non-ID features, we group embeddings such that each token contains a similar number of semantically similar feature embeddings, ensuring balanced information distribution across tokens.

3.3 Token Fusion

The Token Fusion module functions similarly to conventional feature interaction mechanisms, with the key difference that each Prime Token in our design may aggregate information from multiple features. Figure 2a illustrates the Token Fusion design used in Zenith, as well as the enhanced version adopted in Zenith++.

Retokenized Self-Attention (RSA). In Zenith, we employ a Retokenized Self-Attention network, which consists of a self-attention module followed by a **retokenization** component to facilitate token interaction (Figure 2a, left). The self-attention mechanism extends the traditional FM structure by introducing a value component and a learnable weight matrix, enabling the model to focus on different parts of the input. Due to our Prime Token design, each token may encode multiple features that require further interaction. To address this, we introduce the retokenization module, where Prime Tokens exchange information, allowing features originally embedded within the same token to be fused with one another for subsequent interactions in the next self-attention layer.

The input Prime Tokens is a matrix $X \in \mathbb{R}^{T \times D}$, where T is the number of tokens and D is the token dimension. We compute the self-attention interaction via:

$$O_1 = XX^T XW_R, \quad W_R \in \mathbb{R}^{D \times k}, \quad O_1 \in \mathbb{R}^{D \times k}$$

We then flatten and retokenize O_1 into $O_{TF} \in \mathbb{R}^{\hat{T} \times d}$ such that $Tk = \hat{T}D$. This retokenization is a computation-free operation that increases each token's contextual richness, and enables the crossing of features within the same Prime Token.

Since O_{TF} outputs \hat{T} tokens, we use a MLP to add original input X to O_{TF} to build the residual network, with the final output X_{TB} :

$$X_{TB} = \text{Norm}(O_{TF} + \text{MLP}(X))$$

Tokenwise Multi-Head Self-Attention (TMHSA). For Zenith++, we upgrade the Fused Self-Attention network to Tokenwise Multi-Head Attention for token fusion. TMHSA significantly enhances model expressiveness by assigning distinct query, key, and value projection matrices to each Prime Token, thereby allowing the model to host substantially more parameters. Unlike traditional attention mechanisms that share projection weights across tokens, tokenwise attention introduces unique projections per token, enabling richer interactions without a substantial increase in computational cost. As TMHSA provides sufficient capacity for Prime Tokens to fully interact and exchange information, we remove the retokenization module in Zenith++.

Specifically, denoting the i -th token as t_i , the output of the multi-head attention layer is computed as:

$$O_{TF} = \text{concat} \left(\left\{ \frac{Q_h K_h^T}{\sqrt{d_k}} V_h \right\}_{h=1}^H \right)$$

where

$$Q_h = \text{concat}(\{t_i q_{(i,h)}\}_{i=1}^n)$$

$$K_h = \text{concat}(\{t_i k_{(i,h)}\}_{i=1}^n)$$

$$V_h = \text{concat}(\{t_i v_{(i,h)}\}_{i=1}^n)$$

Here, H is the number of attention heads, and $d_k = d/H$ is the dimensionality of each head. The projection weights $q_{(i,h)}, k_{(i,h)}, v_{(i,h)} \in \mathbb{R}^{d \times d_k}$ are token- and head-specific. The input of Token Boost X_{TB} after residual is:

$$X_{TB} = \text{Norm}(O_{TF} + X)$$

3.4 Token Boost

The Token Boost module plays a crucial role in enhancing model expressiveness and enhancing token heterogeneity, which, as we will demonstrate later in Section 4.3, is key to efficient scaling up. The Prime Token design enables each token to capture rich

and diverse information, effectively functioning as a collection of specialized experts, akin to those in a Mixture-of-Experts network. To complement it, our Token Boost module design is centered around tokenwise parameterizations, where each token has its own token boost network.

Tokenwise SwiGLU (TSwiGLU). For the Zenith version of Token Boost, we use Tokenwise SwiGLU (Figure 2b left):

$$O_{TB} = \text{SwiGLU}(X_{TB}) = (\text{Swish}(X_{TB}W_1) \otimes X_{TB}W_2)W_3$$

where $\text{Swish}(t) = t \cdot \text{sigmoid}(t)$, $W_1, W_2 \in \mathbb{R}^{D \times r}$, $W_3 \in \mathbb{R}^{r \times D}$, and \otimes denotes the elementwise (Hadamard) product. This elementwise product increases the order of multiplicative interactions similar to those in the DCN-V2 network [24], which motivates our choice of SwiGLU as the backbone for the feedforward neural network.

Since the X_{TB} of Zenith only consists of \hat{T} tokens, we regenerate the remaining $T - \hat{T}$ tokens via a lightweight MLP applied to X . The final output of Zenith is:

$$O_{Zenith} = \text{Norm}(\text{concat}(O_{TB}, \text{MLP}(X)) + X)$$

Tokenwise Sparse Mixture-of-Experts (TSMoE). To further improve the scaling efficiency of the model, Zenith++ replaces the standard feedforward neural network with a Tokenwise Sparse Mixture-of-Experts, inspired from the standard Sparse Mixture-of-Experts [3, 4]. As illustrated in Figure 2b right, this module comprises two types of experts: *shared* experts, which are always involved in the computation, and *sparse* experts, which are selectively activated based on token-specific routing decisions. This design enables significantly greater model capacity without additional computational overhead.

Let E_c be the number of shared (common) experts, E_s the total number of sparse experts, and E_a the number of sparse experts activated per token. For each token t_i , a gating mechanism determines which experts to activate:

$$\text{Gate}(t_i) = W_0^i t_i$$

where $W_0^i \in \mathbb{R}^{D \times E_s}$ is the routing weight matrix specific to token t_i . The top- E_a elements of $\text{Gate}(t_i)$ determine the activated expert indices.

The output of the MoE-enhanced FFN for token t_i is:

$$\text{TB}(t_i) = \sum_{e_c=1}^{E_c} \text{SwiGLU}^{e_c}(t_i) + \sum_{e_a \in \text{TopK}(\text{Gate}(t_i), E_a)} \text{SwiGLU}^{e_a}(t_i)$$

Here, SwiGLU^{e_c} and SwiGLU^{e_a} denote the e_c -th shared expert and e_a -th activated sparse expert, respectively, each implemented using the TSwiGLU function, which is the same as Zenith. After each token goes through Sparse MoE, we obtain the output of Token Boost as O_{TB} .

Finally, the module output is passed through a residual connection followed by Layer Normalization:

$$O_{Zenith} = \text{Norm}(O_{TB} + X)$$

3.5 Training and Inference Optimizations

Zenith hinges on fused-token representations and token-wise computations. While these tokenwise operations improve modeling flexibility, they also inflate the total number of matrix multiplications, reducing throughput on modern accelerators. Introducing a Sparse-MoE layer adds two further complications: (i) expert-activation imbalance, where a minority of experts receive most traffic, and (ii) the overhead of routing computation solely to the selected experts. We tackle these issues with several complementary strategies, detailed in the following sections.

Efficient Tokenwise Computations. To eliminate the kernel-launch overhead that accrues when each token triggers an independent matrix multiplication, we adopt the *GroupedGEMM* primitive available in NVIDIA’s cuBLAS library [9]. GroupedGEMM packs the N_{tok} token-wise GEMM operations into a *single* batched call, yielding markedly higher GPU occupancy and end-to-end throughput for our tokenwise designs.

Learning-Rate Warm-up. Early in training, the Sparse-MoE router tends to channel most tokens through only one or two experts, depriving the others of gradient signals. We counteract this collapse with an extended learning-rate warm-up (LR warmup): training starts at just 0.1% of the base learning rate and increases linearly to the nominal value over the first one million steps. The resulting low-gradient regime gives the randomly initialized router time to explore diverse routing patterns, after which expert loads become well balanced and every expert receives sufficient training data.

Auxiliary Losses. To further encourage balanced workload among experts, we introduce two auxiliary loss terms. The first is the *load balancing loss* [5], which penalizes the mismatch between the router’s output probabilities and the actual number of tokens routed to each expert:

$$\mathcal{L}_{\text{load}} = \alpha \cdot \frac{1}{BTE_s} \sum_{i=1}^{E_s} \left(\frac{1}{E_a} f_i \right) \bar{\pi}_i$$

where

$$f_i = \frac{1}{TB} \sum_{b=1}^B \sum_{t=1}^T m_{b,t,i}$$

is the fraction of tokens actually routed to expert i , and

$$\bar{\pi}_i = \frac{1}{TB} \sum_{b=1}^B \sum_{t=1}^T \pi_{b,t,i}$$

is the average routing probability assigned to expert i .

To further prevent expert collapse (i.e., one expert dominating the routing decisions), we employed a second term—referred to as the *z-loss* [28]—to discourage the router from producing overly large logits:

$$\mathcal{L}_z = \beta \cdot \frac{1}{BT} \sum_{b=1}^B \sum_{t=1}^T \left[\ln \left(\sum_{i=1}^{E_s} e^{z^{b,t,i}} \right) \right]^2$$

where $z^{b,t,i}$ denotes the router’s pre-softmax output for expert i at position (b, t) .

4 Evaluation

We evaluate the proposed Zenith architecture (with Zenith and Zenith++ implementations) against other popular architectures across different model scales. To demonstrate the practical effectiveness of our method, all models are deployed on the TikTok Live recommendation platform.

4.1 Evaluation Setup

4.1.1 Dataset. We leverage the production dataset from the ranking stage of the TikTok Live recommendation platform for training and evaluation, which contains real-world user-item interaction data in a streaming fashion. The statistics of the dataset is shown in Table 1.

Table 1: Statistics of the dataset.

	# Instances	# Features	# Targets
TikTok Live	168B	4552	98

4.1.2 Metrics. We adopt multiple metrics to comprehensively assess both the computational cost and predictive performance of each model:

- **Model Scale.** We quantify model size and compute overhead with:
 - **#Params:** Total number of parameters in the model, including trainable weights from all layers. The sparse embedding table is shared across models in our experiments and excluded from comparison.
 - **GFLOP:** Total number of floating-point operations (in billions) required for a single inference. This provides a more accurate measure of computational load, especially when not all parameters are actively used.
- **Model Performance:** We report the following standard model performance metrics for our main CTR target:
 - **LogLoss:** The logarithmic loss of the predicted probabilities against the ground truth.
 - **AUC:** Area Under the ROC Curve, measuring the model’s ability to rank positive samples above negatives.
 - **UAUC:** User-Averaged AUC, which averages AUC scores per user to reflect personalized ranking quality.

All results are reported as both raw values and relative improvements over our baseline model in production.

4.1.3 Baselines & Hyperparameters. We chose some widely used DLRMs as well as some recent strong baselines, including DCN-V2 [24], DHEN [25], and Wukong [26]. We tuned the hyperparameters to achieve the scaling we need for the baselines as follows:

- **DCN-V2:** We scaled up the model by increasing the number of layers, as well as using an MLP in the Cross Network instead of a single projection matrix. We applied sequential modeling with a Deep Network after the Cross Network.
- **DHEN:** We used a combination of DCN-V2’s cross network and a multi-head self-attention module. We scaled up the model by increasing the number of DHEN layers and the size of the MLPs attached after each interaction module.

- **Wukong:** We scaled up the model by increasing the number of Wukong layers and increasing the number of hidden units of the MLP in its FM Block.

For Zenith and Zenith++, we employ 32 Prime Tokens grouped from the original feature embeddings, including 3 tokens based on ID features, 13 tokens based on sequence features, and 16 other tokens based on other generalizable features. The dimension of each Prime Token ranges from 256 to 1024, and the number of layers range from 2 to 8, depending on the model scale.

4.1.4 Training. For all models, we use the RMSPropV2 optimizer with a learning rate of 0.01, momentum of 0.99999, and an initialization factor of 0.015625, along with learning rate warm-up.

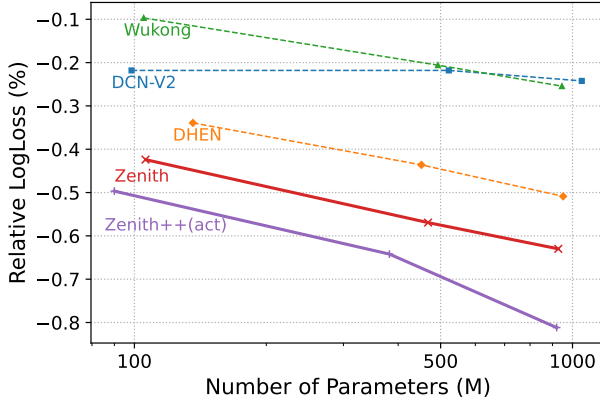
4.2 Offline Results

Figure 3 presents a comparative analysis of relative LogLoss across various model sizes and compute budgets. We report results from two perspectives: (a) performance versus model size, and (b) performance versus inference-time FLOPs. The baseline is a 22.8M-parameter DCN-V2 model. Although DCN exhibits moderate gains when scaled to 100M parameters, further increasing the number of DCN layers or expanding its MLP does not yield additional improvements. In contrast, Wukong scales more effectively than DCN but only outperforms it at scales of 500M parameters or more, and the performance gain remains modest. Wukong employs a large MLP to map interaction results back to tokens, which incurs high parameter costs and leads to inefficient parameter utilization—limiting its advantage to very large scales.

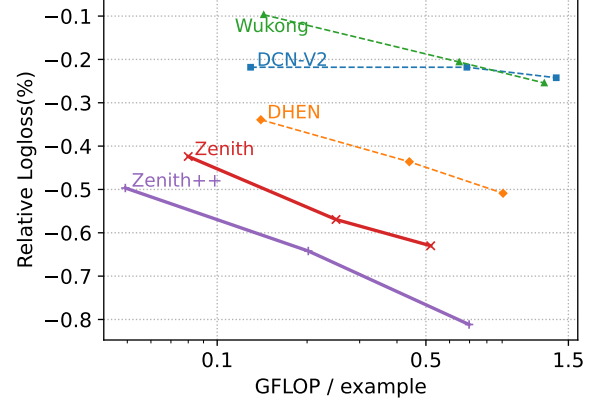
DHEN integrates DCN-v2’s cross network with self-attention, delivering consistently stronger performance than both DCN and Wukong across all scales, with LogLoss improvements of approximately 0.3%–0.5%. DHEN also shows good scalability. However, its benefit remains marginal, and its hybrid architecture increases tuning complexity due to the heterogeneous components involved.

Our proposed Zenith model consistently outperforms all baselines across different scales, achieving 0.42%–0.63% lower LogLoss compared to the DCN baseline. With our efficient design, including the use of Prime Tokens to reduce input token count and re-tokenization for lightweight token fusion, Zenith achieves better performance while minimizing training FLOPs. When compared to the best baseline, DHEN, at equivalent compute levels, Zenith improves LogLoss by 0.15%–0.2%, which represents a significant gain in real-world scenarios. Additionally, Zenith’s simpler and more modular architecture makes operator-level optimizations and tuning easier in production environments.

Zenith++ further enhances model performance by incorporating TMHSA and TSMoE. These components introduce sparsity and per-token computation to maintain expressiveness while reducing computational cost. As a result, Zenith++ surpasses Zenith in performance while keeping overall FLOPs under control. On average, Zenith++ achieves a 0.08% lower LogLoss than Zenith when activating a similar number of parameters. Notably, at scales of 500M parameters or fewer, Zenith++ actually uses fewer FLOPs. Furthermore, these curves indicate that Zenith++ holds even greater potential for further scaling.



(a) Relative LogLoss vs. Model Size.



(b) Relative LogLoss vs. Compute.

Figure 3: Model performance comparison between our proposed architectures and the baselines. Note that in (a), for Zenith++, we also report the effective parameter count per inference—denoted Zenith++(act)—which reflects the reduced active parameters enabled by our Tokenwise Sparse MoE. All LogLoss values are shown against the baseline DCN-V2 model.

Table 2: Model Performance at Different Scales. Values in parentheses indicate relative improvement over the Baseline DCN-V2 model. For Zenith++, since we use Sparse MoE, we report the activated parameter count/total parameter count.

Scale	Architecture	#Params (M)	GFLOP (per example)	AUC	Logloss	UAUC
Baseline	DCN-V2	22.8	0.0302	.81151	.08255	.69627
Small	DCN-V2	98.5	0.129	.81290 (+0.17%)	.08237 (-0.22%)	.69871 (+0.35%)
	DHEN	136	0.140	.81351 (+0.25%)	.08227 (-0.34%)	.69877 (+0.36%)
	Wukong	105	0.143	.81221 (+0.09%)	.08247 (-0.10%)	.69688 (+0.09%)
	Zenith	106	0.0800	.81404 (+0.31%)	.08220 (-0.42%)	.69999 (+0.53%)
	Zenith++	90/150	0.0494	.81438 (+0.35%)	.08214 (-0.50%)	.70036 (+0.59%)
Medium	DCN-V2	522	0.686	.81283 (+0.16%)	.08237 (-0.22%)	.69881 (+0.36%)
	DHEN	452	0.440	.81409 (+0.32%)	.08219 (-0.44%)	.69990 (+0.52%)
	Wukong	493	0.646	.81287 (+0.17%)	.08238 (-0.21%)	.69822 (+0.28%)
	Zenith	468	0.250	.81479 (+0.40%)	.08208 (-0.57%)	.70085 (+0.66%)
	Zenith++	383/916	0.202	.81521 (+0.46%)	.08202 (-0.64%)	.70170 (+0.78%)
Large	DCN-V2	1050	1.37	.81299 (+0.18%)	.08235 (-0.24%)	.69876 (+0.36%)
	DHEN	952	0.906	.81448 (+0.37%)	.08213 (-0.51%)	.70036 (+0.59%)
	Wukong	946	1.25	.81306 (+0.19%)	.08234 (-0.25%)	.69850 (+0.32%)
	Zenith	928	0.519	.81509 (+0.44%)	.08203 (-0.63%)	.70148 (+0.75%)
	Zenith++	920/1822	0.698	.81594 (+0.55%)	.08188 (-0.81%)	.70303 (+0.97%)

As shown in Table 2, Zenith and Zenith++ consistently achieve the highest AUC and UAUC across all model sizes. In the small-scale setting, Zenith significantly outperforms DCN-V2, Wukong, and DHEN. At medium scale, Zenith++—with only 383M active parameters out of 916M total—achieves a 0.78% UAUC gain over the DCN baseline, outperforming all other models. Given its strong performance and efficient computation, we adopted this version of Zenith++ for real-world online A/B testing. At the large scale, Zenith++ (with 920M active out of 1822M total parameters) delivers the best results, reaching an AUC gain of 0.55% and a UAUC gain of 0.97%, establishing Zenith++ as the state-of-the-art architecture.

Overall, Zenith models demonstrate stronger scalability and higher efficiency. Across all scales, Zenith not only reduces prediction loss but also offers favorable compute-performance trade-offs, making it an ideal architecture for real-world large-scale recommender systems such as TikTok Live.

4.3 Token Heterogeneity

We now highlight the key advantage of our tokenwise parameterization scheme in the Token Boost module, which enabled superior scaling laws for both Zenith and Zenith++.

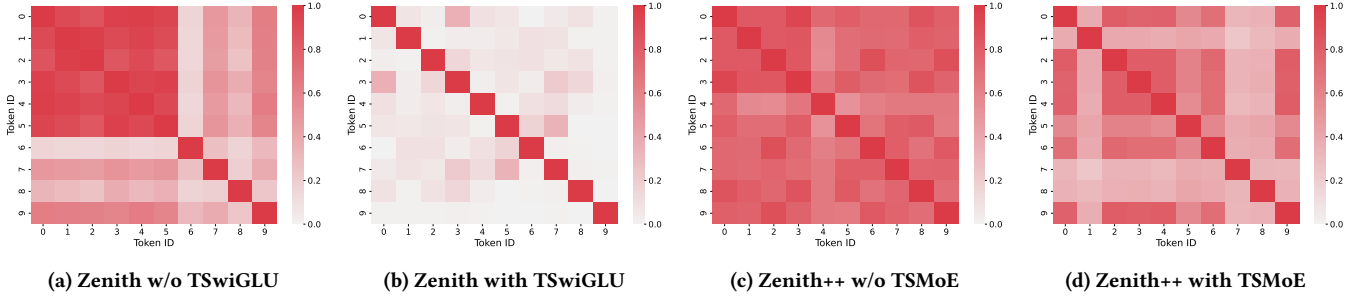


Figure 4: The comparison of token similarity with and without tokenwise operations in the Token Boost network for Zenith (TSwiGLU) and Zenith++ (TSMoE). The similarity level is defined by the absolute cosine similarity of the token pair, and the deeper red color indicates more similar output, which is detrimental for the deeper layer’s expressiveness, limiting model scaling capability. We sampled the first 10 tokens for clarity, and used the average token similarity of the output tokens from the third layer in each model.

Initially, we attempted to apply traditional non-tokenwise SwiGLU and SMOE in our Token Boost modules, but encountered significant performance saturation after 50M parameter scale. We tried to increase the Prime Token dimension from 512 to 768, increase the number of tokens from 8 to 16, and increase the number of layers from 4 to 6, all of which doubled the total number of parameters without any performance gains. These observations motivated us to deep dive into our architecture and understand how our Prime Tokens interact with one another in the model. Surprisingly, as shown in Figure 4a and Figure 4c, we found that the Prime Tokens become almost homogeneous after feature interaction by a few layers. This indicates that the models can no longer extract additional information from the feature tokens by stacking more interaction layers, explaining the performance saturation.

To address this, we need to ensure that the Prime Tokens remain heterogeneous after each interaction layer, carrying distinctive information for further extraction. We achieve this by upgrading the traditional SwiGLU and SMOE modules with tokenwise parameterization. This provides the needed model capacity to allow each Prime Token to capture different information, leading to strong token heterogeneity even after many layers of feature interaction. As demonstrated in Figure 4b and Figure 4d, with tokenwise parameterizations, the Token Boost modules significantly reduces the average absolute similarity—from **0.5** to **0.06** in Zenith, and from **0.68** to **0.47** in Zenith++, allowing both variants to further scale up without reaching performance plateaus.

4.4 Ablation Study

We also conducted an ablation study on the design choices of our Zenith++ model. We found that replacing the TSMoE with the standard MoE leads to a 0.10% drop in AUC, substituting the TMHSA with the standard self-attention results in a 0.12% AUC reduction. Additionally, the combination of learning rate warmup and auxiliary loss accounts for a 0.05% improvement in overall AUC.

4.5 Online A/B Results

To fully validate the effectiveness of the proposed architecture in real-world scenarios, we conducted a month-long online A/B test comparing the DCN-V2 baseline and our Zenith++ (383/916M)

model for TikTok Live, a leading online livestreaming platform that attracts billion of users globally. We present the online performance metrics—AUC and Logloss, as well as two sets of key business indicator metrics for livestreaming recommendation—Quality Watch Session / User and Quality Watch Duration / User, where the Quality Watch Session is defined as a watch session that is either deep (e.g., greater than 1 min) or accompanied with positive user actions (e.g., like, comment, follow, share, gift, etc), and the Quality Watch Duration is defined as the total time a user spend in their Quality Watch Sessions. The results are shown in Table 3. Zenith significantly outperforms the baseline in both online AUC and logloss, and realizing gains of +9.93% in Quality Watch Session / User and +8.11% in Quality Watch Duration / User. These results highlight the substantial real-world impacts of our novel ranking architecture.

Table 3: Online performance gains across key metrics.

Online Metrics	Performance Gains
CTR AUC	+1.05%
CTR Logloss	-1.10%
Quality Watch Session / User	+9.93%
Quality Watch Duration / User	+8.11%

5 Conclusion

In this work, we present Zenith, a scalable and efficient neural architecture tailored for large-scale recommendation systems. By introducing the concept of Prime Tokens and designing dedicated Token Fusion and Token Boost modules, Zenith effectively balances model expressiveness and computational efficiency, exhibiting superior scaling laws compared to existing approaches. We also highlight the importance of token heterogeneity in scaling up ranking models, and demonstrated practical ways to promote it in our architectural designs. We hope that our work will be an important step towards optimized user experience through personalized recommendation.

References

- [1] Newsha Ardalani, Carole-Jean Wu, Zeliang Chen, Bhargav Bhushanam, and Adnan Aziz. 2022. Understanding scaling laws for recommendation models. *arXiv preprint arXiv:2208.08489* (2022).
- [2] Heng-Tze Cheng, Levent Koc, Jeremiah Harmsen, Tal Shaked, Tushar Chandra, Hrishu Aradhye, Glen Anderson, Greg Corrado, Wei Chai, Mustafa Ispir, et al. 2016. Wide & deep learning for recommender systems. In *Proceedings of the 1st workshop on deep learning for recommender systems*. 7–10.
- [3] Nan Du, Yanping Huang, Andrew M Dai, Simon Tong, Dmitry Lepikhin, Yuanzhong Xu, Maxim Krikun, Yanqi Zhou, Adams Wei Yu, Orhan Firat, et al. 2022. Glam: Efficient scaling of language models with mixture-of-experts. In *International conference on machine learning*. PMLR, 5547–5569.
- [4] William Fedus, Barret Zoph, and Noam Shazeer. 2022. Switch transformers: Scaling to trillion parameter models with simple and efficient sparsity. *Journal of Machine Learning Research* 23, 120 (2022), 1–39.
- [5] William Fedus, Barret Zoph, and Noam Shazeer. 2022. Switch transformers: Scaling to trillion parameter models with simple and efficient sparsity. *Journal of Machine Learning Research* 23, 120 (2022), 1–39.
- [6] Huan Gui, Ruoxi Wang, Ke Yin, Long Jin, Maciej Kula, Taibai Xu, Lichan Hong, and Ed H Chi. 2023. Hiformer: Heterogeneous feature interactions learning with transformers for recommender systems. *arXiv preprint arXiv:2311.05884* (2023).
- [7] Huifeng Guo, Ruiming Tang, Yunming Ye, Zhenguo Li, and Xiuqiang He. 2017. DeepFM: A factorization-machine based neural network for CTR prediction. In *Proceedings of the 26th International Joint Conference on Artificial Intelligence (IJCAI)*. 1725–1731.
- [8] Xinran He, Junfeng Pan, Ou Jin, Tianbing Xu, Bo Liu, Tao Xu, Yanxin Shi, Antoine Atallah, Ralf Herbrich, Stuart Bowers, et al. 2014. Practical lessons from predicting clicks on ads at facebook. In *Proceedings of the eighth international workshop on data mining for online advertising*. 1–9.
- [9] Babak Hejazi. 2024. Introducing Grouped GEMM APIs in cuBLAS and More Performance Updates. <https://developer.nvidia.com/blog/introducing-grouped-gemm-apis-in-cublas-and-more-performance-updates/>. NVIDIA Technical Blog.
- [10] Jared Kaplan, Sam McCandlish, Tom Henighan, Tom B Brown, Benjamin Chess, Rewon Child, Scott Gray, Alec Radford, Jeffrey Wu, and Dario Amodei. 2020. Scaling laws for neural language models. *arXiv preprint arXiv:2001.08361* (2020).
- [11] Dmitry Lepikhin, Hyukjoong Lee, Yuanzhong Xu, Dehao Chen, Orhan Firat, Yanping Huang, Maxim Krikun, Noam Shazeer, and Zhifeng Chen. 2020. Gshard: Scaling giant models with conditional computation and automatic sharding. *arXiv preprint arXiv:2006.16668* (2020).
- [12] Dongfang Li, Baotian Hu, Qingcai Chen, Xiao Wang, Quanchang Qi, Liubin Wang, and Haishan Liu. 2021. Attentive capsule network for click-through rate and conversion rate prediction in online advertising. *Knowledge-based systems* 211 (2021), 106522.
- [13] Zeyu Li, Wei Cheng, Yang Chen, Haifeng Chen, and Wei Wang. 2020. Interpretable click-through rate prediction through hierarchical attention. In *Proceedings of the 13th international conference on web search and data mining*. 313–321.
- [14] Jianxun Lian, Xiaohuan Zhou, Fuzheng Zhang, Zhongxia Chen, Xing Xie, and Guangzhong Sun. 2018. xdeepfm: Combining explicit and implicit feature interactions for recommender systems. In *Proceedings of the 24th ACM SIGKDD international conference on knowledge discovery & data mining*. 1754–1763.
- [15] Xiangru Lian, Binhang Yuan, Xuefeng Zhu, Yulong Wang, Yongjun He, Honghuan Wu, Lei Sun, Haodong Lyu, Chengjun Liu, Xing Dong, et al. 2022. Persia: An open, hybrid system scaling deep learning-based recommenders up to 100 trillion parameters. In *Proceedings of the 28th ACM SIGKDD Conference on Knowledge Discovery and Data Mining*. 3288–3298.
- [16] Mingrui Liu, Sixiao Zhang, and Cheng Long. 2025. Facet-aware multi-head mixture-of-experts model for sequential recommendation. In *Proceedings of the Eighteenth ACM International Conference on Web Search and Data Mining*. 127–135.
- [17] Jiaqi Ma, Zhe Zhao, Xinyang Yi, Jilin Chen, Lichan Hong, and Ed H Chi. 2018. Modeling task relationships in multi-task learning with multi-gate mixture-of-experts. In *Proceedings of the 24th ACM SIGKDD international conference on knowledge discovery & data mining*. 1930–1939.
- [18] Dheevatsa Mudigere, Yuchen Hao, Jianyu Huang, Andrew Tulloch, Srinivas Sridharan, Xing Liu, Mustafa Ozdal, Jade Nie, Jongsoo Park, Liang Luo, et al. 2021. High-performance, distributed training of large-scale deep learning recommendation models. *arXiv preprint arXiv:2104.05158* (2021).
- [19] Maxim Naumov, Dheevatsa Mudigere, Hao-Jun Shi, Jianyu Huang, Narayanan Sundaram, Jongsoo Park, et al. 2019. Deep Learning Recommendation Model for Personalization and Recommendation Systems. *arXiv preprint arXiv:1906.00091* (2019).
- [20] Steffen Rendle. 2010. Factorization machines. In *2010 IEEE International Conference on Data Mining*. IEEE, 995–1000.
- [21] Carlos Riquelme, Joan Puigcerver, Basil Mustafa, Maxim Neumann, Rodolphe Jenatton, André Susano Pinto, Daniel Keysers, and Neil Houlsby. 2021. Scaling vision with sparse mixture of experts. *Advances in Neural Information Processing Systems* 34 (2021), 8583–8595.
- [22] Weiping Song, Chence Shi, Zhiping Xiao, Zhijian Duan, Yewen Xu, Ming Zhang, and Jian Tang. 2019. AutoInt: Automatic feature interaction learning via self-attentive neural networks. In *Proceedings of the 28th ACM international conference on information and knowledge management*. 1161–1170.
- [23] Ruoxi Wang, Bin Fu, Gang Fu, and Mingliang Wang. 2017. Deep & cross network for ad click predictions. In *Proceedings of the ADKDD'17*. 1–7.
- [24] Ruoxi Wang, Rakesh Shivanna, Derek Cheng, Sagar Jain, Dong Lin, Lichan Hong, and Ed Chi. 2021. Dcn v2: Improved deep & cross network and practical lessons for web-scale learning to rank systems. In *Proceedings of the web conference 2021*. 1785–1797.
- [25] Qiang Xu, Shuo Li, Ming Jiang, Wei Zhao, et al. 2023. DHEN: A Deep and Hierarchical Ensemble Network for Large-Scale Click-Through Rate Prediction. *arXiv preprint arXiv:2311.05904* (2023).
- [26] Yujun Zhang, Zhen Xie, Yuxuan Peng, et al. 2023. Wukong: Towards a Scaling Law for Recommendation Models. *arXiv preprint arXiv:2305.16857* (2023).
- [27] Zijian Zhang, Shuchang Liu, Jiaao Yu, Qingpeng Cai, Xiangyu Zhao, Chunxu Zhang, Ziru Liu, Qidong Liu, Hongwei Zhao, Lantao Hu, et al. 2024. M3oe: Multi-domain multi-task mixture-of-experts recommendation framework. In *Proceedings of the 47th International ACM SIGIR Conference on Research and Development in Information Retrieval*. 893–902.
- [28] Barret Zoph, Irwan Bello, Sameer Kumar, Nan Du, Yanping Huang, Jeff Dean, Noam Shazeer, and William Fedus. 2022. St-moe: Designing stable and transferable sparse expert models. *arXiv preprint arXiv:2202.08906* (2022).

A Complexity Analysis

In this section, we present a formal complexity analysis of our proposed Zenith and Zenith++ models.

Zenith: Let T be the number of tokens, D be the token dimension, k be the intermediate projection dimension, and r be the hidden size of the SwiGLU. The self-attention interaction computes $XX^T XW_R$ with $W_R \in \mathbb{R}^{D \times k}$, contributing Dk parameters and incurring $O(T^2D + Tdk)$ compute. The retokenization step reshapes $O_1 \in \mathbb{R}^{T \times k}$ to $O_{TF} \in \mathbb{R}^{\hat{T} \times D}$ (where $Tk = \hat{T}D$) without computation or parameters.

The Token Boost module applies a SwiGLU activation with weights $W_1, W_2 \in \mathbb{R}^{D \times r}$ and $W_3 \in \mathbb{R}^{r \times D}$, totaling $3\hat{T}Dr$ parameters and $O(\hat{T}Dr)$ compute. A lightweight MLP processes the remaining $T - \hat{T}$ tokens, adding $D^2 \frac{T - \hat{T}}{T}$ parameters and $O((T - \hat{T})D^2)$ compute. The final output includes a residual connection and normalization with negligible cost.

In total, the model has $Dk + D^2 + 3\hat{T}Dr$ parameters and a computation complexity of $O(T^2D + Tdk + \hat{T}Dr + (T - \hat{T})D^2)$. Since D, k, r are normally on the same scale, and that $\hat{T}, T \ll D, k, r$, allowing them to be treated as constant values, the computation complexity is close to $O(D^2)$.

Zenith++: In tokenwise attention, each of the n tokens has unique projection matrices for each of the H heads, leading to a total parameter count of $3THDd_k = 3TD^2$ (since $d_k = D/H$). The computation cost consists of tokenwise projections ($O(TD^2)$) and attention computation ($O(T^2D)$), yielding an overall complexity of $O(TD^2 + T^2D)$.

For the sparse MoE layer, the routing weights contribute TDE_s parameters, and all E_c shared and top- E_a sparse experts contribute a total of $3Dr(E_c + E_s)$ parameters. Each token's routing and expert computation require $O(DE_s + (E_c + E_a)dr)$ operations, resulting in total compute $O(TDE_s + n(E_c + E_a)Dr)$.

Since T can be treated as a constant, E_c, E_a , and E_s are constants, and D, r are on the same scale, the parameter count simplifies to $O(D^2)$, and the compute complexity is close to $O(D^2)$ as well.