

Multi-task Code LLMs: Data Mix or Model Merge?

Mingzhi Zhu
zhum8@rpi.edu
Rensselaer Polytechnic Institute
Troy, New York, USA

Boris Sobolev
bsobolev@cisco.com
Cisco
Woodbridge, New Jersey, USA

Rahul Krishna
rkrsn@ibm.com
IBM Research
Yorktown Heights, New York, USA

Raju Pavuluri
pavuluri@us.ibm.com
IBM Research
Yorktown Heights, New York, USA

Stacy Patterson
sep@cs.rpi.edu
Rensselaer Polytechnic Institute
Troy, New York, USA

Michele Merler
mimerler@us.ibm.com
IBM Research
Yorktown Heights, New York, USA

Abstract

Recent research advocates deploying smaller, specialized code LLMs in agentic frameworks alongside frontier models, sparking interest in efficient strategies for multi-task learning that balance performance, constraints, and costs. We compare two approaches for creating small, multi-task code LLMs: data mixing versus model merging. We conduct extensive experiments across two model families (Qwen Coder and DeepSeek Coder) at two scales (2B and 7B parameters), fine-tuning them for code generation and code summarization tasks. Our evaluation on HumanEval, MBPP, and CodeXGlue benchmarks reveals that model merging achieves the best overall performance at larger scale across model families, retaining 96% of specialized model performance on code generation tasks while maintaining summarization capabilities. Notably, merged models can even surpass individually fine-tuned models, with our best configuration of Qwen Coder 2.5 7B model achieving 92.7% Pass@1 on HumanEval compared to 90.9% for its task-specific fine-tuned equivalent. At a smaller scale we find instead data mixing to be a preferred strategy. We further introduce a weight analysis technique to understand how different tasks affect model parameters and their implications for merging strategies. The results suggest that careful merging and mixing strategies can effectively combine task-specific capabilities without significant performance degradation, making them ideal for resource-constrained deployment scenarios. Our code can be found at https://github.com/zmfpc/Model_Merging_Data_Mixture.

CCS Concepts

• Computing methodologies → Modeling methodologies.

Keywords

Model Merging, Data mixture, Code LLM

1 Introduction

Recently there has been more advocacy for smaller, specialized code LLMs, especially within the context of agentic frameworks [40], as opposed to utilizing larger frontier models for every task [5]. Since they still need to handle more than one coding task in practice [42], grouping such small specialized models into single ones that can equally perform on their specific tasks, or perhaps even benefit from related tasks, can be highly advantageous for resource savings. Striking the balance between hyper-specialization, resource constraints and effectiveness needs is dependent on multiple constraints in terms of cost, inference time, and quality of generations.

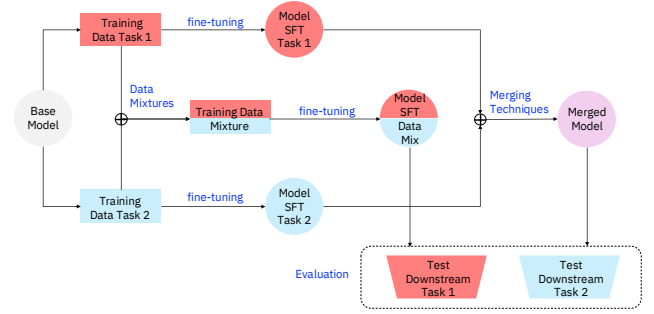


Figure 1: Given a base code model and multiple downstream tasks, we investigate which strategy is optimal between model merging and data mixing to obtain a tuned multi-task model, based on model size and across model families.

One way to obtain such performant multi-task small models is to mix the data for all desired tasks and data-mixture SFT (supervised fine-tune) once [27]. Another is to train separate specialists and merge their weights afterwards [51]. While research is progressing substantially both in data-mixing [37, 47, 41] as well as model merging [51, 56, 61, 2], the comparative analysis and relationship between the two has been largely understudied for LLMs in general [1], and completely ignored for code LLMs specifically.

We aim to bridge that gap by investigating the following research questions, specifically tailored to code-specific applications:

RQ1 When building a single multi-task code LLM, is it more effective to (i) fine-tune once on a mixed multi-task dataset or (ii) fine-tune task specialists and merge their checkpoints?

RQ2 What role does scale, both in terms of number of parameters of a model and in tuning dataset size, play in answering RQ1?

RQ3 How do these strategies differ in the induced weight updates, and can weight-space signals predict which strategy will succeed?

To answer those questions, we make the following contributions:

- **Scale-swept comparison on code LLMs.** We study two code-LLM families at ~2B and 7B parameters on two tasks (code generation and summarization), comparing data-mixture SFT against four strong merging methods.
- **Weight-space diagnostics for strategy selection.** Unlike prior work that treats weight deltas primarily as merging operators [26, 22] or as coarse checkpoint-compatibility signals [19], we use layer-wise weight shifts and inter-task update correlation as a

mechanistic diagnostic that predicts whether data-mixture SFT or post-hoc merging will succeed for a given model scale.

- **Practical guidelines.** In our setting, ~2B models consistently favor data-mixture SFT, while 7B models favor merging specialists, often with minimal or no average degradation relative to single-task checkpoints.

These insights can help practitioners select the right strategy for a given deployment budget, ensuring that small agentic systems can enjoy multi-task code intelligence without wasteful over-training.

2 Related Work

2.1 LLM for Code

Recently there has been an explosion of works focusing on training LLM architectures that were originally designed for NLP on coding, and specifically tuning them for tasks such as code generation [21], summarization [43], test generation [34], bug fixing [17], vulnerability detection and repair [60], etc. Multiple surveys [58, 24, 18] on AI for code and LLM for software engineering cover this space. Several open source model families have been introduced including Llama [38], Qwen [20], Deepseek [14], Granite [32], Gemma [44] and Devstral [33], quickly closing the gap with frontier models. These code LLMs have been powering the quickly proliferating field of AI coding assistants [39]. A particularly active area of research is the development of coding agents [25], in which LLMs are provided the ability to interact with their environment, execute tool calls, observe the results of their actions and plan the next steps accordingly. While frontier models have demonstrated remarkable capabilities for each of those tasks, there still remains a need for smaller, specialized models, both for agentic frameworks as well as for resource and budget constrained environments [40, 5]. Under those conditions, it is still desirable to use “small” LLMs, and for multiple tasks. Good strategies to obtain such high-performing multi-task specialized models represent, however, a still unanswered question.

2.2 Model Merging

Model merging has emerged as a highly efficient and cost-effective technique to combine multiple weights of checkpoints tuned on different tasks into a single model which retains as much as possible the performance of the originals on all the tasks. Several merging techniques have been proposed [51], starting from basic linear weights combinations [48] and spherical interpolation [23], to task arithmetic on task vectors [50] and random pruning and rescaling [56]. Methods have been developed also targeting specific architectures including mixture of experts [61, 10], and specifically formalizing the objective of model merging into a multi-task learning framework [62]. Recently, evolutionary techniques [2] have achieved state of the art performance across domains, including code generation. In the context of code repair, a “continual merging” paradigm has been proposed where task-specific adapters for code are sequentially merged to create a more powerful, multi-task model [9]. Some works have studied the performance of model merging techniques specifically for code generation across languages and tasks [11], as well as for multiple diverse tasks, including coding [16].

2.3 Multi-Task Fine-Tuning via Data Mixtures

Multi-task supervised fine-tuning trains LLMs on combined datasets spanning multiple target tasks [37, 47]. Code-related tasks including code generation and summarization are highly interrelated, suggesting that a joint model could share representations and even improve performance via cross-task knowledge transfer [29]. Thus, this approach can leverage shared knowledge across domains, where understanding code syntax benefits both generation and summarization tasks.

Recent advances in data mixture optimization have established principled approaches for experimenting at smaller scales before transferring findings to larger models, following the hyperparameter transfer paradigm established in μP [52]. This scaling methodology now extends to optimizing data mixtures, with emerging work on data mixing laws that predict language modeling performance [54] and scaling laws for optimal data combinations [41]. Additionally, research on critical mixture ratios for continual pre-training [13] and curriculum learning strategies [55] demonstrates the growing complexity in data mixture design. These developments provide the foundation for systematic exploration of multi-task training strategies.

For small code LLMs, systematic evaluation is needed to determine whether merging task-specific fine-tuned models or fine-tuning on blended multi-task datasets is more effective. This work addresses the fundamental question of data mixing versus model merging for multi-task code LLMs.

3 Experimental Setup

3.1 Model Families and Tasks

We conduct our experiments on two open-source code-focused LLM families, Qwen2.5-Coder [20] and DeepSeekCoder [14], each at approximately 1.5B and 7B parameter scales. Models from these families have shown state of the art performance in their size cohorts at the time of their release on multiple coding tasks, making them strong candidates to specialize and analyze.

- **Qwen2.5-Coder** is a recent series of code-specialized models built on the Qwen2.5 [45] architecture. We conducted experiments on the models from this family of 1.5B and 7B parameters.
- **DeepSeekCoder** is another modern code LM series trained on a large mixture of data including code (87%) and text (13%). We conducted experiments on the models from this family of 1.3B and 7B parameters.

For our study, we selected two representative yet sufficiently distinct coding tasks, which justifies the need for specialized fine-tuning for achieving optimal multi-task performance:

- (1) **Code Generation**, i.e. writing code snippets given a natural language problem description. This is the most popular and studied code-related task. For evaluation of this task, we use the Humaneval [7], Humaneval+ [30], MBPP [3], and MBPP+ [30] benchmarks and report the pass@1 metric, that is, the proportion of prompts solved by the model with the first attempt.
- (2) **Code Summarization**, i.e., generating a compact yet informative natural-language documentation for a snippet of given code. To evaluate code summarization, we use the test part [57]

Table 1: SFT Hyperparameters by Model Size

Hyperparameter	1.5B Models	7B Models
Learning Rate	1e-5	5e-6
Batch Size(effective)	128	64
Gradient Accumulation Steps	8	8
Max Sequence Length	4,096	4,096
Training Epochs	2	2
Warmup Ratio	0.03	0.03
LR Scheduler	Cosine	Cosine
Optimizer	AdamW	AdamW

Table 2: Training and Evaluation Dataset Statistics

Dataset	Task	Train Split	Test Split
CodeXGLUE	Summarization	417K	25,834
KodCode	Generation	268K	-
HumanEval	Generation	-	164
MBPP	Generation	-	379

of the CodeXGLUE Code-to-Text dataset [31] and measure performance using BLEU-4 [35], chrF++ [36], ROUGE-L [28], and METEOR [4] metrics, following common practice for measuring code generation/explanation quality in reference to golden, human written summaries [31, 46].

For both tasks, all our experiments were conducted for Python. We plan to explore other programming languages in future work.

3.2 Supervised Fine-Tuning

We conducted supervised fine-tuning (SFT) experiments using two different strategies: (1) task-specific fine-tuning on individual tasks, (2) data mixture fine-tuning on combined datasets, and then merging these individually fine-tuned models. For code generation SFT, we leverage the KodCode dataset [49], a large-scale synthetic corpus of 268K coding problems with verified solutions and comprehensive test cases, to train models for accurate code synthesis. For code summarization fine-tuning, we utilize code-comment pairs from the CodeXGLUE Code-to-Text dataset [31] training split containing 417K high-quality pairs of code snippets and their corresponding natural language descriptions. All fine-tuning was implemented using LlamaFactory [59], a unified framework for efficient large language model training. We conducted all experiments on 4×H100 GPUs, with training times of approximately 4 hours for 1.5B models and 20 hours for 7B models. The training configuration and dataset statistics are detailed in Tables 1 and 2, respectively.

Data mixture. When experimenting with mixing data, we simply combined the KodCode and CodeXGLUE datasets and shuffled them. For SFT on this mixed dataset, we utilized the same training hyperparameters as the task-specific SFT runs reported in Table 1.

3.3 Model Merging Methods

To merge the specialized models, we employ MergeKit [12], a comprehensive toolkit for combining multiple fine-tuned models. We evaluate four state-of-the-art merging strategies:

- **Linear Merge** [48], performs simple parameter averaging between models
- **DARE** [56], selectively drops and rescales parameters reducing interference between task-specific knowledge
- **TIES** [50] (Trim, Elect Sign & Merge), resolves sign conflicts by trimming redundant parameters and electing consistent signs before merging
- **DELLA** [8] (Deep Linear Learning Alignment), reduces interference through aligned parameter updates

Each method represents a different approach to handling the challenge of preserving task-specific capabilities while minimizing negative interference when combining specialized models.

4 Model Weights Analysis

4.1 Data Mixtures vs. Model Merging

We present a comprehensive analysis of how different fine-tuning strategies affect transformer layers across model scales. In order to do so, we measured across four architectures (Qwen-1.5B/7B and DeepSeek-1.3B/7B) per-layer weight shifts using average L_2 distance between the SFT and the base models.

Figure 2 (a) to (d) shows the layer-wise L_2 norm of weight differences with respect to the base models for all seven variants: the two single-task SFT models, the multi-task data mixture SFT models, and the four models merged with Linear, TIES, DARE and DELLA.

Across all four model architectures, the Data Mixture approach with green triangular line consistently exhibits the highest L_2 norms throughout the network layers, ranging from approximately 0.7–1.3 depending on model configuration. At parity of hyperparameters, more diverse and unique training examples translate to larger weights shifts. In contrast, model merging methods demonstrate substantially lower L_2 norms, falling between 0.3–0.8, while individual SFT models show the most conservative parameter modifications. Specifically, the individual SFT model for Code Summarization shows the lowest L_2 norms (especially at larger scales), suggesting minimal parameter deviation from the base model. The Code Generation SFT model shows moderate L_2 norms, as it modifies a few layers more significantly than the Code Summarization model, but still remains below the Data Mixture SFT.

The difference in L_2 norms between the data mixture and model merging approaches reveals fundamental distinctions in how these methods combine task-specific knowledge. Data mixture, which trains on combined datasets from multiple tasks simultaneously, induces larger parameter changes across all layers, as evidenced by its consistently elevated L_2 norms. This suggests that the model must learn more complex parameter configurations to accommodate the diverse training signals present in the mixed data. The high magnitude of these changes indicate that data mixture forces the model to find a compromise representation that can handle multiple tasks, potentially leading to interference effects where task-specific optimizations conflict with each other.

When comparing merging strategies, we find that they generally produce more conservative weight updates than direct fine-tuning, but with some differences in how they affect the network. Linear merging reduces extreme weight shifts to some extent; its L_2 curve lies below the single-task curves at the peak layers. TIES merging

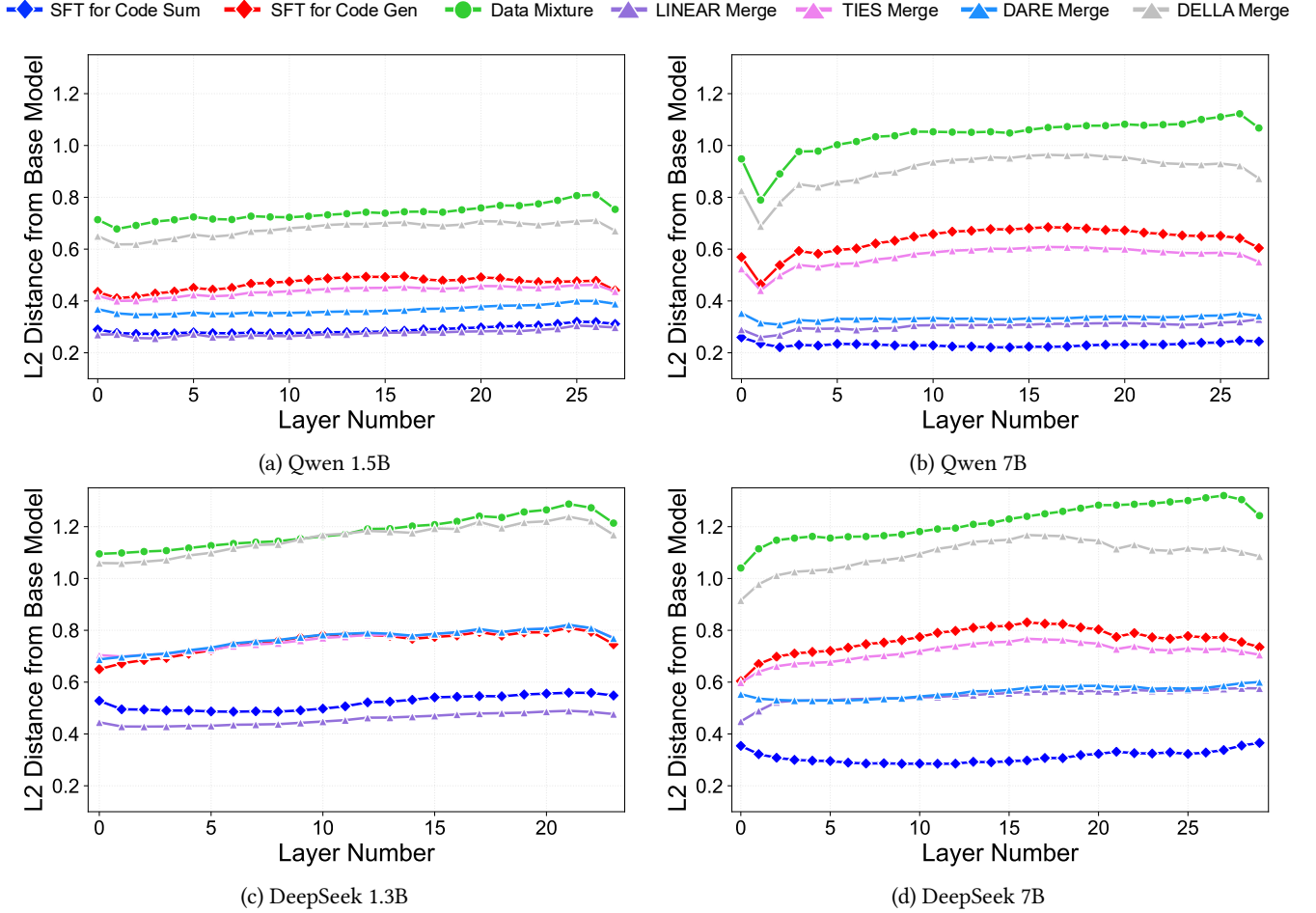


Figure 2: Layerwise L_2 distance from the base model for each fine-tuned or merged variant, across four model architectures. Each subplot corresponds to one base model and parameter scale: (a) Qwen 1.5B, (b) Qwen 7B, (c) DeepSeek 1.3B, and (d) DeepSeek 7B. Within each subplot, curves are shown for the two single-task fine-tunes (CodeGen and CodeSum), the multi-task data-mix fine-tune, and the four merged models (Linear, TIES, DARE, DELLA). Lower values indicate that the post-trained model’s weights remain closer to the original base model at that layer.

heuristically resolves conflicting weight updates, resulting in L_2 distances that closely track the union of the two task-specific profiles: in layers that one or both tasks significantly adjusted, TIES retains those large changes, whereas in layers with smaller or opposing task updates, it prunes or cancels them. DARE and DELLA yield the most conservative changes instead. By dropping many minor weight updates and rescaling the remaining ones, these methods keep the majority of layers very close to the original weights. Their L_2 curves stay low and flat for most layers, with only a few layers showing any substantial deviation from the base model. In effect, DARE/DELLA concentrate the merged adaptation into a limited set of significant weight shifts, minimizing alterations elsewhere.

Interestingly, while the majority of model merging techniques produce as expected weight shifts that are contained between the two task-specific SFT models they are combining, DELLA deviates

significantly, almost reaching the same levels of variations from the base model as the ones introduced by data mixing.

We observe that Deepseek models undergo larger weight shifts with respect to their Qwen counterparts at the same scale. Looking at the results in the Table 3, we hypothesize that such larger shifts were needed to more aggressively adapt to the downstream tasks since the performance of the base models is lower for Deepseek models compared to Qwen. We can see that the larger weight shifts in Deepseek models correspond to a larger delta of relative improvement on average of the task specific SFT models with respect to the base ones (19.11% and 17.79% for 1.3B and 7B respectively, as opposed to 13.47% and 12.8% for their Qwen counterparts).

4.2 Pearson Correlation Analysis

To understand why certain models favor merging while others prefer data mixing, we utilize the Pearson correlation [6] $r_{\Delta w}$ between

task-specific weight updates:

$$r_{\Delta w_j} = \frac{\sum_{i=1}^n (\Delta w_{ij}^g - \overline{\Delta w_j^g})(\Delta w_{ij}^s - \overline{\Delta w_j^s})}{\sqrt{\sum_{i=1}^n (\Delta w_{ij}^g - \overline{\Delta w_j^g})^2} \sqrt{\sum_{i=1}^n (\Delta w_{ij}^s - \overline{\Delta w_j^s})^2}} \quad (1)$$

where Δw_{ij}^g and Δw_{ij}^s represent the weight changes for code generation and summarization tasks at parameter i of layer j , respectively. $\overline{\Delta w_j^g}$ and $\overline{\Delta w_j^s}$ represent the mean weight changes for each task at layer j . Pearson correlation measures the linear relationship between two variables, ranging from -1 (perfect negative correlation) to +1 (perfect positive correlation). High correlation between task-specific weight changes indicates overlapping adaptations, which can lead to interference during merging. Conversely, low correlation suggests orthogonal task representations that can be effectively combined without conflict. We compute layer-wise Pearson correlation between weight changes (Δw) of code generation and summarization models relative to their shared base model. Figure 3 reveals a clear scale-dependent pattern: smaller models (Qwen 1.5B, DeepSeek 1.3B) exhibit consistently high correlation across layers, while larger models (7B variants) show substantially lower correlation. Thus small models adapt to both tasks by modifying similar weight subsets, creating interference during merging. Large models utilize distinct representational pathways for each task, enabling successful weight-space combination. These findings correlate with our empirical results: high correlation models benefit from data mixing to avoid parameter conflicts, while low correlation models excel at model merging due to orthogonal task representations.

5 Benchmark Experiment Results Analysis

Table 3 presents the performance comparison between merged and fine-tuned models across code generation and summarization tasks. The results reveal a relationship between model scale and optimal multi-task learning strategy: smaller models consistently achieve superior performance through data mixture approaches, while larger models benefit more from post-hoc model merging.

5.1 Scale-Dependent Strategy Effectiveness

The experimental results demonstrate that model capacity fundamentally determines whether joint training or weight-space merging yields better multi-task performance.

For the Qwen2.5-Coder 1.5B model, data-mixture SFT achieves results close to task-specific specialists with only -1.26% average performance degradation, even improving HumanEval pass@1 from 0.756 to 0.768. In contrast, model merging approaches suffer significant performance drops, with Linear and DARE merging incurring approximately 7% average loss, while TIES and DELLA degrade by -10.40% and -27.64% respectively. This pattern suggests that smaller models lack sufficient capacity to accommodate conflicting task-specific weight updates without destructive interference.

The DeepSeek-Coder 1.3B model exhibits similar behavior, where data-mixture SFT maintains competitive performance with -1.89% average loss while significantly outperforming the best merging approach. Interestingly, Linear merging shows selective improvements on text metrics, chrF++ increases from 0.3212 to 0.3309, but at the cost of substantial code generation capability, approximately

11% degradation on HumanEval. This trade-off indicates that merging algorithms struggle to preserve both capabilities simultaneously in capacity-constrained models.

5.2 Emergence of Merging Advantages at Scale

The effectiveness pattern reverses dramatically for 7B-parameter models. In Qwen2.5-Coder 7B, DELLA merging achieves the best overall performance with only -2.08% average loss, outperforming data-mixture SFT with -2.57%. The merged model maintains strong code generation performance, HumanEval pass@1 of 0.902 versus 0.909 for specialists, while effectively preserving summarization capabilities. This suggests that larger models can accommodate multiple task-specific adaptations within the same parameter space without significant interference.

DeepSeek-Coder 7B provides even more compelling evidence for this scale-dependent phenomenon. DARE merging achieves remarkable performance with virtually no degradation, -0.01% average loss, substantially outperforming data-mixture SFT. Notably, the merged model exceeds specialist performance on several metrics, with MBPP pass@1 improving from 0.775 to 0.799. This effect suggests that task-specific weight updates can be complementary rather than competitive when sufficient model capacity exists.

5.3 Architecture-Specific Considerations

The results reveal architecture-dependent preferences for merging algorithms. DELLA consistently performs best for Qwen-Coder models at scale, while DARE excels for DeepSeek-Coder architectures. Internal structure and training dynamics of different model families seem to influence how well their task-specific adaptations can be merged. The consistent superiority of simpler algorithms (Linear, DARE) over more complex ones (TIES, DELLA) for smaller models indicates that merging may be counterproductive when models lack the capacity for truly separable task representations.

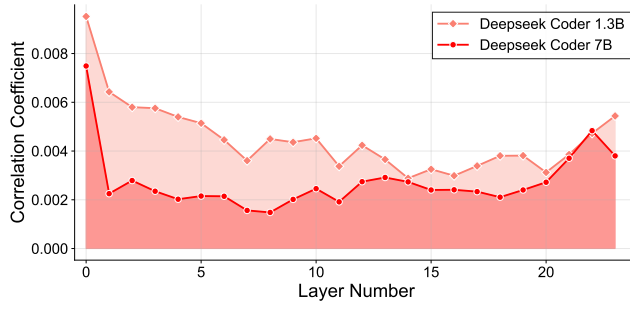
5.4 Impact of Model and Dataset Scale (RQ2)

To answer RQ2, we performed an additional sensitive experiment in which we varied the amount of task-specific data used during SFT. For each model family and size, we subsampled the training splits of KodCode [49] and CodeXGLUE [31] to 25%, 50%, and 100%. All other hyperparameters were kept identical to those in Table 1. Table 4 reports representative metrics for the SFT specialists.

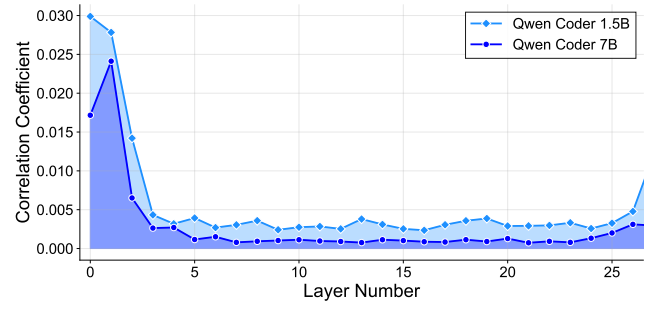
Across all four models, HumanEval + pass@1 grows only 3-6% when moving from the 25% to the full 100% subset. Prior work [53] has shown that synthesis oriented metrics flatten once the training corpus contains a broad coverage of idiomatic snippets, even with increased model sizes [41]. This diminishing return explains why large gains from extra data are hard to realize for code generation.

BLEU-4 almost doubles as we scale the dataset from 0.0215 to 0.0470 on DeepSeek-Coder 1.3B and 0.0351 to 0.0635 on Qwen-Coder 7B. Similar monotonic improvements with corpus size have been reported for CodeXGLUE and other comment-generation benchmarks [15]. This confirms that natural-language explanation benefits from richer lexical variety and long-tail semantic patterns that only appear in larger training sets.

Larger 7B models achieve substantially greater BLEU improvements (+0.020) compared to 2B variants despite similar pass@1



(a)



(b)

Figure 3: Layerwise Pearson correlation between the weight updates of code-generation vs. code-summarization fine-tuned models for (a) DeepSeek and (b) Qwen families. Smaller models (Qwen 1.5B, DeepSeek 1.3B) show consistently higher correlation coefficients across layers, whereas larger models (7B) exhibit lower correlation.

Table 3: Performance of Merged vs. Fine-Tuned Models on Code Generation and Summarization. We report code generation success (pass@1 on HumanEval and MBPP) and code summarization quality (BLEU-4, chrF++, ROUGE-L, METEOR) for Qwen2.5-Coder and DeepSeekCoder (1.5B and 7B). Pretrained = zero-shot base model; SFT-CodeGen = fine-tuned on code generation; SFT-CodeSum = fine-tuned on summarization; Data-Mixture = fine-tuned on combined data; Linear/TIES/DARE/DELLA = merged models using those methods.

Task	Code Generation				Code Summarization				
Dataset	HumanEval	HumanEval+	MBPP	MBPP+		CodeXGLUE	Code-to-text		
Metric	pass@1 ↑	pass@1 ↑	pass@1 ↑	pass@1 ↑	BLEU-4↑	chrF++↑	ROUGE-L↑	METEOR ↑	AVG % wrt SFT
Qwen2.5-Coder 1.5B									
Base Model	0.701(-7.28%)	0.640(-9.48%)	0.690(-9.09%)	0.590(-10.06%)	0.0259(-47.68%)	0.3144(-2.15%)	0.2638(-19.55%)	0.3015(-2.46%)	-13.47%
SFT-CodeGen/Sum	0.756(0%)	0.707(0%)	0.759(0%)	0.656(0%)	0.0495(0%)	0.3213(0%)	0.3279(0%)	0.3091(0%)	0.00%
Data-Mixture SFT	0.768(+1.59%)	0.707(0%)	0.754(-0.66%)	0.646(-1.52%)	0.0477(-3.64%)	0.3148(-2.02%)	0.3216(-1.92%)	0.3002(-2.88%)	-1.26%
Linear Merge	0.671(-11.24%)	0.598(-15.42%)	0.749(-1.32%)	0.651(-0.76%)	0.0434(-12.32%)	0.306(-4.76%)	0.3086(-5.89%)	0.2912(-5.79%)	-7.19%
TIES Merge	0.652(-13.76%)	0.591(-16.41%)	0.754(-0.66%)	0.635(-3.20%)	0.0372(-24.85%)	0.3024(-5.88%)	0.2894(-11.74%)	0.2883(-6.73%)	-10.40%
DARE Merge	0.616(-18.52%)	0.567(-19.80%)	0.725(-4.48%)	0.638(-2.74%)	0.0468(-5.45%)	0.3157(-1.74%)	0.3205(-2.26%)	0.3033(-1.88%)	-7.11%
DELLA Merge	0.573(-24.21%)	0.524(-25.88%)	0.712(-6.19%)	0.622(-5.18%)	0.0183(-63.03%)	0.2422(-24.62%)	0.2041(-37.76%)	0.2033(-34.23%)	-27.64%
Qwen2.5-Coder 7B									
Base Model	0.880(-3.19%)	0.835(-3.58%)	0.825(-6.04%)	0.717(-3.50%)	0.0284(-55.28%)	0.3190(-4.95%)	0.2742(-20.43%)	0.3081(-5.46%)	-12.80%
SFT-CodeGen/Sum	0.909(0%)	0.866(0%)	0.878(0%)	0.743(0%)	0.0635(0%)	0.3356(0%)	0.3446(0%)	0.3259(0%)	0.00%
Data-Mixture SFT	0.902(-0.77%)	0.829(-4.27%)	0.857(-2.39%)	0.733(-1.35%)	0.0598(-5.83%)	0.3303(-1.58%)	0.3367(-2.29%)	0.3191(-2.09%)	-2.57%
Linear Merge	0.835(-8.14%)	0.787(-9.12%)	0.841(-4.21%)	0.712(-4.17%)	0.0601(-5.35%)	0.3298(-1.73%)	0.3419(-0.78%)	0.3175(-2.58%)	-4.51%
TIES Merge	0.866(-4.73%)	0.811(-6.35%)	0.862(-1.82%)	0.728(-2.02%)	0.0593(-6.61%)	0.3333(-0.69%)	0.3428(-0.52%)	0.3215(-1.35%)	-3.01%
DARE Merge	0.829(-8.80%)	0.780(-9.93%)	0.815(-7.18%)	0.704(-5.25%)	0.0614(-3.31%)	0.3340(-0.48%)	0.3459(+0.38%)	0.3235(-0.74%)	-4.41%
DELLA Merge	0.902(-0.77%)	0.841(-2.89%)	0.849(-3.30%)	0.735(-1.08%)	0.0578(-8.98%)	0.3398(+1.25%)	0.3391(-1.60%)	0.3284(+0.77%)	-2.08%
DeepSeek-Coder 1.3B									
Base Model	0.634(-10.33%)	0.598(-10.88%)	0.608(-3.49%)	0.516(-5.84%)	0.0181(-61.49%)	0.2786(-13.26%)	0.2157(-33.49%)	0.2653(-14.09%)	-19.11%
SFT-CodeGen/Sum	0.707(0%)	0.671(0%)	0.630(0%)	0.548(0%)	0.0470(0%)	0.3212(0%)	0.3243(0%)	0.3088(0%)	0.00%
Data-Mixture SFT	0.671(-5.09%)	0.634(-5.51%)	0.647(+2.70%)	0.556(+1.46%)	0.0434(-7.66%)	0.3212(0%)	0.3212(-0.96%)	0.3087(-0.03%)	-1.89%
Linear Merge	0.628(-11.17%)	0.561(-16.39%)	0.646(+2.54%)	0.558(+1.82%)	0.0460(-2.13%)	0.3309(+3.02%)	0.3127(-3.58%)	0.3208(+3.89%)	-2.75%
TIES Merge	0.610(-13.72%)	0.561(-16.39%)	0.622(-1.27%)	0.545(-0.55%)	0.0452(-3.83%)	0.3213(+0.03%)	0.3007(-7.28%)	0.3129(+1.33%)	-5.21%
DARE Merge	0.616(-12.87%)	0.561(-16.39%)	0.640(+1.59%)	0.553(+0.91%)	0.0454(-3.40%)	0.3296(+2.62%)	0.3102(-4.35%)	0.3200(+3.63%)	-3.53%
DELLA Merge	0.555(-21.50%)	0.506(-24.59%)	0.563(-10.63%)	0.489(-10.77%)	0.0403(-14.26%)	0.2978(-7.29%)	0.2743(-15.42%)	0.2909(-5.80%)	-13.78%
DeepSeek-Coder 7B									
Base Model	0.713(-10.09%)	0.640(-14.67%)	0.754(-3.33%)	0.664(-1.46%)	0.0203(-70.00%)	0.3063(-6.56%)	0.2243(-33.32%)	0.3081(-2.87%)	-17.79%
SFT-CodeGen/Sum	0.793(0%)	0.750(0%)	0.775(0%)	0.672(0%)	0.0530(0%)	0.3288(0%)	0.3362(0%)	0.3172(0%)	0.00%
Data-Mixture SFT	0.762(-3.91%)	0.720(-4.00%)	0.786(+1.75%)	0.680(+1.46%)	0.0540(+1.49%)	0.3311(+0.95%)	0.3361(-0.03%)	0.3200(+0.95%)	-0.17%
Linear Merge	0.738(-6.94%)	0.689(-8.13%)	0.775(0%)	0.675(+0.55%)	0.0512(-4.26%)	0.3326(+1.46%)	0.3276(-2.62%)	0.3209(+1.17%)	-2.35%
TIES Merge	0.732(-7.69%)	0.689(-8.13%)	0.786(+1.75%)	0.688(+2.92%)	0.0509(-4.89%)	0.3332(+1.65%)	0.3178(-5.53%)	0.3228(+1.77%)	-2.27%
DARE Merge	0.762(-3.91%)	0.734(-2.13%)	0.799(+3.81%)	0.701(+5.29%)	0.0531(+0.21%)	0.3315(+1.13%)	0.3203(-4.79%)	0.3196(+0.76%)	-0.01%
DELLA Merge	0.720(-9.21%)	0.671(-10.53%)	0.778(+0.48%)	0.669(-0.55%)	0.0515(-3.62%)	0.3305(+0.82%)	0.3117(-7.34%)	0.3202(+0.95%)	-3.63%

gains, confirming that increased scale primarily benefits modeling tasks through improved sample efficiency while code synthesis

accuracy remains constrained by architectural design and test coverage quality [46]. Model scaling effects vary by task: code generation is insensitive with additional data beyond a threshold, while

Table 4: Effect of training dataset size on specialist SFT performance. Code generation quality is measured by HumanEval+[30] pass@1; code summarization quality by BLEU-4[35] on CodeXGLUE test set[31].

Model	Code Generation (pass@1) ↑			Code Summarization (BLEU-4) ↑		
	25%	50%	100%	25%	50%	100%
Sub-sampling Ratio						
Qwen2.5-Coder 1.5B	0.671	0.701	0.707	0.0303	0.0317	0.0495
Qwen2.5-Coder 7B	0.841	0.854	0.866	0.0351	0.0428	0.0635
DeepSeek-Coder 1.3B	0.610	0.656	0.671	0.0215	0.0304	0.0470
DeepSeek-Coder 7B	0.720	0.746	0.750	0.0299	0.0349	0.0530

code summarization shows continuous improvement as models or datasets grow. This explains why data-mixture fine-tuning works well for smaller models, but model merging becomes preferable at larger scales where specialized summarization models trained on extensive corpora transfer their improvements without degrading the already saturated generation capabilities.

5.5 Practical Implications

These findings have significant practical implications for deploying multi-task models under resource constraints. For organizations working with smaller models due to deployment limitations, investing in careful data mixture strategies during training will yield superior results compared to post-hoc merging approaches. Conversely, when working with larger models, the ability to merge task-specific specialists offers compelling advantages: it enables modular development where teams can independently optimize models for specific tasks before combining them, reduces training costs by avoiding redundant multi-task training, and provides flexibility to add new capabilities without retraining from scratch. The minimal performance degradation achieved by the best approaches (< 2.1% on average) validates both strategies as viable paths to multi-talented code models, with the optimal choice determined primarily by the available model scale rather than task characteristics or performance requirements.

6 Conclusions

In this paper, we have investigated best practices for obtaining “small” yet high-performing, multi-task code LLMs. Through detailed comparative assessment of data mixing and model merging techniques for two families of models across multiple parameters’ scales, we have observed that combining training datasets is preferred for smaller models, while model merging is better suited for larger ones. We introduced a thorough weights differential analysis as an alternative perspective to analyze SFT, data mixing, and model merging strategies, leading to insights that can correlate with but are also complementary to performance-based examination. We have observed that, even with the same training data and hyperparameters, the patterns of model weights changes significantly across model families and scales.

Several directions remain open. First, we will extend our study beyond two tasks to a broader multi-task suite and multiple programming languages, and further sweep data mixture ratios to better characterize where the strategy can crossover. Second, we plan to go beyond evaluating existing merging methods by exploring new merging strategies that adapt to how different downstream

tasks modify the model. Finally, we will investigate theoretical links between correlation and merging success.

Acknowledgments

This work was supported by IBM through the IBM-Rensselaer Future of Computing Research Collaboration. The Authors acknowledge the National Artificial Intelligence Research Resource (NAIRR) Pilot and Red Hat Research, the Mass Open Cloud (MOC), and IBM Research for contributing to this research result.

References

- [1] Arash Ahmadian, Seraphina Goldfarb-Tarrant, Beyza Ermis, et al. 2024. Mix data or merge models? optimizing for diverse multi-task learning. *arXiv preprint arXiv:2410.10801*.
- [2] Takuya Akiba, Makoto Shing, Yujin Tang, Qi Sun, and David Ha. 2025. Evolutionary optimization of model merging recipes. *Nature Machine Intelligence*, 7, 2, (Jan. 2025), 195–204. doi:10.1038/s42256-024-00975-8.
- [3] Jacob Austin, Augustus Odena, Maxwell Nye, et al. 2021. Program synthesis with large language models. (2021). <https://arxiv.org/abs/2108.07732> arXiv: 2108.07732 [cs.PL].
- [4] Satyanjeev Banerjee and Alon Lavie. 2005. Meteor: an automatic metric for mt evaluation with improved correlation with human judgments. In *Proceedings of the acl workshop on intrinsic and extrinsic evaluation measures for machine translation and/or summarization*, 65–72.
- [5] Peter Belcak, Greg Heinrich, Shizhe Diao, Yonggan Fu, Xin Dong, Saurav Muralidharan, Yingyan Celine Lin, and Pavlo Molchanov. 2025. Small language models are the future of agentic ai. (2025). <https://arxiv.org/abs/2506.02153> arXiv: 2506.02153 [cs.AI].
- [6] Jacob Benesty, Jingdong Chen, Yiteng Huang, and Israel Cohen. 2009. Pearson correlation coefficient. In *Noise Reduction in Speech Processing*. Springer Topics in Signal Processing. Vol. 2. Springer Berlin Heidelberg, Berlin, Heidelberg, 1–4. doi:10.1007/978-3-642-00296-0_5.
- [7] Mark Chen, Jerry Tworek, Heewoo Jun, et al. 2021. Evaluating large language models trained on code. (2021). arXiv: 2107.03374 [cs.LG].
- [8] Pala Tej Deep, Rishabh Bhardwaj, and Soujanya Poria. 2024. Della-merging: reducing interference in model merging through magnitude-based sampling. (2024). <https://arxiv.org/abs/2406.11617> arXiv: 2406.11617 [cs.CL].
- [9] Meghdad Dehghan, Jie JW Wu, Fatemeh H. Fard, and Ali Ouni. 2025. Merge-repair: an exploratory study on merging task-specific adapters in code llms for automated program repair. (2025). <https://arxiv.org/abs/2408.09568> arXiv: 2408.09568 [cs.SE].
- [10] Yifeng Ding, Jiawei Liu, Yuxiang Wei, Terry Yue Zhuo, and Lingming Zhang. 2024. Xft: unlocking the power of code instruction tuning by simply merging upcycled mixture-of-experts. (2024). <https://arxiv.org/abs/2404.15247> arXiv: 2404.15247 [cs.CL].
- [11] Jonas Dixon. 2025. *Merging Large Language Models for Enhanced Code Generation : A Comparative Study of Model Merging Techniques Across Programming Languages*. Master’s thesis. Uppsala University, Department of Information Technology, Uppsala University, Department of Information Technology, 65.
- [12] Charles Goddard, Shamane Siriwardhana, Malikeh Ehghaghi, et al. 2025. Arcee’s mergekit: a toolkit for merging large language models. (2025). <https://arxiv.org/abs/2403.13257> arXiv: 2403.13257 [cs.CL].
- [13] Jiawei Gu and et al. 2024. Cmr scaling law: predicting critical mixture ratios for continual pre-training of language models. In *EMNLP*. <https://aclanthology.org/2024.emnlp-main.903.pdf>.
- [14] Daya Guo et al. 2024. Deepseek-coder: when the large language model meets programming—the rise of code intelligence. *arXiv preprint arXiv:2401.14196*.
- [15] Rajarshi Halder and Julia Hockenmaier. 2024. Analyzing the performance of large language models on code summarization. *arXiv preprint arXiv:2404.08018*.

- [16] Yifei He, Siqi Zeng, Yuzheng Hu, et al. 2025. Mergebench: a benchmark for merging domain-specialized llms. (2025). <https://arxiv.org/abs/2505.10833> [cs. LG].
- [17] Soneya Binta Hossain, Nan Jiang, Qiang Zhou, Xiaopeng Li, Wen-Hao Chiang, Yingjun Lyu, Hoan Nguyen, and Omer Tripp. 2024. A deep dive into large language models for automated bug localization and repair. (2024). <https://arxiv.org/abs/2404.11595> arXiv: 2404.11595 [cs. SE].
- [18] Xinyi Hou et al. 2024. Large language models for software engineering: a systematic literature review. (2024). <https://arxiv.org/abs/2308.10620> arXiv: 2308.10620 [cs. SE].
- [19] Yedi Hu, Yunzhi Yao, Shumin Deng, HuaJun Chen, and Ningyu Zhang. 2024. Exploring model kinship for merging large language models. *arXiv preprint arXiv:2410.12613*.
- [20] Binyuan Hui, Jian Yang, Zeyu Cui, et al. 2024. Qwen2. 5-coder technical report. *arXiv preprint arXiv:2409.12186*.
- [21] Nam Huynh and Beiyu Lin. 2025. A survey on large language models for code generation. <https://arxiv.org/html/2406.00515v2> arXiv: 2503.01245 [cs. SE].
- [22] Gabriel Ilharco, Marco Tulio Ribeiro, Mitchell Wortsman, Suchin Gururangan, Ludwig Schmidt, Hannaneh Hajishirzi, and Ali Farhadi. 2022. Editing models with task arithmetic. *arXiv preprint arXiv:2212.04089*.
- [23] Young Kyun Jang, Dat Huynh, Ashish Shah, Wen-Kai Chen, and Ser-Nam Lim. 2024. Spherical linear interpolation and text-anchoring for zero-shot composed image retrieval. (2024). <https://arxiv.org/abs/2405.00571> arXiv: 2405.00571 [cs. CV].
- [24] Juyong Jiang, Fan Wang, Jiasi Shen, Sungju Kim, and Sunghun Kim. 2024. A survey on large language models for code generation. *arXiv preprint arXiv:2406.00515*.
- [25] Carlos E. Jimenez, John Yang, Alexander Wettig, Shunyu Yao, Kexin Pei, Ofir Press, and Karthik Narasimhan. 2024. Swe-bench: can language models resolve real-world github issues? (2024). <https://arxiv.org/abs/2310.06770> arXiv: 2310.06770 [cs. CL].
- [26] Hongkang Li, Yihua Zhang, Shuai Zhang, Meng Wang, Sijia Liu, and Pin-Yu Chen. 2025. When is task vector provably effective for model editing? a generalization analysis of nonlinear transformers. *arXiv preprint arXiv:2504.10957*.
- [27] Yuan Li, Zhengzhong Liu, and Eric P Xing. [n. d.] Data mixing optimization for supervised fine-tuning of large language models. In *Forty-second International Conference on Machine Learning*.
- [28] Chin-Yew Lin. 2004. Rouge: a package for automatic evaluation of summaries. In *Text summarization branches out*, 74–81.
- [29] Bingchang Liu et al. 2024. Mftcoder: boosting code llms with multitask fine-tuning. In *Proceedings of the 30th ACM SIGKDD Conference on Knowledge Discovery and Data Mining*, 5430–5441.
- [30] Jiawei Liu, Chunqiu Steven Xia, Yuyao Wang, et al. 2023. Is your code generated by chatGPT really correct? rigorous evaluation of large language models for code generation. In *Thirty-seventh Conference on Neural Information Processing Systems*. <https://openreview.net/forum?id=1qv6x610Cu7>.
- [31] Shuai Lu, Daya Guo, Shuo Ren, et al. 2021. CodeXGLUE: a machine learning benchmark dataset for code understanding and generation. In *Thirty-fifth Conference on Neural Information Processing Systems Datasets and Benchmarks Track (Round 1)*. <https://openreview.net/forum?id=6lE4dQXaUcb>.
- [32] Mayank Mishra, Matt Stallone, Gaoyuan Zhang, et al. 2024. Granite code models: a family of open foundation models for code intelligence. (2024). <https://arxiv.org/abs/2405.04324> arXiv: 2405.04324 [cs. AI].
- [33] MistralAI. 2025. Devstral. (2025). <https://mistral.ai/news/devstral>.
- [34] Rangeet Pan, Myeongsoo Kim, Rahul Krishna, Raju Pavuluri, and Saurabh Sinha. 2025. Aster: natural and multi-language unit test generation with llms. (2025). <https://arxiv.org/abs/2409.03093> arXiv: 2409.03093 [cs. SE].
- [35] Kishore Papineni, Salim Roukos, Todd Ward, and Wei-Jing Zhu. 2002. Bleu: a method for automatic evaluation of machine translation. In *Proceedings of the 40th annual meeting of the Association for Computational Linguistics*, 311–318.
- [36] Maja Popović. 2017. ChrF++: words helping character n-grams. In *Proceedings of the second conference on machine translation*, 612–618.
- [37] Colin Raffel, Noam Shazeer, Adam Roberts, Katherine Lee, Sharan Narang, Michael Matena, Yanqi Zhou, Wei Li, and Peter J Liu. 2020. Exploring the limits of transfer learning with a unified text-to-text transformer. *Journal of machine learning research*, 21, 140, 1–67.
- [38] Baptiste Rozière, Jonas Gehring, Fabian Gloeckle, et al. 2024. Code llama: open foundation models for code. (2024). <https://arxiv.org/abs/2308.12950> arXiv: 2308.12950 [cs. CL].
- [39] Agnia Sergeyuk, Yaroslav Golubev, Timofey Bryksin, and Iftekhar Ahmed. 2025. Using ai-based coding assistants in practice: state of affairs, perceptions, and ways forward. *Information and Software Technology*, 178, 107610.
- [40] Weizhou Shen, Chenliang Li, Hongzhan Chen, Ming Yan, Xiaojun Qian, Hehong Chen, Ji Zhang, and Fei Huang. 2024. Small llms are weak tool learners: a multi-llm agent. (2024). <https://arxiv.org/abs/2401.07324> arXiv: 2401.07324 [cs. AI].
- [41] Mustafa Shukor, Louis Bethune, Dan Busbridge, David Grangier, Enrico Fini, Alaeldin El-Nouby, and Pierre Ablin. 2025. Scaling laws for optimal data mixtures. (2025). <https://arxiv.org/abs/2507.09404> arXiv: 2507.09404 [cs. LG].
- [42] Japinder Singh, Pritam Gundecha, and Gordana Nesković. 2024. Fine-tuning small language models to optimize code review accuracy. NVIDIA Developer Blog (Technical Blog, NVIDIA Chat Labs series). NVIDIA. (Dec. 2024). <https://developer.nvidia.com/blog/fine-tuning-small-language-models-to-optimize-code-review-accuracy>.
- [43] Weisong Sun, Yun Miao, Yuekang Li, Hongyu Zhang, Chunrong Fang, Yi Liu, Gelei Deng, Yang Liu, and Zhenyu Chen. 2024. Source code summarization in the era of large language models. *arXiv preprint arXiv:2407.07959*.
- [44] CodeGemma Team, Heri Zhao, Jeffrey Hui, et al. 2024. Codegemma: open code models based on gemma. (2024). <https://arxiv.org/abs/2406.11409> arXiv: 2406.11409 [cs. CL].
- [45] Qwen Team. 2024. Qwen2 technical report. *arXiv preprint arXiv:2407.10671*.
- [46] Antonio Vitale, Antonio Mastropaolo, Rocco Oliveto, et al. 2025. Optimizing datasets for code summarization: is code-comment coherence enough? (2025). <https://arxiv.org/abs/2502.07611> arXiv: 2502.07611 [cs. SE].
- [47] Jason Wei, Xuezhi Wang, Dale Schuurmans, Maarten Bosma, Fei Xia, Ed Chi, Quoc V Le, Denny Zhou, et al. 2022. Chain-of-thought prompting elicits reasoning in large language models. *Advances in neural information processing systems*, 35, 24824–24837.
- [48] Mitchell Wortsman, Gabriel Ilharco, Samir Yitzhak Gadre, et al. 2022. Model soups: averaging weights of multiple fine-tuned models improves accuracy without increasing inference time. (2022). <https://arxiv.org/abs/2203.05482> arXiv: 2203.05482 [cs. LG].
- [49] Zhangchen Xu, Yang Liu, Yueqin Yin, et al. 2025. Kodcode: a diverse, challenging, and verifiable synthetic dataset for coding. (2025). <https://arxiv.org/abs/2503.02951> [cs. LG].
- [50] Prateek Yadav, Derek Tam, Leshem Choshen, et al. 2023. Ties-merging: resolving interference when merging models. (2023). <https://arxiv.org/abs/2306.01708> arXiv: 2306.01708 [cs. LG].
- [51] Enneng Yang, Li Shen, Guibing Guo, et al. 2024. Model merging in llms, mllms, and beyond: methods, theories, applications and opportunities. (2024). <https://arxiv.org/abs/2408.07666> arXiv: 2408.07666 [cs. LG].
- [52] Greg Yang et al. 2022. Tensor programs v: tuning large neural networks via zero-shot hyperparameter transfer. (2022). <https://arxiv.org/abs/2203.03466> [cs. LG].
- [53] Jian Yang et al. 2025. Scaling laws for code: every programming language matters. *arXiv preprint arXiv:2512.13472*.
- [54] Jiasheng Ye, Peiju Liu, Tianxiang Sun, Jun Zhan, Yunhua Zhou, and Xipeng Qiu. 2025. Data mixing laws: optimizing data mixtures by predicting language modeling performance. In *The Thirteenth International Conference on Learning Representations*. <https://openreview.net/forum?id=jjCB27TMK3>.
- [55] Haneul Yoo, Cheonbok Park, Sangdo Yun, Alice Oh, and Hwaran Lee. 2025. Code-switching curriculum learning for multilingual transfer in llms. In *Findings of the Association for Computational Linguistics: ACL 2025*, 7816–7836. <https://aclanthology.org/2025.findings-acl407/>.
- [56] Le Yu, Bowen Yu, Haiyang Yu, et al. 2024. Language models are super mario: absorbing abilities from homologous models as a free lunch. (2024). <https://arxiv.org/abs/2311.03099> arXiv: 2311.03099 [cs. CL].
- [57] Yakun Zhang, Wenjie Zhang, Dezhi Ran, et al. 2024. Learning-based widget matching for migrating gui test cases. In *Proceedings of the IEEE/ACM 46th International Conference on Software Engineering (ICSE '24)*. ACM, (Feb. 2024), 1–13. doi:10.1145/3597503.3623322.
- [58] Ziyin Zhang, Chaoyu Chen, Bingchang Liu, Cong Liao, Zi Gong, Hang Yu, Jianguo Li, and Rui Wang. 2024. Unifying the perspectives of NLP and software engineering: a survey on language models for code. *Transactions on Machine Learning Research*. <https://openreview.net/forum?id=hkNnGqZnpa>.
- [59] Yaowei Zheng, Richong Zhang, Junhao Zhang, Yanhan Ye, Zheyuan Luo, Zhangchi Feng, and Yongqiang Ma. 2024. Llamafactory: unified efficient fine-tuning of 100+ language models. In *Proceedings of the 62nd Annual Meeting of the Association for Computational Linguistics (Volume 3: System Demonstrations)*. Association for Computational Linguistics, Bangkok, Thailand. <http://arxiv.org/abs/2403.13372>.
- [60] Xin Zhou, Sicong Cao, Xiaobing Sun, and David Lo. 2025. Large language model for vulnerability detection and repair: literature review and the road ahead. *ACM Transactions on Software Engineering and Methodology*, 34, 5, 1–31.
- [61] Yuhang Zhou, Giannis Karamanolakis, Victor Soto, Anna Rumshisky, Mayank Kulkarni, Furong Huang, Wei Ai, and Jianhua Lu. 2025. MergeMe: model merging techniques for homogeneous and heterogeneous moes. (2025). <https://arxiv.org/abs/2502.00997> arXiv: 2502.00997 [cs. CL].
- [62] Yuyan Zhou, Liang Song, Bingning Wang, and Weipeng Chen. 2024. MetaGPT: merging large language models using model exclusive task arithmetic. In *Proceedings of the 2024 Conference on Empirical Methods in Natural Language Processing*. Yaser Al-Onaizan, Mohit Bansal, and Yun-Nung Chen, (Eds.) Association for Computational Linguistics, (Nov. 2024), 1711–1724.

A Model Merging Ablation Studies

In this Section we report the ablation studies of the following hyperparameters for the four model merging strategies that we investigated in our experiments:

- Linear: parameter *weight* in the range
[0.1, 0.2, 0.3, 0.4, 0.5, 0.6, 0.7, 0.8, 0.9]
- TIES:
- DARE:
- DELLA:

Additional Boxplot Figures

The parameter deviation patterns in Fig 4 reveal fundamental differences in how various training strategies affect model weights across architectures and scales. Data-mixture SFT consistently exhibits the widest spread of deviations, with substantial outliers and high variance, suggesting that simultaneous multi-task learning creates conflicting optimization pressures that result in more dramatic and heterogeneous parameter changes across layers. The merging approaches demonstrate remarkably tight distributions with minimal outliers, indicating that these post-hoc strategies preserve the original parameter structure while achieving multi-task functionality through careful interpolation rather than extensive re-training. Notably, the variance patterns differ significantly between model scales: larger 7B models show more pronounced differences between approaches, with cleaner separation between SFT and merging distributions, while smaller models exhibit more overlap. The CodeSum SFT distributions are particularly revealing—their extremely low variance and absence of outliers suggest that code summarization leverages existing representational capabilities with minimal architectural disruption, contrasting sharply with CodeGen SFT which shows moderate but consistent deviations.

B Ablation Study of Merge Weights

This comprehensive ablation study examined model merging strategies across four code language model architectures and weight ratio in the range [0.1, 0.2, 0.3, 0.4, 0.5, 0.6, 0.7, 0.8, 0.9], revealing key insights about weight optimization, architectural dependencies, and multi-task performance trade-offs. All results are summarized in Tables 5, 6, 7, and 8.

B.1 Weight Ratio and Architectural Dependencies

The optimal weight configurations showed clear architectural biases. Qwen2.5-Coder models consistently performed best with 0.2/0.8 weight ratios favoring code summarization across multiple merging strategies, suggesting these models benefit from emphasizing summarization tasks that provide transferable semantic

understanding. DeepSeek Coder models demonstrated more balanced preferences, with the 1.3B variant optimal at 0.3/0.7 ratios and the 7B model showing strategy-dependent variations. This indicates Qwen models have structural biases toward summarization-heavy merging, while DeepSeek models achieve better task balance through uniform weight distributions.

B.2 Scale-Dependent and Parameter Efficiency

Performance improvements scaled non-linearly with model size, revealing critical insights about parameter capacity in multi-task scenarios. Smaller models (1.3B-1.5B) suffered larger performance degradations (-2.75% to -18.66%) across all strategies, suggesting limited parameters constrain dual-task competency through post-hoc merging. Larger 7B models preserved performance much better, with DARE achieving near-baseline results (-0.21%) on DeepSeek Coder 7B and DELLA reaching -2.07% on Qwen2.5-Coder 7B. This scale-dependent behavior indicates successful merging requires sufficient parameter redundancy to accommodate multiple specializations without catastrophic interference.

B.3 Strategy Characteristics and Task Asymmetries

Each strategy exhibited distinct behavioral signatures. DELLA consistently achieved superior overall performance on larger models through adaptive parameter selection, while DARE demonstrated remarkable stability with balanced weight ratios by preserving critical parameters from both tasks. TIES showed moderate consistency with generation-heavy preferences, and Linear merging provided reliable but generally inferior baselines. Performance patterns revealed fundamental asymmetries between tasks: code generation metrics degraded gracefully under merging due to the task’s structured nature, while summarization metrics showed more dramatic sensitivity to parameter configurations. The consistent success of summarization-heavy weight ratios suggests semantic understanding from summarization provides transferable benefits to generation tasks, positioning summarization as a fundamental capability for multi-task code understanding.

C Additional Results for Qwen2.5 coder 14B model

To further validate our conclusion, we conducted additional experiments on the Qwen2.5-Coder 14B model, comparing the DARE merging method against data-mixture SFT. The DARE merging was performed with weight ratio 0.3/0.7 (code generation/summarization) and density 0.5/0.5 for both tasks. As shown in Table 9, the results demonstrate that model merging can achieve competitive or even better performance with significantly reduced training costs.

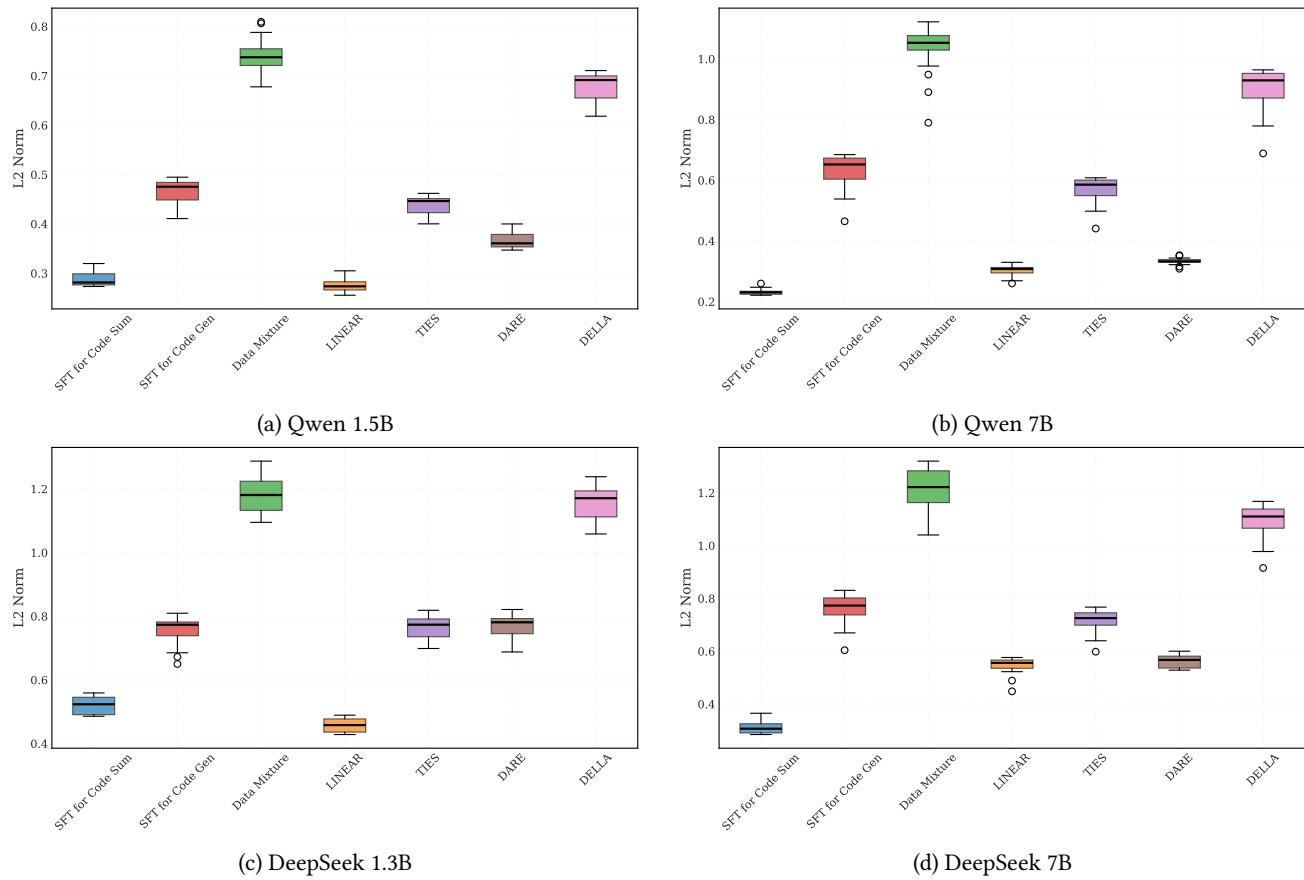


Figure 4: Layer-wise L2 norm weight differences from base models across fine-tuning and merging approaches. Each boxplot shows parameter deviations aggregated across transformer layers for Qwen and DeepSeek models. Three supervised fine-tuning (SFT) variants are compared: CodeGen (code generation), CodeSum (code summarization), and Data-Mixture, alongside four merging strategies: Linear, TIES, DARE, and DELLA. Data-mixture SFT produces the largest weight shifts, while merged models exhibit substantially smaller deviations. Code summarization SFT shows minimal parameter changes, particularly in 7B models, suggesting this task requires fewer weight modifications from the base model.

Task Dataset Metric	Weight	Code Generation				Code Summarization				AVG % wrt SFT
		HumanEval pass@1 ↑	HumanEval+ pass@1 ↑	MBPP pass@1 ↑	MBPP+ pass@1 ↑	BLEU-4↓	CodeXGLUE chrF++↑	Code-to-text ROUGE-L↑	METEOR ↑	
Qwen2.5-Coder 1.5B										
SFT-CodeGen/Sum	-	0.756(0%)	0.707(0%)	0.759(0%)	0.656(0%)	0.0495(0%)	0.3213(0%)	0.3279(0%)	0.3091(0%)	0.00%
Linear	0.1/0.9	0.707(-6.48%)	0.665(-5.94%)	0.757(-0.26%)	0.659(+0.46%)	0.0303(-38.79%)	0.252(-21.57%)	0.2637(-19.58%)	0.2294(-25.78%)	-14.74%
	0.2/0.8	0.622(-17.72%)	0.573(-18.95%)	0.722(-4.87%)	0.632(-3.66%)	0.0451(-8.89%)	0.317(-1.34%)	0.3203(-2.32%)	0.3046(-1.46%)	-7.40%
	0.3/0.7	0.671(-11.24%)	0.598(-15.42%)	0.749(-1.32%)	0.651(-0.76%)	0.0434(-12.32%)	0.306(-4.76%)	0.3086(-5.89%)	0.2912(-5.79%)	-7.19%
	0.4/0.6	0.671(-11.24%)	0.616(-12.87%)	0.762(+0.40%)	0.664(+1.22%)	0.0383(-22.63%)	0.2836(-11.73%)	0.2883(-12.08%)	0.2662(-13.88%)	-10.35%
	0.5/0.5	0.707(-6.48%)	0.665(-5.94%)	0.757(-0.26%)	0.659(+0.46%)	0.0303(-38.79%)	0.252(-21.57%)	0.2636(-19.61%)	0.2294(-25.78%)	-14.75%
	0.6/0.4	0.738(-2.38%)	0.652(-7.78%)	0.77(+1.45%)	0.669(+1.98%)	0.0223(-54.95%)	0.2336(-27.30%)	0.2301(-29.83%)	0.1993(-35.52%)	-19.29%
	0.7/0.3	0.72(-4.76%)	0.671(-5.09%)	0.775(+2.11%)	0.667(+1.68%)	0.012(-75.76%)	0.2068(-35.64%)	0.1863(-43.18%)	0.1488(-51.86%)	-26.56%
	0.8/0.2	0.713(-5.69%)	0.677(-4.24%)	0.77(+1.45%)	0.667(+1.68%)	0.0056(-88.69%)	0.1998(-37.82%)	0.1542(-52.97%)	0.1223(-60.43%)	-30.84%
	0.9/0.1	0.726(-3.97%)	0.689(-2.55%)	0.772(+1.71%)	0.664(+1.22%)	0.0025(-94.95%)	0.1935(-39.78%)	0.1365(-58.37%)	0.1091(-64.70%)	-32.67%
TIES	0.1/0.9	0.646(-14.55%)	0.585(-17.26%)	0.757(-0.26%)	0.653(-0.46%)	0.0113(-77.17%)	0.2211(-31.19%)	0.1742(-46.87%)	0.1579(-48.92%)	-29.58%
	0.2/0.8	0.659(-12.83%)	0.591(-16.41%)	0.738(-2.77%)	0.63(-3.96%)	0.0432(-12.73%)	0.3177(-1.12%)	0.3114(-5.03%)	0.3059(-1.04%)	-6.99%
	0.3/0.7	0.652(-13.76%)	0.591(-16.41%)	0.754(-0.66%)	0.635(-3.20%)	0.0372(-24.85%)	0.3024(-5.88%)	0.2894(-11.74%)	0.2883(-6.73%)	-10.40%
	0.4/0.6	0.646(-14.55%)	0.598(-15.42%)	0.751(-1.05%)	0.635(-3.20%)	0.0199(-59.80%)	0.2461(-23.40%)	0.212(-35.35%)	0.2049(-33.71%)	-23.31%
	0.5/0.5	0.646(-14.55%)	0.585(-17.26%)	0.757(-0.26%)	0.653(-0.46%)	0.0113(-77.17%)	0.2211(-31.19%)	0.1741(-46.90%)	0.1579(-48.92%)	-29.59%
	0.6/0.4	0.671(-11.24%)	0.622(-12.02%)	0.762(+0.40%)	0.667(+1.68%)	0.0098(-80.20%)	0.2137(-33.49%)	0.1643(-49.89%)	0.1475(-52.28%)	-29.63%
	0.7/0.3	0.677(-10.45%)	0.634(-10.33%)	0.767(+1.05%)	0.667(+1.68%)	0.0082(-83.43%)	0.209(-34.95%)	0.1579(-51.85%)	0.1415(-54.22%)	-30.31%
	0.8/0.2	0.683(-9.66%)	0.64(-9.48%)	0.759(0.00%)	0.664(+1.22%)	0.008(-83.84%)	0.2089(-34.98%)	0.1564(-52.30%)	0.1412(-54.32%)	-30.42%
	0.9/0.1	0.683(-9.66%)	0.64(-9.48%)	0.762(+0.40%)	0.667(+1.68%)	0.0079(-84.04%)	0.2088(-35.01%)	0.1552(-52.67%)	0.1415(-54.22%)	-30.38%
DARE	0.1/0.9	0.732(-3.17%)	0.665(-5.94%)	0.735(-3.16%)	0.653(-0.46%)	0.0161(-67.47%)	0.2718(-15.41%)	0.2128(-35.10%)	0.2421(-21.68%)	-19.05%
	0.2/0.8	0.616(-18.52%)	0.567(-19.80%)	0.725(-4.48%)	0.638(-2.74%)	0.0468(-5.45%)	0.3157(-1.74%)	0.3205(-2.26%)	0.3033(-1.88%)	-7.11%
	0.3/0.7	0.665(-12.04%)	0.585(-17.26%)	0.754(-0.66%)	0.659(+0.46%)	0.0427(-13.74%)	0.3035(-5.54%)	0.3067(-6.47%)	0.2885(-6.66%)	-7.74%
	0.4/0.6	0.689(-8.86%)	0.634(-10.33%)	0.759(0.00%)	0.664(+1.22%)	0.0365(-26.26%)	0.2757(-14.19%)	0.2843(-13.30%)	0.2576(-16.66%)	-11.05%
	0.5/0.5	0.707(-6.48%)	0.659(-6.79%)	0.754(-0.66%)	0.664(+1.22%)	0.0306(-38.18%)	0.2515(-21.72%)	0.263(-19.79%)	0.2291(-25.88%)	-14.79%
	0.6/0.4	0.713(-5.69%)	0.646(-8.63%)	0.77(+1.45%)	0.669(+1.98%)	0.0226(-54.34%)	0.2331(-27.45%)	0.2336(-28.76%)	0.2004(-35.17%)	-19.58%
	0.7/0.3	0.707(-6.48%)	0.652(-7.78%)	0.77(+1.45%)	0.669(+1.98%)	0.0135(-72.73%)	0.2099(-34.67%)	0.1941(-40.81%)	0.1567(-49.30%)	-26.04%
	0.8/0.2	0.707(-6.48%)	0.671(-5.09%)	0.77(+1.45%)	0.661(+0.76%)	0.005(-89.90%)	0.1975(-38.53%)	0.1516(-53.77%)	0.1193(-61.40%)	-31.62%
	0.9/0.1	0.726(-3.97%)	0.689(-2.55%)	0.78(+2.77%)	0.667(+1.68%)	0.0023(-95.35%)	0.1927(-40.02%)	0.1345(-58.98%)	0.1078(-65.12%)	-32.69%
DELLA	0.1/0.9	0.591(-21.83%)	0.549(-22.35%)	0.733(-3.43%)	0.638(-2.74%)	0.0056(-88.69%)	0.2023(-37.04%)	0.1456(-55.60%)	0.1302(-57.88%)	-36.19%
	0.2/0.8	0.561(-25.79%)	0.518(-26.73%)	0.714(-5.93%)	0.611(-6.86%)	0.0297(-40.00%)	0.2843(-11.52%)	0.2684(-18.15%)	0.265(-14.27%)	-18.66%
	0.3/0.7	0.573(-24.21%)	0.524(-25.88%)	0.712(-6.19%)	0.622(-5.18%)	0.0183(-63.03%)	0.2422(-24.62%)	0.2041(-37.76%)	0.2033(-34.23%)	-27.64%
	0.4/0.6	0.573(-24.21%)	0.518(-26.73%)	0.722(-4.87%)	0.622(-5.18%)	0.0071(-85.66%)	0.2066(-35.70%)	0.1527(-53.43%)	0.1373(-55.58%)	-36.42%
	0.5/0.5	0.634(-16.14%)	0.598(-15.42%)	0.722(-4.87%)	0.622(-5.18%)	0.0052(-89.49%)	0.2002(-37.69%)	0.1423(-56.60%)	0.1284(-58.46%)	-35.48%
	0.6/0.4	0.646(-14.55%)	0.598(-15.42%)	0.746(-1.71%)	0.643(-1.98%)	0.0056(-88.69%)	0.2011(-37.41%)	0.1426(-56.51%)	0.1308(-57.68%)	-34.24%
	0.7/0.3	0.671(-11.24%)	0.628(-11.17%)	0.746(-1.71%)	0.632(-3.66%)	0.0044(-91.11%)	0.1969(-38.72%)	0.1379(-57.94%)	0.1231(-60.17%)	-34.47%
	0.8/0.2	0.646(-14.55%)	0.604(-14.57%)	0.746(-1.71%)	0.638(-2.74%)	0.005(-89.90%)	0.1977(-38.47%)	0.1382(-57.85%)	0.1255(-59.40%)	-34.90%
	0.9/0.1	0.665(-12.04%)	0.622(-12.02%)	0.749(-1.32%)	0.653(-0.46%)	0.0041(-91.72%)	0.1954(-39.18%)	0.1353(-58.74%)	0.1206(-60.98%)	-34.56%

Table 5: Qwen2.5-Coder 1.5B ablation study results showing performance across different merging strategies (Linear, TIES, DARE, DELLA) with varying weight ratios. Each row represents a different CodeGen/CodeSum weight combination, with performance metrics for code generation tasks (HumanEval, HumanEval+, MBPP, MBPP+) and code summarization tasks (CodeXGLUE). Percentage changes are relative to the SFT baseline. The rightmost column shows the average percentage change across all metrics.

Task		Code Generation				Code Summarization				
Dataset	Weight	HumanEval pass@1 ↑	HumanEval+ pass@1 ↑	MBPP pass@1 ↑	MBPP+ pass@1 ↑	CodeXGLUE Code-to-text chrF++↑ ROUGE-L↑ METEOR ↑				
Metric						BLEU-4↑				AVG % wrt SFT
Qwen2.5-Coder 7B										
SFT-CodeGen/Sum	-	0.909(0%)	0.866(0%)	0.874(0%)	0.741(0%)	0.0635(0%)	0.3356(0%)	0.3436(0%)	0.3243(0%)	0.00%
Linear	0.1/0.9	0.866(-4.73%)	0.817(-5.66%)	0.854(-2.73%)	0.735(-1.08%)	0.0496(-21.89%)	0.2936(-12.51%)	0.3172(-7.95%)	0.2735(-16.08%)	-9.08%
	0.2/0.8	0.811(-10.78%)	0.762(-12.01%)	0.815(-7.18%)	0.704(-5.25%)	0.0613(-3.46%)	0.3339(-0.51%)	0.3452(+0.17%)	0.3231(-0.86%)	-4.98%
	0.3/0.7	0.835(-8.14%)	0.787(-9.12%)	0.841(-4.21%)	0.712(-4.17%)	0.0601(-5.35%)	0.3298(-1.73%)	0.3419(-0.78%)	0.3175(-2.58%)	-4.51%
	0.4/0.6	0.866(-4.73%)	0.811(-6.35%)	0.839(-4.44%)	0.709(-4.58%)	0.0558(-12.13%)	0.317(-5.54%)	0.3326(-3.48%)	0.3015(-7.49%)	-6.09%
	0.5/0.5	0.866(-4.73%)	0.817(-5.66%)	0.854(-2.73%)	0.735(-1.08%)	0.0496(-21.89%)	0.2936(-12.51%)	0.3171(-7.98%)	0.2735(-16.08%)	-9.08%
	0.6/0.4	0.878(-3.41%)	0.817(-5.66%)	0.849(-3.30%)	0.72(-3.10%)	0.0414(-34.80%)	0.2759(-17.79%)	0.3025(-12.22%)	0.2525(-22.52%)	-12.85%
	0.7/0.3	0.896(-1.43%)	0.848(-2.08%)	0.857(-2.39%)	0.735(-1.08%)	0.0343(-45.98%)	0.2784(-17.04%)	0.291(-15.55%)	0.253(-22.37%)	-13.49%
	0.8/0.2	0.909(0.00%)	0.86(-0.69%)	0.873(-0.57%)	0.738(-0.67%)	0.0321(-49.45%)	0.3139(-6.47%)	0.287(-16.72%)	0.2978(-8.62%)	-10.40%
	0.9/0.1	0.909(0.00%)	0.848(-2.08%)	0.868(-1.14%)	0.733(-1.35%)	0.0316(-50.24%)	0.3351(-0.15%)	0.2822(-18.11%)	0.329(+0.95%)	-9.01%
TIES	0.1/0.9	0.921(+1.32%)	0.866(0.00%)	0.87(-0.91%)	0.728(-2.02%)	0.0501(-21.10%)	0.3067(-8.61%)	0.3192(-7.37%)	0.2879(-11.66%)	-6.29%
	0.2/0.8	0.823(-9.46%)	0.787(-9.12%)	0.847(-3.53%)	0.72(-3.10%)	0.0609(-4.09%)	0.336(+0.12%)	0.3465(+0.55%)	0.3258(-0.03%)	-3.58%
	0.3/0.7	0.866(-4.73%)	0.811(-6.35%)	0.862(-1.82%)	0.728(-2.02%)	0.0593(-6.61%)	0.3333(-0.69%)	0.3428(-0.52%)	0.3215(-1.35%)	-3.01%
	0.4/0.6	0.921(+1.32%)	0.86(-0.69%)	0.873(-0.57%)	0.735(-1.08%)	0.0533(-16.06%)	0.3127(-6.82%)	0.3269(-5.14%)	0.2953(-9.39%)	-4.80%
	0.5/0.5	0.921(+1.32%)	0.866(0.00%)	0.87(-0.91%)	0.728(-2.02%)	0.0501(-21.10%)	0.3067(-8.61%)	0.3193(-7.34%)	0.2879(-11.66%)	-6.29%
	0.6/0.4	0.921(+1.32%)	0.866(0.00%)	0.862(-1.82%)	0.725(-2.42%)	0.0487(-23.31%)	0.3088(-7.99%)	0.3175(-7.86%)	0.2902(-10.95%)	-6.63%
	0.7/0.3	0.921(+1.32%)	0.866(0.00%)	0.862(-1.82%)	0.728(-2.02%)	0.0498(-21.57%)	0.312(-7.03%)	0.3201(-7.11%)	0.294(-9.79%)	-6.00%
	0.8/0.2	0.927(+1.98%)	0.866(0.00%)	0.86(-2.05%)	0.733(-1.35%)	0.0518(-18.43%)	0.3181(-5.21%)	0.3251(-5.66%)	0.3017(-7.43%)	-4.77%
	0.9/0.1	0.921(+1.32%)	0.86(-0.69%)	0.86(-2.05%)	0.73(-1.75%)	0.0536(-15.59%)	0.3234(-3.64%)	0.3285(-4.67%)	0.3084(-5.37%)	-4.06%
DARE	0.1/0.9	0.915(+0.66%)	0.848(-2.08%)	0.881(+0.34%)	0.746(+0.40%)	0.0317(-50.08%)	0.3089(-7.96%)	0.2856(-17.12%)	0.2913(-10.62%)	-10.81%
	0.2/0.8	0.829(-8.80%)	0.78(-9.93%)	0.815(-7.18%)	0.704(-5.25%)	0.0614(-3.31%)	0.334(-0.48%)	0.3459(+0.38%)	0.3235(-0.74%)	-4.41%
	0.3/0.7	0.841(-7.48%)	0.799(-7.74%)	0.844(-3.87%)	0.722(-2.83%)	0.0579(-8.82%)	0.3243(-3.37%)	0.338(-1.92%)	0.3106(-4.69%)	-5.09%
	0.4/0.6	0.884(-2.75%)	0.829(-4.27%)	0.86(-2.05%)	0.72(-3.10%)	0.0538(-15.28%)	0.309(-7.93%)	0.3279(-4.85%)	0.2917(-10.49%)	-6.34%
	0.5/0.5	0.878(-3.41%)	0.829(-4.27%)	0.849(-3.30%)	0.725(-2.42%)	0.0496(-21.89%)	0.2942(-12.34%)	0.3175(-7.86%)	0.2741(-15.89%)	-8.92%
	0.6/0.4	0.902(-0.77%)	0.835(-3.58%)	0.854(-2.73%)	0.725(-2.42%)	0.0444(-30.08%)	0.2808(-16.33%)	0.3076(-10.74%)	0.2588(-20.59%)	-10.91%
	0.7/0.3	0.915(+0.66%)	0.854(-1.39%)	0.849(-3.30%)	0.73(-1.75%)	0.0383(-39.69%)	0.2779(-17.19%)	0.2979(-13.55%)	0.2538(-22.12%)	-12.29%
	0.8/0.2	0.915(+0.66%)	0.86(-0.69%)	0.886(+0.91%)	0.751(+1.08%)	0.0307(-51.65%)	0.3259(-2.89%)	0.2833(-17.79%)	0.3164(-2.92%)	-9.16%
	0.9/0.1	0.909(0.00%)	0.854(-1.39%)	0.873(-0.57%)	0.741(-0.27%)	0.0302(-52.44%)	0.3327(-0.86%)	0.2793(-18.95%)	0.3259(0.00%)	-9.31%
DELLA	0.1/0.9	0.896(-1.43%)	0.841(-2.89%)	0.857(-2.39%)	0.738(-0.67%)	0.0578(-8.98%)	0.3388(+0.95%)	0.3392(-1.57%)	0.327(+0.34%)	-2.08%
	0.2/0.8	0.866(-4.73%)	0.817(-5.66%)	0.847(-3.53%)	0.728(-2.02%)	0.059(-7.09%)	0.3338(-0.54%)	0.3456(+0.29%)	0.3231(-0.86%)	-3.02%
	0.3/0.7	0.86(-5.39%)	0.811(-6.35%)	0.852(-2.96%)	0.733(-1.35%)	0.0592(-6.77%)	0.3365(+0.27%)	0.3449(+0.09%)	0.326(+0.03%)	-2.80%
	0.4/0.6	0.878(-3.41%)	0.823(-4.97%)	0.849(-3.30%)	0.733(-1.35%)	0.059(-7.09%)	0.3396(+1.19%)	0.3444(-0.06%)	0.3292(+1.01%)	-2.25%
	0.5/0.5	0.902(-0.77%)	0.841(-2.89%)	0.849(-3.30%)	0.735(-1.08%)	0.0578(-8.98%)	0.3398(+1.25%)	0.3391(-1.60%)	0.3284(+0.77%)	-2.07%
	0.6/0.4	0.909(0.00%)	0.841(-2.89%)	0.849(-3.30%)	0.735(-1.08%)	0.0574(-9.61%)	0.3379(+0.69%)	0.3385(-1.77%)	0.3259(0.00%)	-2.24%
	0.7/0.3	0.902(-0.77%)	0.841(-2.89%)	0.852(-2.96%)	0.738(-0.67%)	0.0573(-9.76%)	0.3383(+0.80%)	0.3367(-2.29%)	0.3263(+0.12%)	-2.30%
	0.8/0.2	0.902(-0.77%)	0.841(-2.89%)	0.852(-2.96%)	0.728(-2.02%)	0.0573(-9.76%)	0.3391(+1.04%)	0.3369(-2.23%)	0.3274(+0.46%)	-2.39%
	0.9/0.1	0.902(-0.77%)	0.841(-2.89%)	0.849(-3.30%)	0.73(-1.75%)	0.0576(-9.29%)	0.3404(+1.43%)	0.3374(-2.09%)	0.3288(+0.89%)	-2.22%

Table 6: Qwen2.5-Coder 7B ablation study results showing performance across different merging strategies (Linear, TIES, DARE, DELLA) with varying weight ratios. Each row represents a different CodeGen/CodeSum weight combination, with performance metrics for code generation tasks (HumanEval, HumanEval+, MBPP, MBPP+) and code summarization tasks (CodeXGLUE). Percentage changes are relative to the SFT baseline. The rightmost column shows the average percentage change across all metrics.

Task Dataset Metric	Weight	Code Generation				Code Summarization				AVG % wrt SFT
		HumanEval pass@1 ↑	HumanEval+ pass@1 ↑	MBPP pass@1 ↑	MBPP+ pass@1 ↑	BLEU-4↑	CodeXGLUE chrF++↑	Code-to-text ROUGE-L↑	METEOR ↑	
DeepSeek Coder 1.3B										
SFT-CodeGen/Sum	-	0.707(0%)	0.671(0%)	0.629(0%)	0.548(0%)	0.047(0%)	0.3214(0%)	0.324(0%)	0.3083(0%)	0.00%
Linear	0.1/0.9	0.677(-4.24%)	0.61(-9.09%)	0.667(+5.87%)	0.571(+4.20%)	0.0397(-15.53%)	0.3051(-5.01%)	0.2716(-16.25%)	0.2998(-2.91%)	-5.37%
	0.2/0.8	0.591(-16.41%)	0.537(-19.97%)	0.616(-2.22%)	0.54(-1.46%)	0.0473(+0.64%)	0.3304(+2.86%)	0.3188(-1.70%)	0.3197(+3.53%)	-4.34%
	0.3/0.7	0.628(-11.17%)	0.561(-16.39%)	0.646(+2.54%)	0.558(+1.82%)	0.046(-2.13%)	0.3309(+3.02%)	0.3127(-3.58%)	0.3208(+3.89%)	-2.75%
	0.4/0.6	0.628(-11.17%)	0.573(-14.61%)	0.672(+6.67%)	0.582(+6.20%)	0.0447(-4.89%)	0.3223(+0.34%)	0.2963(-8.63%)	0.3141(+1.72%)	-3.05%
	0.5/0.5	0.677(-4.24%)	0.61(-9.09%)	0.667(+5.87%)	0.571(+4.20%)	0.0397(-15.53%)	0.3051(-5.01%)	0.2716(-16.25%)	0.2998(-2.91%)	-5.37%
	0.6/0.4	0.671(-5.09%)	0.616(-8.20%)	0.653(+3.65%)	0.563(+2.74%)	0.031(-34.04%)	0.2624(-18.31%)	0.2189(-32.50%)	0.2627(-14.93%)	-13.33%
	0.7/0.3	0.671(-5.09%)	0.622(-7.30%)	0.651(+3.33%)	0.571(+4.20%)	0.029(-38.30%)	0.2902(-9.65%)	0.2403(-25.90%)	0.2849(-7.74%)	-10.81%
	0.8/0.2	0.665(-5.94%)	0.622(-7.30%)	0.648(+2.86%)	0.569(+3.83%)	0.0133(-71.70%)	0.2506(-21.98%)	0.19(-41.41%)	0.2096(-32.12%)	-21.72%
	0.9/0.1	0.695(-1.70%)	0.652(-2.83%)	0.648(+2.86%)	0.556(+1.46%)	0.0075(-84.04%)	0.2265(-29.48%)	0.1537(-52.61%)	0.1834(-40.61%)	-25.87%
TIES	0.1/0.9	0.628(-11.17%)	0.591(-11.92%)	0.661(+4.92%)	0.574(+4.74%)	0.0372(-20.85%)	0.2877(-10.43%)	0.2524(-22.17%)	0.2844(-7.90%)	-9.35%
	0.2/0.8	0.591(-16.41%)	0.549(-18.18%)	0.624(-0.95%)	0.542(-1.09%)	0.045(-4.26%)	0.3241(+0.90%)	0.3068(-5.40%)	0.3147(+1.91%)	-5.43%
	0.3/0.7	0.61(-13.72%)	0.561(-16.39%)	0.622(-1.27%)	0.545(-0.55%)	0.0452(-3.83%)	0.3213(+0.03%)	0.3007(-7.28%)	0.3129(+1.33%)	-5.21%
	0.4/0.6	0.64(-9.48%)	0.604(-9.99%)	0.659(+4.60%)	0.566(+3.28%)	0.0413(-12.13%)	0.3096(-3.61%)	0.2821(-13.01%)	0.3032(-1.81%)	-5.27%
	0.5/0.5	0.628(-11.17%)	0.591(-11.92%)	0.661(+4.92%)	0.574(+4.74%)	0.0372(-20.85%)	0.2877(-10.43%)	0.2525(-22.14%)	0.2844(-7.90%)	-9.34%
	0.6/0.4	0.652(-7.78%)	0.604(-9.99%)	0.661(+4.92%)	0.566(+3.28%)	0.0318(-32.34%)	0.2638(-17.87%)	0.2219(-31.58%)	0.2628(-14.90%)	-13.28%
	0.7/0.3	0.659(-6.79%)	0.61(-9.09%)	0.667(+5.87%)	0.571(+4.20%)	0.0295(-37.23%)	0.2595(-19.21%)	0.2147(-33.80%)	0.2582(-16.39%)	-14.05%
	0.8/0.2	0.671(-5.09%)	0.628(-6.41%)	0.651(+3.33%)	0.569(+3.83%)	0.0289(-38.51%)	0.2589(-19.40%)	0.2135(-34.17%)	0.2573(-16.68%)	-14.14%
	0.9/0.1	0.659(-6.79%)	0.616(-8.20%)	0.667(+5.87%)	0.579(+5.66%)	0.0291(-38.09%)	0.2576(-19.80%)	0.2124(-34.51%)	0.2565(-16.94%)	-14.10%
DARE	0.1/0.9	0.665(-5.94%)	0.604(-9.99%)	0.651(+3.33%)	0.553(+0.91%)	0.0089(-81.06%)	0.2337(-27.24%)	0.1591(-50.94%)	0.2096(-32.12%)	-25.38%
	0.2/0.8	0.585(-17.26%)	0.53(-21.01%)	0.632(+0.32%)	0.556(+1.46%)	0.0469(-0.21%)	0.3297(+2.65%)	0.3207(-1.11%)	0.3189(+3.27%)	-3.99%
	0.3/0.7	0.616(-12.87%)	0.561(-16.39%)	0.64(+1.59%)	0.553(+0.91%)	0.0454(-3.40%)	0.3296(+2.62%)	0.3102(-4.35%)	0.32(+3.63%)	-3.53%
	0.4/0.6	0.646(-8.63%)	0.591(-11.92%)	0.653(+3.65%)	0.55(+0.36%)	0.0445(-5.32%)	0.322(+0.25%)	0.2965(-8.57%)	0.314(+1.68%)	-3.56%
	0.5/0.5	0.677(-4.24%)	0.61(-9.09%)	0.656(+4.13%)	0.569(+3.83%)	0.0398(-15.32%)	0.3048(-5.11%)	0.2711(-16.40%)	0.2996(-2.98%)	-5.65%
	0.6/0.4	0.677(-4.24%)	0.64(-4.62%)	0.656(+4.13%)	0.574(+4.74%)	0.0325(-30.85%)	0.2741(-14.66%)	0.2322(-28.40%)	0.273(-11.59%)	-10.69%
	0.7/0.3	0.689(-2.55%)	0.646(-3.73%)	0.651(+3.33%)	0.563(+2.74%)	0.0286(-39.15%)	0.2855(-11.11%)	0.2356(-27.35%)	0.2808(-9.07%)	-10.86%
	0.8/0.2	0.683(-3.39%)	0.628(-6.41%)	0.646(+2.54%)	0.566(+3.28%)	0.012(-74.47%)	0.2459(-23.44%)	0.1832(-43.51%)	0.2033(-34.16%)	-22.45%
	0.9/0.1	0.707(0.00%)	0.652(-2.83%)	0.64(+1.59%)	0.542(-1.09%)	0.008(-82.98%)	0.2291(-28.67%)	0.1565(-51.74%)	0.1892(-38.73%)	-25.56%
DELLA	0.1/0.9	0.573(-18.95%)	0.537(-19.97%)	0.603(-4.29%)	0.513(-6.39%)	0.0322(-31.49%)	0.2596(-19.18%)	0.226(-30.31%)	0.2576(-16.58%)	-18.39%
	0.2/0.8	0.555(-21.50%)	0.518(-22.80%)	0.526(-16.51%)	0.466(-14.96%)	0.0412(-12.34%)	0.3021(-5.95%)	0.2809(-13.38%)	0.2939(-4.83%)	-14.03%
	0.3/0.7	0.555(-21.50%)	0.506(-24.59%)	0.563(-10.63%)	0.489(-10.77%)	0.0403(-14.26%)	0.2978(-7.29%)	0.2743(-15.42%)	0.2909(-5.80%)	-13.78%
	0.4/0.6	0.567(-19.80%)	0.518(-22.80%)	0.598(-5.08%)	0.513(-6.39%)	0.0379(-19.36%)	0.282(-12.20%)	0.2538(-21.74%)	0.2777(-10.07%)	-14.68%
	0.5/0.5	0.616(-12.87%)	0.567(-15.50%)	0.606(-3.81%)	0.519(-5.29%)	0.0325(-30.85%)	0.2599(-19.08%)	0.2263(-30.22%)	0.2578(-16.52%)	-16.77%
	0.6/0.4	0.622(-12.02%)	0.579(-13.71%)	0.64(+1.59%)	0.542(-1.09%)	0.0301(-35.96%)	0.2455(-23.57%)	0.2079(-35.89%)	0.2445(-20.82%)	-17.69%
	0.7/0.3	0.628(-11.17%)	0.579(-13.71%)	0.638(+1.27%)	0.545(-0.55%)	0.0294(-37.45%)	0.2453(-23.63%)	0.2038(-37.16%)	0.2432(-21.24%)	-17.96%
	0.8/0.2	0.64(-9.48%)	0.604(-9.99%)	0.646(+2.54%)	0.563(+2.74%)	0.0282(-40.00%)	0.2408(-25.03%)	0.1977(-39.04%)	0.2377(-23.02%)	-17.66%
	0.9/0.1	0.665(-5.94%)	0.628(-6.41%)	0.664(+5.40%)	0.561(+2.37%)	0.0282(-40.00%)	0.2478(-22.85%)	0.2035(-37.25%)	0.2439(-21.02%)	-15.71%

Table 7: DeepSeek Coder 1.3B ablation study results showing performance across different merging strategies (Linear, TIES, DARE, DELLA) with varying weight ratios. Each row represents a different CodeGen/CodeSum weight combination, with performance metrics for code generation tasks (HumanEval, HumanEval+, MBPP, MBPP+) and code summarization tasks (CodeXGLUE). Percentage changes are relative to the SFT baseline. The rightmost column shows the average percentage change across all metrics.

Task		Code Generation				Code Summarization				
Dataset	Weight	HumanEval pass@1 ↑	HumanEval+ pass@1 ↑	MBPP pass@1 ↑	MBPP+ pass@1 ↑	CodeXGLUE chrF++↑	Code-to-text ROUGE-L↑	Code-to-text METEOR ↑		
Metric						BLEU-4↑			AVG % wrt SFT	
DeepSeek Coder 7B										
SFT-CodeGen/Sum	-	0.793(0%)	0.750(0%)	0.775(0%)	0.672(0%)	0.0532(0%)	0.3277(0%)	0.3360(0%)	0.3155(0%)	0.00%
Linear	0.1/0.9	0.774(-2.40%)	0.732(-2.40%)	0.783(+1.03%)	0.68(+1.19%)	0.0445(-16.35%)	0.3115(-4.97%)	0.315(-6.36%)	0.2959(-6.72%)	-4.62%
	0.2/0.8	0.726(-8.45%)	0.652(-13.07%)	0.77(-0.65%)	0.664(-1.19%)	0.0529(-0.56%)	0.3347(+2.10%)	0.3334(-0.89%)	0.324(+2.14%)	-2.57%
	0.3/0.7	0.726(-8.45%)	0.652(-13.07%)	0.772(-0.39%)	0.677(+0.74%)	0.053(-0.38%)	0.335(+2.20%)	0.331(-1.61%)	0.3242(+2.21%)	-2.34%
	0.4/0.6	0.738(-6.94%)	0.689(-8.13%)	0.775(0.00%)	0.675(+0.45%)	0.0512(-3.76%)	0.3326(+1.46%)	0.3276(-2.62%)	0.3209(+1.17%)	-2.30%
	0.5/0.5	0.774(-2.40%)	0.732(-2.40%)	0.783(+1.03%)	0.68(+1.19%)	0.0445(-16.35%)	0.3116(-4.94%)	0.315(-6.36%)	0.296(-6.68%)	-4.61%
	0.6/0.4	0.756(-4.67%)	0.72(-4.00%)	0.799(+3.10%)	0.701(+4.32%)	0.0351(-34.02%)	0.2748(-16.17%)	0.29(-13.79%)	0.253(-20.24%)	-10.68%
	0.7/0.3	0.756(-4.67%)	0.713(-4.93%)	0.796(+2.71%)	0.69(+2.68%)	0.0279(-47.56%)	0.2521(-23.09%)	0.2698(-19.80%)	0.2275(-28.28%)	-15.37%
	0.8/0.2	0.787(-0.76%)	0.732(-2.40%)	0.77(-0.65%)	0.672(0.00%)	0.0301(-43.42%)	0.2931(-10.59%)	0.2785(-17.21%)	0.2793(-11.95%)	-10.87%
	0.9/0.1	0.787(-0.76%)	0.738(-1.60%)	0.775(0.00%)	0.675(+0.45%)	0.0239(-55.08%)	0.2919(-10.95%)	0.2411(-28.33%)	0.2789(-12.07%)	-13.54%
TIES	0.1/0.9	0.726(-8.45%)	0.695(-7.33%)	0.788(+1.68%)	0.68(+1.19%)	0.043(-19.17%)	0.315(-3.90%)	0.3037(-9.72%)	0.3008(-5.17%)	-6.36%
	0.2/0.8	0.738(-6.94%)	0.677(-9.73%)	0.77(-0.65%)	0.667(-0.74%)	0.052(-2.26%)	0.3355(+2.35%)	0.3224(-4.16%)	0.3253(+2.55%)	-2.45%
	0.3/0.7	0.732(-7.69%)	0.689(-8.13%)	0.786(+1.42%)	0.688(+2.38%)	0.0509(-4.32%)	0.3332(+1.65%)	0.3178(-5.53%)	0.3228(+1.77%)	-2.31%
	0.4/0.6	0.762(-3.91%)	0.713(-4.93%)	0.786(+1.42%)	0.683(+1.64%)	0.0475(-10.71%)	0.3279(+0.03%)	0.3132(-6.90%)	0.3163(-0.28%)	-2.96%
	0.5/0.5	0.726(-8.45%)	0.695(-7.33%)	0.788(+1.68%)	0.68(+1.19%)	0.0431(-18.99%)	0.3151(-3.87%)	0.3038(-9.69%)	0.3009(-5.14%)	-6.33%
	0.6/0.4	0.756(-4.67%)	0.732(-2.40%)	0.796(+2.71%)	0.69(+2.68%)	0.0381(-28.38%)	0.2997(-8.57%)	0.29(-13.79%)	0.282(-11.10%)	-7.94%
	0.7/0.3	0.774(-2.40%)	0.738(-1.60%)	0.788(+1.68%)	0.683(+1.64%)	0.038(-28.57%)	0.2993(-8.69%)	0.29(-13.79%)	0.2814(-11.29%)	-7.88%
	0.8/0.2	0.756(-4.67%)	0.72(-4.00%)	0.791(+2.06%)	0.685(+1.93%)	0.0394(-25.94%)	0.3057(-6.74%)	0.2934(-12.78%)	0.2893(-8.80%)	-7.37%
	0.9/0.1	0.75(-5.42%)	0.72(-4.00%)	0.796(+2.71%)	0.69(+2.68%)	0.0398(-25.19%)	0.31(-5.43%)	0.2956(-12.13%)	0.2947(-7.09%)	-6.73%
DARE	0.1/0.9	0.738(-6.94%)	0.671(-10.53%)	0.743(-4.13%)	0.659(-1.93%)	0.0172(-67.67%)	0.2663(-18.76%)	0.2272(-32.46%)	0.2407(-24.12%)	-20.82%
	0.2/0.8	0.738(-6.94%)	0.677(-9.73%)	0.772(-0.39%)	0.68(+1.19%)	0.0208(-60.90%)	0.2148(-34.47%)	0.2501(-25.65%)	0.1879(-40.76%)	-22.21%
	0.3/0.7	0.756(-4.67%)	0.701(-6.53%)	0.783(+1.03%)	0.693(+3.13%)	0.024(-54.89%)	0.2182(-33.44%)	0.2584(-23.19%)	0.1926(-39.28%)	-19.73%
	0.4/0.6	0.787(-0.76%)	0.732(-2.40%)	0.783(+1.03%)	0.68(+1.19%)	0.0285(-46.43%)	0.2359(-28.04%)	0.2719(-19.17%)	0.2117(-33.26%)	-15.98%
	0.5/0.5	0.744(-6.18%)	0.707(-5.73%)	0.796(+2.71%)	0.685(+1.93%)	0.0471(-11.47%)	0.3229(-1.49%)	0.3202(-4.82%)	0.3096(-2.40%)	-3.43%
	0.6/0.4	0.762(-3.91%)	0.734(-2.13%)	0.799(+3.10%)	0.701(+4.32%)	0.0531(-0.19%)	0.3315(+1.13%)	0.3203(-4.79%)	0.3196(+0.76%)	-0.21%
	0.7/0.3	0.762(-3.91%)	0.726(-3.20%)	0.786(+1.42%)	0.693(+3.13%)	0.0487(-8.46%)	0.3312(+1.04%)	0.3163(-5.98%)	0.3200(+0.88%)	-1.88%
	0.8/0.2	0.756(-4.67%)	0.701(-6.53%)	0.78(+0.65%)	0.68(+1.19%)	0.0504(-5.26%)	0.3298(+0.61%)	0.3095(-8.00%)	0.3196(+0.76%)	-2.66%
	0.9/0.1	0.744(-6.18%)	0.701(-6.53%)	0.786(+1.42%)	0.685(+1.93%)	0.0501(-5.83%)	0.328(+0.06%)	0.3077(-8.53%)	0.3181(+0.28%)	-2.92%
DELLA	0.1/0.9	0.750(-5.42%)	0.720(-4.00%)	0.791(+2.06%)	0.696(+3.57%)	0.0461(-13.35%)	0.3230(-1.46%)	0.3005(-10.67%)	0.3118(-1.70%)	-3.87%
	0.2/0.8	0.720(-9.21%)	0.671(-10.53%)	0.778(+0.39%)	0.669(-0.45%)	0.0515(-3.20%)	0.3305(+0.82%)	0.3117(-7.34%)	0.3202(+0.95%)	-3.57%
	0.3/0.7	0.732(-7.69%)	0.677(-9.73%)	0.772(-0.39%)	0.669(-0.45%)	0.0506(-4.89%)	0.3287(+0.27%)	0.3083(-8.35%)	0.3185(+0.41%)	-3.85%
	0.4/0.6	0.738(-6.94%)	0.701(-6.53%)	0.772(-0.39%)	0.672(0.00%)	0.0495(-6.95%)	0.3267(-0.34%)	0.3046(-9.45%)	0.3168(-0.13%)	-3.84%
	0.5/0.5	0.744(-6.18%)	0.707(-5.73%)	0.786(+1.42%)	0.693(+3.13%)	0.0458(-13.91%)	0.3234(-1.34%)	0.3005(-10.67%)	0.3124(-1.51%)	-4.35%
	0.6/0.4	0.756(-4.67%)	0.72(-4.00%)	0.788(+1.68%)	0.69(+2.68%)	0.0459(-13.72%)	0.324(-1.16%)	0.3014(-10.40%)	0.3132(-1.26%)	-3.86%
	0.7/0.3	0.744(-6.18%)	0.713(-4.93%)	0.788(+1.68%)	0.685(+1.93%)	0.0455(-14.47%)	0.3241(-1.13%)	0.3013(-10.43%)	0.3128(-1.39%)	-4.37%
	0.8/0.2	0.732(-7.69%)	0.701(-6.53%)	0.788(+1.68%)	0.685(+1.93%)	0.0459(-13.72%)	0.3245(-1.01%)	0.3013(-10.43%)	0.3131(-1.29%)	-4.63%
	0.9/0.1	0.732(-7.69%)	0.707(-5.73%)	0.783(+1.03%)	0.685(+1.93%)	0.0455(-14.47%)	0.3246(-0.98%)	0.3026(-10.05%)	0.3129(-1.36%)	-4.66%

Table 8: DeepSeek Coder 7B ablation study results showing performance across different merging strategies (Linear, TIES, DARE, DELLA) with varying weight ratios. Each row represents a different CodeGen/CodeSum weight combination, with performance metrics for code generation tasks (HumanEval, HumanEval+, MBPP, MBPP+) and code summarization tasks (CodeXGLUE). Percentage changes are relative to the SFT baseline. The rightmost column shows the average percentage change across all metrics.

Table 9: Performance of Merged vs. Fine-Tuned Models on Code Generation and Summarization. We report code generation success (pass@1 on HumanEval and MBPP) and code summarization quality (BLEU-4, chrF++, ROUGE-L, METEOR) for Qwen2.5-Coder 14B. Pretrained = zero-shot base model; SFT-CodeGen = fine-tuned on code generation; SFT-CodeSum = fine-tuned on summarization; Data-Mixture = fine-tuned on combined data; DARE = merged method with weight ratio 0.3/0.7 (code generation/summarization) and density 0.5/0.5.

Task	Code Generation				Code Summarization				AVG % wrt SFT
Dataset	HumanEval	HumanEval+	MBPP	MBPP+	CodeXGLUE	Code-to-text			
Metric	pass@1 ↑	pass@1 ↑	pass@1 ↑	pass@1 ↑	chrF++ ↑	ROUGE-L ↑	METEOR ↑		
Qwen2.5-Coder 14B									
Base Model	0.915(-0.65%)	0.854(0%)	0.854(-5.32%)	0.725(-5.84%)	0.0198(-68.82%)	0.3154(-11.36%)	0.2656(-18.05%)	0.3051(-12.45%)	-15.31%
SFT-CodeGen/Sum	0.921(0%)	0.854(0%)	0.902(0%)	0.770(0%)	0.0635(0%)	0.3558(0%)	0.3241(0%)	0.3485(0%)	0.00%
Data-Mixture SFT	0.915(-0.65%)	0.835(-2.22%)	0.899(-0.33%)	0.751(-2.47%)	0.0603(-5.04%)	0.3501(-1.60%)	0.3216(-0.77%)	0.3400(-2.44%)	-1.94%
DARE Merge	0.896(-2.71%)	0.848(-0.70%)	0.886(-1.77%)	0.751(-2.47%)	0.0626(-1.42%)	0.3524(-0.96%)	0.3298(+1.76%)	0.3434(-1.46%)	-1.15%