

Interacting type-II semi-Dirac quasiparticles

Mohamed M. Elsayed,¹ Taras I. Lakoba,² and Valeri N. Kotov¹

¹*Department of Physics, University of Vermont, Burlington, Vermont 05405, USA*

²*Department of Mathematics and Statistics, University of Vermont, Burlington, Vermont 05405, USA*

Type-II semi-Dirac fermions in two dimensions have been proposed to describe topologically non-trivial low-energy excitations in titanium/vanadium oxide heterostructures. These quasiparticles appear at the merger of three Dirac cones, resulting in a non-zero Berry phase. We find, by employing Hartree-Fock, renormalization group and Random Phase Approximation (RPA) techniques, that the spectrum is very sensitive to long-range electron-electron interactions and can undergo a profound transformation. Our results indicate that at the topological phase boundary, long-range correlations stabilize a hybrid electronic phase displaying both Dirac and type-II semi-Dirac qualities, with physical characteristics exhibiting continuously varying critical exponents as a function of the Fermi energy; for example Landau levels in a magnetic field vary with the energy scale: $|\varepsilon_n(B)| \sim (nB)^{1/2} \rightarrow (nB)^{3/4}$, $n \in \mathbb{N}_0$. The quasiparticle spectrum evolves, driven by interactions, from anisotropic Dirac dispersion at the lowest energies, towards the characteristic type-II semi-Dirac boomerang shape as the energy increases. The corresponding density of states concomitantly varies between linear and power one third ($\rho(\varepsilon) \sim |\varepsilon| \rightarrow |\varepsilon|^{1/3}$). The crossover scale is controlled by the interaction strength $\alpha = e^2/(\hbar v)$ and the specifics of the effective interacting Hamiltonian.

Introduction— Semi-Dirac fermions are a hybrid low-energy excitation, exhibiting the qualities of both massless Dirac particles and massive Galilean particles at once. More precisely, they disperse linearly in a given direction in momentum space, and quadratically in the orthogonal direction. This is most easily understood as resulting from the merger of two Dirac cones at the critical point of a semimetal-insulator transition, whereby the Berry phases annihilate and the critical semi-Dirac spectrum emerges [1, 2]. Furthermore, there are other possible flavors of semi-Dirac fermions. Higher order generalizations have attracted theoretical study, where the quadratic dispersion is generalized to an arbitrary even power law [3, 4]. Recently there has been a proposed lattice model realization for the most basic non-trivial case in this class of Hamiltonians, namely the quartic semi-Dirac fermions [5]. Moreover, there is an even more exotic flavor of semi-Dirac fermions that are not topologically trivial. These excitations emerge at a critical point where not two but three Dirac cones coalesce, producing a finite Berry phase and what has been dubbed a type-II semi-Dirac spectrum [6]. The dispersion retains its semi-Dirac character in the sense that it is still linear and quadratic along the given axes, but exhibits a different admixture of momentum components at intermediate angles [6, 7]. This symmetry reduced model was first proposed to reconcile the finite Chern number and semi-Dirac behavior of quasiparticles in titanium/vanadium oxide heterostructures [6]. However, it may also be realized in more conventional platforms such as bilayer graphene, by leveraging interlayer sliding [8, 9]. Such systems have been shown to exhibit a rich variety of topological phases that are accessible via fine tuning with light-matter interactions [10]. In addition, the peculiar anisotropy leads to highly unusual optical and transport properties [11]. Topological semi-metallic

phases have also been analyzed in detail both experimentally and theoretically in ZrSiS, reporting a measurement of the signature Landau level scaling with magnetic field [12].

Electron-electron interactions are known to have pronounced effects in ordinary semi-Dirac fermions [1, 13–16]. Short-range interactions have been shown to stabilize modulated ordered phases in the charge, spin, and superconducting sectors around a quantum critical point [17, 18]. On the other hand, the long range Coulomb interaction produces two low-energy regimes in which there is unusually strong spectrum renormalization [3, 19]. Motivated by these results, we study the spectrum renormalization of the topological type-II semi-Dirac fermions due to the long range, and RPA-screened, Coulomb interaction. We have found that, remarkably, the interacting system hosts massless Dirac quasiparticles at the lowest energies, smoothly transitioning to the free fermionic behavior with increasing energy. This is captured in the exponent η of the density of states ($\rho(\varepsilon) \sim \varepsilon^{\eta(\varepsilon)}$) as a function of energy varying from 1 to 1/3 on a sigmoid. The Fermi surface geometry evolves from convex to concave in accordance with the changing η . As a consequence, many physical properties and observables will have a continuously evolving dependence on the energy scale of interest. Given that Coulomb interactions are invariably present in systems of charged particles, our results can explain the appearance of the low-energy linear behavior in Ref.[6]. Moreover, our study implies that a measurement or calculation of the linear coefficient can be used as a diagnostic tool to estimate the effective interaction strength in such systems. Intriguingly, a similar change in Fermi surface shape (driven by temperature) in the 2D semimetal WTe₂ has been observed to lead to a spectacular reversal in the sign of the nonlinear current response under crossed electric and magnetic fields [20].

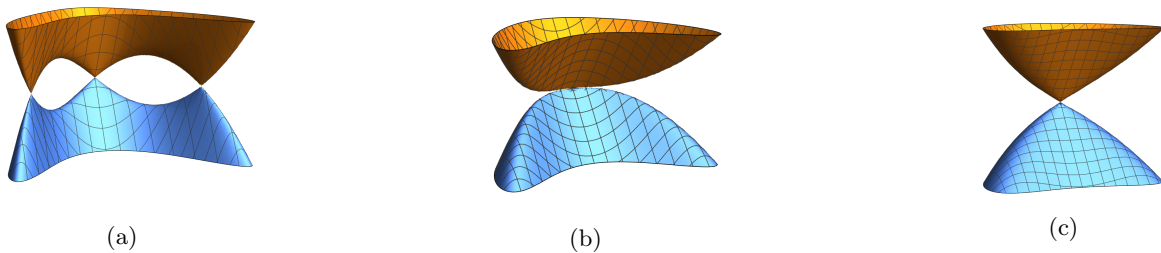


FIG. 1. Low-energy electronic dispersion corresponding to the Hamiltonian in Eq.(1) under a small perturbation Δ , such that $\mathcal{H} = (g_1 k_x^2 - v k_y + \Delta) \hat{\sigma}_x + g_2 k_x k_y \hat{\sigma}_y$. (a) $\Delta < 0$, leading to the presence of three Dirac cones located at $(0, \Delta/v), (\pm\sqrt{-\Delta}g_1, 0)$. (b) $\Delta = 0$: The three cones coalesce at the origin, giving rise to a type-II semi-Dirac point with a finite Berry phase. (c) $\Delta > 0$: The band crossing is shifted to $k_y = (g_1^2/vg_2)\Delta$. At the smallest momenta the spectrum is linear, but exhibits type-II semi-Dirac behavior at larger energies.

Even though our work is concerned with zero temperature, interaction-driven effects, the qualitatively identical crossover prompts us to expect similarly novel magneto-transport, and possibly other unusual phenomena.

We consider the Hamiltonian describing type-II semi-Dirac fermions [6]:

$$\mathcal{H}(\mathbf{k}) = (g_1 k_x^2 - v k_y) \hat{\sigma}_x + g_2 k_x k_y \hat{\sigma}_y, \quad (1)$$

where the coupling g_1 is the inverse effective mass, v is the velocity in the massless direction, and g_2 is the cross anisotropy that characterizes the type-II nature of the particles. Such excitations can arise at the critical point of the topological transition shown in Fig. 1. We rescale the momenta, defining $p_{x,y} = (g_1/v)k_{x,y}$, and introduce the energy scale $\varepsilon_0 = v^2/g_1$ to arrive at the electronic dispersion

$$\varepsilon(\mathbf{p}) = \pm \varepsilon_0 \sqrt{(p_x^2 - p_y)^2 + (g p_x p_y)^2}, \quad (2)$$

where we define $g \equiv g_2/g_1$. A plot of the spectrum is shown in Fig.2 using a representative value of $g = 0.41$ as in the candidate material $(\text{TiO}_2)_5(\text{VO}_2)_3$ [6].

Energy variables and density of states— When calculating diagrams and other quantities of interest in systems with such anisotropy, it is useful to recast into energy-angle variables which we define as follows:

$$\begin{aligned} p_x^2 - p_y &= (\varepsilon/\varepsilon_0) \cos \varphi, \\ g p_x p_y &= (\varepsilon/\varepsilon_0) \sin \varphi. \end{aligned} \quad (3)$$

The solution of these equations in the low-energy limit ($\varepsilon/\varepsilon_0 \ll 1$) is

$$\begin{aligned} p_x &= \text{sgn}(\sin \varphi) \left(\frac{E |\sin \varphi|}{g} \right)^{1/3} + \mathcal{O}(E^{2/3}), \\ p_y &= \left(\frac{E |\sin \varphi|}{g} \right)^{2/3} - E \cos \varphi + \mathcal{O}(E^{4/3}), \end{aligned} \quad (4)$$

where $0 \leq \varphi \leq 2\pi$, $E \equiv \frac{\varepsilon}{\varepsilon_0}$, $\varepsilon_0 = v^2/g_1$.

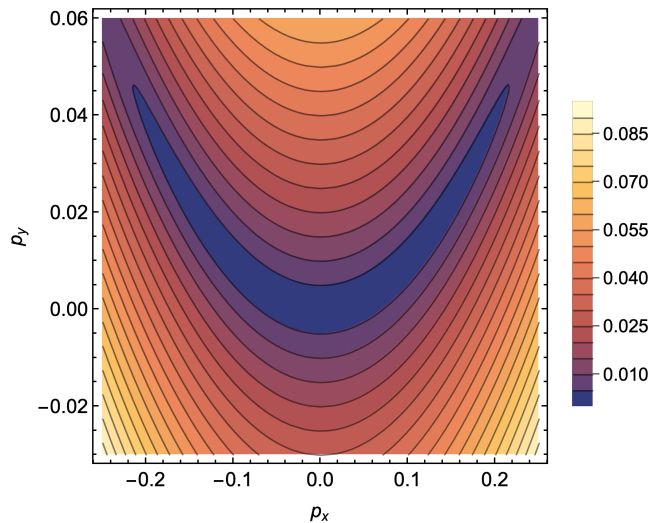


FIG. 2. Contour plot of the critical low-energy spectrum Eq.(2), illustrated schematically in Fig. 1b). Energies are measured in units of $\varepsilon_0 = v^2/g_1$ and momenta in units of v/g_1 . We take $g = 1/2$, similar to the cross anisotropy in the candidate material. The isoenergy curves have a characteristic boomerang shape.

In this limit we calculate the Jacobian of the transformation, immediately yielding the density of states as a function of energy ε

$$\rho(\varepsilon) = \iint \frac{d^2 k}{(2\pi)^2} \delta(\varepsilon - \varepsilon(\mathbf{k})) = \frac{1}{6\pi^{3/2}} \frac{\Gamma(1/6)}{\Gamma(2/3)} \left(\frac{E}{g_1^2 g_2} \right)^{1/3}, \quad (5)$$

with the numerical coefficient amounting to 0.123. We find the non-linear transformation Eq. (4) to be particularly effective in rendering the problem analytically tractable in the low-energy limit.

Perturbation theory and Renormalization Group—We take into account the non-retarded Coulomb interaction $V(\mathbf{k}) = 2\pi e^2/|\mathbf{k}|$ to first order in perturbation theory. The effective dimensionless coupling that controls the perturbative expansion is $\alpha = e^2/v$ ($\hbar = 1$). The self-

energy is $\hat{\Sigma}(\mathbf{k}) = i/(2\pi)^3 \int_{-\infty}^{\infty} d\nu \int d^2k' \hat{G}(\mathbf{k}', \nu) V(\mathbf{k}-\mathbf{k}')$, where $\hat{G}^{-1}(\mathbf{k}, \nu) = \nu - \mathcal{H}(\mathbf{k}) + i0^+ \text{sign}(\nu)$ defines the fermionic Green's function. The frequency integral can be easily evaluated:

$$\hat{\Sigma}(\mathbf{k}) = \frac{1}{2} \int \frac{d^2k'}{(2\pi)^2} \frac{2\pi e^2}{|\mathbf{k}-\mathbf{k}'|} \frac{1}{|\varepsilon(\mathbf{k}')|} \mathcal{H}(\mathbf{k}'). \quad (6)$$

We calculate corrections: Σ_v to the quasiparticle velocity, Σ_{g_1} to the inverse mass, and Σ_{g_2} to the cross anisotropy, which result in the following universal Hamiltonian

$$\tilde{\mathcal{H}}(\mathbf{k}) = [g_1(1 + \Sigma_{g_1})k_x^2 - v(1 + \Sigma_v)k_y] \hat{\sigma}_x + g_2(1 + \Sigma_{g_2})k_x k_y \hat{\sigma}_y, \quad (7)$$

omitting terms dependent on the high-energy cutoff Λ . Details of the computation are outlined in the Supplementary Material (SM). We have the following one-loop perturbation theory results:

$$v(\omega) = vL(\omega), \quad g_{1,2}(\omega) = g_{1,2}L(\omega), \\ L(\omega) = \left(1 + \frac{\alpha}{\pi} \ln(\Lambda/\omega)\right) = (1 + \Sigma_{v,g_1,g_2}), \quad (8)$$

where the infrared ω will be taken to be on-shell $\omega \equiv \varepsilon(\mathbf{k})$ in subsequent calculations i.e. follows the form of the bare dispersion.

Next, we write down and integrate the corresponding Renormalization Group (RG) equations, where we introduce $\ell = \ln(\Lambda/\omega)$: $dv/d\ell = v(\ell)\alpha(\ell)/\pi = e^2/\pi$, $dg_1/d\ell = \alpha(\ell)g_1(\ell)/\pi$, $dg_2/d\ell = \alpha(\ell)g_2(\ell)/\pi$. From the first equation it follows, since the electric charge does not renormalize, that the solution for $v(\ell)$ is trivial returning the perturbative result Eq. (8), and α only renormalizes via its dependence on v : $\alpha(\omega) = \alpha / [1 + \frac{\alpha}{\pi} \ln(\Lambda/\omega)]$. This indicates that there are no higher-order logarithmic divergences for the RG to resum. It is easy to see that the same applies for $g_{1,2}$, and the equations integrate to what are now our final results in Eq. (8). Similarly to graphene [21] and ordinary semi-Dirac fermions, the coupling constant is marginally irrelevant. However, in contrast to type-I semi-Dirac fermions where the presence of a characteristic \log^2 divergence in g_1 at first order generates a higher-order resummation [3, 16], the type-II couplings remain unchanged under RG.

Effective Hamiltonian— In addition to the logarithmic corrections, there appear two finite, cutoff-dependent contributions to the self-energy, Δ and c :

$$\mathcal{H}(\mathbf{k}) = (g_1 L(\omega) k_x^2 - v L(\omega) k_y + \alpha \Delta) \hat{\sigma}_x + (g_2 L(\omega) k_x k_y + \alpha c k_x) \hat{\sigma}_y. \quad (9)$$

Henceforth v, g_1, g_2, α will denote the bare couplings. We find $\Delta > 0$ which implies a shift of the dispersion in the k_y direction, meaning that the band crossing is now at $k_y = (g_1^2/vg_2)\alpha\Delta$ (whereas $\Delta < 0$ would have meant the presence of three Dirac cones,

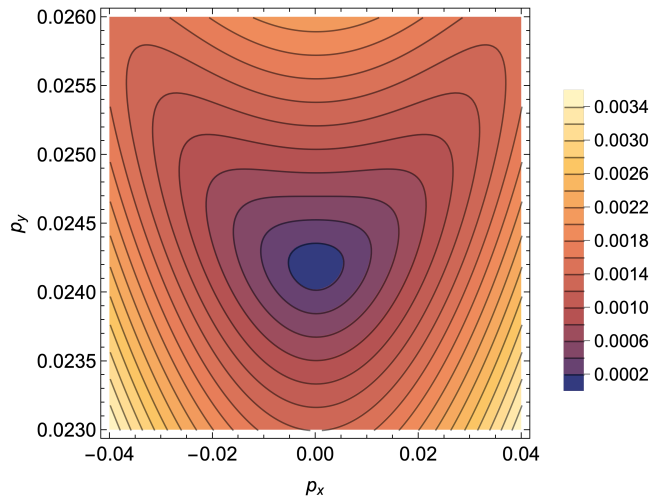


FIG. 3. Type-II semi-Dirac spectrum renormalized by the bare Coulomb interaction at the one-loop Hartree-Fock level for $\alpha = 0.2$ and $g = 1/2$. The convex lowest energy contours indicate an anisotropic Dirac cone, with concave semi-Dirac behavior appearing at higher energies corresponding to Eq. (10). Noting the relatively narrow range of p_y considered in the plot, it is clear that p_x controls the crossover energy scale at which the Fermi surface changes geometry and the qualitative nature of quasiparticles transforms. An ultraviolet momentum cutoff $|k_{\Lambda}^{x,y}| = 1.1$ on a square region, in units of v/g_1 , is used to find the values $\Delta/\varepsilon_0 = 1.88/4\pi$ and $c/v = 1.39/4\pi$.

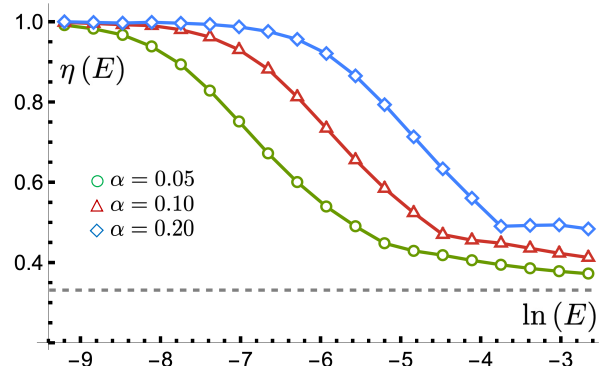


FIG. 4. Evolution of the power $\eta(E)$ in the density of states $\rho(E) \sim E^{\eta(E)}$ for $g = 1/2$ under different interaction strengths $\alpha = 0.05, 0.10, 0.20$ in the Hartree-Fock approximation. The smooth transition from linear Dirac behavior $\eta = 1$ at the smallest energies, approaching type-II semi-Dirac behavior $\eta = 1/3$ (dashed line) with increasing energy, captures the variation in the interacting spectrum shown in Fig. 3.

see Fig. 1). More importantly, there is an interaction-generated linear term around the shifted semi-Dirac point $\sim \alpha ((g_1 g_2 / v^3) \Delta + (g_1 / v^2) c) k_x$ which indicates that the dispersion is effectively anisotropic Dirac at small momenta. As shown in Fig. 3 the spectrum smoothly transitions from linear Dirac to type-II semi-Dirac behavior with increasing energy. To capture this crossover, we

model the density of states for the interacting fermions as $\rho(\varepsilon) \sim \varepsilon^{\eta(\varepsilon)}$. In order to compute η , we numerically evaluate the area enclosed by cyclotron orbits in momentum space as a function of energy. A discretized differentiation returns the density of states, from which the exponent can be easily extracted. Results for varying interaction strength are shown in Fig. 4. The crossover from linear to semi-Dirac excitations is clearly reflected in the decrease of η from 1 to the saturation at $1/3$. The onset is controlled by an interaction dependent energy scale corresponding to

$$|k_x^*| \approx \frac{\alpha[(g_2/v)\Delta + c]}{g_1 L(\omega(k_x^*))}, \quad (10)$$

the regime where the quadratic term $\sim k_x^2$ begins to dominate over the linear k_x term in Eq.(9). At small energies the renormalization (increase) of g_1 favors the semi-Dirac spectrum, and suppresses the linear regime. In contrast, the running of g_1 under Coulomb interactions in ordinary semi-Dirac fermions gives rise to a linear spectrum for a large window of intermediate energies, with the renormalized semi-Dirac behavior present at the lowest energies [3].

Beyond Hartree-Fock: Random Phase Approximation and static polarization function—Going beyond the first order perturbative level, we introduce static screening via the RPA. We have evaluated the zero frequency polarization function numerically, as outlined in the SM, and have found that it is well-approximated by the form:

$$|\Pi(\mathbf{p})| = \left[(c_1 |p_x|^{1/2})^w + (c_2 |p_y|^{1/3})^w \right]^{1/w}, \quad w \gg 1 \quad (11)$$

equivalent to the following structure:

$$|\Pi(\mathbf{p})| = \begin{cases} c_1 |p_x|^{1/2}, & \frac{c_2 |p_y|^{1/3}}{c_1 |p_x|^{1/2}} \leq 1 \\ c_2 |p_y|^{1/3}, & \frac{c_2 |p_y|^{1/3}}{c_1 |p_x|^{1/2}} \geq 1 \end{cases} \quad (12)$$

The number of fermionic species is taken to be $N = 4$. The boundary between the two regions is visible in the plot of the polarization in Fig. 5. We are pleasantly surprised to find that it is possible to evaluate the polarization along the linear direction $\Pi(0, p_y)$ analytically (by making use of Feynman parametrization), as described in the SM. The analytical and numerical results for the coefficient c_2 and $p_y^{1/3}$ dependence are in precise agreement.

The self-energy is then calculated as in Eq. (6), but instead using the dressed Coulomb potential $V_{RPA}(\mathbf{p}) = V(\mathbf{p})/(1 - V(\mathbf{p})\Pi(\mathbf{p}))$, and the variation in the exponent of the renormalized density of states is summarized in Fig. 6. While results are qualitatively similar to their HF counterparts, it is evident that introducing screening naturally inhibits the bare interaction effects, suppressing enhancement of the spectrum. The logarithmic corrections to all couplings that appear prominently

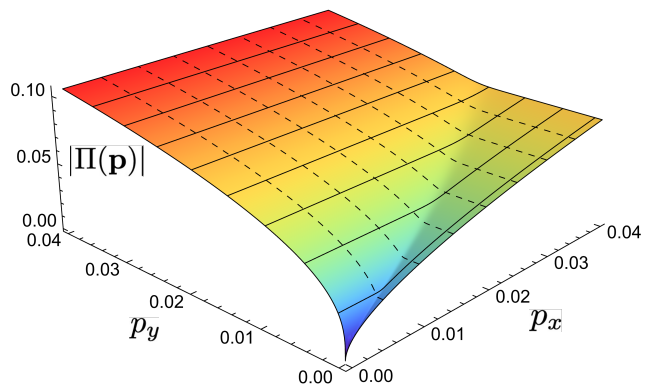


FIG. 5. Static polarization function for type-II semi-Dirac fermions. The ravine residing on $p_y = (c_1/c_2)^3 p_x^{3/2}$ demarcates two regions where the polarization is dominated by $\sqrt{p_x}$ and $p_y^{1/3}$ dependence, and flat in the other direction. The dashed and solid mesh lines at constant p_x, p_y exhibit this structure. Values of $c_1 = N(0.098) = 0.392$ and $c_2 = N(0.077) = 0.308$ were calculated, and $w = 50$ was used for illustration.

within HF disappear quickly in RPA, as alpha increases, reflecting the lifting of the bare Coulomb interaction-generated infrared divergence. The RPA potential is highly anisotropic and exhibits fractional powers in both momentum directions, which dominate over the bare Coulomb potential and generally lead to generation of non-divergent terms with different symmetries, as outlined in the SM. Note that Δ and c are now functions of α , and in fact decay with increasing interaction strength, partially neutralizing the growth of the crossover energy scale with α . Details of the numerical self-energy fits are given in the SM.

Conclusions and implications for observables—The change of electronic dispersion has profound implications for the behavior of various characteristics at low temperatures/energies. As the density of states evolves between powers $\eta = 1$ at the lowest energies and $\eta = 1/3$ for higher energies (non-interacting quasiparticles), the specific heat evolves from $C_V(T) \sim T^2$ ($\eta = 1$), to $C_V(T) \sim T^{4/3}$ ($\eta = 1/3$). In general: $C_V(T) \sim T^{\eta+1}$.

The electronic compressibility κ is defined as: $\kappa^{-1} = n^2(\partial\mu/\partial n)$ and can be probed experimentally [21–24]. Here μ is the chemical potential, n the electronic density ($n \sim \mu^{\eta+1}$), and $\partial\mu/\partial n$ is the inverse density of states. The charge response is typically determined by $\partial\mu/\partial n$ which is related to the inverse capacitance. One finds $\partial\mu/\partial n \sim 1/\mu \sim 1/\sqrt{n}$ ($\eta = 1$), and $\partial\mu/\partial n \sim 1/\mu^{1/3} \sim 1/n^{1/4}$ ($\eta = 1/3$). In general: $\partial\mu/\partial n \sim 1/\mu^\eta \sim 1/n^{\eta/(\eta+1)}$.

Landau level quantization [14, 15, 22, 25, 26] is governed by the semi-classical formula $A(\varepsilon_n(B)) = \int_0^{\varepsilon_n(B)} \rho(\omega) d\omega \sim nB$, where $A(\varepsilon) = \int_{\varepsilon(\mathbf{k}) \leq \varepsilon} d^2\mathbf{k}/(2\pi)^2$ is the area enclosed by the energy dispersion in momentum

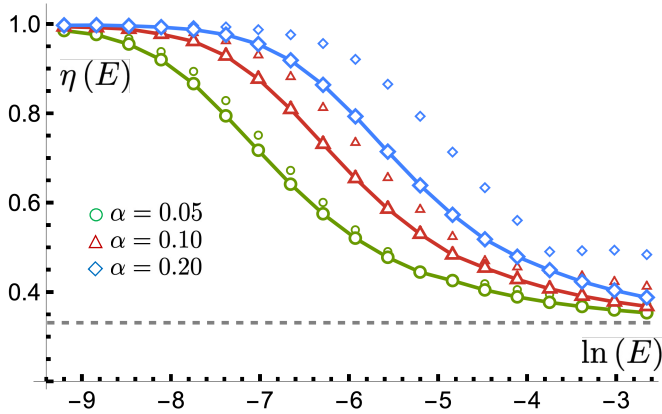


FIG. 6. Evolution of the density of states scaling $\eta(E)$ under the RPA screened Coulomb interaction (solid curves) for $g = 1$. We have included the corresponding Hartree-Fock results, given by the smaller unconnected markers, for comparison. For the interaction strengths $\alpha = 0.05, 0.10, 0.20$ values of $\Delta/\varepsilon_0 = 1.83/(4\pi), 1.55/(4\pi), 1.19/(4\pi)$ and $c/v = 1.39/(4\pi), 1.19/(4\pi), 0.93/(4\pi)$ are calculated respectively in the RPA. At the HF level the values $\Delta/\varepsilon_0 = 1.89/(4\pi)$ and $c/v = 1.71/(4\pi)$ ($g = 1$) are independent of α . Results are qualitatively similar, with the smaller values of η under the RPA indicating a weaker renormalization as expected.

space. Thus we find $\varepsilon_n(B) \sim \pm[nB]^{1/(\eta+1)}$. In particular for the non-interacting fermions, $\varepsilon_n(B) \sim \pm[nB]^{3/4}$ presents a unique signature for experimental detection. The scaling is distinct from the conventional $B^{2/3}$ in type-I semi-Dirac systems, and there is a zero energy Landau level due to the finite Berry phase. Note that the conventional magnetic field dependence may be mimicked by interacting type-II fermions under suitable conditions.

Transport coefficients, such as dynamical conductivity, can be sensitive to the geometry of the Fermi surface [27]. In our case the shape evolves from convex to concave (boomerang) with increasing Fermi energy (Fig. 3), with an expected associated change in the conductivity's frequency dependence. Moreover, it is of direct relevance that nonlinear magnetotransport has been observed to be very sensitive to changes in Fermi surface geometry in 2D semimetals such as WTe_2 [20]. The change of convexity with Fermi level induces a sign inversion of the non-linear magnetoresistance, and accompanying current density response. In the context of our study the features of the band structure are driven by interactions, and the chemical potential can easily be manipulated by doping; whereas in the magnetotransport experiments the pertinent features are electron-hole pockets, and the Fermi level is controlled via temperature. However, given the common underlying fermiology, it is reasonable to expect that peculiar magnetotransport and other potentially unusual phenomena may be observed in type-II semi-Dirac systems.

We expect that the conclusions reached in this work

will remain valid for finite, small particle density (i.e. small filling of the upper band). Similarly to graphene the charge is not renormalized, as reflected in the non-singular behavior of the polarization function. Topological characteristics, such as the Chern number and the anomalous Hall conductivity, are not affected by the interactions. The interacting Dirac liquid exhibits remarkable evolution of the Fermi surface shape as a function of the long-range interaction and Fermi energy. The system hosts hybrid quasiparticles with both Dirac and semi-Dirac qualities as reflected in the density of states evolution from linear to power one-third, with accompanying changes to the scaling of associated observables. Can these effects be detected and exploited in real materials? We would suggest, for example, that the modification of the interaction strength α by using dielectric screening (i.e. $e^2 \rightarrow e^2/\kappa$, where κ is the dielectric constant) can control the density of states exponent presented in Figs. (4), (6), thus presenting a pathway to tuning the Fermi level at which the surface changes geometry. Given the striking reversal of the current density response in WTe_2 for instance, we expect that such tunability might lend itself well to a variety of applications. Furthermore, our results can explain the small low-energy linear regime in $(\text{TiO}_2)_5(\text{VO}_2)_3$, and more generally, may be used to determine the effective interaction strength in such systems. The generation of a constant term induced by interactions in the effective Hamiltonian is a characteristic feature of semi-Dirac fermions of all types.

Acknowledgements—We thank Dmitrii Maslov and Bruno Uchoa for stimulating discussions. Partial financial support provided by the University of Vermont is gratefully acknowledged.

-
- [1] G. Montambaux, F. Piéchon, J.-N. Fuchs, and M. O. Goerbig, Merging of Dirac points in a two-dimensional crystal, *Phys. Rev. B* **80**, 153412 (2009).
 - [2] G. Montambaux, F. Piéchon, J.-N. Fuchs, and M. Goerbig, A universal Hamiltonian for motion and merging of Dirac points in a two-dimensional crystal, *The European Physical Journal B* **72**, 509 (2009).
 - [3] M. M. Elsayed, B. Uchoa, and V. N. Kotov, Coulomb interactions in systems of generalized semi-Dirac fermions, *Phys. Rev. B* **111**, 165127 (2025).
 - [4] B. Roy and M. S. Foster, Quantum Multicriticality near the Dirac-Semimetal to Band-Insulator Critical Point in Two Dimensions: A Controlled Ascent from One Dimension, *Phys. Rev. X* **8**, 011049 (2018).
 - [5] M. M. Elsayed and V. N. Kotov, Microscopic lattice model for quartic semi-Dirac fermions in two dimensions, *Journal of Physics: Condensed Matter* **37**, 315501 (2025).
 - [6] H. Huang, Z. Liu, H. Zhang, W. Duan, and D. Vanderbilt, Emergence of a Chern-insulating state from a semi-Dirac dispersion, *Phys. Rev. B* **92**, 161115 (2015).
 - [7] V. Pardo and W. E. Pickett, Metal-insulator transition through a semi-Dirac point in oxide nanostructures: VO_2

- (001) layers confined within TiO_2 , Phys. Rev. B **81**, 035111 (2010).
- [8] Z. Liao, H. Zeng, E. Wang, and H. Huang, Berry Curvature Dipole and Nonlinear Hall Effect in Type-II Semi-Dirac Systems, *Small*, 2409691 (2025).
- [9] Y.-W. Son, S.-M. Choi, Y. P. Hong, S. Woo, and S.-H. Jhi, Electronic topological transition in sliding bilayer graphene, Phys. Rev. B **84**, 155410 (2011).
- [10] J.-N. Chen, Y.-Y. Yang, Y.-L. Zhou, Y.-J. Wu, H.-J. Duan, M.-X. Deng, and R.-Q. Wang, Photon-modulated linear and nonlinear anomalous Hall effects in type-II semi-Dirac semimetals, Phys. Rev. B **105**, 085124 (2022).
- [11] Q.-Y. Xiong, J.-Y. Ba, H.-J. Duan, M.-X. Deng, Y.-M. Wang, and R.-Q. Wang, Optical conductivity and polarization rotation of type-II semi-Dirac materials, Phys. Rev. B **107**, 155150 (2023).
- [12] Y. Shao, S. Moon, A. N. Rudenko, J. Wang, J. Herzog-Arbeitman, M. Ozerov, D. Graf, Z. Sun, R. Queiroz, S. H. Lee, Y. Zhu, Z. Mao, M. I. Katsnelson, B. A. Bernevig, D. Smirnov, A. J. Millis, and D. N. Basov, Semi-Dirac Fermions in a Topological Metal, Phys. Rev. X **14**, 041057 (2024).
- [13] P. Dietl, F. Piéchon, and G. Montambaux, New Magnetic Field Dependence of Landau Levels in a Graphenelike Structure, Phys. Rev. Lett. **100**, 236405 (2008).
- [14] M. Goerbig and G. Montambaux, Dirac Fermions in Condensed Matter and Beyond, in *Dirac Matter*, edited by B. Duplantier, V. Rivasseau, and J.-N. Fuchs (Springer International Publishing, 2017) pp. 25–53.
- [15] R. de Gail, J.-N. Fuchs, M. Goerbig, F. Piéchon, and G. Montambaux, Manipulation of Dirac points in graphene-like crystals, Physica B: Condensed Matter **407**, 1948 (2012).
- [16] V. N. Kotov, B. Uchoa, and O. P. Sushkov, Coulomb interactions and renormalization of semi-Dirac fermions near a topological Lifshitz transition, Phys. Rev. B **103**, 045403 (2021).
- [17] B. Uchoa and K. Seo, Superconducting states for semi-Dirac fermions at zero and finite magnetic fields, Phys. Rev. B **96**, 220503 (2017).
- [18] M. D. Uryszek, E. Christou, A. Jaefari, F. Krüger, and B. Uchoa, Quantum criticality of semi-Dirac fermions in $2 + 1$ dimensions, Phys. Rev. B **100**, 155101 (2019).
- [19] H. Isobe, B.-J. Yang, A. Chubukov, J. Schmalian, and N. Nagaosa, Emergent Non-Fermi-Liquid at the Quantum Critical Point of a Topological Phase Transition in Two Dimensions, Phys. Rev. Lett. **116**, 076803 (2016).
- [20] P. He, C.-H. Hsu, S. Shi, K. Cai, J. Wang, Q. Wang, G. Eda, H. Lin, V. M. Pereira, and H. Yang, Nonlinear magnetotransport shaped by Fermi surface topology and convexity, Nature Communications **10**, 1290 (2019).
- [21] V. N. Kotov, B. Uchoa, V. M. Pereira, F. Guinea, and A. H. Castro Neto, Electron-Electron Interactions in Graphene: Current Status and Perspectives, Rev. Mod. Phys. **84**, 1067 (2012).
- [22] S. M. Girvin and K. Yang, *Modern Condensed Matter Physics* (Cambridge University Press, 2019).
- [23] J. Martin, N. Akerman, G. Ulbricht, T. Lohmann, J. H. Smet, K. von Klitzing, and A. Yacoby, Observation of electron-hole puddles in graphene using a scanning single-electron transistor, Nature Physics **4**, 144 (2007).
- [24] D. E. Sheehy and J. Schmalian, Quantum Critical Scaling in Graphene, Phys. Rev. Lett. **99**, 226803 (2007).
- [25] A. A. Abrikosov, *Fundamentals of the Theory of Metals* (North-Holland, 1988).
- [26] G. P. Mikitik and Y. V. Sharlai, Manifestation of Berry's Phase in Metal Physics, Phys. Rev. Lett. **82**, 2147 (1999).
- [27] D. L. Maslov and A. V. Chubukov, Optical response of correlated electron systems, Reports on Progress in Physics **80**, 026503 (2016).