

# Polaron-Polaritons in Subwavelength Arrays of Trapped Atoms

Kristian Knakkegaard Nielsen,<sup>1,2,\*</sup> Lukas Wangler,<sup>3,2,\*</sup> David Castells-Graells,<sup>4,2,5</sup>

J. Ignacio Cirac,<sup>2,5</sup> Ana Asenjo-Garcia,<sup>6</sup> Daniel Malz,<sup>7</sup> and Cosimo C. Rusconi<sup>8,6</sup>

<sup>1</sup>*Niels Bohr Institute, University of Copenhagen, Jagtvej 128, DK-2200 Copenhagen, Denmark*

<sup>2</sup>*Max-Planck-Institut für Quantenoptik, Hans-Kopfermann-Strasse 1, 85748 Garching, Germany*

<sup>3</sup>*ICFO-Institut de Ciències Fotoniques, The Barcelona Institute of*

*Science and Technology, 08860 Castelldefels (Barcelona), Spain*

<sup>4</sup>*PlanQC GmbH, Lichtenbergstr. 8, 85748 Garching b. München, Germany*

<sup>5</sup>*Munich Center for Quantum Science and Technology, Schellingstrasse 4, D-80799 München, Germany*

<sup>6</sup>*Department of Physics, Columbia University, New York, NY 10027, USA*

<sup>7</sup>*Department of Mathematical Sciences, University of Copenhagen, 2100 Copenhagen, Denmark*

<sup>8</sup>*Instituto de Física Fundamental - Consejo Superior de Investigaciones Científica (CSIC), Madrid, España*

(Dated: January 30, 2026)

Subwavelength arrays of atoms trapped in optical lattices or tweezers are inherently susceptible to deformations: Optomechanical forces produce lattice distortions, which, in turn, modify the optical response of the array. We show that this coupling hybridizes collective atomic excitations (polaritons) with phonons, forming polaron-polaritons—the fundamental quasiparticles governing light-matter interactions in arrays of trapped atoms. Using analytical polaron theory and numerical simulations, we show that: (1) phonons can strongly enhance the decay of subradiant states, but also enable their efficient excitation; (2) transport of dark excitations remains remarkably robust even at low trap frequencies, except when a polariton can resonantly scatter phonons; and (3) motion reduces the reflectivity of a two-dimensional atomic mirror, however, we identify mechanisms that mitigate this degradation and restore reflectivity above 99% in some cases. Our findings lay the foundation for analyzing motional effects in key applications and suggest new ways to harness them in state-of-the-art experiments.

## I. INTRODUCTION

Realizing efficient and controlled interactions between atoms and photons is a central goal in quantum optics, as this capability underpins a wide range of quantum technologies [1]. Achieving such interactions with high fidelity is challenging because atoms can absorb photons from a target optical mode and scatter them into inaccessible channels, leading to significant loss of quantum information. Two well-established strategies to improve the branching ratio into the target mode exploit collective enhancement in disordered atomic ensembles [2] and Purcell enhancement in optical cavities [1].

Subwavelength atomic arrays—ordered arrangements of atoms with lattice spacings smaller than the characteristic dipole-radiation wavelength—have recently emerged as a new paradigm in which destructive interference is harnessed to suppress emission into unwanted optical modes. This enables precisely controlled photon scattering into selected radiation modes—a concept known as *selective radiance* [3]. For example, two-dimensional (2D) atomic arrays with subwavelength lattice spacing exhibit highly directional light-matter coupling and can act as nearly perfect mirrors for incident light [4, 5]. This high reflectivity may enable single-photon quantum memories [6–8], photon-photon gates [9], and sources of non-classical light [10–12] with high fidelity. Notably, selective radiance can yield polynomial [6, 9], and in some

cases even exponential [3], improvements in the scaling of fidelities compared with protocols using disordered ensembles [13, 14].

Additionally, subwavelength atomic arrays have attracted interest for hosting subradiant excitations—collective excitations with strongly suppressed radiative decay [3]. These excitations provide a subspace protected from decoherence, that can be harnessed for long-lived quantum information storage [7, 15, 16] or for realizing topological [17–19] and many-body phenomena [20–23]. Selective radiance and subradiance in atomic arrays also enable the realization of all-atomic nanophotonic structures [16, 24–30], avoiding the technical challenges associated with placing emitters near dielectric solids and providing access to engineered interactions with unconventional photonic baths.

However, the theoretical understanding of subwavelength atomic arrays has largely been developed within idealized models in which the atoms are perfectly pinned at fixed positions. In experimental implementations [22, 31–36], atoms are trapped in optical lattices or tweezers, which inevitably allow for atomic motion [Fig. 1(a)]. Such motion modifies the interatomic separations and thus the photon-mediated interactions, while photons themselves exert forces on the atoms. This induces a coupling between the collective atom-light excitations (polaritons) and motional excitations (phonons). This coupling opens additional dissipation channels, leading to photon scattering into uncontrolled directions. Indeed, recent pioneering experiments on the reflectance of 2D subwavelength arrays [32, 33] have shown that atomic

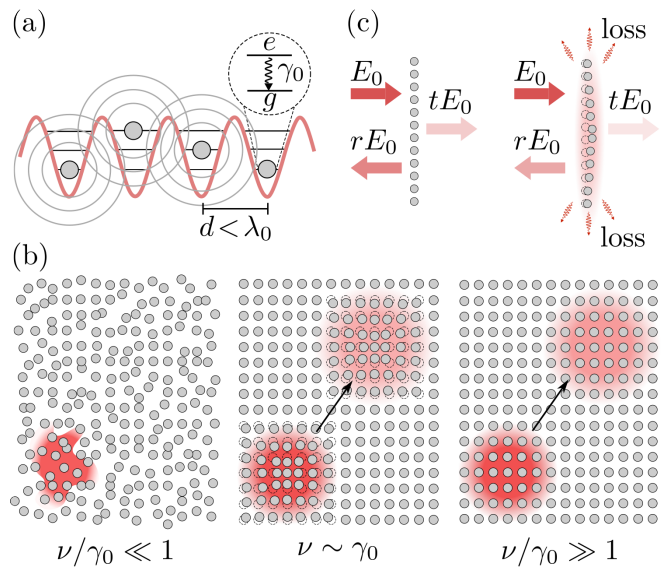
\* These authors contributed equally to this work.

motion can strongly degrade the reflectivity compared to idealized pinned-atom models. A systematic understanding of the impact of atomic motion is therefore essential both for establishing realistic performance bounds and for optimizing experimental platforms to realize the full potential of subwavelength atomic arrays.

In this work, we develop a microscopic framework that captures the intertwined dynamics of internal and motional degrees of freedom in subwavelength arrays of trapped atoms. We show that the interplay between these degrees of freedom naturally gives rise to polaron-polaritons—hybrid excitations composed of polaritons dressed by lattice vibrations—and argue that these quasiparticles constitute the fundamental collective excitations in arrays of trapped atoms. The polaron-polariton viewpoint reveals that motion reshapes the collective optical properties primarily through phonon-assisted scattering processes. These processes become particularly pronounced near resonances with motional sidebands, which typically occur when the atomic trap frequency  $\nu$  is comparable to or smaller than the single-atom natural linewidth  $\gamma_0$ . This regime is realized in most of the current experimental implementations of subwavelength atomic arrays [22, 31–33, 35]. Due to resonances, the optical properties can differ drastically from the idealized scenario of perfectly pinned atoms.

The crucial role of resonant phonon-assisted scattering has been overlooked by previous works. Earlier studies have investigated the effects of atomic motion predominantly in the limiting regimes of fast ( $\nu \gg \gamma_0$ ) or slow ( $\nu \ll \gamma_0$ ) motion [5, 7, 10, 25, 32, 37–49]. In these limits, motion has often been approximated as averaged or static disorder [5, 10, 25, 32, 37, 38, 40, 41, 46–49]. Specifically, in the fast-motion regime, dipole–dipole interactions are averaged over the spatial wavefunction [10] (fast-motion approximation), while in the slow-motion regime atomic positions are sampled from frozen disorder configurations [10] (frozen-motion approximation). Other approaches have restricted attention to regimes where phonon scattering is non-resonant [42–45, 50], did not analyze motional backaction on the internal dynamics [51–54], focused on few-atom systems [55, 56] or studied the problem numerically for a ring of up to thirty atoms [57]. However, the use of regime-specific approximations and numerical viewpoints has made it difficult to identify general principles governing the impact of atomic motion.

In contrast, our polaron-polariton theory provides a physically transparent framework that applies to atoms confined in the Lamb–Dicke regime over a wide range of trap frequencies  $\nu/\gamma_0$ , bridging the limits of fast ( $\nu \gg \gamma_0$ ) and slow ( $\nu \ll \gamma_0$ ) motion. Crucially, resonant phonon-assisted scattering acts as the central organizing principle governing how atomic motion reshapes the collective optical properties. Our theory has direct relevance for ongoing experiments operating across different motional regimes [22, 31–36], and clarifies when simpler treatments of fast or frozen motion remain valid.



**FIG. 1. Motion in subwavelength arrays.** (a) Subwavelength arrays of trapped atoms: recoil due to emission and absorption couples dipole excitation to atomic motion. (b) Propagation of a subradiant excitation in a 2D array. The frozen motion approximation may predict a breakdown of transport in the limit  $\nu \ll \gamma_0$  (left panel). We identify conditions where the propagation of a polaron-polariton remains robust over a broad range of trap frequencies  $\nu \sim \gamma_0$  (central panel). In these cases, transport is similar to the case of fast motion  $\nu \gg \gamma_0$  (right panel). (c) Atomic mirrors exhibit near perfect reflectivity when atoms are pinned (left). Phonon-assisted scattering leads to reduced reflectivity (right). High reflectivities can nevertheless be obtained by suppressing resonant scattering to motional sidebands.

## A. Summary of Results

We apply the polaron-polariton theory to address the following open problems.

(1) How does motion affect subradiance? We show that atomic motion opens up additional decay pathways and enables scattering processes between polaritons and phonons: Off-resonant scattering processes induce a dressing of the bare polariton, while resonant scattering induces a non-radiative decay into motional sidebands at a rate corresponding to Fermi's golden rule.

(2) How does motion affect the propagation of subradiant excitations in subwavelength atomic arrays? In the absence of atomic motion, such excitations propagate losslessly through the system, akin to guided modes in nanophotonic devices. In the slow motion limit, the frozen motion approximation models the effect of motion as static disorder and could predict a breakdown of transport [41, 48, 58], analogous to Anderson localization in closed systems. Within the polaron-polariton picture, the suppression of transport arises from strong resonant phonon-assisted scattering. Building on this insight, we identify conditions under which such resonant scattering effects are weak even at small trapping frequencies and

show that transport remains remarkably robust as long as resonant scattering is suppressed [Fig. 1(b)].

(3) How does atomic motion modify selective radiance in a 2D atomic mirror? We show that resonant scattering into sidebands is the dominant process leading to emission into unwanted channels, hereby degrading the mirror's reflectivity [Fig. 1(c)]. However, the impact of resonances can be reduced by changing the trap frequency or the lattice geometry, thereby allowing to achieve reflectivities at the 99% level under realistic experimental conditions.

(4) Can motional degrees of freedom be harnessed as a resource? We demonstrate that resonant phonon scattering allows to directly excite subradiant states of a 2D sub-wavelength array with an external laser, a process otherwise disallowed by quasimomentum conservation when atoms are pinned.

The paper is organized as follows: in Sec. II, we present the general model and introduce the polaron-polariton framework. We apply the theory to the polaron-polariton quasiparticle properties in free-space subwavelength arrays in Sec. III. We analyze excitation transport in Sec. IV, light-scattering from a 2D array in Sec. V, including the collective nature of phonon-assisted light-scattering processes, and discuss how to harness phonons to directly excite subradiant states in Sec. VI. In Section VII, we discuss experimental implementations and generalizations of our approach. We draw our conclusions in Sec. VIII.

## II. MODEL

We consider an array of atoms interacting with the surrounding electromagnetic field. We model the atoms as two-level systems with ground state  $|g\rangle$ , excited state  $|e\rangle$ , resonance frequency  $\omega_0$ , and natural linewidth  $\gamma_0$ . We assume that ground and excited states experience the same trapping potential and model the spatial degrees of freedom of each atom as a harmonic oscillator with frequencies  $\nu_\alpha$  along the spatial directions  $\alpha = x, y, z$ . We denote atomic positions as  $\hat{\mathbf{r}}_{\mathbf{n}} = d\mathbf{n} + \hat{\mathbf{R}}_{\mathbf{n}}$ , where  $d$  is the lattice constant and  $\hat{\mathbf{R}}_{\mathbf{n}}$  describes deviations from the trap center,  $\mathbf{r}_{\mathbf{n}} = d\mathbf{n}$ , of site  $\mathbf{n}$ . Tracing out the photonic field within the Born-Markov approximation, the dynamics of the atoms is described by ( $\hbar = 1$ )

$$\partial_t \hat{\rho} = -i \left( \hat{H} \hat{\rho} - \hat{\rho} \hat{H}^\dagger \right) + \mathcal{R} \hat{\rho}, \quad (1)$$

with the non-Hermitian Hamiltonian

$$\hat{H} = \omega_0 \sum_{\mathbf{n}} \hat{\sigma}_{\mathbf{n}}^+ \hat{\sigma}_{\mathbf{n}}^- + \sum_{\alpha, \mathbf{n}} \nu_\alpha \hat{b}_{\alpha \mathbf{n}}^\dagger \hat{b}_{\alpha \mathbf{n}} + \sum_{\mathbf{n}, \mathbf{m}} G(\hat{\mathbf{r}}_{\mathbf{n}} - \hat{\mathbf{r}}_{\mathbf{m}}) \hat{\sigma}_{\mathbf{m}}^+ \hat{\sigma}_{\mathbf{n}}^-, \quad (2)$$

and recycling term

$$\mathcal{R} \hat{\rho} = \sum_{\mathbf{m}, \mathbf{n}} \left[ e^{\hat{\mathbf{R}}_{\mathbf{n}} \cdot \nabla_{\mathbf{n}}} \hat{\sigma}_{\mathbf{n}}^- \hat{\rho} \hat{\sigma}_{\mathbf{m}}^+ e^{\hat{\mathbf{R}}_{\mathbf{m}} \cdot \nabla_{\mathbf{m}}} \right] \text{Im}[G(\mathbf{n}d - \mathbf{m}d)], \quad (3)$$

where  $\mathbf{e}_\alpha \cdot \nabla_{\mathbf{n}} = \partial/\partial(dn_\alpha)$ . The first and second terms in Eq. (2) represent, respectively, the internal and mechanical energy of the atoms where the atomic internal excitations are described in terms of spin excitations by the operator  $\hat{\sigma}_{\mathbf{n}}^\pm = (\hat{\sigma}_{\mathbf{n}}^\mp)^\dagger \equiv |e_{\mathbf{n}}\rangle\langle g_{\mathbf{n}}|$ . In this description, we will interchangeably refer to collective dipolar excitations as polaritons and spin waves. In Eq. (2), the bosonic operator  $\hat{b}_{\alpha \mathbf{n}}^\dagger$  ( $\hat{b}_{\alpha \mathbf{n}}$ ) creates (annihilates) an atomic motional excitation (a phonon) at the site  $\mathbf{n}$  along a direction  $\alpha = x, y, z$ . The last term in Eq. (2) describes dipole-dipole interactions. Since the dipole-dipole interactions depend on interatomic distances, this term induces a coupling between the internal and motional degrees of freedom. The complex coupling rate  $G(\mathbf{r})$ , describing both coherent and dissipative interactions, is proportional to the electromagnetic Green's function. Equation (2) applies to the case of atoms along a waveguide, in a cavity, or in free space depending on the form of  $G(\mathbf{r})$  [59].

Solving Eq. (1) in full generality is intractable. In the following, we restrict our attention to the linear-response regime with at most one photon and one phonon excitation. This is permissible far from saturation, provided that we work in the Lamb-Dicke regime with low phonon occupations,

$$\eta_\alpha \equiv \sqrt{\frac{\nu_R}{\nu_\alpha}} \ll 1 \text{ and } n_{\text{th}, \alpha} \ll 1, \quad (4)$$

by which phonons have a perturbative effect. Here,  $\nu_R = k_0^2/2M$  is the resonant recoil frequency of the atoms with mass  $M$ ,  $k_0 \equiv \omega_0/c$ , and  $n_{\text{th}, \alpha}$  is the average thermal excitations in the atomic center of mass motion.

We can then expand Eq. (2) in powers of the Lamb-Dicke parameters  $\eta_\alpha$  as

$$\hat{H} \simeq \hat{H}_0 + \sum_{\alpha} \eta_\alpha \hat{H}_1^\alpha + \frac{1}{2} \sum_{\alpha, \beta} \eta_\alpha \eta_\beta \hat{H}_2^{\alpha\beta}. \quad (5)$$

As shown in Ref. [3], for arrays containing many atoms ( $N \gg 1$ )  $\hat{H}_0$  can be well approximated in Fourier space by

$$\hat{H}_0 = \sum_{\alpha, \mathbf{p}} \nu_\alpha \hat{b}_{\alpha, \mathbf{p}}^\dagger \hat{b}_{\alpha, \mathbf{p}} + \sum_{\mathbf{p}} \left( \omega_0 + \varepsilon_{\mathbf{p}}^{(0)} \right) \hat{s}_{\mathbf{p}}^\dagger \hat{s}_{\mathbf{p}}, \quad (6)$$

where  $\hat{s}_{\mathbf{p}}^\dagger = N^{-1/2} \sum_{\mathbf{m}} e^{i\mathbf{p} \cdot \mathbf{r}_{\mathbf{m}}} \hat{\sigma}_{\mathbf{m}}^+$  creates a polariton with quasimomentum  $\mathbf{p}$ , the dispersion of the polaritons  $\varepsilon_{\mathbf{p}}^{(0)} = \sum_{\mathbf{n}} G(\mathbf{r}_{\mathbf{n}}) e^{-i\mathbf{p} \cdot \mathbf{r}_{\mathbf{n}}}$  is the Fourier transform of  $G$ , and we introduced  $\hat{b}_{\alpha, \mathbf{p}}^\dagger \equiv N^{-1/2} \sum_{\mathbf{m}} e^{i\mathbf{p} \cdot \mathbf{r}_{\mathbf{m}}} \hat{b}_{\alpha, \mathbf{m}}^\dagger$ . The dispersion and decay rate of the collective modes are given by  $J_{\mathbf{p}}^{(0)} = \text{Re}(\varepsilon_{\mathbf{p}}^{(0)})$  and  $\Gamma_{\mathbf{p}}^{(0)} = -2\text{Im}(\varepsilon_{\mathbf{p}}^{(0)})$ , respectively. To first order in  $\eta_\alpha$ , we obtain the spin-phonon coupling

$$\hat{H}_1^\alpha = \frac{1}{\sqrt{N}} \sum_{\mathbf{p}, \mathbf{q}} g_{\mathbf{q}, \mathbf{p}}^\alpha \left( \hat{b}_{\alpha \mathbf{p}-\mathbf{q}}^\dagger \hat{s}_{\mathbf{q}}^\dagger \hat{s}_{\mathbf{p}} - \hat{s}_{\mathbf{p}}^\dagger \hat{s}_{\mathbf{q}} \hat{b}_{\alpha \mathbf{p}-\mathbf{q}} \right), \quad (7)$$

where we define

$$g_{\mathbf{q}, \mathbf{p}}^\alpha = \sum_{\mathbf{n}} G_{\mathbf{n}0}^\alpha \left( e^{i\mathbf{q} \cdot \mathbf{r}_{\mathbf{n}}} - e^{i\mathbf{p} \cdot \mathbf{r}_{\mathbf{n}}} \right), \quad (8)$$

with  $G^\alpha(\mathbf{r}) \equiv k_0^{-1} \partial_\alpha G$ . We note that the coupling,  $g_{\mathbf{q},\mathbf{p}}^\alpha$ , between subradiant modes ( $q, p > k_0$ ) is purely imaginary, whereby the corresponding term in Eq. (7) is Hermitian as one might expect.

If the phonon population is negligible, the term to second order in  $\eta_\alpha$  modifies the dispersion relation as (see Section A)

$$\varepsilon_{\mathbf{p}}^{(0)} \longrightarrow \varepsilon_{\mathbf{p}}^\infty \equiv \varepsilon_{\mathbf{p}}^{(0)} + \Delta\varepsilon_{\mathbf{p}}. \quad (9)$$

In this manner, the coupling is explicitly written as a Fröhlich interaction [60] of the polariton excitation with phononic mechanical modes.

This suggests to think of the motion of the spin wave in terms of *polarons*, describing how the spin excitation becomes dressed by quantum mechanical lattice distortions in direct analogy to the original work by Landau and Pekar [61, 62] on the motion of electrons in dielectric media. One should note, however, that the interaction is not due to an inherent attraction or repulsion of ground state atoms to the excited atom, but rather arises due to atomic displacement affecting the hopping [63, 64], which is here mediated by the exchange of photons. It is the photon-mediated hopping of the excitation that leads to emission and absorption of phonons. In this sense, the photonic coupling is both responsible for the formation of the polariton and its coupling to vibrational modes: that is, without the light, there would neither be a polariton *nor* a polaron.

### A. Polaron-polariton description

As a result of the displacement-mediated hopping in Eq. (7), the polaritons in Eq. (6) couple to the mechanical oscillations in the array and should, hereby, lead to the formation of phonon-dressed polaritons, i.e., polaron-polaritons.

We quantify these motional effects by calculating their influence on the spin-wave retarded Green's function  $iG_{\mathbf{p}}^R(t) = \theta(t) \text{tr}\{\hat{s}_{\mathbf{p}}(t) \hat{s}_{\mathbf{p}}^\dagger \rho_0\}$ , where  $\rho_0 = |0\rangle\langle 0|$  is the vacuum state. Computing this using Eq. (1), we obtain

$$iG_{\mathbf{p}}^R(t) = \theta(t) \langle 0 | \hat{s}_{\mathbf{p}} e^{-i\hat{H}t} \hat{s}_{\mathbf{p}}^\dagger | 0 \rangle \equiv \theta(t) \langle 0 | \hat{s}_{\mathbf{p}} | \Psi_{\mathbf{p}}(t) \rangle, \quad (10)$$

where  $\hat{H}$  is the non-Hermitian Hamiltonian in Eq. (2) and, consequently,  $|\Psi_{\mathbf{p}}(t)\rangle$  is not normalized, but rather its norm decays with time  $t$ . In the Lamb-Dicke regime, we treat the phonons perturbatively and restrict our attention to the subspace with at most one phonon excitation. This corresponds to expressing the evolved state in terms of the Chevy ansatz [65]

$$|\Psi_{\mathbf{p}}(t)\rangle \simeq B_{\mathbf{p}}(t) \hat{s}_{\mathbf{p}}^\dagger | 0 \rangle + \sum_{\mathbf{q},\alpha} C_{\mathbf{p},\mathbf{q}}^\alpha(t) \hat{s}_{\mathbf{q}}^\dagger \hat{b}_{\alpha,\mathbf{p}-\mathbf{q}}^\dagger | 0 \rangle. \quad (11)$$

Evolving this state with the initial condition  $B_{\mathbf{p}}(0) = 1$ ,  $C_{\mathbf{p},\mathbf{q}}^\alpha(0) = 0$ , we obtain the retarded Green's function as  $G_{\mathbf{p}}^R(t) = -i\theta(t)B_{\mathbf{p}}(t)$ .

To derive the equation of motion for  $G_{\mathbf{p}}^R(t)$ , we first use the Schrödinger equation  $i\partial_t |\Psi_{\mathbf{p}}(t)\rangle = \hat{H} |\Psi_{\mathbf{p}}(t)\rangle$  and project it onto the single phonon subspace. We then integrate out the phononic contributions,  $C_{\mathbf{p},\mathbf{q}}^\alpha(t)$ , to get

$$i\partial_t G_{\mathbf{p}}^R(t) = \delta(t) + \varepsilon_{\mathbf{p}}^\infty G_{\mathbf{p}}^R(t) + \frac{i}{N} \sum_{\mathbf{q},\alpha} (\eta_\alpha g_{\mathbf{q},\mathbf{p}}^\alpha)^2 \times \int_0^\infty d\tau e^{-i(\varepsilon_{\mathbf{q}} + \nu_\alpha - i0^+)\tau} G_{\mathbf{p}}^R(t-\tau), \quad (12)$$

where  $\delta(t) = \partial_t \theta(t)$  is the Dirac delta function, and the positive infinitesimal  $0^+$  is used to regularize the temporal integral. Equation (12) is solved by a Fourier transformation,  $G_{\mathbf{p}}^R(t) = \int d\omega \exp(-i\omega t) G_{\mathbf{p}}^R(\omega) / (2\pi)$ . This yields

$$G_{\mathbf{p}}^R(\omega) = \frac{1}{\omega - \varepsilon_{\mathbf{p}}^\infty - \Sigma_{\mathbf{p}}(\omega) + i0^+}, \quad (13)$$

in which we identify the self-energy for the emission and absorption of phonons

$$\Sigma_{\mathbf{p}}(\omega) = -\frac{1}{N} \sum_{\mathbf{q},\alpha} \frac{(\eta_\alpha g_{\mathbf{q},\mathbf{p}}^\alpha)^2}{\omega - \varepsilon_{\mathbf{q}}^\infty - \nu_\alpha + i0^+}. \quad (14)$$

The poles of  $G_{\mathbf{p}}^R(\omega)$ , hereby, define the modified eigenenergies, which to second order in  $\eta_\alpha$  read

$$E_{\mathbf{p}} = \varepsilon_{\mathbf{p}}^\infty - \frac{1}{N} \sum_{\mathbf{q},\alpha} \frac{(\eta_\alpha g_{\mathbf{q},\mathbf{p}}^\alpha)^2}{\varepsilon_{\mathbf{p}}^{(0)} - \varepsilon_{\mathbf{q}}^{(0)} - \nu_\alpha + i0^+}. \quad (15)$$

Equation (15) represents the excitation energy and linewidth of the emergent polaron-polaritons. It contains two contributions at order  $\eta_\alpha^2$ . The first comes from the zero-point motion of the atoms and is contained in  $\varepsilon_{\mathbf{p}}^\infty$ , while the second arises due to the Fröhlich-type coupling to mechanical modes when the photon hops from one spin to another. Indeed, in analogy to the dynamical Chevy ansatz in Eq. (11), we find a perturbed quasiparticle eigenstate

$$|\psi_{\mathbf{p}}\rangle = Z_{\mathbf{p}}^{1/2} \left[ \hat{s}_{\mathbf{p}}^\dagger + \frac{1}{\sqrt{N}} \sum_{\mathbf{q},\alpha} \frac{\eta_\alpha g_{\mathbf{p},\mathbf{q}}^\alpha}{\varepsilon_{\mathbf{p}}^{(0)} - \varepsilon_{\mathbf{q}}^{(0)} - \nu_\alpha} \hat{s}_{\mathbf{q}}^\dagger \hat{b}_{\alpha,\mathbf{p}-\mathbf{q}}^\dagger \right] | 0 \rangle \quad (16)$$

of the non-Hermitian Hamiltonian in Eq. (5). The prefactor  $Z_{\mathbf{p}} = (\langle 0 | \hat{s}_{\mathbf{p}} | \psi_{\mathbf{p}} \rangle)^2$  is the quasiparticle spectral weight. It defines the amplitude of the long-time behavior of the retarded Green's function,  $iG_{\mathbf{p}}^R(t) \rightarrow Z_{\mathbf{p}} e^{-iE_{\mathbf{p}}t}$ , and may be calculated from the self-energy as

$$Z_{\mathbf{p}} = \frac{1}{1 - \partial_\omega \Sigma_{\mathbf{p}}(\omega)|_{\omega=E_{\mathbf{p}}}}, \quad (17)$$

using Eq. (14). Note that unlike Hermitian systems, Eq. (17) can be complex and its norm can be *larger than one* [66]. As a result, the probabilistic interpretation of the spectral weight does not fully apply in the



non-Hermitian case (see Appendix B). In particular, it means that a breakdown in the quasiparticle theory developed here occurs for both  $|Z_{\mathbf{p}}| \ll 1$  and  $|Z_{\mathbf{p}}| \gg 1$ .

Equations (11) and (16) describe the dressing of polaritons with phonons, in contrast to the usual scenario of dressing with matter-matter excitations in the context of exciton-polaritons [67, 68] and impurities in quantum gases [69, 70].

In the following, we treat the ratio  $\nu_{\alpha}/\gamma_0$  and the Lamb-Dicke parameters  $\eta_{\alpha}$  as independent. We do so to keep our discussion as general as possible in light of the different experimental regimes currently available by using different atomic species and different atomic transitions within the same species. A summary of the most common atomic species and the corresponding values of the relevant parameters are given below in Table I.

### III. POLARON-POLARITONS IN FREE-SPACE SUBWAVELENGTH ARRAYS

In the following, we analyze the impact of quantum motion on the energy, decay rate and spectral weight of the phonon-dressed polaritons described by Eqs. (15) and (17). We consider one- and two-dimensional atomic arrays in free space. The main take away messages of our analysis are: (i) The dispersion relation is only weakly perturbed. (ii) The decay rate and spectral weight of the subradiant states can be strongly modified, due to singularities in the density of states at saddle points (in 2D arrays) or maxima (in 1D arrays) of the polariton's dispersion relation.

The dipole coupling is obtained from the free space electromagnetic Green's tensor as specified in Sections C and D. For convenience, we assume the case of isotropic trap frequencies,  $\eta_{\alpha} = \eta$ , for all  $\alpha$ . We assume that the array contains a large number of atoms ( $N \gg 1$ ), such that the bulk physics is well captured by Eqs. (15) and (17). For  $N \gg 1$ , we may convert the discrete sum in Eq. (15) to an integral over the first Brillouin zone (BZ)

$$E_{\mathbf{p}} = \varepsilon_{\mathbf{p}}^{\infty} - \eta^2 d^D \int_{\text{BZ}} \frac{d^D \mathbf{q}}{(2\pi)^D} \frac{\sum_{\alpha} (g_{\mathbf{q},\mathbf{p}}^{\alpha})^2}{\varepsilon_{\mathbf{p}}^{(0)} - \varepsilon_{\mathbf{q}}^{(0)} - \nu + i0^+}. \quad (18)$$

For atoms in free space and isotropic traps, the first term in Eq. (18), takes the simple form [7, 47]

$$\varepsilon_{\mathbf{p}}^{\infty} = (1 - \eta^2) \varepsilon_{\mathbf{p}}^{(0)} - i \frac{\eta^2 \gamma_0}{2}. \quad (19)$$

To understand the different contributions in Eq. (18) it is instructive to first consider the fast motion limit ( $\nu \gg \gamma_0$ ). In this limit, the trap frequency is much faster than the dipole interaction rate and the second term in Eq. (18), which originates from the scattering between polariton modes with the creation of a phonon, is suppressed. The sole motional correction is thus Eq. (19) which coincides with the one found by other authors in

this regime [7, 47, 49, 50, 57]. It modifies the polariton dispersion and linewidth as  $J_{\mathbf{p}}^{(0)} \rightarrow (1 - \eta^2) J_{\mathbf{p}}^{(0)}$  and  $\Gamma_{\mathbf{p}}^{(0)} \rightarrow (1 - \eta^2) \Gamma_{\mathbf{p}}^{(0)} + \eta^2 \gamma_0$  respectively, where  $\eta^2$  quantifies the probability of an atom to recoil when emitting a photon into the far field. The modified linewidth can then be simply understood as the incoherent sum of two decay channels. In the absence of recoil, happening with a probability  $1 - \eta^2$ , a photon is scattered collectively at the rate  $\Gamma_{\mathbf{p}}^{(0)}$ . With probability  $\eta^2$ , an atom recoils and the photon is independently emitted by that atom at a rate  $\gamma_0$  along directions dictated by the atom's dipole transition. For atoms initially prepared in their motional ground state, the presence of a phonon at a particular site provides which-path information about which atom has radiated the photon thus suppressing collective scattering [71]. Notably, subradiant modes acquire a nonzero decay rate,  $\eta^2 \gamma_0$ , due to this process.

For finite trap frequencies, a polariton with momentum  $\mathbf{p}$  can scatter to a polariton with momentum  $\mathbf{q}$  by creating a lattice phonon. This leads to a change in the polariton dispersion described by the second term in Eq. (18). This scattering process is suppressed across most of the Brillouin zone. For a polariton with energy  $\varepsilon_{\mathbf{p}}^{(0)}$ , the energy mismatch in scattering to a polariton-phonon pair with energy  $\varepsilon_{\mathbf{q}}^{(0)} + \nu$  is typically much larger than the coupling  $\eta_{\alpha} g_{\mathbf{q},\mathbf{p}}^{\alpha}$ . Nonetheless, in most situations there exist specific momenta  $\mathbf{q}$  for which the process becomes resonant, satisfying  $\varepsilon_{\mathbf{q}}^{(0)} + \nu = \varepsilon_{\mathbf{p}}^{(0)}$ . In such cases, the integrand in Eq. (18) has a pole<sup>1</sup>. We isolate the contribution from this pole by writing the self-energy as

$$\Sigma_{\mathbf{p}} = \Sigma_{\mathbf{p}}^{\text{res}} + \Sigma_{\mathbf{p}}^{\text{off-res}}. \quad (20)$$

Here,  $\Sigma_{\mathbf{p}}^{\text{res}}$  is the contribution from the pole that arises due to the resonant scattering processes. Coupling resonantly to a band of states induces a decay of the polariton at a rate  $-2\text{Im}(\Sigma_{\mathbf{p}}^{\text{res}})$ . This decay does not describe scattering to free space, but non-radiative losses where excitations are transferred to other modes in the array. The term  $\Sigma_{\mathbf{p}}^{\text{off-res}}$ , instead, corresponds to the off-resonant phonon-mediated interaction with all the other (bright and dark) modes of the array. In particular,  $-2\text{Im}(\Sigma_{\mathbf{p}}^{\text{off-res}})$  can be interpreted as a renormalization of the free-space scattering rate due to the dressing of the bare polariton mode  $\mathbf{p}$  with all the non-resonant modes.

#### A. 2D Arrays

For brevity, we focus our detailed numerical analysis on 2D arrays. Qualitatively similar results are found for

<sup>1</sup> There are also poles in both the interaction vertex  $g_{\mathbf{q},\mathbf{p}}^{\alpha}$  and the energy  $\varepsilon_{\mathbf{q}}^{(0)}$  at  $|\mathbf{q}| = k_0$ . These poles, however, are integrable as we show in Section E. The integrability of these poles is important for the consistency of our approach because the description of Eq. (1) breaks down at the light cone.

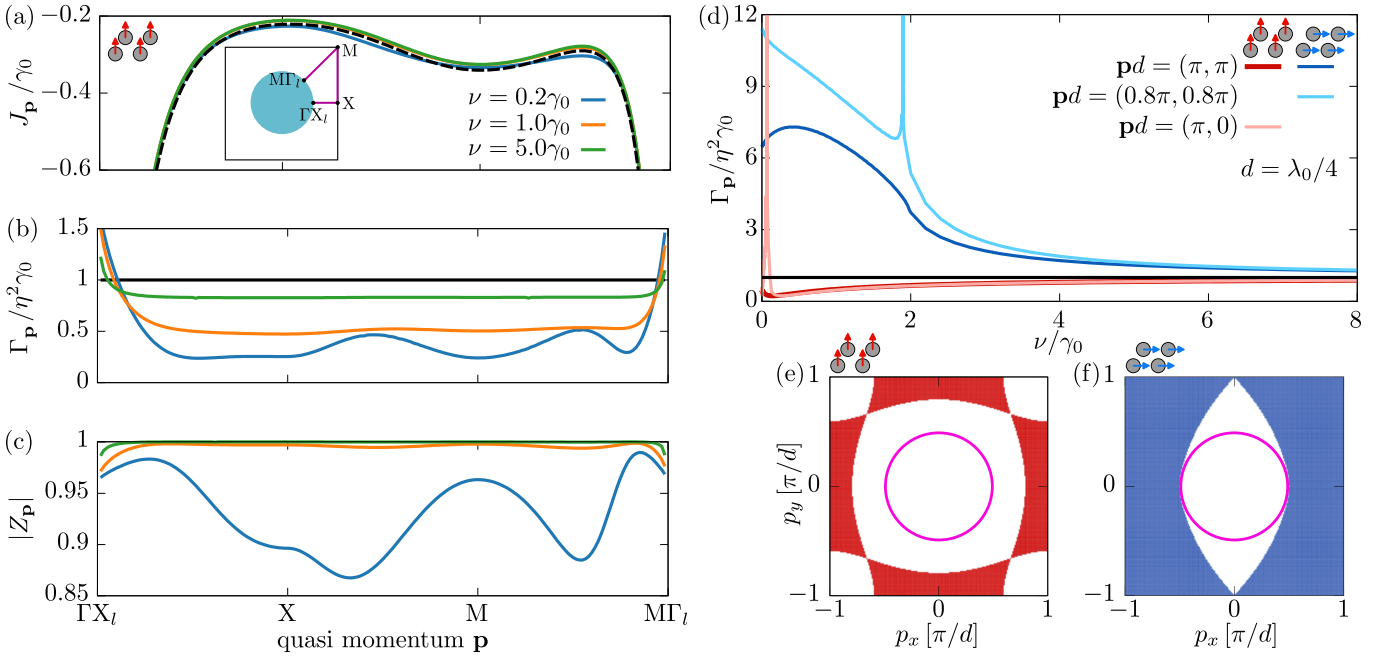


FIG. 2. **Polaron-polaritons properties in 2D arrays.** (a) Dispersion relation, (b) decay rate and (c) quasiparticle weight for a polaron-polariton in 2D arrays for perpendicularly polarized light relative to the array [see schematic array representation in the top left corner of (a)] and for indicated values of trapping frequency,  $\nu$ . The inset in (a) shows the symmetric lines in the first Brillouin zone outside of the light cone (blue disk region). The black dashed line in (a) and (b) show respectively the unperturbed value  $J_{\mathbf{p}}^{(0)}$  and the fast motion correction  $\eta^2 \gamma_0$  to the decay rate. (d) Decay rate vs trap frequency for indicated quasimomenta and dipole polarizations, and with lattice spacing  $d = \lambda_0/4$ . These are further compared to the contribution from the zero-point motion,  $\eta^2 \gamma_0$ , which they approach for  $\nu \gg \gamma_0$  (black line). The divergences for  $\mathbf{p} = (0.8\pi, 0.8\pi)$  and  $\mathbf{p} = (\pi, 0)$  are logarithmic, appearing due to a resonant coupling to a saddle-point in the dispersion,  $J_{\mathbf{q}}$ . For (e) perpendicular and (f) parallel polarization, we indicated (colors) the modes which admit a logarithmic divergence at a particular value  $\nu/\gamma_0$ . The pink circles show the light cone at  $k = k_0$ . In panels (a) and (c), we use  $\eta = 0.2$ .

1D arrays (see Section F). For 2D arrays, the resonant and off-resonant contributions in Eq. (20) read

$$\Sigma_{\mathbf{p}}^{\text{res}} = \frac{i\eta^2 d^2}{2} \int_0^{2\pi} \frac{d\varphi}{2\pi} \sum_{\mathbf{q} \in \mathcal{R}(\varphi)} \frac{q \sum_{\alpha} (g_{\mathbf{q},\mathbf{p}}^{\alpha})^2}{|\partial_k \varepsilon_{\mathbf{k}}^{(0)}|_{\mathbf{k}=\mathbf{q}}}, \quad (21)$$

$$\Sigma_{\mathbf{p}}^{\text{off-res}} = -\eta^2 d^2 \int_0^{2\pi} \frac{d\varphi}{2\pi} \text{P} \int_0^{q_{\text{max}}} \frac{dq q \sum_{\alpha} (g_{\mathbf{q},\mathbf{p}}^{\alpha})^2}{2\pi \varepsilon_{\mathbf{p}}^{(0)} - \varepsilon_{\mathbf{q}}^{(0)} - \nu}. \quad (22)$$

Here,  $\mathcal{R}(\varphi)$  denotes the set of resonances  $\mathbf{q}$  at polar angle  $\varphi$ , i.e.  $\varepsilon_{\mathbf{p}}^{(0)} = \varepsilon_{\mathbf{q}}^{(0)} + \nu$ . Moreover, P denotes the Cauchy principal value, while  $q_{\text{max}}(\varphi)$  is the maximum crystal momentum at  $\varphi$  within the first Brillouin zone. We note that the resonant contribution depends on the density of states,  $\propto 1/|\partial_k \varepsilon_{\mathbf{k}}^{(0)}|_{\mathbf{k}=\mathbf{q}}$ .

From Equations (21), (22), (18) and (17), we numerically calculate the perturbed energy and spectral weight of the polaron-polariton (see Section E 2 for details). The results are plotted in Fig. 2(a)-2(c) for a few indicated values of the trapping frequency  $\nu/\gamma_0$  and in the case of atoms linearly polarized along a direction perpendicular to the array plane. We note that even as the trap frequency decreases below the natural linewidth,  $\nu \lesssim \gamma_0$ , the dispersion  $J_{\mathbf{p}} = \text{Re}(E_{\mathbf{p}})$  remains robust and is only weakly affected by atomic motion [Fig. 2(a)]. Moreover, while a diminishing trap frequency eventually leads to a

stronger generation of phonons and smaller values of the spectral weight in Fig. 2(c), it generally remains close to unity,  $|Z_{\mathbf{p}}| \simeq 1$ .

We attribute the robustness of the dispersion relation,  $J_{\mathbf{p}}$ , to the fact that scattering to almost all crystal momenta  $\mathbf{q}$  is suppressed even for small trap frequencies  $\nu < \gamma_0$ , because the energy mismatch  $\sim \gamma_0$  is larger than the coupling  $\eta g_{\mathbf{q},\mathbf{p}}^{\alpha}$ . In addition, differences in the decay rates ( $\Gamma_{\mathbf{p}}^{(0)} = -2\text{Im}(\varepsilon_{\mathbf{p}}^{(0)})$ ) generally suppress scattering between subradiant and superradiant modes. Finally, when resonant scattering channels exist, they contribute to the non-radiative decay of the polariton via Eq. (21) but do not modify the dispersion. Mathematically, this follows from the fact that resonant scattering channels exist only from one subradiant state to another, for which the spin-phonon coupling in Eq. (8) is Hermitian. Therefore, the resonance only contributes to the imaginary part of the self-energy and, thereby, to the collective (non-radiative) decay rate of that particular polaron-polariton state.

On the other hand, we find that the collective decay rate can be strongly modified by atomic motion [Fig. 2(b)], and can *both* be higher and lower than the fast motion limit of  $\eta^2 \gamma_0$  described in Eq. (19). This enhancement and suppression of decay can be viewed as

the result of constructive and destructive interference, respectively, of two processes. The first, as discussed before, contributing with  $\eta^2\gamma_0$ , is given by the creation of a phonon during photon emission into the far field. The second arises from Eq. (22) and corresponds to the emission of a photon to free space through the off-resonant scattering of a polariton into a bright mode with  $|\mathbf{q}| < k_0$  and a phonon with quasimomentum  $\mathbf{p} - \mathbf{q}$ . In both instances, the final state of the system contains one phonon and, therefore, the two processes can interfere. Note that the resonant and non-radiative scattering between dark polaritons, described by Eq. (21), does not interfere with the previous two processes.

To analyze this behavior further, we plot in Fig. 2(d) the collective decay rate at indicated crystal momenta and for both parallel and perpendicular polarizations. When the trap frequency is large,  $\nu \gg \gamma_0$ , the off-resonant contribution in Eq. (22) becomes highly detuned. Moreover, only modes near the light cone contribute to the resonant correction in Eq. (21). Since the density of states is small here, it has little impact on the collective decay. As a result of both of these effects, the decay rate for states outside the light cone converges to the fast motion limit  $\eta^2\gamma_0$  in Eq. (19) for  $\nu \gg \gamma_0$ . On the other hand, when the trap frequency is lowered, perpendicular polarization generally leads to a considerable suppression of the collective decay rate, below  $\eta^2\gamma_0$ , associated with destructively interfering processes, whereas parallel polarization leads to a large enhancement above  $\eta^2\gamma_0$ , associated with constructive interference.

Moreover, we find that for some momenta, there is a *logarithmic* divergence in the decay rate,

$$\Gamma_{\mathbf{p}} \simeq -\eta^2 c_{\mathbf{p}} \gamma_0 \ln \left[ \frac{|\nu - \nu_c|}{\nu_c} \right], \quad (23)$$

with a momentum-dependent prefactor  $c_{\mathbf{p}}$ . This happens for one particular critical value of trap frequency,  $\nu_c$ , by which the mode  $\mathbf{p}$  scatters resonantly and non-radiatively to a *saddle-point* mode of the dispersion  $\varepsilon_{\mathbf{q}}^{(0)}$ ,  $\varepsilon_{\mathbf{p}}^{(0)} = \varepsilon_{\mathbf{q}}^{(0)} + \nu_c$ , as described by Eq. (21). For  $x$ -polarized dipoles this saddle point appears at  $\mathbf{q}d = (0, \pi)$ , while for perpendicular polarized dipoles it depends on the chosen inter-particle distance. For the one considered here,  $d = \lambda_0/4$ , it occurs around  $\mathbf{q}d \simeq (0.65\pi, 0.65\pi)$ . This enhanced decay rate, hereby, corresponds to an enhanced rate of non-radiative scattering into specific subradiant modes. In Sec. VI, we show that this mechanism can be used to excite subradiant modes via a phononic sideband.

At these saddle points, it follows from Eq. (17) that the residue in second-order perturbation theory vanishes linearly,

$$|Z_{\mathbf{p}}| = \frac{1}{|(1 + \partial_{\nu} J_{\mathbf{p}})^2 + (\partial_{\nu} \Gamma_{\mathbf{p}})^2/4|^{1/2}} \simeq \frac{|\nu - \nu_c|}{2\eta^2 c_{\mathbf{p}} \gamma_0}. \quad (24)$$

This is a clear indication of the breakdown of our perturbative treatment. When scattering to saddle points with a diverging density of states, it is thus necessary

to include higher-order processes to quantitatively predict the modified decay rate of subradiant states. This calculation is beyond the scope of this work, though we expect it to merely lead to a softening of the appearing resonances. To further characterize these instabilities, we plot in Figs. 2(e) and 2(f) the momenta which become unstable at some critical trapping frequency,  $\nu_c$ . These are defined by points for which the mode at  $\mathbf{p}$  is energetically above the saddle-point at  $\mathbf{q}$ ,  $J_{\mathbf{p}} > J_{\mathbf{q}}$ . Note, however, that for parallel polarization, the momenta at the corners of the BZ,  $(\pm\pi, \pi)$ ,  $(\pm\pi, -\pi)$ , as well as  $(\pm\pi, 0)$  are actually stable, because the coupling to  $\mathbf{q} = (0, \pi)$  vanishes faster than the divergence occurs. As a result, the associated collective decay rate, as exemplified by the dark blue curve in Fig. 2(d), is well-behaved.

So far, we focused solely on the subradiant states outside the light cone. For the superradiant states inside the light cone, the resonant contribution in Eq. (21) is slightly modified, as we describe in Section E2. However, for the cases investigated here, the dispersion of the collective states has saddle points within the light cone. Therefore, there are *no* logarithmic divergences in the decay rate, whereby its modification will be of order  $\eta^2$ . As a result, their superradiant behavior is robust.

In the following sections, we apply the polaron description to investigate the effects of atomic motion on the properties of subwavelength atomic arrays.

#### IV. TRANSPORT

In this Section, we study the effect of atomic motion on transport of a subradiant excitation through a 1D and 2D array of atoms. When a single excitation is present, a subwavelength array behaves like a dielectric material where subradiant modes correspond to guided modes propagating through the system with minimal to no loss [3, 16, 25, 27, 28, 48]. Previous works have modeled the effect of atomic motion as classical disorder within the frozen motion approximation, predicting suppression of propagation in 1D arrays [37, 48, 72]. In contrast with these predictions, we showed in Section III that a polaron-polariton has a well-defined quasimomentum, a well-defined quasiparticle weight,  $|Z_{\mathbf{p}}| \simeq 1$ , and its dispersion relation shows a behavior close to the case of pinned atoms over a wide range of values of  $\nu/\gamma_0$  (see Fig. 2 and Fig. 10 in Appendix F for 1D arrays). Here, we demonstrate that this translates into robust transport properties for polaron-polaritons, whenever resonant phonon scattering is suppressed.

In the following, we simulate transport of an excitation in real space in both 1D and 2D arrays. Specifically, we solve the Schrödinger equation,  $i\partial_t |\psi\rangle = \hat{H} |\psi\rangle$ , where  $\hat{H}$  is the non-Hermitian Hamiltonian in Eq. (5) truncated to contain at most one spin and one phonon excitation (Ap-

pendix G). We consider an initial Gaussian wave-packet,

$$|\psi\rangle = \frac{1}{\sqrt{2\pi\sigma^2}} \sum_{\mathbf{n}} e^{-(\mathbf{r}_{\mathbf{n}} - \mathbf{r}_0)^2/4\sigma^2} e^{i\mathbf{k}_s \cdot \mathbf{r}_{\mathbf{n}}} \hat{\sigma}_{\mathbf{n}}^+ |g\rangle \otimes |0\rangle, \quad (25)$$

where the initial polariton excitation is centered at  $\mathbf{r}_0$  and delocalized over a region  $\sigma$ , chosen so that in momentum space the wave-packet is concentrated within the subradiant sector around the carrier momentum  $\mathbf{k}_s$ . We compare these results with the numerical simulations for pinned atoms and for the frozen motion approximation. The latter is obtained by treating the atomic position in Eq. (2) as a variable sampled from a Gaussian distribution at each lattice site with standard deviation  $\sigma = \eta/k_0$ .

### A. 1D Array

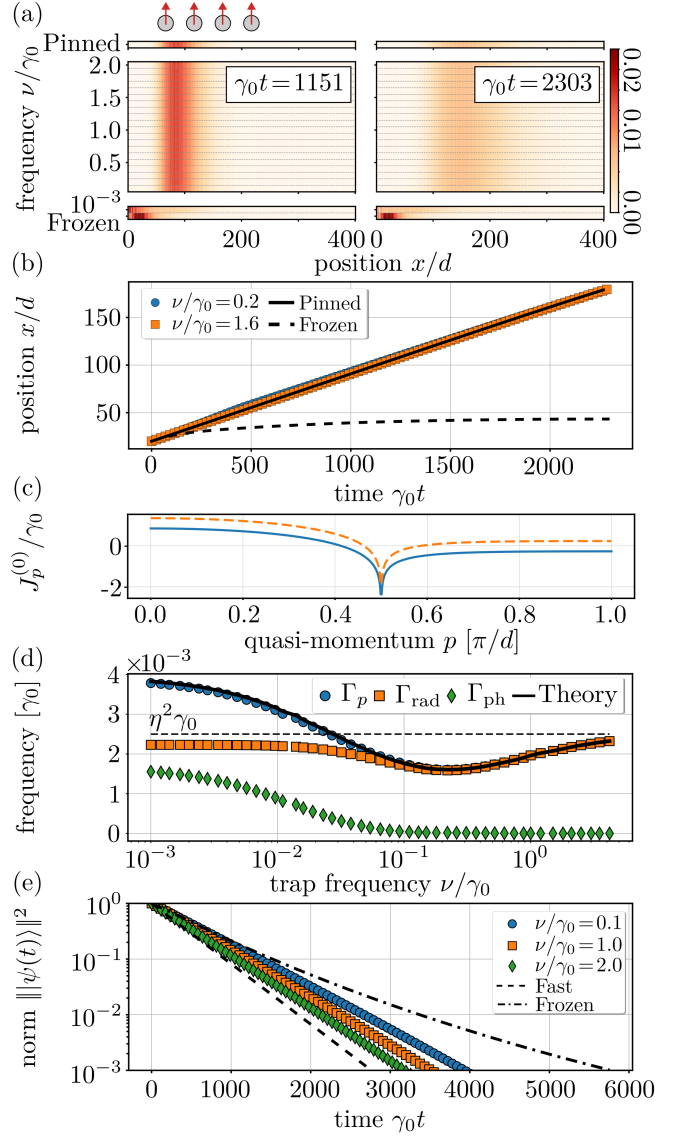
We study propagation of an excitation in an 1D array of  $N = 400$  perpendicularly polarized atoms with interatomic distance  $d = \lambda_0/4$ . The case of parallel polarization, analyzed in detail in Section G, yields broadly similar results, but some qualitative differences due to the different features of the dispersion relation  $J_p$  discussed in Section F. In Fig. 3(a), we plot the probability distribution of the spin excitation as a function of time, normalized by the probability of the excitation remaining in the system,

$$P(x_j, t) = \langle \psi(t) | \hat{\sigma}_j^+ \hat{\sigma}_j^- | \psi(t) \rangle / \|\psi(t)\|^2. \quad (26)$$

The left and right panels show  $P(x_j, t)$  at two points in time as a function of the trap frequency  $\nu/\gamma_0$  and of the position  $x_j = jd$ . We identify two distinct dynamical regimes. In the first regime, propagation remains robust and closely resembles the pinned-atom case, while the phonon population grows slowly and stays small over the entire simulation time. In the second regime, the phonon population increases quickly, thereby restricting the validity of our simulations to short times.

For  $0.1 \leq \nu/\gamma_0 \leq 2$ , we observe uniform behavior for the transport of a spin excitation. This corresponds to ballistic transport where the center of the wave packet propagates at a constant group velocity  $v_g$ , well approximated by the case of a pinned array. This result agrees with the prediction of polaron theory for 1D arrays in Section F whereas the frozen motion approximation clearly fails [Fig. 3(b)]. In this regime, transport is largely insensitive to the trap frequency  $\nu/\gamma_0$  because  $J_p^{(0)}$  is almost flat in the subradiant sector ( $p > k_0$ ), and thus even for small values of  $\nu/\gamma_0$ , resonant scattering only occurs close to the light cone, where the density of states is negligible. This is illustrated in Fig. 3(c) for a zero and one-phonon polariton band with  $\nu/\gamma_0 = 0.5$ . Accordingly, the phonon population during the dynamics remains well below one, which justifies the truncation of the Hilbert space to at most one phonon.

For smaller values of the trap frequency  $\nu \ll 0.1\gamma_0$ , there is a steep increase in the phonon scattering rate



**FIG. 3. Transport in a 1D array.** We consider  $N = 400$  with  $d = \lambda_0/4$ , perpendicular polarization, and  $\eta = 0.05$ . (a) Propagation of the normalized spin population along the array for different values of the trap frequency  $\nu/\gamma_0$  at indicated times. (b) Evolution of the center of the wave-packet compared to the pinned atom (black solid line) and to the frozen motion approximation (black dashed line). (c) Dispersion relation for the zero phonon band (solid blue) and for the one phonon sideband (dashed orange) with  $\nu/\gamma_0 = 0.5$ . (d) Trap frequency dependence of the bare polariton damping rate ( $\Gamma_p$ ), total radiative decay rate ( $\Gamma_{\text{rad}}$ ) and phonon-scattering rate ( $\Gamma_{\text{ph}}$ ). The numerically extracted values of  $\Gamma_p$  in blue markers show excellent agreement with the polaron result (black line) calculated from Eqs. (F1)-(F2). (e) Decay of the excitation as a function of time for different values of the trap frequencies (colored markers) and for the fast (dash-dotted line) and frozen motion approximations (dashed line). Other parameters:  $k_s = 0.8\pi/d$ , and  $\sigma_k = (\pi/d - k_s)/2$ . The frozen motion simulations are averaged over 1000 realization for Gaussian disorder with standard deviation  $\eta/k_0$ .



because a resonance occurs between modes in the flat region of the dispersion relation where the density of states is large. This picture is confirmed in Fig. 3(d), where we plot the different contributions to the polaron-polariton damping rate. Namely, the decay of the bare polariton component  $\Gamma_p$  (blue circles) computed by fitting the decay of population in the zero-phonon sector, the rate of radiative decay  $\Gamma_{\text{rad}}$  (orange squares) computed from the norm decay of the state  $\|\psi(t)\|^2$ , and the rate of resonant phonon scattering  $\Gamma_{\text{ph}} \equiv \Gamma_{\text{rad}} - \Gamma_p$  (green diamonds). Note that this latter contribution corresponds to the rate of resonant scattering as defined in Eq. (20) of Sec. III. We find perfect agreement between the numerical results and the prediction of Eq. (18) for  $\Gamma_p$  (black solid line). We remark that when  $\Gamma_{\text{ph}}/\Gamma_{\text{rad}}$  is large, the phonon excitation number quickly grows to order unity and thus the results of the numerical simulation cannot be used to quantitatively predict the dynamics in this case. Below in Sec. IV C, we show how this connects to the suppression of transport. Interestingly, we still find  $|Z_p| \simeq 1$ , which suggests that the polaron description may still be valid approximately.

### B. 2D Arrays

Let us now consider transport in a 2D array of  $24 \times 24$  atoms polarized perpendicular to the array plane and with interatomic distance  $d = \lambda_0/4$ . As for the case of 1D arrays, we numerically simulate the propagation of the initial Gaussian excitation in Eq. (25) by integrating the Schrödinger equation. In Fig. 4(a), we compare the results obtained for pinned atoms (top), trapped atoms with  $\nu = 0.1\gamma_0$  and  $\eta = 0.05$  (middle), and with the frozen motion approximation (bottom). We see that even at trap frequencies as small as  $\nu = 0.1\gamma_0$ , the propagation is highly similar to the case of pinned atoms, while it differs qualitatively from the frozen motion approximation. The robustness of the excitation transport has the same explanation as for 1D arrays with perpendicular polarization. Since the dispersion for 2D arrays is approximately flat in the subradiant sector, resonant scattering occurs close to the light cone for a broad range of trap frequencies. The small density of states in this regime then leads to a suppressed phonon scattering rate for these trap frequencies [see Fig. 4(b)]. Finally, the decay rate  $\Gamma_p$  is smaller than the fast motion limit leading to a slow radiative decay of the excitation, in agreement with the theoretical calculations, as shown in Fig. 4(c).

### C. Conditions for Transport

Finally, we discuss under which condition we expect to observe transport of a polaron-polariton. An initial excitation with momentum  $\mathbf{p}$  propagates along the array as long as its quasiparticle character is well defined: the bare polariton component,  $|Z_p|^2 \exp(-\Gamma_p t)$ , must be

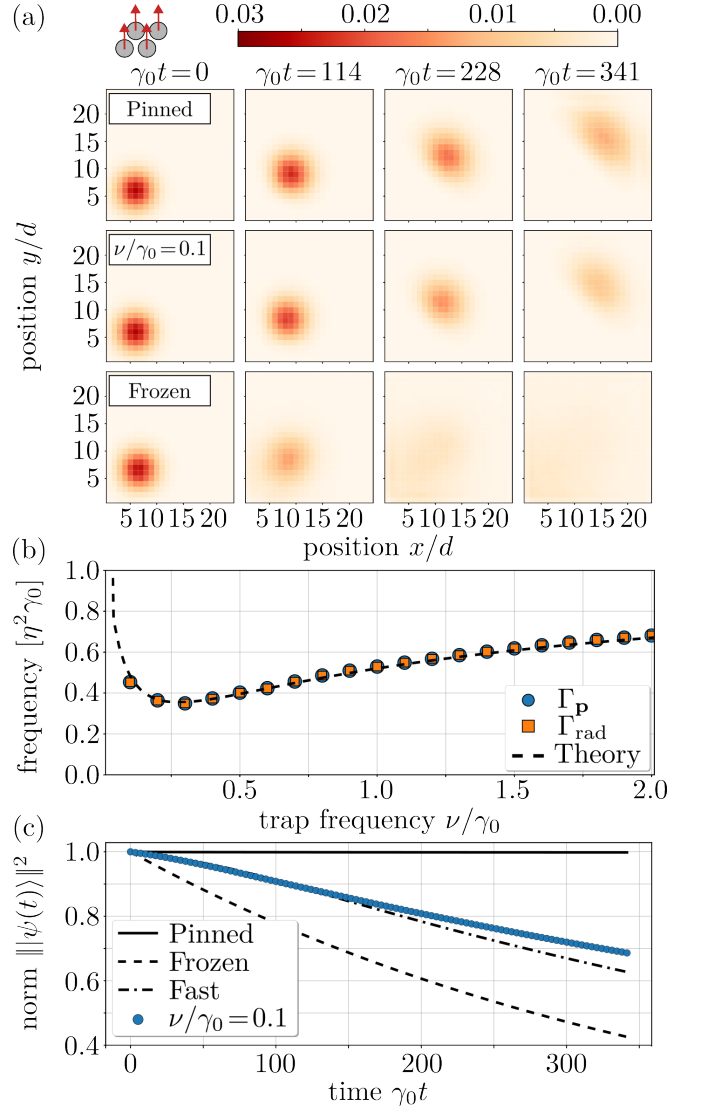


FIG. 4. **Transport in a 2D array.** (a) Snapshots of the spin population distribution at different times (increasing from left to right starting at  $\gamma_0 t = 0$ ) for an array of  $24 \times 24$  atoms polarized perpendicular to the array plane. (b) Trap frequency dependence of the polariton damping  $\Gamma_p$  (blue circles) and of the radiative scattering rate  $\Gamma_{\text{rad}}$  (orange square) compared to the polaron theory in Eq. (18) for  $\mathbf{p} = (0.8, 0.8)\pi/d$ . (c) Decay of  $\|\psi(t)\|^2$  as a function of time for: pinned atoms (solid line), fast motion (dashed line), frozen motion (dash-dotted line) and  $\nu = 0.1\gamma_0$  (blue dots). Other parameters:  $\eta = 0.05$ ,  $d/\lambda_0 = 0.25$ ,  $\mathbf{k}_s = (0.8, 0.8)\pi/d$ . For the frozen motion calculation, we average over 1000 realizations.

larger than the phonon population. This sets a maximum propagation length  $L \simeq v_g/\Gamma_p$  and effectively constrains transport over length scales  $\sim v_g/\eta^2\gamma_0$ . It is important, however, to distinguish between two different contributions to the polaron decay  $\Gamma_p$  as, depending on which one dominates, we observe significantly different dynamical behavior. The first contribution is the radiative decay to free space that limits the propagation of an excitation to

length scales  $L \simeq v_g/\Gamma_{\text{rad}}$  as the probability to observe an excitation at times  $t > 1/\Gamma_{\text{rad}}$  is exponentially suppressed [Fig. 3(e)]. Note that, when this process dominates, the excitation clearly propagates along the array as shown in Fig. 3(a,b). The second contribution is the resonant phonon scattering rate  $\Gamma_{\text{ph}}$ . This process is comparable to the former at small values of the trap frequency  $\nu/\gamma_0$  [see Fig. 3(d)]. For  $\nu/\gamma_0 \rightarrow 0$ , scattering to modes with quasimomentum  $\approx -\mathbf{p}$  is resonantly enhanced (scattering to  $\mathbf{p}$  is suppressed as  $g_{\mathbf{p},\mathbf{p}}^\alpha = 0$ ). Scattering a phonon thus reverses the direction of propagation, effectively suppressing transport. This qualitatively recovers results from the frozen motion approximation which also predicts absence of transport [Fig. 3(a)]. It is tempting to make an analogy with localization in disordered systems where the localization length scales as the inverse of the squared disorder strength  $\sim \eta^{-2}$ , here quantified by the Lamb-Dicke parameter. This analogy is, however, not entirely correct: true localization cannot occur because any initial excitation will eventually radiate away.

Our approach identifies under which conditions the frozen motion description arises ( $\Gamma_{\text{ph}} \gtrsim \Gamma_{\text{rad}}$ ) and suggests a dynamical behavior for the suppression of transport: an excitation gets trapped by phonon scattering processes in which its propagation direction is reversed.

## V. OPTICAL PROPERTIES

Here, we analyze how atomic motion modifies light scattering from an array, with particular focus on its impact on selective radiance. For concreteness, we discuss these effects for a 2D subwavelength array in free space driven at normal incidence, although many of our conclusions extend more broadly. In the chosen setting, and for an infinite array, light is scattered only along the direction of the incoming field or in the back-reflected direction. When driven at the collective resonance, the system behaves like a mirror [4, 5, 32, 33]. Recent theoretical work [8, 73] suggested that the mirror reflectivity is generally related to the efficiency for performing various quantum tasks with the system, such as storing or entangling photons.

In this section, we develop an input-output theory for light scattering of an atomic array in the presence of motion and apply it to study the optical response of a 2D atomic array. We analyze the reflectivity and the fraction of photons that are scattered off-axis for the cases of arrays of  $^{87}\text{Rb}$  and  $^{88}\text{Sr}$  atoms. We reveal that selective radiance is particularly sensitive to resonant scattering into phonon sidebands leading to emission into other channels than the target one. We also demonstrate that such detrimental effects can be mitigated by *shifting* the sideband scattering out of resonance.

Finally, we analyze the emitted light in the event of atomic recoil. We show that when resonant phonon scattering is suppressed, the emission of light mostly occurs as independent scattering from the recoiled atom. In-

stead, when a phonon sideband is resonant, light emission is collective, and it retains a directional character, albeit not necessarily in the direction of the reflected light from the mirror.

### A. Input-output theory

We consider an atomic array driven by a classical field and model the scenario by adding a driving term  $\hat{H}_d$  to the master equation Eq. (1). Within the rotating wave approximation the driving term reads  $\hat{H}_d = -\sum_{\mathbf{n}} (\hat{\sigma}_{\mathbf{n}}^+ \hat{\boldsymbol{\rho}}^\dagger \mathbf{E}_0^+(\hat{\mathbf{r}}_{\mathbf{n}}, t) + \text{H.c.})$ , where  $\hat{\boldsymbol{\rho}}$  is the dipole matrix element,  $\mathbf{E}_0^+$  denotes the positive frequency component of the input field. While the master equation captures the dynamics of the atomic degrees of freedom, the electric field follows from the input-output relation [4, 5, 43, 59]

$$\hat{\mathbf{E}}^+(\mathbf{r}, t) = \hat{\mathbf{E}}_0^+(\mathbf{r}, t) + \mu_0 \omega_0^2 \sum_{\mathbf{n}} \bar{\bar{G}}(\mathbf{r} - \hat{\mathbf{r}}_{\mathbf{n}}(t), \omega_0) \hat{\boldsymbol{\rho}} \hat{\sigma}_{\mathbf{n}}^-(t), \quad (27)$$

which describes how the total field depends on the input field and the field scattered by the atoms. This latter contribution depends on the dynamics of atoms via the electromagnetic Green's tensor  $\bar{\bar{G}}(\mathbf{r} - \hat{\mathbf{r}}_{\mathbf{n}}(t), \omega_0)$  evaluated at the resonance frequency of the dipole transition,  $\omega_0$ . In the following we drop the explicit dependence on  $\omega_0$  in the Green tensor for notational simplicity. Equation (27) includes motional effects through the atomic position operator  $\hat{\mathbf{r}}_{\mathbf{n}}(t)$ .

We consider a 2D atomic array located in the  $xy$ -plane, with in-plane and out-of-plane motion characterized by the Lamb-Dicke parameters  $\eta_{\parallel}$  and  $\eta_z$ . In the same spirit as in Sec. II, we expand  $\bar{\bar{G}}(\mathbf{r} - \hat{\mathbf{r}}_{\mathbf{n}}(t))$  to second order around the equilibrium position,  $\mathbf{r}_{\mathbf{n}} = d\mathbf{n}$ , of atom  $\mathbf{n}$ , and exploit that phononic populations are negligible. We obtain

$$\begin{aligned} \hat{\mathbf{E}}^+(\mathbf{r}, t) = & \mathbf{E}_0^+(\mathbf{r}, t) + \mu_0 \omega_0^2 \left\{ - \sum_{\mathbf{n}, \alpha} \eta_{\alpha} \bar{\bar{G}}^{\alpha}(\mathbf{r} - \mathbf{r}_{\mathbf{n}}) \hat{R}_{\alpha\mathbf{n}}(t) \right. \\ & \left. + \sum_{\mathbf{n}} \left[ \left( 1 - \frac{\eta_{\parallel}^2}{2} \right) + \frac{\eta_z^2 - \eta_{\parallel}^2}{2k_0^2} \partial_z^2 \right] \bar{\bar{G}}(\mathbf{r} - \mathbf{r}_{\mathbf{n}}) \right\} \hat{\boldsymbol{\rho}} \hat{\sigma}_{\mathbf{n}}^-(t), \quad (28) \end{aligned}$$

where we defined  $\bar{\bar{G}}^{\alpha}(\mathbf{r}) = k_0^{-1} \partial_{\alpha} \bar{\bar{G}}(\mathbf{r})$ . In Equation (28), we recognize the same contributions to the modified scattering that we described in Sec. II. In particular, the terms proportional to  $\eta_z^2, \eta_{\parallel}^2$  (second line) describe the modification to the scattering from zero-point motion of the ground state, whereas the terms linear in  $\eta_{\alpha}$  (first line) come from the absorption/emission of phonons.

We assume to drive the array with a plane-wave of the form  $\mathbf{E}_0^+(\mathbf{r}, t) = \mathbf{E}_0 e^{i\mathbf{p} \cdot \mathbf{r}_{xy} + i p_z z - i \omega_d t}$ , where the wavevector has in-plane components  $\mathbf{p} = (p_x, p_y)$  and an out-of-plane component  $p_z = \sqrt{(\omega_d/c)^2 - \mathbf{p}^2} \simeq \sqrt{k_0^2 - \mathbf{p}^2}$ , describing a wave propagating in the positive  $z$  direction. We transform to a frame rotating at the frequency

of the drive,  $\omega_d$ , and approximate  $\hat{H}_d$  to second order in the Lamb-Dicke parameter. Assuming negligible phonon populations  $\langle \hat{b}_{\alpha\mathbf{n}}^\dagger \hat{b}_{\alpha\mathbf{n}} \rangle \approx 0$ , we obtain

$$\begin{aligned} \hat{H}_d = & - \sum_{\mathbf{n}} \boldsymbol{\varphi}^\dagger \mathbf{E}_0^+ e^{i\mathbf{p} \cdot \mathbf{r}_{\mathbf{n}}} \left[ \left( 1 - \sum_{\alpha} \frac{\eta_{\alpha}^2 p_{\alpha}^2}{2k_0^2} \right) \hat{\sigma}_{\mathbf{n}}^+ \right. \\ & \left. + i \sum_{\alpha} \frac{\eta_{\alpha} p_{\alpha}}{k_0} (\hat{b}_{\alpha\mathbf{n}}^\dagger + \hat{b}_{\alpha\mathbf{n}}) \hat{\sigma}_{\mathbf{n}}^+ \right] + \text{H.c.} \end{aligned} \quad (29)$$

Crucially, the recoil of an absorbed or emitted photon can lead to the creation or annihilation of a phonon, as described by the second line in Eq. (29).

### B. Optical Response at Normal Incidence

We now analyze the optical properties in the particular case of driving a 2D array at normal incidence. In this case, the recoil can only excite phonons in the out-of-plane direction.<sup>2</sup> Transforming the driving Hamiltonian Eq. (29) to momentum space, we obtain

$$\hat{H}_d = -\Omega_0 \left[ \left( 1 - \frac{\eta_z^2}{2} \right) \hat{s}_0^\dagger + \frac{i\eta_z}{\sqrt{N}} \sum_{\mathbf{q}} \hat{s}_{\mathbf{q}}^\dagger (\hat{b}_{z,-\mathbf{q}}^\dagger + \hat{b}_{z,\mathbf{q}}) \right] + \text{H.c.} \quad (30)$$

Here, we defined the collective Rabi frequency for the target mode  $\mathbf{k} = \mathbf{0}$  as  $\Omega_0 \equiv \boldsymbol{\varphi}^\dagger \mathbf{E}_0^+(\mathbf{k} = \mathbf{0}, z = 0) / (\sqrt{N} d^2)$  where  $\mathbf{E}_0^+(\mathbf{k}, z) = \int d^2 \mathbf{r}_{xy} e^{-i\mathbf{k} \cdot \mathbf{r}_{xy}} \mathbf{E}_0^+(\mathbf{r})$ .<sup>3</sup> The first term in Eq. (30) describes the direct excitation of the  $\mathbf{k} = \mathbf{0}$  mode of the system, whereas the second term drives motional sideband excitations.

To describe reflection and transmission from an infinite array, it is more convenient to express the input-output formula in Fourier space for the  $xy$ -plane. Due to momentum conservation, only the  $\mathbf{k} = \mathbf{0}$  component of the output field contributes and Eq. (28) reads (Appendix H)

$$\begin{aligned} \langle \hat{\mathbf{E}}^+(\mathbf{0}, z) \rangle = & \mathbf{E}_0^+ e^{ik_0 z} + \mu_0 \omega_0^2 \sqrt{N} \bar{G}(\mathbf{k} = \mathbf{0}, z) \boldsymbol{\varphi} \\ \times & \left[ \left( 1 - \frac{\eta_z^2}{2} \right) \langle \hat{s}_0 \rangle - \frac{i \text{sgn}(z) \eta_z}{\sqrt{N}} \sum_{\mathbf{q}} \langle \hat{s}_{\mathbf{q}} (\hat{b}_{z,\mathbf{q}}^\dagger + \hat{b}_{z,-\mathbf{q}}) \rangle \right], \end{aligned} \quad (31)$$

where we assumed the input field to be a classical field propagating along the  $z$ -direction and left the temporal dependency implicit for notational simplicity. Moreover,  $\bar{G}(\mathbf{k}, z)$  is the electromagnetic Green's tensor Fourier transformed in the plane of the array and here evaluated in  $\mathbf{k} = \mathbf{0}$ . Compared to the case of pinned atoms, there are two major changes in Eq. (31). The first term

shows that the scattering from the zero-momentum transition operator  $\hat{s}_0$  is reduced by a factor of  $1 - \eta_z^2/2$  due to the atomic zero point fluctuations. The second term describes the scattering of a photon by the simultaneous creation or absorption of a phonon.

We note that the optical response is largest when the incoming electric field is polarized in the same direction as the dipoles:  $\mathbf{E}_0^+ \parallel \boldsymbol{\varphi}$ , which is assumed to be in the plane of the array. In this case, the scattered field has the same polarization as the dipoles. This can be seen by the fact that the Fourier transformed Green's tensor is proportional to the identity in the plane of the array at normal incidence for  $z \neq 0$ :  $\bar{G}(\mathbf{k} = \mathbf{0}, z) \propto \hat{\mathbf{x}} \hat{\mathbf{x}}^\dagger + \hat{\mathbf{y}} \hat{\mathbf{y}}^\dagger$ , where  $\hat{\mathbf{x}}$  and  $\hat{\mathbf{y}}$  are unit vectors along the  $x$ - and  $y$ -axes respectively [see Eq. (H3)].

The output field in Eq. (31) depends on the dynamics of the atoms, which obey the equations of motion (Appendix H)

$$\begin{aligned} i\partial_t \langle \hat{s}_0 \rangle = & - \left( 1 - \frac{\eta_z^2}{2} \right) \Omega_0 + (\varepsilon_0^\infty - \Delta) \langle \hat{s}_0 \rangle \\ & - \frac{1}{\sqrt{N}} \sum_{\mathbf{q}, \alpha=x,y} \eta_{\alpha} g_{\mathbf{q},0}^{\alpha} \langle \hat{b}_{\alpha,-\mathbf{q}} \hat{s}_{\mathbf{q}} \rangle, \\ i\partial_t \langle \hat{b}_{z,-\mathbf{q}} \hat{s}_{\mathbf{q}} \rangle = & (\nu_z + \varepsilon_{\mathbf{q}}^\infty - \Delta) \langle \hat{b}_{z,-\mathbf{q}} \hat{s}_{\mathbf{q}} \rangle - \frac{i\eta_z \Omega_0}{\sqrt{N}}, \\ i\partial_t \langle \hat{b}_{\alpha,-\mathbf{q}} \hat{s}_{\mathbf{q}} \rangle = & (\nu_{\alpha} + \varepsilon_{\mathbf{q}}^\infty - \Delta) \langle \hat{b}_{\alpha,-\mathbf{q}} \hat{s}_{\mathbf{q}} \rangle + \frac{\eta_{\alpha} g_{\mathbf{q},0}^{\alpha}}{\sqrt{N}} \langle \hat{s}_0 \rangle, \end{aligned} \quad (32)$$

where  $\alpha = x, y$  for the bottom equation, and with detuning  $\Delta \equiv \omega_d - \omega_0$ . Note that, at normal incidence, it is solely the Fröhlich phonon coupling  $g^{\alpha}$  that leads to nonzero spin-phonon coherences  $\langle \hat{b}_{\alpha,-\mathbf{q}} \hat{s}_{\mathbf{q}} \rangle$  for  $\alpha = x, y$ , while there is a direct driving of the  $z$ -component, i.e. a term  $\propto \Omega_0$ . To obtain Eq. (32), we neglect expectation values of the form  $\langle \hat{s}^\dagger \hat{s} \rangle$ , consistent with our linear response description, as well as purely phononic expectation values like  $\langle \hat{b} \rangle, \langle \hat{b}^\dagger \hat{b} \rangle$  etc. This is fulfilled when the array is initially close to its motional ground state and at a timescale such that the drive has not yet heated the array appreciably. In Sec. VII, we estimate how many photons can be scattered before this occurs. Assuming that the internal dynamics reaches its steady state well before heating effects become significant, we can extract the optical properties from the steady state of Eq. (32)

$$\begin{aligned} \langle \hat{s}_0 \rangle = & - \left( 1 - \frac{\eta_z^2}{2} \right) \Omega_0 \times G_0^R(\Delta), \\ \langle \hat{b}_{z,-\mathbf{q}} \hat{s}_{\mathbf{q}} \rangle = & - \frac{i\eta_z \Omega_0}{\sqrt{N}} \times \frac{1}{\Delta - \varepsilon_{\mathbf{q}}^\infty - \nu_z}. \end{aligned} \quad (33)$$

The retarded Green's function  $[G_0^R(\omega)]^{-1} = \omega - \varepsilon_0^\infty - \Sigma_0(\omega)$  indicates that the response of the system is described by collective polaron-polariton excitations. Combining Eq. (33) with the input-output formula in Eq. (31)

<sup>2</sup> We assume no cross coupling in the trapping potential between different motional directions.

<sup>3</sup> Note that for a plane wave  $\boldsymbol{\varphi}^\dagger \mathbf{E}_0^+(\mathbf{k} = \mathbf{0}, 0) \propto N$  so that  $\Omega_0 \propto \sqrt{N}$  as expected when driving the collective symmetric mode.

and taking the continuum limit yields

$$\frac{\langle \hat{E}^+(\mathbf{0}, z) \rangle}{E_0^+(\mathbf{0}, 0)} = e^{ik_0 z} - e^{ik_0 |z|} \frac{i\Gamma_0^{(0)}}{2} \left[ (1 - \eta_z^2) G_0^R(\Delta) + \int \frac{d^2 \mathbf{q}}{(2\pi)^2} \frac{\text{sgn}(z) \eta_z^2 d^2}{\Delta - \varepsilon_{\mathbf{q}}^\infty - \nu_z} \right], \quad (34)$$

with  $E^+ = \boldsymbol{\varphi}^\dagger \mathbf{E}^+ / |\boldsymbol{\varphi}|$ . This gives a direct link between the input field,  $E_0^+ e^{ik_0 z}$ , and the expected output field,  $\langle \hat{E}^+(\mathbf{0}, z) \rangle$ , in linear response. In Equation (34), we use that  $\mu_0 \omega_0^2 \sqrt{N} \Omega \boldsymbol{\varphi}^\dagger \bar{\bar{G}}(\mathbf{k} = \mathbf{0}, z) \boldsymbol{\varphi} / |\boldsymbol{\varphi}| = -iE_0^+(\mathbf{0}, 0) e^{ik_0 |z|} \Gamma_0^{(0)} / 2$ , where  $\Gamma_0^{(0)} = 3\pi\gamma_0 / (k_0 d)^2$  is the collective decay for the  $\mathbf{k} = \mathbf{0}$  mode.

Equation (34) gives direct access to the optical properties of the array. We define  $\langle \hat{E}^+(\mathbf{0}, z) \rangle / E_0^+(\mathbf{0}, 0) \equiv t(\Delta) \theta(+z) e^{ik_0 z} + r(\Delta) \theta(-z) e^{-ik_0 z}$  with transmission and reflection amplitudes

$$t(\Delta) = 1 - \frac{i\Gamma_0^{(0)}}{2} \left[ (1 - \eta_z^2) G_0^R(\Delta) + \int \frac{d^2 \mathbf{q}}{(2\pi)^2} \frac{\eta_z^2 d^2}{\Delta - \varepsilon_{\mathbf{q}}^\infty - \nu_z} \right],$$

$$r(\Delta) = -\frac{i\Gamma_0^{(0)}}{2} \left[ (1 - \eta_z^2) G_0^R(\Delta) - \int \frac{d^2 \mathbf{q}}{(2\pi)^2} \frac{\eta_z^2 d^2}{\Delta - \varepsilon_{\mathbf{q}}^\infty - \nu_z} \right]. \quad (35)$$

Equation (35) gives the coherent sum of two processes which bring the system to the same final state and can, therefore, interfere. More precisely, the first process is the direct excitation of the zero-momentum polaron-polariton mode, as it can be seen by the appearance of the Green's function  $G_0^R(\Delta)$  in place of the bare optical response,  $[\Delta - (J_0^{(0)} - i\Gamma_0^{(0)}/2)]^{-1}$  [5]. The amplitude of this first process is suppressed by a factor of  $1 - \eta_z^2$ . This factor arises from the reduction of the coupling to the driving field, Eq. (30), as well as to the scattering amplitude into the back-reflected mode, Eq. (31). Each contributes with a factor of  $(1 - \eta_z^2/2)$ , leading to a total suppression of  $(1 - \eta_z^2/2)^2 \simeq 1 - \eta_z^2$ . In the limit of  $\nu_z \gg \gamma_0$ , this process is the only modification to the reflection and transmission amplitude from the pinned atoms case.

The second process describes the situation where a phonon is generated and subsequently reabsorbed during the scattering event. This is resonant when  $\Delta = \text{Re}(\varepsilon_{\mathbf{q}}^\infty) + \nu_z$ . Resonant coupling to subradiant sidebands, which have a small linewidth,  $-2\text{Im}(\varepsilon_{\mathbf{q}}^\infty) \ll \gamma_0$ , can have a strong effect on the reflection and transmission of the array. Crucially, this also means that the drive can directly excite subradiant modes via the excitation of an additional mechanical oscillation, a task that is impossible for pinned atoms. We will explore this possibility further in Sec. VI.

### C. Reflection and Transmission

The reflection ( $R = |r|^2$ ) and transmission ( $T = |t|^2$ ) coefficients of the field amplitude obtained from Eq. (35)

TABLE I. **Experimental parameters for different atomic species.**  $^{87}\text{Rb}$ ,  $^{162}\text{Dy}$  and  $^{168}\text{Er}$  atoms are assumed trapped in optical lattices with lattice spacing  $d$  and driven on the D2-line, a narrow cycling transition [74], and the  $\lambda_0 = 841$  nm transition, respectively. Trap frequencies for  $^{87}\text{Rb}$  are obtained from trap depths of  $300\nu_R$  ( $2000\nu_R$ ), where  $\nu_R = k_0^2/2M$ , perpendicular to (in the plane of) the array [75]. The remaining parameters for  $^{168}\text{Er}$  and  $^{162}\text{Dy}$  are taken from Ref. [76] and, partially from Ref. [36]. As compared to Ref. [36], we consider the collective transition wavelength  $\lambda_0$ , which has a magic trapping condition for the 440nm trap wavelength [77].  $^{88}\text{Sr}$  atoms are assumed trapped in a tweezer array using metasurface traps and driven on the  $^3\text{D}_3 - ^3\text{P}_2$  transition [35, 78]. As compared to Ref. [35], we assume a different ratio for radiant to axial tweezers trap frequency, which is, however, within experimental reach [78].

| Parameter              | $^{87}\text{Rb}$ | $^{88}\text{Sr}$  | $^{162}\text{Dy}$ | $^{168}\text{Er}$ |
|------------------------|------------------|-------------------|-------------------|-------------------|
| $\lambda_0$            | 780 nm           | 2.9 $\mu\text{m}$ | 741 nm            | 841 nm            |
| $d/\lambda_0$          | 0.47             | 0.34              | 0.36              | 0.32              |
| $\gamma_0/2\pi$        | 6.06 MHz         | 57 kHz            | 1.8 kHz           | 50 kHz            |
| $\nu_{\parallel}/2\pi$ | 335 kHz          | 100 kHz           | 50 kHz            | 40 kHz            |
| $\nu_z/2\pi$           | 129 kHz          | 20 kHz            | 35 kHz            | 18 kHz            |
| $\eta_{\parallel}$     | 0.10             | 0.05              | 0.21              | 0.21              |
| $\eta_z$               | 0.17             | 0.11              | 0.25              | 0.31              |

do not sum to one, i.e.,  $R + T < 1$ . This occurs because Eq. (34) only describes the coherent part of the output field, which arises from processes that return the array to its internal and motional ground state at the end of the scattering process. The resulting loss  $L \equiv 1 - (R + T)$ , therefore, describes the incoherent part of the output field and it is generally dominated by the coupling to the phononic sideband. In particular, larger losses occur when the drive is resonant to a phononic sideband,  $\Delta = \text{Re}(\varepsilon_{\mathbf{q}}^\infty) + \nu_z$ , of collective subradiant modes  $\mathbf{q}$  which are located where the dispersion,  $\text{Re}(\varepsilon_{\mathbf{q}}^\infty)$ , is locally flat—i.e., where there is a large density of states. In the following, we illustrate these features by considering the experimentally relevant examples of 2D atomic mirrors based on  $^{87}\text{Rb}$  [32, 33] and  $^{88}\text{Sr}$  atoms.

Figure 5 quantifies the reflectance, transmittance and loss for two realizations of an atomic mirror with  $^{87}\text{Rb}$  and with  $^{88}\text{Sr}$  atoms respectively. For Rubidium (indicated by red lines in the plot), we use the parameters in Table I, which are inspired by the recent realization of an atomic mirror with atoms trapped in an optical lattice [32, 33]. Due to the broad linewidth of the D2-transition in  $^{87}\text{Rb}$ , the trap frequencies are small compared to  $\gamma_0$ . Arrays of tweezer-trapped  $^{88}\text{Sr}$  atoms, whose loss is shown by the blue line in Fig. 5(c), have instead a much smaller natural linewidth resulting in a larger ratio  $\nu/\gamma_0$  (see Table I).

The Strontium setup additionally displays smaller values of the Lamb-Dicke parameters [35, 78]. Larger values of  $\nu_{\alpha}/\gamma_0$  and smaller Lamb-Dicke parameters should in principle lead to a better performance of the atomic mir-



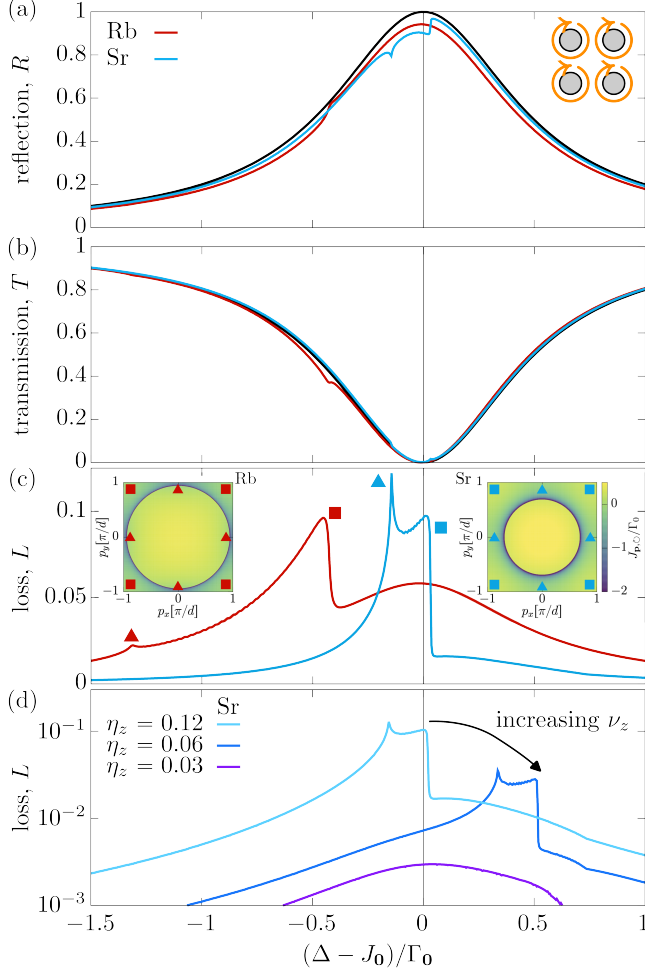


FIG. 5. **Effect of motion on a 2D atomic mirror.** Reflection  $R$  (a), transmission  $T$  (b), and loss  $L$  (c,d) coefficients as a function of detuning for two experimental setups based on  $^{87}\text{Rb}$  in an optical lattice (red) and  $^{88}\text{Sr}$  in a tweezer array (blue) compared to the perfectly pinned case (black). In both cases the atomic dipoles are circularly polarized in the plane of the array (inset in (a)). The detuning is set relative to the resonance frequency,  $J_0$ , and in units of the collective decay rate,  $\Gamma_0$ , for pinned atoms. The insets in (c) show the dispersion relation for circularly polarized dipoles in case of Rubidium (left inset) and Strontium (right inset). The resonances appearing in the loss spectrum are directly related to energy ranges where the density of states is large in correspondence of flat dispersions (triangles and squares). (d) Loss coefficients for the  $^{88}\text{Sr}$  setup and indicated out-of-plane Lamb-Dicke parameters by varying the trap frequency  $\nu_z$ . These correspond to (top to bottom)  $\nu_z/2\pi \simeq 19\text{ kHz}$ ,  $75\text{ kHz}$ ,  $300\text{ kHz}$ . The main loss suppression results from moving the phononic sideband out of resonance (black arrow).

ror. However, as seen in Fig. 5(c), driving the Strontium array on resonance also couples resonantly to a phononic sideband. Therefore, even though the overall scale of the loss coefficient for  $^{88}\text{Sr}$  is suppressed in comparison to the  $^{87}\text{Rb}$  setup, the performance on the collective resonance  $\Delta = J_0$  is actually worse. These higher losses arise from resonant scattering between the target  $\mathbf{k} = \mathbf{0}$  mode and

points of the Brillouin zone with large densities of states, indicated by the square and triangles in Fig. 5(c). We note, however, that the maximal reflection for the Strontium array, which occurs slightly above resonance, away from the phononic sideband, is slightly higher than for Rubidium [Fig. 5(a)].

These results also highlight how losses may be alleviated by avoiding resonances to phononic sidebands. Indeed, Fig. 5(d) shows directly that by increasing the out-of-plane trapping frequency,  $\nu_z$ , hereby decreasing  $\eta_z$ , the losses on resonance can be suppressed by an order of magnitude at least. This happens as a combined effect of both suppressing the overall scale of the losses, due to a smaller  $\eta_z$ , and bringing the phononic sideband out of resonance. On resonance,  $\Delta = J_0$ , we additionally find that the transmission remains vanishingly small,  $T = 0$ . The resulting reflectance  $R = 1 - L - T$  for  $\eta_z \leq 0.06$ , hereby, exceeds 99.2% on resonance. An alternative method to shift the scattering resonances rests upon engineering the lattice geometry and the interatomic distance. Since  $\varepsilon_{\mathbf{p}}$  depends on  $k_0 d$ , one should be able to achieve a similar loss suppression. Reducing losses is important because high reflectivity is a key parameter that determines the fidelity of entangled photon generation based on 2D atomic arrays [9, 11, 33]. Alleviating losses is also fundamental for high fidelity storage and retrieval of quantum memory protocols based on 2D atomic array [6–8, 73]. By indicating ways to circumvent resonant scattering, our results thus paves the way to establishing arrays of trapped atoms as highly efficient light-matter interfaces.

We end this analysis with a comparison to previous approaches for modeling the impact of motion on the mirror response. Specifically, we consider the case of frozen motion and the effective model presented in Refs. [42, 43].

The frozen motion approximation is often used to model the effects of motion in the experiments [32, 33]. For the same realization using  $^{87}\text{Rb}$  and  $^{88}\text{Sr}$ , Fig. 6(a) shows good agreement between the full quantum motion results and the frozen motion approximation, which is obtained simulating the response of a finite array of  $40 \times 40$  atoms. Note, however, that a finite out-of-plane trap frequency,  $\nu_z$ , can lead to shifts in the resonance positions between the two approaches as evidenced by the case of  $^{88}\text{Sr}$  in Fig. 6(a). More specifically, in Appendix H 2 we prove that for arrays driven at normal incidence and when atoms can move only in the out-of-plane direction, in the limit  $\nu_z \ll \gamma_0$  frozen motion yields *exactly* the same result as Eq. (35). In this limit, the two approaches agree *quantitatively* as shown in Fig. 6(a) for the case of  $^{87}\text{Rb}$ . This agreement highlights that although for some aspects—like transport—it is difficult to make a quantitative connection to sampling static disorder configurations, for the mirror properties this connection can be exactly derived. Indeed in Fig. 6(b), we see how our results for the loss coefficient seamlessly interpolate between the limits of the frozen and fast motion regimes for the case of isotropic trap frequencies  $\nu = \nu_z = \nu_{\parallel}$ . For the fast and frozen motion results, we simulated a

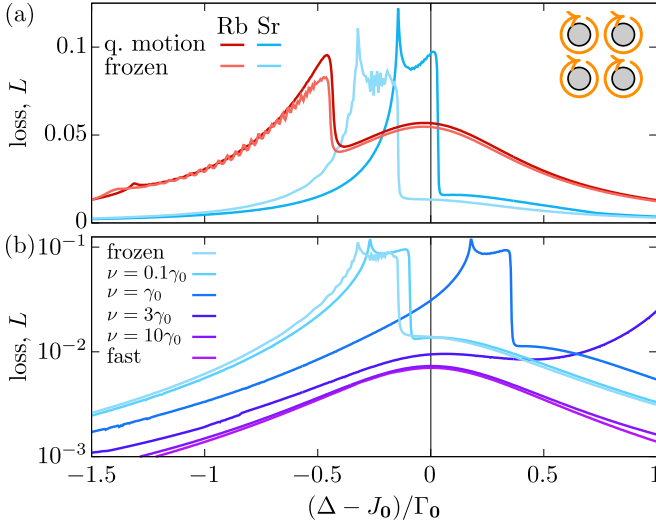


FIG. 6. **Dependence of loss coefficient on the trap frequency.** (a) Loss coefficient for the  $^{87}\text{Rb}$  (red line) and  $^{88}\text{Sr}$  (blue line) experimental setups, repeated from Fig. 5, compared to the frozen motion approximation (light red and blue lines). (b) Loss coefficients for the  $^{88}\text{Sr}$  setup and the indicated isotropic trap frequencies. Frozen and fast motion results are obtained for an array of  $40 \times 40$  atoms.

$40 \times 40$  atomic array. Specifically, for the fast-motion approximation dipole-dipole interactions are averaged over the spatial wavefunction, while in the frozen-motion approximation, atomic positions are sampled from frozen disorder configurations [10].

We also compare our results for the transmission and reflection amplitudes in Eqs. (35) to the results presented in Refs. [42, 43] where in-plane motion was neglected ( $\eta_{\parallel} = 0$ ) and the optical response of the array was approximated by the one of the  $\mathbf{k} = \mathbf{0}$  mode only. Indeed, if we set  $\eta_{\parallel} = 0$ ,  $\nu_z \rightarrow 0$ , and neglect the momentum dependency of the collective modes,  $\varepsilon_{\mathbf{q}}^{\infty} \rightarrow \varepsilon_0$  in Eqs. (35), we recover the results of Refs. [42, 43]: to leading order the reflection amplitude is suppressed by a factor of  $1 - 2\eta_z^2$  from the fully pinned case, whereas the transmission amplitude is unaffected. The extra factor of two emerges from the second term in the square bracket of Eq. (35) within this approximation. We emphasize that to correctly compute the effects of the phononic sidebands in Eq. (35), one needs to take into account the full dispersion relation. This is most crucially important to capture the impact of the scattering resonances.

#### D. Output field under recoil and which-path information

As the dominant contribution to the loss coefficient  $L$  comes from the (resonant) scattering of a phonon, it is useful to investigate the properties of the scattered light in the event of a recoil. We are particularly interested in the conditions for which the scattered light retains a directional (i.e., collective) character. Below we demon-

strate that if the array is driven far off resonance from a phonon sideband, the profile of the emitted light looks like that of a recoiling point-dipole positioned at the place of the recoil. On the other hand, no matter how large  $\nu_{\alpha}/\gamma_0$ , if the array is driven nearly resonant with spin-phonon pairs (i.e., on a phononic sideband), the collective effects are essential and cannot be ignored.

We study the output field amplitude subject to a recoil event at the center of the array,  $\mathbf{n} = \mathbf{0}$ . We compute the coherence  $\langle \hat{b}_{\alpha, \mathbf{n}=\mathbf{0}} \hat{\mathbf{E}}^+(\mathbf{r}) \rangle$  from Eq. (28), by using the steady state solutions in Eq. (33) under the assumption that the array is driven at normal incidence and the atomic polarization  $\hat{\phi}$  is constant across the array. The general result, and the detail of the derivation are given in Section H 3. In the following, we focus on the case where the recoil occurs out of the plane of the array, i.e., along  $\alpha = z$ , in which case the result is most easily interpreted. We may then express the scattered field concisely as the interference of two dipole responses which correspond to the recoil of the atom at  $\mathbf{n} = \mathbf{0}$  due to scattering into a collective phononic sideband at absorption, and the recoil of the same atom at emission. These two processes are analogous to the ones in Eq. (35), but where we now consider the dynamics in the one phonon sector. Explicitly, we find that the output field in the presence of a phonon at  $\mathbf{n} = \mathbf{0}$  is

$$\langle \hat{b}_{z, \mathbf{n}=\mathbf{0}} \hat{\mathbf{E}}^+(\mathbf{r}) \rangle = \frac{\mu_0 \omega_0^2 \eta_z}{\sqrt{N}} \left[ i \int \frac{d^2 \mathbf{q}}{(2\pi)^2} e^{i\mathbf{q} \cdot \mathbf{r}} \bar{G}(\mathbf{q}, z) \hat{\phi} \hat{\phi}^\dagger \mathbf{P}_{z, \mathbf{q}}^{(1)}(\Delta) - \frac{\partial_z \bar{G}(\mathbf{r})}{k_0} \hat{\phi} \hat{\phi}^\dagger \mathbf{P}^{(2)}(\Delta) \right], \quad (36)$$

where the overall prefactor correctly scales with the amplitude for producing a phonon, the Lamb-Dicke parameter  $\eta_z$ , as well as the amplitude for observing that phonon at site  $\mathbf{n} = \mathbf{0}$ , given by  $1/\sqrt{N}$ . We note that, in the event of a recoil, the polarization of the scattered field can change so that the scattered field does not necessarily have the same in-plane polarization as the atoms, unlike what we found in Sec. V B for the zero phonon sector. Mathematically, this comes about, because there are contributions from  $\bar{G}(\mathbf{q}, z)$  at nonzero  $\mathbf{q}$ , which produce contributions with different in-plane polarizations.

The first term in Eq. (36), containing an integral over all in-plane momenta, describes collective polarization fields

$$\mathbf{P}_{z, \mathbf{q}}^{(1)}(\Delta) = -\frac{|\phi|^2}{\Delta - \varepsilon_{\mathbf{q}}^{\infty} - \nu_z} \frac{1}{\sqrt{N}} \sum_{\mathbf{n}} \mathbf{E}_0^+(\mathbf{r}_{\mathbf{n}}, 0), \quad (37)$$

which explicitly depend on the momentum  $\mathbf{q}$  through the collective energy  $\varepsilon_{\mathbf{q}}$ . This describes the situation in which the driving field  $\mathbf{E}_0^+(\mathbf{r})$  directly excites a spin-phonon pair  $\hat{s}_{\mathbf{q}}^\dagger \hat{b}_{z, -\mathbf{q}}^\dagger$  in the array. Hence, the phonon is produced as the *photon is absorbed* into the array—through the excitation of a collective sideband [54].

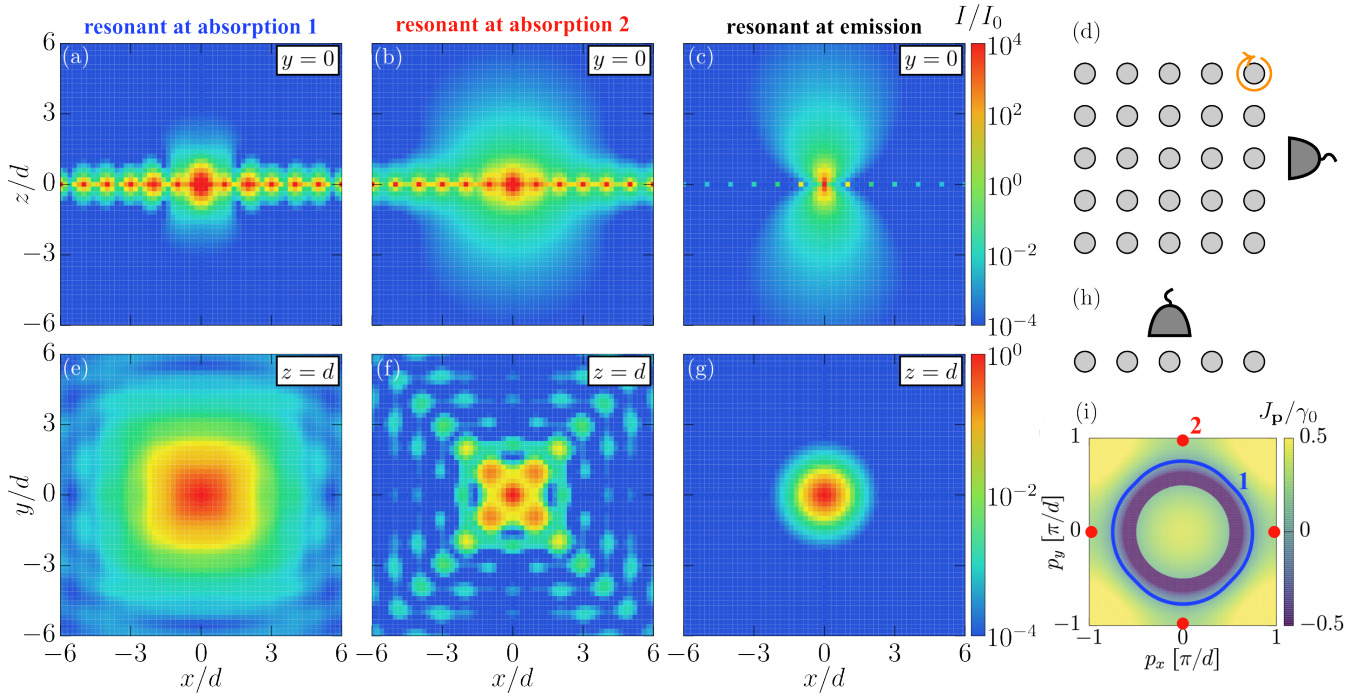


FIG. 7. **Effects of motion on the emission pattern.** Radiated intensity under recoil,  $I = |\langle \hat{b}_{z,n=0} \hat{E}^+(\mathbf{r}) \rangle|^2$ , in the  $y = 0$  plane perpendicular to the array (a),(b),(c) for circularly polarized dipoles in the plane of the array [as indicated in (d)], as well as at a fixed distance of  $z = d$  above the array (e), (f), (g) [as indicated in (h)]. For better relative comparison, the field in each panel is normalized by  $I_0 = I(\mathbf{r} = (0, 0, d))$ . In (a),(e) the drive is resonant with producing a phonon and collective eigenmodes along the blue line in (i) as the photon is *absorbed*,  $\Delta = \text{Re}(\varepsilon_{\mathbf{p}}^\infty) + \nu$ , described by the first term in Eq. (36). In panels (b) and (f), it is resonant with a phonon and the collective modes at the red dots in (i). The latter are saddle points in the dispersion and leads to characteristic *ridges* in the  $xy$ -plane as evident in (f). In panels (c) and (g) the drive is instead resonant with the target  $\mathbf{k} = \mathbf{0}$  mode,  $\Delta = \text{Re}(\varepsilon_{\mathbf{0}}^\infty)$ , described by the second term in Eq. (36), proportional to  $\partial_z \bar{G}$  and yielding a localized emission pattern with minor corrections from the other dipoles. We assume circularly polarized dipoles, a trap frequency of  $\nu = 10\gamma_0$ , and an atom spacing of  $d = \lambda_0/4$ .

The second term in Eq. (36) has a polarization field

$$\mathbf{P}^{(2)}(\Delta) = -|\wp|^2 G_{\mathbf{0}}^R(\Delta) \frac{1}{\sqrt{N}} \sum_{\mathbf{n}} \mathbf{E}_{\mathbf{0}}^+(\mathbf{r}_{\mathbf{n}}, 0), \quad (38)$$

and describes the situation, where the array absorbs the photon *without* a recoil, whereby the dipole moment scales with the retarded Green's function  $G_{\mathbf{0}}^R(\Delta)$  of the  $\mathbf{q} = \mathbf{0}$  mode from Eq. (13). In this case, the recoil (and thereby the production of the phonon) happens as the photon is re-emitted into free space. The associated motion of the dipole leads to the spatial derivative  $\partial_z \bar{G}(\mathbf{r})$  of the electromagnetic Green's tensor. The same correction appears for a classical dipole undergoing periodic motion, as we elucidate in Appendix I. The emitted field subject to a recoil is, thus, given by the interference of this localized response and the collective response described by the first term in Eq. (36).

To understand the behavior and relative importance of the two responses, we plot the norm square of Eq. (36) in Fig. 7 under different driving conditions. We only keep the *far-field* component of the emission stemming from the terms in  $\bar{G}(\mathbf{r}) \propto 1/r$ . Figures 7(a), 7(e) as well as 7(b), 7(f) describe situations in which the drive is resonant with collective sidebands associated to the modes

indicated by the blue line and red circles in Fig. 7(i) respectively. The first term in Eq. (36) is thus resonantly enhanced leading to strong *collective* response with a radiation pattern showing a clear and sensitive dependency on which collective modes are resonant with the drive. While the emitted field is naturally strongest closest to the recoiling atom, the emission pattern at intermediate distances to the array [ $r \sim d$ ] look nothing like the emission from a single recoiling dipole. In particular, the characteristic ridges in Fig. 7(f) comes about, because the drive resonantly excites the modes at the saddle points  $\mathbf{p}d = (\pm\pi, 0), (0, \pm\pi)$ . Locally, these saddle points are flat along the diagonals  $\Delta q_x = \pm \Delta q_y$  leading to the ridges in real space along  $x = \pm y$  [Fig. 7(f)].

Figures 7(c) and 7(g) describe, instead, a situation, in which the driving is off-resonant with any phonon-sideband. In this case the second term in Eq. (36) dominates and the field's emission pattern is well described by that of a single recoiling dipole, whereas all the other dipoles in the array have only a minuscule contribution. This is the situation that occurs when driving an array on resonance with a collective mode (*e.g.* the  $\mathbf{k} = \mathbf{0}$  mode) in the limit of large trap frequencies,  $\nu_\alpha/\gamma_0 \gg 1$ . In this regime, when an atom recoils the photon is emitted

with frequency  $\omega_0 - \nu_\alpha$  which is far off resonant with the polariton band, thus suppressing interference with other polariton modes. Accordingly, the recoiled atom retain which-path information radiating a photon along direction prescribed by its dipole-emission pattern, as we confirm below.

The central insight from this calculation is that, regardless of the trap frequency, the output field exhibits collective behavior rather than that of a single localized dipole if the drive is nearly resonant with a phonon sideband, that is for either  $\Delta \simeq \text{Re}(\varepsilon_{\mathbf{q}}^\infty) + \nu_z$  or  $\Delta \simeq \text{Re}(\varepsilon_{\mathbf{q}}^\infty) + \nu_\parallel$  for some  $\mathbf{q}$ . On the other hand, in the other extreme where the array is far detuned from such resonances, we obtain

$$\langle \hat{b}_{z,\mathbf{n}=0} \hat{\mathbf{E}}^+(\mathbf{r}) \rangle \simeq \frac{\mu_0 \omega_0^2 \eta_z}{\sqrt{N}} \left( i \bar{\bar{G}}(\mathbf{r}) - \frac{\partial_z \bar{\bar{G}}(\mathbf{r})}{k_0} \right) \hat{\phi} \hat{\phi}^\dagger \mathbf{P}(\Delta), \quad (39)$$

where  $\mathbf{P}(\Delta) = -|\phi|^2 \Delta^{-1} N^{-1/2} \sum_{\mathbf{n}} \mathbf{E}_0^+(\mathbf{r}_{\mathbf{n}}, 0)$ . The total field in this limit is, thus, simply the sum of a standard dipolar field  $\sim \bar{\bar{G}}$  and the linear correction  $\sim \partial_z \bar{\bar{G}}$ .

## VI. MOTION-INDUCED EXCITATION OF SUBRADIANT STATES

In the previous sections, we identified the leading modifications in the array's optical properties as coming from (resonant) scattering of a phonon by a polariton. This process modifies the polariton's momentum potentially hindering transport (Sec. IV) or reducing selective radiance by scattering light into uncontrolled directions (Sec. V). In this section, we show how this very same process can be controlled to enhance scattering of polaritons into subradiant collective modes of the system. This technique can immediately be integrated with current experiments to spectroscopically investigate subradiant excitations, prepare a propagating excitation in the array, such as those studied in Sec. IV, or to observe emergent topological edge states in arrays of multilevel atoms [18, 19].

Single photon excitation of subradiant modes in arrays of immobile atoms is disallowed by momentum conservation. Hence, previous work has proposed to excite multi-photon transitions [47, 79], apply field gradients [80], or drive auxiliary transitions [81]. However, as discussed in Sec. V, a subradiant polariton can be excited by scattering a phonon via two distinct processes. (1) A direct excitation of a motional sideband by the laser, as expressed by the second line of Eq. (29), as discussed in Ref. [54]; (2) Scattering of a spin excitation *after* the photonic excitation is stored in the array, by producing a phonon. This process is described by Eq. (7). These two processes allows us to resonantly excite subradiant states via a more straightforward protocol than previous schemes. Moreover, we show in the following that the second scattering channel can be significantly enhanced by driving the array at an angle, providing a more efficient way to produce

subradiant excitations. A related mechanism for populating subradiant states via coupling to phonons was proposed in molecular aggregates in Ref. [82], where vibronic coupling modulates the emitters' resonance frequencies. While similar in spirit, our protocol differs in that here the phonon coupling modifies the excitation hopping rate rather than the on-site resonance frequency.

We consider a 2D array driven with a general in-plane momentum  $\mathbf{p}$ . The driving term Eq. (29) reads in momentum space

$$\hat{H}_d = -\Omega_{\mathbf{p}} \left[ \left( 1 - \frac{1}{2} \sum_{\alpha} \left[ \frac{\eta_{\alpha} p_{\alpha}}{k_0} \right]^2 \right) \hat{s}_{\mathbf{p}}^\dagger + \frac{i}{\sqrt{N}} \sum_{\alpha} \frac{\eta_{\alpha} p_{\alpha}}{k_0} \sum_{\mathbf{q}} \hat{s}_{\mathbf{q}}^\dagger \left( \hat{b}_{\alpha,\mathbf{p}-\mathbf{q}}^\dagger + \hat{b}_{\alpha,\mathbf{q}-\mathbf{p}} \right) \right] + \text{H.c.}, \quad (40)$$

with the collective Rabi frequency  $\Omega_{\mathbf{p}} = \phi^\dagger \mathbf{E}_0^+(\mathbf{p}, z=0)/(\sqrt{N} d^2)$ . The idea is then to drive the superradiant state at  $\mathbf{p}$  in resonance with a *subradiant* state. The fast decay of  $\mathbf{p}$  then quickly leads to a steady state value of  $\langle \hat{s}_{\mathbf{p}} \rangle = -\Omega_{\mathbf{p}}/(\Delta - \varepsilon_{\mathbf{p}})$ . The phonon coupling along with the direct driving of phononic sidebands in the second line of Eq. (40) then leads to the equation

$$i \partial_t \langle \hat{b}_{\alpha,\mathbf{p}-\mathbf{q}} \hat{s}_{\mathbf{q}} \rangle = (\nu_{\alpha} + \varepsilon_{\mathbf{q}} - \Delta) \langle \hat{b}_{\alpha,\mathbf{p}-\mathbf{q}} \hat{s}_{\mathbf{q}} \rangle - \frac{\Omega_{\mathbf{p}} M_{\mathbf{q},\mathbf{p}}^{\alpha}}{\sqrt{N}}, \quad (41)$$

with coupling  $M_{\mathbf{q},\mathbf{p}}^{\alpha} = \eta_{\alpha} [i p_{\alpha}/k_0 + (1 - \delta_{\alpha,3}) g_{\mathbf{q},\mathbf{p}}^{\alpha}/(\Delta - \varepsilon_{\mathbf{p}})]$  leading to a continuous production of scattered excitations. We directly integrate Eq. (41) to obtain  $\langle \hat{b}_{\alpha,\mathbf{p}-\mathbf{q}} \hat{s}_{\mathbf{q}} \rangle$ . At intermediate timescales—long compared to the superradiant dynamics, short compared to the decay of subradiant states—the rate of scattering an excitation into the subradiant sector by producing a phonon is given by Fermi's golden rule,

$$\Gamma_{\text{sub}} \equiv \partial_t \sum_{\mathbf{q} \in \text{sub}, \alpha} |\langle \hat{b}_{\alpha,\mathbf{p}-\mathbf{q}} \hat{s}_{\mathbf{q}} \rangle|^2 = |\Omega_{\mathbf{p}}|^2 d^2 \sum_{\alpha} \int_{\text{sub}} \frac{d^2 q}{2\pi} |M_{\mathbf{q},\mathbf{p}}^{\alpha}|^2 \delta(\Delta - J_{\mathbf{q}}^{(0)} - \nu_{\alpha}). \quad (42)$$

In the last passage, we assume an infinite array and convert the sum to a two-dimensional integral over the subradiant sector of the Brillouin zone. In Fig. 8(a), we show the resulting linear scattering rate both for parallel and perpendicular polarizations, when we couple to highly superradiant modes just inside the light cone at  $|\mathbf{p}| = k_0$ . Here, we use  $\Omega_{\mathbf{p}} = 0.3 \Gamma_{\mathbf{p}}$  to remain in the linear response regime.

These results show several striking features. First, the scattering rate is around two orders of magnitude larger than the inherent lifetime of the subradiant state  $\sim \eta^2 \gamma_0$ . This comes about as a consequence of the divergence of the interaction  $g_{\mathbf{q},\mathbf{p}}^{\alpha}$  at the light cone,  $p = k_0$ , along with large densities of states (DoS). Indeed, inspecting Eq. (42), the subradiant scattering rate closely mirrors the DoS, as expected from Fermi's golden rule. Second,



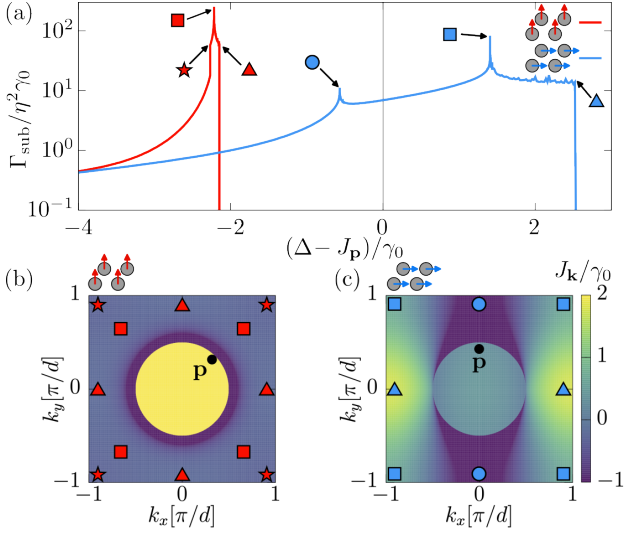


FIG. 8. **Rate of excitation of subradiant states.** (a) Subradiant scattering rate for light polarized perpendicular ( $\perp$ ) and parallel ( $\parallel$ ) to the array as a function of detuning relative to the energy of the driven mode  $J_p$  for  $\nu = \gamma_0$ . The input light field is coupled to highly superradiant modes  $\mathbf{p} = (k_0 - \Delta k, k_0 - \Delta k)/\sqrt{2}$  ( $\mathbf{p} = (0, k_0 - \Delta k)$ ) for perpendicular (parallel) polarization, just inside the light cone ( $\Delta k = 0.1/d$ ). Note that we cannot describe driving the mode exactly at the light cone,  $\Delta k = 0$ , because at those points both our perturbative approach as well as the Markovian assumption break down. Dispersion relations  $J_k$  for perpendicular (b) and parallel [along  $x$ ] (c) polarization. The black points show the driving modes  $\mathbf{p}$ . The colored points indicate which subradiant states come into resonance with the driving field at the indicated features in (a).

since a state with energy  $J_q^{(0)} + \nu$  resonant with the driving frequency must be present for a nonzero scattering to occur, there is a threshold, marked by triangular points in Fig. (8), above which the scattering rate vanishes. Third, atoms polarized perpendicular (parallel) to the array show one (two) peak(s) in  $\Gamma_{\text{sub}}$  as the detuning is lowered. These strong responses correspond to drives at resonance with the subradiant states at the square and circular points in the Brillouin zone, which are all saddle points in the dispersion. As a result, the density of states diverges logarithmically here, and the ability to excite these states is considerably enhanced. Note that in Eq. (42), we have approximated the dispersion in the integral with its unperturbed value,  $J_q^{(0)}$ , leading to the observed sharp logarithmic divergencies. In a fully self-consistent calculation, the finite lifetime of the subradiant states induced by motion should smoothen these sharp divergences. Finally, for perpendicular polarization, there is a local minimum of the dispersion at the corner of the Brillouin zone,  $(\pi, \pi)$ . When the detuning decreases below the corresponding energy of that subradiant state, the scattering rate suddenly decreases by an order of magnitude (star point). For parallel polarization, on the other hand, there is *no* local minimum in the dispersion, and the scattering, therefore, smoothly

decreases once the detuning is below the energy of the lowest saddle point (blue circular point).

## VII. DISCUSSION

We complement our results by reviewing the main assumptions behind our formalism and their validity.

The description of recoil effects rests on a perturbative treatment. This is valid when the coupling to atomic motional fluctuations, as quantified by the Lamb-Dicke parameter  $\eta = \sqrt{\nu_R/\nu}$ , is weak. We also choose  $\eta$  independently from  $\nu/\gamma_0$  to reflect the diverse regimes that could be achieved in experiments using different atomic species or atomic transitions within the same species and for which  $\nu_R$  might have significantly different values. Indeed, several atomic species host long-wavelength laser-compatible dipole transitions suitable for realizing sub-wavelength arrays [83]. In this article, we focused on  $^{87}\text{Rb}$  [31–33] and  $^{88}\text{Sr}$  [35, 84], however our method applies in general to different atomic species. As an example, we summarize in Table I the relevant parameters used in recent experiments on subwavelength atomic arrays for different atomic species. We see that the Lamb-Dicke parameters have similar values, and all are small enough to justify our perturbative approach. Importantly,  $\nu/\gamma_0$  varies across several orders of magnitude.

We also assumed the atoms to be trapped at a magic wavelength such that the center of mass potential is insensitive to the internal electronic states ( $|g\rangle, |e\rangle$ ). While this condition has been shown in experiments with tweezer-trapped  $^{88}\text{Sr}$  [78] and  $^{162}\text{Dy}$  [85, 86] atoms, experiments with  $^{87}\text{Rb}$  atoms in Refs. [32, 33] currently lack this capability. However, in Table I we assume a trapping laser with wavelength  $\approx 740$  nm for  $^{87}\text{Rb}$ , which has been predicted to be magic [75]. If the trap is not magic, the potential suddenly changes when atoms are excited on the dipole transition  $|g\rangle \leftrightarrow |e\rangle$  thus leading to additional heating of the atomic motional state [87]. Future work should investigate effects of non-magic traps as they are relevant for current experiments.

We described recoil effects in subwavelength arrays for atoms prepared in their motional ground state. This assumption is well justified, as recent experiments in optical lattice are initialized by cooling atoms deeply into the Mott-insulator regime [32, 33]. Additionally, there are ongoing efforts to cool tweezer-trapped atoms into the ground state [36, 88–91]. However, phonon-assisted scattering processes heat up the atoms during the dynamics. Heating occurs on a timescale set by the phonon-scattering rate. For transport, we showed in Sec. IV that these effects are negligible if resonant phonon scattering is weak. For the case of an atomic mirror, we assumed that the internal dynamics reaches a steady state before the arrays heats up. It is important to estimate how many photons can be scattered before this occurs. The associated phonon population is produced at the inelastic scattering rate  $R_{\text{in}} = \eta^2 d^2 \int d\mathbf{q} \Omega^2 / (\Delta - \varepsilon_{\mathbf{q}} - \nu)$

mainly via the recoil of an atom during the absorption of a laser photon. This should be compared with the elastic scattering rate  $R_{\text{el}} \equiv \Gamma_0 |\langle s_0 \rangle|^2$  leading to a ratio  $R_{\text{in}}/R_{\text{el}} \simeq \eta^2 d^2 \int d\mathbf{q} \Gamma_0 / (J_0 - \varepsilon_{\mathbf{q}} - \nu)$  of the order of the mirror's losses. For the cases studied in Fig. 5, a recoil only occurs somewhere between once every ten to a hundred scattering events. Accordingly, our theory correctly captures the behavior of the system at early times when the number of recoil events is small. For an array of  $N \sim 10^3$  Sr atoms initially prepared in their motional ground state, we estimate that a phonon density of 0.1 is reached after  $10^3 - 10^4$  photons have been reflected off the mirror if  $R_{\text{in}}/R_{\text{el}} \simeq 0.01 - 0.10$ . In case of mirrors with larger losses, it is still possible to reduce phonon scattering over the timescale of internal dynamics by reducing the driving strength,  $\Omega$ . This, however, comes at the cost of a longer duration of the experiment.

Thermal effects due to a finite atomic motional temperature<sup>4</sup> lead to enhanced phonon scattering and to an additional scattering channel where a polariton is scattered by *absorbing* a phonon. Assuming thermal equilibrium, we can describe finite temperature effects by modifying the self-energy as

$$\Sigma_{\mathbf{p}} = -\frac{1}{N} \sum_{\mathbf{q}, \alpha} \left[ \frac{(\bar{n}_{\mathbf{q}} + 1)(\eta_{\alpha} g_{\mathbf{q}, \mathbf{p}}^{\alpha})^2}{\varepsilon_{\mathbf{p}}^{(0)} - \varepsilon_{\mathbf{q}}^{(0)} - \nu_{\alpha}} + \frac{\bar{n}_{\mathbf{q}}(\eta_{\alpha} g_{\mathbf{q}, \mathbf{p}}^{\alpha})^2}{\varepsilon_{\mathbf{p}}^{(0)} - \varepsilon_{\mathbf{q}}^{(0)} + \nu_{\alpha}} \right], \quad (43)$$

where  $\bar{n}_{\mathbf{q}}$  is the average thermal phonon population in the mode  $\mathbf{q}$ . We remark that while Eq. (43) correctly captures the thermal corrections to the self-energy in perturbation theory, a precise description of how the array heats up during the dynamics requires more sophisticated methods that go beyond the scope of this article.

## VIII. CONCLUSIONS AND OUTLOOK

In this work, we studied the optical properties of a subwavelength array of trapped atoms, where atomic vibrations couple to collective light-matter excitations through optical forces. We introduce a polaron-polariton framework where atomic motion is treated as an intrinsic part of the system's collective response leading to the concept of a polaron-polariton quasiparticle, which we identify as the elementary optical excitations in a subwavelength array of trapped atoms. Our method provides a fully quantum mechanical treatment of motion that goes beyond the previous extreme limits of frozen ( $\nu/\gamma_0 \ll 1$ ) and fast ( $\nu/\gamma_0 \gg 1$ ) motion by capturing correlations between internal and external degrees of freedom across a broad range of trap frequencies, Lamb-Dicke parameters, and atomic polarizations.

Using our framework, we determine how atomic motion affects selective radiance, subradiance, and near-lossless propagation of atomic excitations, which form the essential ingredients for virtually all known applications of subwavelength atomic arrays. The most detrimental effects arise from resonant scattering processes into motional sidebands. This points toward trap frequencies, lattice geometries and dipole polarizations that minimize such resonant scattering as promising routes for mitigating the adverse effects of atomic motion.

Our results provide a path to quantify motion-induced infidelities in protocols for quantum memories and generating entangled photons based on atomic arrays [3, 6, 9, 16]. These protocols have been theoretically predicted to achieve high fidelities and to outperform comparable protocols with disordered atomic ensembles. These predictions, however, rely on the assumption of immobile atoms. Our work allows to assess their performance under realistic experimental conditions.

Furthermore, our results have direct implications on all-atomic nanophotonic devices based on subwavelength atomic arrays, such as atomic mirrors [5, 32, 38] or atomic waveguides [25, 27, 28]: For atomic mirrors, our analysis suggest that, experiments designed to avoid resonant scattering into motional sidebands could reach reflectances approaching  $\sim 99\%$  in the near future. For all-atomic waveguides, near-lossless transport of excitations along the array is essential. While transport generically breaks down in the limit of very small trap frequencies, we identify regimes where transport remains remarkably robust even at relatively small trap frequencies, opening prospects for realizing all-atomic waveguide QED with current experimental capabilities.

Beyond these specific applications, our work opens the door to exploring new phenomena arising from the interplay of internal excitations and motion in subwavelength arrays. For instance, we demonstrated how phonon scattering into subradiant modes can be harnessed to generate subradiant excitations without resorting to complex multi-photon schemes [47, 79]. Future work may investigate phonon-mediated interactions between multiple polaron-polaritons, as a novel type of nonlinearity capable of inducing effective photon-photon interactions.

We identify the influence of atomic motion in highly excited systems as an important avenue for future research. In the unsaturated regime explored in this work, motion primarily affects subradiant modes, while bright states experience negligible corrections. This suggest that many-body superradiance in atomic arrays [92–95] might be resilient to the effects of atomic motion, whereas many-body subradiance [22] might be generically fragile.

With the rapid development of experimental platforms to study light-matter interactions with subwavelength atomic arrays, our results provide the foundation for understanding collective optical phenomena in the presence of motion. These insights help to guide the design of future experiments and open up possibilities for harnessing atomic motion as a resource.

<sup>4</sup> This can be either due initial state preparation, where the atomic motional state cannot be ground state cooled, or to heating of the array and subsequent thermalization of its phonon population.

## ACKNOWLEDGMENTS

We are grateful to D. Adler, I. Bloch, D. E. Chang, I. Ferrier-Barbut, A. Holman, C.-R. Mann, S. P. Pedersen, T. Pohl, O. Rubies-Bigorda, E. Shahmoon, X. Sun, P. Tselifis, S. Will, P. Weckesser, and J. Zeiher for insightful discussions. We are particularly thankful to I. Bloch, C.-R. Mann, P. Weckesser, and J. Zeiher for valuable feedback on the manuscript. K.K.N. acknowledges support from the Carlsberg Foundation through a Carlsberg Reintegration Fellowship (Grant No. CF24-1214). L.W. acknowledges support from the “Secretaria d’Universitats i Recerca del Departament de Recerca i Universitats de la Generalitat de Catalunya” under grants 2023 FI-1 00716, 2024 FI-2 00716 and 2025 FI-3 00716, the European Social Fund Plus, Generalitat de Catalunya (CERCA program), Fundació Cellex, and Fundació Mir-Puig. D.C.G. acknowledges support from the Munich Quantum Valley (Bavarian State Government, Hightech-Agenda Bayern Plus) and the Munich Center for Quantum Science and Technology (DFG, EXC2111-390814868). D. M. acknowledges support from the Novo Nordisk Foundation under grant numbers NNF22OC0071934 and NNF20OC0059939. A. A.-G. acknowledges support by the National Science Foundation through the CAREER Award (No. 2047380), the David and Lucile Packard Foundation, and the Chu Family Foundation. C. C. R. acknowledges support from the European Union’s Horizon Europe program under the Marie Skłodowska Curie Action LIME (Grant No. 101105916). This research was supported in part by the grant NSF PHY-2309135 to the Kavli Institute for Theoretical Physics (KITP).

## Appendix A: Lamb-Dicke Expansion of the non-Hermitian Hamiltonian

In this Appendix, we present the derivation of the different orders in the Lamb-Dicke expansion of the non-Hermitian Hamiltonian in Eq. (5).

Let us first consider the first order correction and derive the Fröhlich-like interaction in Eq. (7). Starting from the Taylor expansion in real space in Eq. (5) and using

the Fourier modes  $\hat{b}_{\alpha\mathbf{n}} = \sum_{\mathbf{k}} b_{\alpha,\mathbf{k}} e^{i\mathbf{k}\cdot\mathbf{r}_{\mathbf{n}}} / \sqrt{N}$ , we get

$$\begin{aligned} \hat{H}_1^\alpha &= \sum_{\mathbf{n},\mathbf{m}} G_{\mathbf{n}\mathbf{m}}^\alpha \left( \hat{b}_{\alpha\mathbf{n}} + \hat{b}_{\alpha\mathbf{n}}^\dagger - \hat{b}_{\alpha\mathbf{m}} - \hat{b}_{\alpha\mathbf{m}}^\dagger \right) \hat{\sigma}_{\mathbf{m}}^+ \hat{\sigma}_{\mathbf{n}}^- \\ &= \frac{1}{N^{3/2}} \sum_{\substack{\mathbf{p},\mathbf{q},\mathbf{k} \\ \mathbf{n},\mathbf{m}}} G_{\mathbf{n}\mathbf{0}}^\alpha \left( \hat{b}_{\alpha,\mathbf{k}} + \hat{b}_{\alpha,-\mathbf{k}}^\dagger \right) \hat{s}_{\mathbf{q}}^\dagger \hat{s}_{\mathbf{p}} \\ &\quad \times \left( e^{i(\mathbf{p}+\mathbf{k})\cdot\mathbf{r}_{\mathbf{n}}} - e^{i\mathbf{p}\cdot\mathbf{r}_{\mathbf{n}}} \right) e^{+i(\mathbf{p}+\mathbf{k}-\mathbf{q})\cdot\mathbf{r}_{\mathbf{m}}} \\ &= \frac{1}{\sqrt{N}} \sum_{\mathbf{p},\mathbf{q},\mathbf{n}} G_{\mathbf{n}\mathbf{0}}^\alpha \left( \hat{b}_{\alpha,\mathbf{q}-\mathbf{p}} + \hat{b}_{\alpha,\mathbf{p}-\mathbf{q}}^\dagger \right) \hat{s}_{\mathbf{q}}^\dagger \hat{s}_{\mathbf{p}} \\ &\quad \times \left( e^{i\mathbf{q}\cdot\mathbf{r}_{\mathbf{n}}} - e^{i\mathbf{p}\cdot\mathbf{r}_{\mathbf{n}}} \right) \\ &= \frac{1}{\sqrt{N}} \sum_{\mathbf{p},\mathbf{q}} g_{\mathbf{q},\mathbf{p}}^\alpha \left( \hat{b}_{\alpha,\mathbf{q}-\mathbf{p}} + \hat{b}_{\alpha,\mathbf{p}-\mathbf{q}}^\dagger \right) \hat{s}_{\mathbf{q}}^\dagger \hat{s}_{\mathbf{p}}. \end{aligned} \quad (\text{A1})$$

Identifying like terms in the two last lines leads to the interaction verted in Eq. (8).

Let us now consider the second-order Lamb-Dicke correction in Eq. (5). It reads

$$\hat{H}_2 = \sum_{\substack{\alpha,\beta \\ \mathbf{n},\mathbf{m}}} \frac{\eta_\alpha \eta_\beta}{2} G_{\mathbf{n}\mathbf{m}}^{\alpha\beta} (\hat{R}_{\alpha\mathbf{n}} - \hat{R}_{\alpha\mathbf{m}}) (\hat{R}_{\beta\mathbf{n}} - \hat{R}_{\beta\mathbf{m}}) \hat{s}_{\mathbf{n}}^\dagger \hat{s}_{\mathbf{m}} \quad (\text{A2})$$

where  $\hat{R}_{\alpha\mathbf{n}} = \hat{b}_{\alpha\mathbf{n}}^\dagger + \hat{b}_{\alpha\mathbf{n}}$  as defined in the main text. For low-temperature states,  $k_B T \ll \nu$ , which have a vanishingly small phonon occupation,  $\langle \hat{b}_{\alpha\mathbf{n}}^\dagger \hat{b}_{\alpha\mathbf{n}} \rangle \simeq 0$ , we can approximate

$$(\hat{R}_{\alpha\mathbf{n}} - \hat{R}_{\alpha\mathbf{m}}) (\hat{R}_{\beta\mathbf{n}} - \hat{R}_{\beta\mathbf{m}}) \simeq 2\delta_{\alpha,\beta} (1 - \delta_{\mathbf{n},\mathbf{m}}). \quad (\text{A3})$$

All other terms proportional to  $\hat{b}_{\alpha\mathbf{n}}^\dagger \hat{b}_{\beta\mathbf{m}}$ ,  $\hat{b}_{\alpha\mathbf{n}}^\dagger \hat{b}_{\beta\mathbf{m}}^\dagger$ , or  $\hat{b}_{\alpha\mathbf{n}} \hat{b}_{\beta\mathbf{m}}$ , contribute to higher order corrections than  $\eta^2$ . Substituting Eq. (A3) into Eq. (A2) we obtain

$$\begin{aligned} \hat{H}_2 &\simeq \sum_{\mathbf{n},\mathbf{m},\alpha} \eta_\alpha^2 G_{\mathbf{n}\mathbf{m}}^{\alpha\alpha} (1 - \delta_{\mathbf{n},\mathbf{m}}) \hat{s}_{\mathbf{n}}^\dagger \hat{s}_{\mathbf{m}} \\ &= \sum_{\mathbf{p},\mathbf{n},\alpha} \eta_\alpha^2 G_{\mathbf{n}\mathbf{0}}^{\alpha\alpha} (1 - \delta_{\mathbf{n},\mathbf{0}}) \cdot e^{-i\mathbf{p}\cdot\mathbf{r}_{\mathbf{n}}} \hat{s}_{\mathbf{p}}^\dagger \hat{s}_{\mathbf{p}} \end{aligned} \quad (\text{A4})$$

It is convenient to define the correction coming from the contribution in Eq. (A4) as

$$\Delta\varepsilon_{\mathbf{p}} \equiv \sum_{\mathbf{n},\alpha} \eta_\alpha^2 G_{\mathbf{n}\mathbf{0}}^{\alpha\alpha} (1 - \delta_{\mathbf{n},\mathbf{0}}) e^{-i\mathbf{p}\cdot\mathbf{r}_{\mathbf{n}}}. \quad (\text{A5})$$

The impact of the second order correction is thus to modify the dispersion relation of the bare polariton  $\varepsilon_{\mathbf{p}}^{(0)}$  as

$$\varepsilon_{\mathbf{p}}^{(0)} \longrightarrow \varepsilon_{\mathbf{p}}^\infty \equiv \varepsilon_{\mathbf{p}}^{(0)} + \Delta\varepsilon_{\mathbf{p}}. \quad (\text{A6})$$

We emphasize that the result derived here is generally applicable to atoms in a generic electromagnetic environment described by the Green’s function  $G(r)$ .

## Appendix B: Sum rule of spectral function

Within the Chevy ansatz the solution of the effective Schrödinger equation  $\hat{H}|\psi_{\mathbf{p}}^r\rangle = E_{\mathbf{p}}|\psi_{\mathbf{p}}^r\rangle$ , gives the right polaronic eigenstates

$$|\psi_{\mathbf{p}}^r\rangle = \sqrt{Z_{\mathbf{p}}} \left[ \hat{s}_{\mathbf{p}}^\dagger + \frac{1}{\sqrt{N}} \sum_{\mathbf{q}, \alpha} \frac{\eta_{\alpha} g_{\mathbf{q}, \mathbf{p}}^{\alpha}}{\varepsilon_{\mathbf{p}}^{(0)} - \varepsilon_{\mathbf{q}}^{(0)} - \nu_{\alpha}} \hat{s}_{\mathbf{q}}^\dagger \hat{b}_{\mathbf{p}-\mathbf{q}}^\dagger \right] |0\rangle, \quad (\text{B1})$$

whereas the left polaronic eigenstates  $|\psi_{\mathbf{p}}^l\rangle$  have complex conjugated amplitudes. This means that the overlap condition for the residue is  $Z_{\mathbf{p}} = (\langle 0 | s_{\mathbf{p}} | \psi_{\mathbf{p}}^r \rangle)^2$ , which does not contain the absolute value. This subtle difference with Hermitian systems means that the residue is no longer guaranteed to lie in the interval  $[0, 1]$ , nor be real [66]. In fact, resolving the real-time Green's function  $G_{\mathbf{p}}^R(t) = -i\theta(t) \langle 0 | \hat{s}_{\mathbf{p}} e^{-i\hat{H}t} \hat{s}_{\mathbf{p}}^\dagger | 0 \rangle$  using the left-right eigenvector identity  $\mathbb{1} = \sum_n |\varphi_n^r\rangle \langle \varphi_n^l|$  shows that its Fourier transform may be expressed as

$$G_{\mathbf{p}}^R(\omega) = \sum_n \frac{\langle 0 | \hat{s}_{\mathbf{p}} | \varphi_n^r \rangle \langle \varphi_n^l | \hat{s}_{\mathbf{p}}^\dagger | 0 \rangle}{\omega - E_n}, \quad (\text{B2})$$

where  $\hat{H}|\varphi_n^r\rangle = E_n|\varphi_n^r\rangle$  defines the complex energy eigenvalues  $E_n$ . Using the integral identity:  $\int_{-\infty}^{\infty} d\omega (\omega - E_n)^{-1} = -i\pi$ , finally shows that the spectral function,  $A_{\mathbf{p}}(\omega) = -2\text{Im}(G_{\mathbf{p}}^R(\omega))$  obeys the same normalization condition as for a Hermitian system,

$$\int_{-\infty}^{\infty} \frac{d\omega}{2\pi} A_{\mathbf{p}}(\omega) = 1. \quad (\text{B3})$$

From this, it follows that if  $\text{Re}[Z_{\mathbf{p}}] = \text{Re}[(\langle 0 | \hat{s}_{\mathbf{p}} | \psi_{\mathbf{p}}^r \rangle)^2] > 1$ , there are frequencies for which  $A_{\mathbf{p}}(\omega)$  is negative.

## Appendix C: Master equation for atoms in free space

In this appendix, we derive the Lamb-Dicke expansion for the master equation describing dipole-interacting atoms in free space including the effects of recoil. This result was originally derived by Refs. [54, 96], and it is a generalization of the case of a single atom first presented in Ref. [97]. Here, we sketch the derivation for completeness.

The starting point is the master equation (1) where, for the case of atoms in free space, the population recycling terms has the form

$$\mathcal{R}\hat{\rho} = \gamma_0 \sum_{\mathbf{n}, \mathbf{m}} \int d\mathbf{u} \mathcal{D}(\mathbf{u}) e^{-ik_0 \mathbf{u} \cdot \hat{\mathbf{r}}_{\mathbf{n}}} \hat{\sigma}_{\mathbf{n}}^- \hat{\rho} e^{ik_0 \mathbf{u} \cdot \hat{\mathbf{r}}_{\mathbf{m}}} \hat{\sigma}_{\mathbf{m}}^-. \quad (\text{C1})$$

Here,  $\mathbf{u}$  is a unit vector describing the direction of the emitted photon, the integral is taken over all directions in space weighted by the dipole emission pattern  $\mathcal{D}(\mathbf{u})$ , normalized such that  $\int d\mathbf{u} \mathcal{D}(\mathbf{u}) = 1$ .

We now proceed to expand the master equation in power of the atomic position fluctuations up to second order in the Lamb-Dicke parameter. The expansion of the non-Hermitian Hamiltonian, is given in Eq. (5). For the population recycling terms we have

$$\mathcal{R}\hat{\rho} \simeq \left( \mathcal{R}_0 + \sum_{\alpha} \eta_{\alpha} \mathcal{R}_1^{\alpha} + \sum_{\alpha, \beta} \eta_{\alpha} \eta_{\beta} \mathcal{R}_2^{\alpha, \beta} \right) \hat{\rho}, \quad (\text{C2})$$

where  $\mathcal{R}_n$  contains contributions to order  $n = 0, 1, 2$  in the Lamb-Dicke parameter in Eq. (4). The leading order term reads

$$\mathcal{R}_0 \hat{\rho} \equiv \sum_{\mathbf{n}, \mathbf{m}} \Gamma_{\mathbf{nm}} \hat{\sigma}_{\mathbf{n}}^- \hat{\rho} \hat{\sigma}_{\mathbf{m}}^+, \quad (\text{C3})$$

where we defined the dissipative coupling

$$\Gamma_{\mathbf{nm}} \equiv \gamma_0 \int d\Omega \mathcal{D}(\Omega) e^{-ik_0 \mathbf{u} \cdot \mathbf{R}_{\mathbf{nm}}} = -2\text{Im}[G_{\mathbf{nm}}], \quad (\text{C4})$$

with  $\mathbf{R}_{\mathbf{nm}} \equiv \mathbf{R}_{\mathbf{n}} - \mathbf{R}_{\mathbf{m}}$ . The first order Lamb-Dicke correction reads

$$\mathcal{R}_1^{\alpha} \hat{\rho} \equiv \sum_{\mathbf{n} \neq \mathbf{m}} \Gamma_{\mathbf{nm}}^{\alpha} \hat{\sigma}_{\mathbf{n}}^- \left( \hat{R}_{\alpha, \mathbf{n}} \hat{\rho} - \hat{\rho} \hat{R}_{\alpha, \mathbf{m}} \right) \hat{\sigma}_{\mathbf{m}}^+, \quad (\text{C5})$$

where we defined

$$\Gamma_{\mathbf{nm}}^{\alpha} \equiv \gamma_0 \int d\mathbf{u} \mathcal{D}(\mathbf{u}) \frac{\partial}{\partial(k_0 R_{\alpha, \mathbf{nm}})} e^{-ik_0 \mathbf{u} \cdot \mathbf{R}_{\mathbf{nm}}}, \quad (\text{C6})$$

and  $R_{\alpha, \mathbf{nm}} \equiv \mathbf{e}_{\alpha} \cdot \mathbf{R}_{\mathbf{nm}}$ , where  $\mathbf{e}_{\alpha}$  is the unit vector along the direction  $\alpha = x, y, z$ . The summation in Eq. (C5) does not include the diagonal case  $\mathbf{n} = \mathbf{m}$  because  $\Gamma_{\mathbf{nn}}^{\alpha} = 0$  due to symmetry.

Finally, the second order Lamb-Dicke correction in Eq. (C2) reads

$$\mathcal{R}_2^{\alpha\beta} \hat{\rho} = \sum_{\mathbf{n}, \mathbf{m}} \Gamma_{\mathbf{nm}}^{\alpha\beta} \hat{\sigma}_{\mathbf{n}}^- \left[ \frac{1}{2} \hat{R}_{\alpha\mathbf{n}} \hat{R}_{\beta\mathbf{n}} \hat{\rho} + \frac{1}{2} \hat{\rho} \hat{R}_{\alpha\mathbf{m}} \hat{R}_{\beta\mathbf{m}} - \hat{R}_{\alpha\mathbf{n}} \hat{\rho} \hat{R}_{\beta\mathbf{m}} \right] \hat{\sigma}_{\mathbf{m}}^+, \quad (\text{C7})$$

where we defined

$$\Gamma_{\mathbf{nm}}^{\alpha\beta} \equiv \gamma_0 \frac{\partial}{\partial(k_0 R_{\alpha, \mathbf{nm}})} \frac{\partial}{\partial(k_0 R_{\beta, \mathbf{nm}})} \int d\mathbf{u} \mathcal{D}(\mathbf{u}) e^{-ik_0 \mathbf{u} \cdot \mathbf{R}_{\mathbf{nm}}}. \quad (\text{C8})$$

Note that in Eq. (C7) the summation includes the case  $\mathbf{n} = \mathbf{m}$ , which corresponds to the recoil heating of an atom at a rate  $\Gamma_{\mathbf{nn}}^{\alpha\alpha}$  due to scattering of photons.

Similar results have been obtained in Ref. [50] following a slightly different approach. In this latter case, however, the contribution to first order in the Lamb-Dicke parameter, namely Eq. (7) and Eq. (C5), were neglected under the assumption of large trap frequency ( $\nu \gg \gamma_0$ ). Here, instead, we do not make this assumption.



### Appendix D: Spin-phonon coupling in free-space arrays

In this appendix, we consider the case of atomic arrays in three-dimensional electromagnetic vacuum and derive explicit expression for the spin-phonon coupling that we use to obtain the results presented in the main text.

The dipole-dipole coupling strength between atoms  $\mathbf{n}$  and atoms  $\mathbf{m}$  in free space reads [98]

$$G(\hat{\mathbf{r}}_{\mathbf{n}} - \hat{\mathbf{r}}_{\mathbf{m}}) \equiv -\frac{3\gamma_0}{k_0} \hat{\boldsymbol{\rho}}^\dagger \bar{\bar{G}}(\hat{\mathbf{r}}_{\mathbf{n}} - \hat{\mathbf{r}}_{\mathbf{m}}, \omega_0) \hat{\boldsymbol{\rho}}, \quad (\text{D1})$$

where  $\gamma_0 = \mu_0 \omega_0^3 |\boldsymbol{\rho}|^2 / (3\pi c)$  is the free-space single-atom spontaneous emission rate,  $\boldsymbol{\rho}$  is the dipole matrix element of the atomic transition and  $\hat{\boldsymbol{\rho}} = \boldsymbol{\rho}/|\boldsymbol{\rho}|$  the associated unit vector. The free space electromagnetic Green's tensor  $\bar{\bar{G}}(\mathbf{r}, \omega_0)$  is obtained as a solution of the Helmholtz equation

$$\nabla \times \nabla \times \bar{\bar{G}}(\mathbf{r} - \mathbf{r}', \omega_0) - \frac{\omega_0^2}{c^2} \bar{\bar{G}}(\mathbf{r} - \mathbf{r}', \omega_0) = \delta(\mathbf{r} - \mathbf{r}') \mathbb{1}. \quad (\text{D2})$$

Setting  $\mathbf{r}' = 0$ , the general expression for the Green's function everywhere except at the origin reads

$$\begin{aligned} \bar{\bar{G}}(\mathbf{r}, \omega_0) \equiv & \frac{e^{ik_0 r}}{4\pi k_0^2 r^3} \left[ (k_0^2 r^2 + ik_0 r - 1) \mathbb{1} \right. \\ & \left. + (-k_0^2 r^2 - 3ik_0 r + 3) \frac{\mathbf{r} \otimes \mathbf{r}}{r^2} \right]. \end{aligned} \quad (\text{D3})$$

At the origin, we define  $G(\mathbf{0}) = -i\gamma_0/2$ , thereby including the vacuum Lamb-shift proportional to the real part of Eq. (D1) in the definition of the dipole resonance frequency  $\omega_0$ . This corresponds to defining the dispersion relation as  $\varepsilon_{\mathbf{p}}^{(0)} \equiv \tilde{G}(\mathbf{p}) - \text{Re}(G(\mathbf{0}))$ , where  $\tilde{G}(\mathbf{p})$  is the Fourier transform of Eq. (D3).

In the following, we present explicit expressions for the spin-phonon coupling to first and second order in the Lamb-Dicke expansion.

#### 1. First order spin-phonon coupling

Using the specific properties of the free-space Green's function we obtain explicit expressions for the spin-phonon coupling Eq. (8) to first order in the Lamb-Dicke approximation. It is convenient to consider separately the case of 1D and 2D arrays.

**1D Arrays.** We consider a one-dimensional atomic array aligned along the  $x$ -axis. We can obtain analytical expressions using the definition in Eq. (8) and the expression in Eq. (D3). We obtain

$$g_{q,p}^x = \sum_n G_{n0}^x (e^{iqdn} - e^{ipdn}) = G^x(q) - G^x(p), \quad (\text{D4})$$

and  $g_{q,p}^z = 0 = g_{q,p}^y$ . The explicit expression of  $G^x(q)$  depends on whether the atoms are polarized perpendicular or parallel to the atomic arrays. In particular, for

perpendicular polarization

$$\begin{aligned} G_\perp^x(q) = & \frac{3\gamma_0}{4} \sum_{s=\pm} s \left[ \frac{i \log(1 - \lambda_s)}{k_0 d} + \frac{2\text{Li}_2(\lambda_s)}{(k_0 d)^2} \right. \\ & \left. + \frac{3i\text{Li}_3(\lambda_s)}{(k_0 d)^3} - \frac{3\text{Li}_4(\lambda_s)}{(k_0 d)^4} \right], \end{aligned} \quad (\text{D5})$$

while for parallel polarization

$$G_\parallel^x(q) = -\frac{3\gamma_0}{2} \sum_{s=\pm} s \left[ \frac{\text{Li}_2(\lambda_s)}{(k_0 d)^2} + 3i \frac{\text{Li}_3(\lambda_s)}{(k_0 d)^3} - 3 \frac{\text{Li}_4(\lambda_s)}{(k_0 d)^4} \right], \quad (\text{D6})$$

where  $\lambda_\pm \equiv \exp[id(k_0 \pm q)]$  and  $\text{Li}_n(x)$  is the polylogarithm function of order  $n$ . In Fig. 9(a,b) we plot the real and imaginary part of Eq. (D4) for both polarization choices. In both cases  $\text{Re}(g_{p,q}^x) = 0$  for  $|q|, |p| > k_0$ . This is the reason why the resonant contribution in the self-energy in Eq. (20) is purely imaginary. We also observe that while the coupling is continuous and finite for parallel polarized atoms, it has a discontinuity for perpendicular ones. Furthermore, for this latter case  $\text{Im}[g_{p,q}^x]$  diverges at the light cone.

**2D Arrays.** For atomic arrays in two dimensions, it is convenient to use the plane wave decomposition of the free space Green's function to write equation (D1) as (setting  $\mathbf{r}_m = 0$ )

$$G(\mathbf{r}) = -\frac{3\pi i \gamma_0}{2k_0^3} \int \frac{d^2 Q_\parallel}{(2\pi)^2} \frac{k_0^2 - |\bar{\mathbf{Q}} \cdot \hat{\boldsymbol{\rho}}|^2}{\sqrt{k_0^2 - \mathbf{Q}_\parallel^2}} e^{i\bar{\mathbf{Q}} \cdot \mathbf{r}}, \quad (\text{D7})$$

with  $\bar{\mathbf{Q}} = [\mathbf{Q}_\parallel, \sqrt{k_0^2 - \mathbf{Q}_\parallel^2} \text{sgn}(z)]$ . To arrive at this expression, we use the Weyl representation of a spherical wave [99]

$$\frac{e^{ik_0 r}}{r} = \frac{i}{2\pi} \int d^2 Q_\parallel \frac{1}{\sqrt{k_0^2 - \mathbf{Q}_\parallel^2}} e^{i\bar{\mathbf{Q}} \cdot \mathbf{r}}, \quad (\text{D8})$$

with  $\bar{\mathbf{Q}} = [\mathbf{Q}_\parallel, \sqrt{k_0^2 - \mathbf{Q}_\parallel^2} \text{sgn}(z)]$ , as well as the identity [3]

$$\bar{\bar{G}}(\mathbf{r}, \omega_0) = (k_0^2 \mathbb{1} + \nabla \otimes \nabla) \frac{e^{ik_0 r}}{4\pi k_0^2 r}. \quad (\text{D9})$$

Inserting these into Eq. (D1) yields Eq. (D7). Taking the derivative of this latter along a given spatial direction yields

$$\begin{aligned} G_{\mathbf{n}0}^\alpha = & -\frac{3\pi i \gamma_0}{2k_0^4} \int \frac{d^2 Q_\parallel}{(2\pi)^2} \frac{k_0^2 - (\bar{\mathbf{Q}} \cdot \hat{\boldsymbol{\rho}})}{\sqrt{k_0^2 - \mathbf{Q}_\parallel^2}} \partial_\alpha e^{i\bar{\mathbf{Q}} \cdot \mathbf{r}} \\ = & \frac{3\pi \gamma_0}{2k_0^4} \int \frac{d^2 Q_\parallel}{(2\pi)^2} \frac{k_0^2 - (\bar{\mathbf{Q}} \cdot \hat{\boldsymbol{\rho}})}{\sqrt{k_0^2 - \mathbf{Q}_\parallel^2}} Q_{\parallel,\alpha} e^{i\bar{\mathbf{Q}} \cdot \mathbf{r}}. \end{aligned} \quad (\text{D10})$$

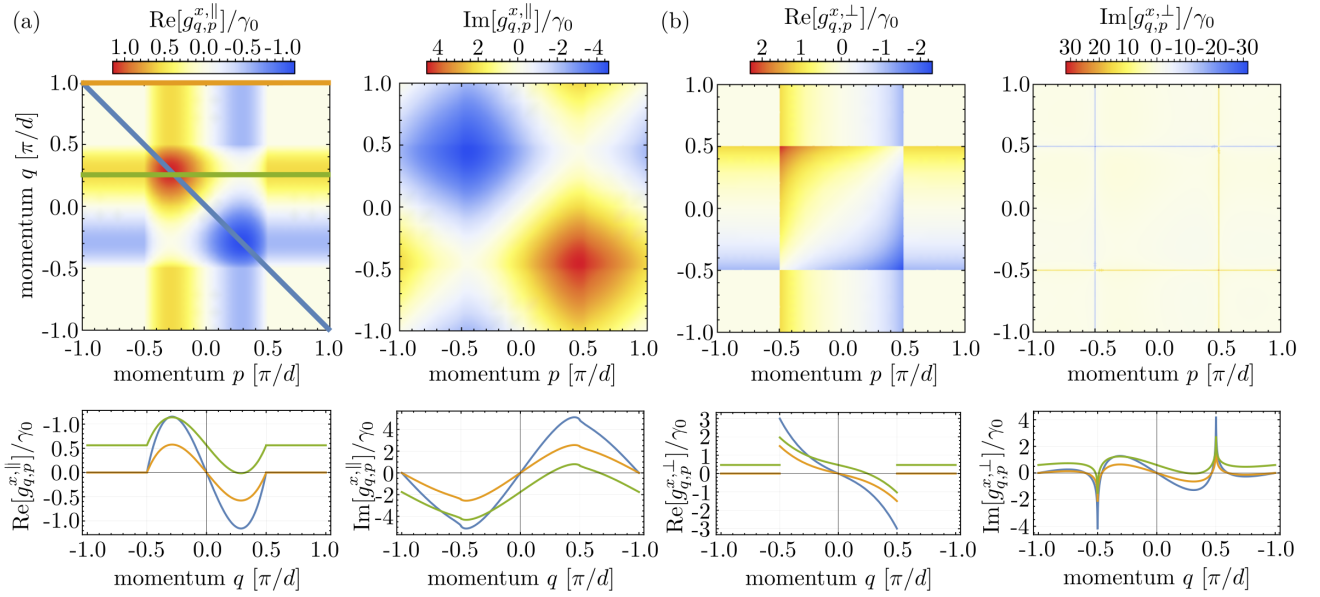


FIG. 9. **Spin-phonon coupling in 1D arrays.** Coupling rate for atoms (a) polarized parallel and (b) perpendicular to the array axis. In each panel, the top row shows the density plots for the real (left) and imaginary (right) part of  $g_{p,q}^x$  as a function of  $p$  and  $q$ . Each line in the bottom panels show cuts along particular direction as specified by lines of matching colors in the top left plot of figure (a). All the figures are obtained for  $d = \lambda_0/4$ .

We now use the identity

$$\sum_{\mathbf{n}} e^{i(\mathbf{Q}_{\parallel} - \mathbf{p}) \cdot \mathbf{r}_{\mathbf{n}}} = \left(\frac{2\pi}{d}\right)^2 \sum_{\mathbf{g} \in \text{RL}} \delta^{(2)}(\mathbf{Q}_{\parallel} - \mathbf{p} - \mathbf{g}), \quad (\text{D11})$$

where RL is the set of all reciprocal lattice vectors, and obtain the following expression for the spin-phonon coupling rate for first order in Lamb-Dicke parameter

$$g_{\mathbf{q},\mathbf{p}}^{\alpha} = \frac{3\pi\gamma_0}{2k_0^4} \sum_{\mathbf{g} \in \text{RL}} \left[ \frac{k_0^2 - (\tilde{\mathbf{q}} \cdot \hat{\mathbf{p}})^2}{\sqrt{k_0^2 - (\mathbf{q} + \mathbf{g})^2}} (q_{\alpha} + g_{\alpha}) - \frac{k_0^2 - (\tilde{\mathbf{p}} \cdot \hat{\mathbf{p}})^2}{\sqrt{k_0^2 - (\mathbf{p} + \mathbf{g})^2}} (p_{\alpha} + g_{\alpha}) \right]. \quad (\text{D12})$$

Here, we let  $\tilde{\mathbf{q}} = [\mathbf{q} + \mathbf{g}, \sqrt{k_0^2 - (\mathbf{q} + \mathbf{g})^2} \text{sgn}(z)|_{z=0}]$ , with the convention that  $\text{sgn}(z)^2 = 1$ ,  $\text{sgn}(z) = 0$  in the plane of the array,  $z = 0$ . Equation (D12) is used to efficiently calculate the vertex function.

## 2. Correction to zero-point motion

Simple expressions for the zero-point motion corrections to the dispersion relation, Eq. (A5), can only be obtained in special cases. In the following we focus on two such cases. The case of isotropic trap frequencies, that we assume in Sec. IV and the case where two trap frequency are equal, that we use in Sec. V.

For isotropic trap frequencies, such that  $\eta_{\alpha} = \eta$  for all spatial directions  $\alpha = x, y, z$ , the second-order Lamb-

Dicke correction to the dispersion relation takes the simple form

$$\hat{H}_2 = -\eta^2 \sum_{\mathbf{p}} \left[ \varepsilon_{\mathbf{p}}^{(0)} + \frac{i\gamma_0}{2} \right] \hat{s}_{\mathbf{p}}^{\dagger} \hat{s}_{\mathbf{p}}. \quad (\text{D13})$$

Together with the zeroth order result,  $\varepsilon_{\mathbf{p}}^{(0)}$ , this shows that in the isotropic trapping limit Eq. (9) reads

$$\varepsilon_{\mathbf{p}}^{\infty} = (1 - \eta^2) \varepsilon_{\mathbf{p}}^{(0)} - \frac{i\eta^2 \gamma_0}{2}. \quad (\text{D14})$$

We emphasize that this result holds for one-, two-, and three-dimensional atomic arrays in three-dimensional vacuum space. Equation (D13) is obtained noting that away from the origin ( $\mathbf{r} = 0$ ), the Green's function satisfies  $\nabla(\nabla \cdot \vec{G}) = 0$ , as it can be immediately verified using Eq. (D3). From Eq. (D2) we then have exactly <sup>5</sup>

$$\begin{aligned} \sum_{\alpha} G_{\mathbf{n}\mathbf{m}}^{\alpha\alpha} &= \sum_{\alpha} k_0^{-2} \partial_{\alpha}^2 G(\mathbf{r})|_{\mathbf{r}=\mathbf{r}_{\mathbf{n}}-\mathbf{r}_{\mathbf{m}}} \\ &= G(\mathbf{r})|_{\mathbf{r}=\mathbf{r}_{\mathbf{n}}-\mathbf{r}_{\mathbf{m}}} = -G_{\mathbf{n}\mathbf{m}}. \end{aligned} \quad (\text{D15})$$

Substituting this result into Eq. (A4) finally yields Eq. (D13). Equation (D14) corresponds to the modified dispersion relation for a finite Lamb-Dicke parameter but

<sup>5</sup> The original derivation of Eq. (D13) presented in Ref. [7] considered only the far field contribution to the Green's function in Eq. (D3). We find, however, that this is an unnecessary assumption.

in the limit of fast motion,  $\nu \gg \gamma_0$ , such that the contribution of the spin-phonon scattering in Eq. (7) can be neglected.

Let us now consider a 2D array of atom where the trap frequencies for motion in the array plane are equal ( $\eta_x = \eta_y = \eta_{\parallel} \neq \eta_z$ ). To obtain concrete expressions we focus here on the case of circularly polarized dipoles (in the plane of the array), which corresponds to the choice made in Sec. V. To calculate this in the easiest possible manner, we first rewrite Eq. (A5) as

$$\Delta\varepsilon_{\mathbf{p}} = -\eta_{\parallel}^2 \varepsilon_{\mathbf{p}}^{(0)} - \frac{i\eta_{\parallel}^2 \gamma_0}{2} + (\eta_z^2 - \eta_{\parallel}^2) \left[ \sum_{\mathbf{n}} G_{\mathbf{n}\mathbf{0}}^{zz} e^{-i\mathbf{p} \cdot \mathbf{r}_{\mathbf{n}}} - G_{\mathbf{0}\mathbf{0}}^{zz} \right]. \quad (\text{D16})$$

There is, thus, a correction for  $\eta_z \neq \eta_{\parallel}$ , which we must compute independently. We will consider the specific case of circularly polarized atoms,  $\hat{\mathbf{p}} = (\mathbf{e}_x + i\mathbf{e}_y)/\sqrt{2}$ , corresponding to the situation analyzed in Sec. V. A similar procedure can be applied to other polarizations. We start by computing the first term in the square bracket. Using the plane wave decomposition in Eq. (D7), we obtain

$$\sum_{\mathbf{n}} G_{\mathbf{n}\mathbf{0}}^{zz} e^{-i\mathbf{p} \cdot \mathbf{r}_{\mathbf{n}}} = \frac{3\pi i \gamma_0}{2k_0^5 d^2} \sum_{\mathbf{g} \in \text{RL}} \sqrt{k_0^2 - (\mathbf{p} + \mathbf{g})^2} \times \left[ k_0^2 - \frac{(\mathbf{p} + \mathbf{g})^2}{2} \right]. \quad (\text{D17})$$

This contribution is divergent, because its real part becomes arbitrarily large as  $|\mathbf{g}|$  increases. We note, however, that Eq. (D16) is finite, because the divergence in Eq. (D17) is cancelled by the second term,  $G_{\mathbf{0}\mathbf{0}}^{zz}$ . Computing the contribution in Eq. (D16) as the difference of two diverging terms is however not practically feasible. We thus employ a regularization procedure inspired by Refs. [18]. We introduce in Eq. (D7) a Gaussian cutoff  $e^{-(\mathbf{p}+\mathbf{g})^2/\Lambda^2}$  at a momentum range  $\Lambda$ . With this choice, Eq. (D16) reads

$$\Delta\varepsilon_{\mathbf{p}} = -\eta_{\parallel}^2 \varepsilon_{\mathbf{p}}^{(0)} - \frac{i\eta_{\parallel}^2 \gamma_0}{2} + (\eta_z^2 - \eta_{\parallel}^2) \times \lim_{\Lambda \rightarrow \infty} \left\{ \frac{3\pi i \gamma_0}{2k_0^5 d^2} \sum_{\mathbf{g} \in \text{RL}} \sqrt{k_0^2 - (\mathbf{p} + \mathbf{g})^2} \times \left( k_0^2 - \frac{[\mathbf{p} + \mathbf{g}]^2}{2} \right) e^{-(\mathbf{p}+\mathbf{g})^2/\Lambda^2} - G_{\mathbf{0}\mathbf{0}}^{zz}(\Lambda) \right\}. \quad (\text{D18})$$

The last term in the curly brackets represents the regularization of the term  $G_{\mathbf{0}\mathbf{0}}^{zz}$  upon the introduction of the

cut-off. It is defined as

$$G_{\mathbf{0}\mathbf{0}}^{zz}(\Lambda) = \frac{3\pi i \gamma_0}{2k_0^5} \int \frac{d^2 Q_{\parallel}}{(2\pi)^2} \sqrt{k_0^2 - \mathbf{Q}_{\parallel}^2} (k_0^2 - |\bar{\mathbf{Q}} \cdot \hat{\mathbf{p}}|^2) e^{-\mathbf{Q}_{\parallel}^2/\Lambda^2} \\ = \frac{3i\gamma_0}{4} \int_0^\infty dx x \sqrt{1-x^2} (1-x^2/2) e^{-k_0^2 x^2/\Lambda^2} \\ = \frac{3i\gamma_0}{8} e^{-k_0^2/\Lambda^2} \left[ \int_0^1 du u^2 (1+u^2) e^{+k_0^2 u^2/\Lambda^2} + i \int_0^\infty dv v^2 (1-v^2) e^{-k_0^2 v^2/\Lambda^2} \right]. \quad (\text{D19})$$

In the second line, we define  $x = Q_{\parallel}/k_0$ . In the third line, we let  $u^2 = 1-x^2$  on the interval  $x \in [0, 1]$ , whereas we let  $v^2 = x^2 - 1$  on the interval  $x \in [1, \infty]$ . Only the first integral in the square brackets contributes to the imaginary part of  $\Delta\varepsilon_{\mathbf{p}}$  and, in the limit  $\Lambda \rightarrow +\infty$ , yields the contribution

$$\text{Im}[G_{\mathbf{0}\mathbf{0}}^{zz}(\Lambda)] \simeq \frac{\gamma_0}{5}, \quad (\text{D20})$$

which is independent on the cut-off. This is expected, as the imaginary part of Eq. (D7) at the origin, as well as its first and second spatial derivatives, are always finite. Substituting Eq. (D20) into Eq. (D18), the shift to the decay rate reads (taking  $\Lambda \rightarrow +\infty$ )

$$-2\text{Im}(\Delta\varepsilon_{\mathbf{p}}) = \eta_{\parallel}^2 (\gamma_0 - \Gamma_{\mathbf{p}}^{(0)}) + (\eta_z^2 - \eta_{\parallel}^2) \left\{ \frac{2\gamma_0}{5} - \frac{3\pi\gamma_0}{k_0^5 d^2} \sum_{\substack{\mathbf{g} \in \text{RL} \\ |\mathbf{p}+\mathbf{g}| < k_0}} \sqrt{k_0^2 - (\mathbf{p}+\mathbf{g})^2} \left[ k_0^2 - \frac{(\mathbf{p}+\mathbf{g})^2}{2} \right] \right\}. \quad (\text{D21})$$

Note that the only contribution to the second term in the curly brackets comes from those reciprocal lattice vector satisfying  $|\mathbf{p} + \mathbf{g}| < k_0$ . Finally, the contribution to the real part of  $\Delta\varepsilon_{\mathbf{p}}$  comes from the second integral in Eq. (D19) and gives

$$\text{Re}[G_{\mathbf{0}\mathbf{0}}^{zz}(\Lambda)] = -\frac{3\sqrt{\pi}\gamma_0}{64} e^{-k_0^2/\Lambda^2} \frac{\Lambda^3}{k_0^3} \left( 2 - 3\frac{\Lambda^2}{k_0^2} \right). \quad (\text{D22})$$

Substituting Eq. (D22) into Eq. (D18) we obtain an expression that is convergent in the limit  $\Lambda \rightarrow \infty$

$$\text{Re}(\Delta\varepsilon_{\mathbf{p}}) = -\eta_{\parallel}^2 J_{\mathbf{p}}^{(0)} - (\eta_z^2 - \eta_{\parallel}^2) \times \left\{ \frac{3\pi\gamma_0}{2k_0^5 d^2} \sum_{\substack{\mathbf{g} \in \text{RL} \\ |\mathbf{p}+\mathbf{g}| > k_0}} \sqrt{(\mathbf{p}+\mathbf{g})^2 - k_0^2} \left[ k_0^2 - \frac{(\mathbf{p}+\mathbf{g})^2}{2} \right] + \text{Re}[G_{\mathbf{0}\mathbf{0}}^{zz}(\Lambda)] \right\}, \quad (\text{D23})$$

In Sec V, we use Eqs. (D21)-(D23) to evaluate the zero-point motion correction in Eq. (D16).

### Appendix E: Calculation of self-energy and quasiparticle weight

In this appendix, we provide additional details for the computation of the quasiparticle properties of the polaron-polariton excitation discussed in III. In particular, we describe in detail how we compute the self-energy,  $\Sigma_{\mathbf{p}}$ , and the quasiparticle weight,  $Z_{\mathbf{p}}$ . It is necessary to distinguish the case of arrays in one and two dimensions.

#### 1. 1D Array

**Self-energy.** For a 1D free space array the self-energy is obtained from Eq. (18) by taking  $D = 1$ . It reads

$$\Sigma_p^{1D} \equiv -\eta^2 d \int_{-\pi/d}^{\pi/d} \frac{dq}{(2\pi)} \frac{(g_{q,p}^x)^2}{\varepsilon_p^{(0)} - \varepsilon_q^{(0)} - \nu + i0^+}, \quad (\text{E1})$$

where we assumed the array to be aligned along the  $x$ -axis. To correctly evaluate Eq. (E1), it is essential to take care of the divergences of the integrand function. These are of two types.

One pole occurs as a divergence in  $g_{q,p}^x$  and  $\varepsilon_q^{(0)}$  for  $q = k_0$  in the case of atoms polarized perpendicular to the array direction. To evaluate its contribution, we expand the integrand in Eq. (E1) around  $q = k_0$  and obtain

$$\frac{(g_{q,p}^x)^2}{\varepsilon_p^{(0)} - \varepsilon_q^{(0)} - \nu} \simeq -\frac{[G_{\perp}^x(q)]^2}{\varepsilon_q^{(0)}}. \quad (\text{E2})$$

Here, we kept only the leading term in both the numerator and denominator and used Eq. (8) to approximate  $g_{q,p}^x \simeq G_{\perp}^x(q) \equiv \sum_n G_{n0}^x e^{iqdn}$ , where  $G_{\perp}^x(q)$  is given in Eq. (D5). The dispersion relation of a polariton in a 1D array of atoms polarized perpendicular to the array axis reads [3]

$$\varepsilon_q^{(0)} = \frac{3\gamma_0}{4} \sum_{s=\pm} \left[ \frac{\log(1 - \lambda_s)}{k_0 d} - i \frac{\text{Li}_2(\lambda_s)}{(k_0 d)^2} + \frac{\text{Li}_3(\lambda_s)}{(k_0 d)^3} \right], \quad (\text{E3})$$

where  $\lambda_{\pm} \equiv \exp[id(k_0 \pm q)]$  and  $\text{Li}_n(x)$  is defined after Eq. (D6). Substituting Eqs. (E3) and Eq. (D5) into Eq. (E2), to leading order we obtain a logarithmic divergence for  $q \rightarrow k_0$ , arising from the first term in the square brackets in Eqs. (E3) and (D5). This pole is thus integrable, and it does not contribute to Eq. (E1).

The other pole arises from the divergence of the denominator in Eq. (E1). For  $\nu \neq 0$ , this occurs only for  $|p|, |q| > k_0$  such that  $\text{Im}[\varepsilon_p^{(0)}] = 0 = \text{Im}[\varepsilon_q^{(0)}]$ , and it corresponds to the resonant scattering between two sub-radiant polaritons by the creation of a phonon. Given the parity symmetry of the dispersion relation, for any given value  $|p| > k_0$ , there exists two resonant wave-vectors  $q = \pm k_r$  with  $k_r > 0$  corresponding to a pole in Eq. (E1). Using the result

$$\frac{1}{x \pm i0^+} = \mp i\pi \delta(x) + \text{P} \left( \frac{1}{x} \right), \quad (\text{E4})$$

we rewrite Eq. (E1) as

$$\Sigma_p^{1D} = \Sigma_p^{\text{res}} + \Sigma_p^{\text{off-res}} \quad (\text{E5})$$

where we defined the resonant contribution

$$\Sigma_p^{\text{res}} = \frac{i\eta^2}{2} \frac{(g_{p,k_r}^x)^2 + (g_{p,-k_r}^x)^2}{|\varepsilon'_{k_r}|}, \quad (\text{E6})$$

with  $\varepsilon'_{k_r} \equiv (d\varepsilon_q^{(0)}/dq)_{q=k_r}$ , and the off-resonant contribution

$$\Sigma_p^{\text{off-res}} = -\eta^2 \text{P} \int_{-\pi/d}^{\pi/d} \frac{dq}{2\pi} \frac{(g_{q,p}^x)^2}{\varepsilon_p^{(0)} - \varepsilon_q^{(0)} - \nu}. \quad (\text{E7})$$

Here, P indicates the Cauchy principal value of the integral.

The numerical evaluation of Eq. (E6) and Eq. (E7) presents no particular difficulty. The only delicate point is the computation of the resonant momenta  $\pm k_r$  for the case of perpendicular polarized atoms. In this case, when the resonant quasimomentum falls close to the light line (where the dispersion relation diverges), greater accuracy is required to precisely compute  $k_r$ .

**Quasiparticle weight.** The quasiparticle weight is computed from Eq. (17) by first calculating  $\Sigma_p(\omega)$  as a function of  $\omega$  and then compute its numerical derivative to obtain  $Z_p$ .

#### 2. 2D Arrays

The contribution to the second-order energy shift from the self-energy for a 2D array is obtained from Eq. (18) by taking  $D = 2$

$$\Sigma_{\mathbf{p}}(\varepsilon_{\mathbf{p}}^{(0)}) = -\eta^2 d^2 \int_{\text{BZ}} \frac{d^2 q}{(2\pi)^2} \frac{\sum_{\alpha} (g_{\mathbf{q},\mathbf{p}}^{\alpha})^2}{\varepsilon_{\mathbf{p}}^{(0)} - \varepsilon_{\mathbf{q}}^{(0)} - \nu + i0^+}. \quad (\text{E8})$$

To numerically compute Eq. (E8), it is beneficial to write the integral in polar coordinates, because a pole can appear as a function of  $q = |\mathbf{q}|$  for a fixed polar angle  $\varphi$ . Similar to the 1D array, we, hereby, obtain resonant,

$$\Sigma_{\mathbf{p}}^{\text{res}} = \frac{i\eta^2 d^2}{2} \int_0^{2\pi} \frac{d\varphi}{2\pi} \sum_{\mathbf{q} \in \mathcal{R}(\varphi)} \frac{q \sum_{\alpha} (g_{\mathbf{q},\mathbf{p}}^{\alpha})^2}{|\partial_q \varepsilon_{\mathbf{q}}^{(0)}|}, \quad (\text{E9})$$

and off-resonant contributions

$$\Sigma_{\mathbf{p}}^{\text{off-res}} = -\eta^2 d^2 \int_0^{2\pi} \frac{d\varphi}{2\pi} \text{P} \int_0^{q_{\text{max}}} \frac{dq}{2\pi} \frac{q \sum_{\alpha} (g_{\mathbf{q},\mathbf{p}}^{\alpha})^2}{\varepsilon_{\mathbf{p}}^{(0)} - \varepsilon_{\mathbf{q}}^{(0)} - \nu}. \quad (\text{E10})$$

Here,  $q_{\text{max}}d = \min(\pi/|\cos \varphi|, \pi/|\sin \varphi|)$  is the maximum crystal momentum within the first Brillouin zone. Moreover,  $\mathcal{R}(\varphi)$  denote the set of resonances  $\mathbf{q}(\varphi)$  at fixed angle  $\varphi$  such that  $\varepsilon_{\mathbf{p}}^{(0)} = \varepsilon_{\mathbf{q}}^{(0)} + \nu$ . Strictly speaking, Eq. (E9) is only correct for resonances outside the light cone, where  $\varepsilon_{\mathbf{p}}^{(0)}$  and  $\varepsilon_{\mathbf{q}}^{(0)}$  are real. Indeed, a complex



analysis argument shows that when  $\varepsilon_{\mathbf{q}}^{(0)}$  is complex at the resonance, the correct formula is

$$\Sigma_{\mathbf{p}}^{\text{res}} = \frac{i\eta^2 d^2}{2} \int_0^{2\pi} \frac{d\varphi}{2\pi} \sum_{\mathbf{q} \in \mathcal{R}(\varphi)} \frac{q \sum_{\alpha} (g_{\mathbf{q},\mathbf{p}}^{\alpha})^2}{\partial_{\mathbf{q}} \varepsilon_{\mathbf{q}}^{(0)}} \text{sgn}[\text{Re}(\partial_{\mathbf{q}} \varepsilon_{\mathbf{q}}^{(0)})]. \quad (\text{E11})$$

This reduces to Eq. (E9) when  $\partial_{\mathbf{q}} \varepsilon_{\mathbf{q}}^{(0)}$  is real. As we mainly focus on the corrections to the subradiant states, Eq. (E9) generally suffices for our purposes.

The positions of the resonances are found numerically. The principal value integral as well as the pole contribution is then evaluated for enough polar angles  $\varphi$  to resolve its angle dependency. For perpendicularly polarized dipoles, the angle dependency is mild and around 100 angles is adequate to get precise results. For polarizations in the plane of the array, the position of the resonances strongly depends on the polar angle, and  $10^3$ – $10^4$  sampled angles are used for the computations.

Moreover, special care has to be taken in the evaluation of the integral in Eq. (E10), because there are poles in both the interaction vertex  $g_{\mathbf{q},\mathbf{p}}^{\alpha}$  and the energy  $\varepsilon_{\mathbf{q}}^{(0)}$  at  $|\mathbf{q}| = k_0$ . These poles arise from the divergence of the Green's function at the light cone. We note that this divergence is always present in 2D whereas in 1D it only exists for perpendicular polarization. However, this divergence is integrable and does not contribute to the self-energy.

## Appendix F: Quasiparticle properties of Polaron-Polaritons in 1D Arrays

In this appendix we analyze the quasiparticle properties of polaron-polaritons in 1D subwavelength arrays, complementing the discussion of 2D arrays in Sec. III. For a chain oriented along the  $x$ -axis, the resonant and off-resonant contributions in Eq. (20) take the explicit form

$$\Sigma_p^{\text{res}} = \frac{i\eta^2}{2} \sum_{k \in \mathcal{R}} \frac{(g_{p,k}^x)^2}{|\varepsilon'_k|}, \quad (\text{F1})$$

$$\Sigma_p^{\text{off-res}} = -\eta^2 \text{P} \int_{-\pi/d}^{\pi/d} \frac{dq}{2\pi} \frac{(g_{q,p}^x)^2}{\varepsilon_p^{(0)} - \varepsilon_q^{(0)} - \nu}, \quad (\text{F2})$$

Here,  $\mathcal{R}$  is the set of wave vectors satisfying the resonance condition  $\varepsilon_k^{(0)} + \nu = \varepsilon_p^{(0)}$  and  $1/|\varepsilon'_k| = (d\varepsilon_q^{(0)}/dq)_{q=k}^{-1}$  is proportional to the density of states at resonance. For parallel dipole polarization, resonances are absent if  $\nu > J_p^{(0)} - J_{k_0}^{(0)}$ . In this case,  $\Sigma_p^{\text{res}} = 0$  and the integrand in Eq. (F2) has no divergences. In contrast, for perpendicular polarization, there always exist resonances, because the dispersion diverges near the lightcone. We evaluate Eqs. (F1) and (F2) numerically (see Appendix E) and substitute the results in Eq. (15) to obtain the modified eigenenergies  $E_p$ . In Figures 10(a-b), we show the resulting dispersion relation  $J_p \equiv \text{Re}(E_p)$  and linewidth

$\Gamma_p \equiv -2\text{Im}[E_p]$  as a function of the quasimomentum  $p$  for several values of  $\nu/\gamma_0$  and for perpendicular and parallel polarization.

The dispersion relation  $J_p$  remains remarkably robust even as the trap frequency decreases [Fig. 10(a)], because of the same mechanism as for 2D arrays: The mismatch in energy or decay between a polariton with momentum  $p$  and a polariton-phonon pair with momenta  $q$  and  $p - q$ , respectively, is much larger than the coupling for most modes, leading to suppressed scattering.

The decay rate of subradiant states [Fig. 10(b)] is modified by changes in the radiative decay, Eqs. (D14) and (F2), and the appearance of additional non-radiative decay channels, which can significantly change the decay rate Eq. (F1). The radiative decay rate depends on the interference between two processes: (1) The decay of  $|p, 0\rangle$  under creation of a phonon by the recoil and (2) the decay from the state  $|q, p - q\rangle$  without creating an additional phonon through the recoil. In order to understand the interference between these two contributions, it is illustrative to evaluate the anti-Hermitian part of Eq. (5) on the Chevy-ansatz Eq. (11), which yields

$$-\frac{i\Gamma_p^{\infty}}{2} |B_p|^2 - \frac{2i}{\sqrt{N}} \sum_q \text{Re}(g_{q,p}^x) \text{Im}(C_{q,p}^x) - \sum_q \frac{i\Gamma_q^{\infty}}{2} |C_{q,p}^x|^2 \quad (\text{F3})$$

The first and third term describe decay associated with populating the polariton modes with momenta  $p$  or  $q$  respectively. The second term captures the interference between the phonon-producing processes mentioned above and its sign determines whether the interference suppresses or enhances decay. From Eq. (16)

$$C_{q,p}^x = \frac{1}{\sqrt{N}} \frac{\eta_x g_{p,q}^x}{\varepsilon_p^{(0)} - \varepsilon_q^{(0)} - \nu_x} \quad (\text{F4})$$

In general, the sign of Eq. (F4) depends on both  $g_{p,q}^x$  and the denominator. In the fast motion limit  $\nu \gg \gamma_0$ , this reduces to  $C_{q,p}^x \approx -\eta_x g_{p,q}^x / (\sqrt{N} \nu_x)$ , so that the sign of the interference is set entirely by the polarization-dependent couplings  $g_{q,p}^x$ . In this case, whether  $\Gamma_p$  is larger or smaller than  $\eta^2 \gamma_0$  depends entirely on the sign of the dipole force between nearby atoms. In the subradiant sector, the dipole moments of neighboring atoms are approximately anti-aligned, so that when atoms are polarized parallel (perpendicular) to the array axis, the dipole force between nearby atoms is repulsive (attractive).

Non-radiative decay arises from resonant scattering via (F1). For parallel polarization, this channel is absent for large trap frequencies, but dominates for intermediate ( $\nu \sim \gamma_0$ ) or small ( $\nu \ll \gamma_0$ ) trap frequencies. For perpendicular polarization, a resonance always exists due to the diverging dispersion relation at the light cone. However, for large trap frequencies, the corresponding resonant points lie near  $\pm k_0$ , where the density of states vanishes,  $1/|\varepsilon'_k| \approx 0$ . We highlight, that the combined decay

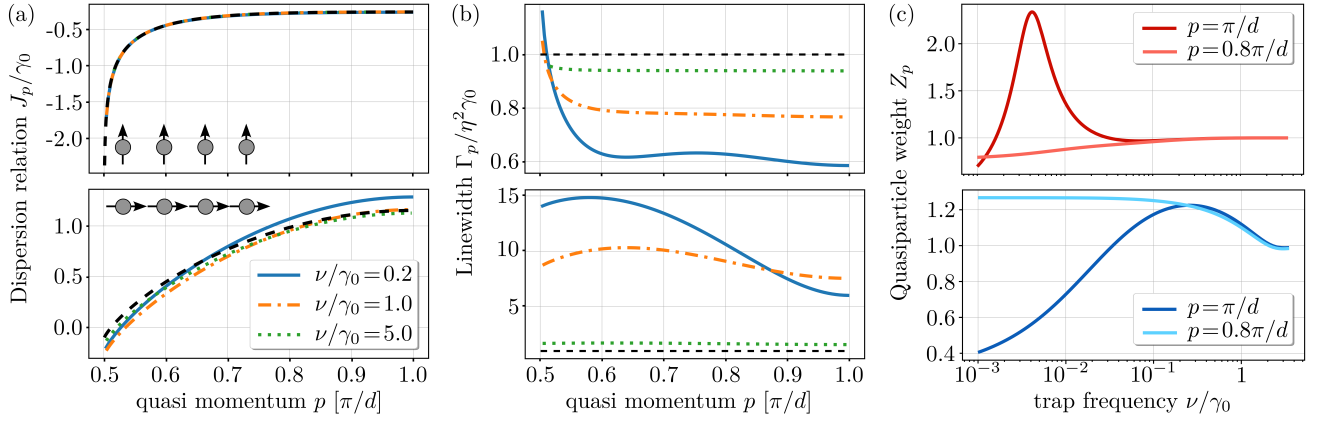


FIG. 10. **Quasiparticle properties of polaron-polaritons in 1D arrays.** Top and bottom panels represent the case of atoms polarized perpendicular and parallel to the array axis respectively. (a) Dispersion relation in the subradiant sector for pinned atoms (dashed black line) and  $J_p = \text{Re}(E_p)$  for finite trap frequency  $\nu/\gamma_0 = 0.2$  (solid blue line) 1.0 (orange dot-dashed line), and 5.0 (green dotted line). (b) Decay rate  $\Gamma_p \equiv -2\text{Im}(E_p)$  in the subradiant sector  $p > k_0$  of a polaron-polariton for different trap frequencies as specified in the legend in panel (a). The black dashed line represents the decay rate in the fast motion limit,  $\eta^2\gamma_0$ . (c) Plot of the quasiparticle weight  $Z_p$  as a function of the trap frequency for a polaron-polariton with quasimomentum  $p = \pi/d$  and  $p = 0.8\pi/d$ . Other parameters:  $d/\lambda_0 = 0.25$  and  $\eta = 0.2$ .

(radiative and non-radiative) in Fig. 10(b) (top panel), is smaller than the decay in the fast-motion limit,  $\eta^2\gamma_0$ , for all momenta  $|p| \gtrsim 1.05 k_0$  despite the presence of the additional non-radiative decay channel.

Finally, Fig. 10(c) shows the quasiparticle weight  $Z_p$  as a function of  $\nu/\gamma_0$  for  $p = 0.8\pi/d$  and  $p = \pi/d$ . (Details on the underlying calculation are given in Appendix E.) We find that  $Z_p$  remains close to 1 for  $p = 0.8\pi/d$  throughout the entire range of trap frequencies, confirming the validity of the Chevy-ansatz, Eq. (11). For  $p = \pi/d$ ,  $Z_p$  is close to unity for large and intermediate trap frequencies, but deviates from 1 significantly for small trap frequencies, indicating that our approach breaks down in this specific regime. For both polarizations the dispersion relation has a maximum at the edge of the Brillouin zone<sup>6</sup>. In the limit  $\nu/\gamma_0 \rightarrow 0$ , a polariton with  $p = \pi/d$  can scatter resonantly into modes with  $q \rightarrow \pm\pi/d$ . This process is enhanced by the diverging density of states, but simultaneously suppressed by vanishing coupling matrix elements. The coupling scales as  $g_{q,\pi/d}^x \sim i\gamma_0(q - \pi/d)d$  for  $q \rightarrow \pi/d$  and since the crystal momenta  $\pi/d$  and  $-\pi/d$  are physically equivalent, the coupling vanishes analogously for  $q \rightarrow -\pi/d$ . Expanding the dispersion  $J_p$  around  $p = \pm\pi/d$ , we find that resonances occur for

$$k_r \approx \frac{\pi}{d} \pm \sqrt{\frac{2\nu}{|(\partial_p^2 J_p)_{p=\pm\pi/d}|}} \quad (\text{F5})$$

<sup>6</sup> For perpendicularly polarized atoms, an additional local extremum of the dispersion relation appears for  $k_0 < |p| < \pi/d$  when  $d/\lambda_0 \lesssim 0.24$  leading to an additional divergence in the density of states. We do not consider this case here.

and the resonant contribution scales as  $\Sigma_p^{\text{res}} \sim \sqrt{\nu}$  for  $\nu \rightarrow 0$ . Since  $\partial_\omega \Sigma(\omega)|_{\omega=\varepsilon_p^{(0)}} = -\partial_\nu E_p$ , the quasiparticle weight given in Eq. (17) characterizes how sensitively the self-energy varies with  $\nu$ . The scaling of the resonant contribution with  $\sqrt{\nu}$  leads to  $Z_p \sim \sqrt{\nu}$  for  $\nu \rightarrow 0$ . For perpendicular polarization, we observe that in addition to  $Z_p \rightarrow 0$  for  $\nu \rightarrow 0$ , the quasiparticle weight exceeds 1 significantly for small values of  $\nu$ . Due to the shape of the dispersion  $J_p$  for perpendicular polarization, phonon scattering is weak for large and intermediate trap frequencies and rapidly surges once the density of states at resonance becomes large. This produces the pronounced peak in the upper panel of Fig. 10(c), which collapses once the coupling  $g_{k_r,p}^x$  diminishes for  $k_r \rightarrow \pm\pi/d$ . In contrast, for  $p = 0.8\pi/d$ , the quasiparticle weight remains close to one for all values of  $\nu/\gamma_0$ . In this case, the resonant contribution remains finite also in the limit  $\nu \rightarrow 0$ , since only the coupling to the resonance at  $k_r \approx p$  vanishes, while the coupling to the resonance at  $k_r \approx -p$  and the density of states at resonance remain finite.

## Appendix G: Transport in free space arrays

In this appendix, we discuss additional details behind the results on transport presented in Sec. IV.

### 1. Details on the numerical simulation

Transport of an excitation in a 1D and 2D array are computed by numerically integrating the Schrödinger

equation with the non-Hermitian Hamiltonian

$$\hat{H} \simeq \hat{H}_0 + \eta \sum_{\alpha} \hat{H}_1^{\alpha} + \frac{\eta^2}{2} \sum_{\alpha, \beta} \hat{H}_2^{\alpha\beta}, \quad (\text{G1})$$

where the terms  $\hat{H}_0$ ,  $\hat{H}_1^{\alpha}$ , and  $\hat{H}_2^{\alpha\beta}$  are given respectively by the real space expression of Eqs. (6), (7) and by (A2). To simulate large system sizes, we reduce the size of the Hilbert space by projecting Eq. (G1) into the manifold containing at most one spin and one phonon excitation. This projection removes all terms that create or destroy two phonons (i.e., terms of the form  $\hat{b}_{\alpha\mathbf{n}}^{\dagger} \hat{b}_{\beta\mathbf{m}}^{\dagger}$ ) such that

$$\begin{aligned} \hat{H}_2^{\alpha\beta} \simeq & 2 \sum_{\mathbf{n} \neq \mathbf{m}} G_{\mathbf{n}\mathbf{m}}^{\alpha\beta} \hat{\sigma}_{\mathbf{m}}^{+} \hat{\sigma}_{\mathbf{n}}^{-} \left[ \delta_{\alpha\beta} + \hat{b}_{\alpha\mathbf{n}}^{\dagger} \hat{b}_{\alpha\mathbf{n}} + \hat{b}_{\alpha\mathbf{m}}^{\dagger} \hat{b}_{\alpha\mathbf{m}} \right. \\ & \left. - \frac{1}{2} (\hat{b}_{\alpha\mathbf{n}}^{\dagger} \hat{b}_{\beta\mathbf{m}} + \hat{b}_{\alpha\mathbf{m}} \hat{b}_{\beta\mathbf{n}}^{\dagger} + \text{H.c.}) \right]. \end{aligned} \quad (\text{G2})$$

In computing the polariton-phonon properties in Sec. F, we furthermore neglected terms proportional to phonon number operator ( $\hat{b}_{\alpha\mathbf{n}}^{\dagger} \hat{b}_{\alpha\mathbf{n}}$ ), and phonon hopping between sites or spatial directions ( $\hat{b}_{\alpha\mathbf{n}}^{\dagger} \hat{b}_{\beta\mathbf{m}}$ ), as they contribute only to order higher than  $\eta^2$ . That is, we approximated

$$\sum_{\alpha\beta} \hat{H}_2^{\alpha\beta} \simeq -2 \sum_{\mathbf{n} \neq \mathbf{m}} G_{\mathbf{n}\mathbf{m}} \hat{\sigma}_{\mathbf{m}}^{+} \hat{\sigma}_{\mathbf{n}}^{-}, \quad (\text{G3})$$

where we used Eq.(D2) to write  $\sum_{\alpha} G_{\mathbf{n}\mathbf{m}}^{\alpha\alpha} = -G_{\mathbf{n}\mathbf{m}}$ .

We compare the transport dynamics by numerically integrating the Schrödinger equation on the truncated Hilbert space using either Eq. (G2) or Eq. (G3). We simulate transport in an array of  $N = 400$  atoms polarized perpendicularly to the array axis and with interatomic distance  $d = \lambda_0/4$ . We find no difference in the results when using Eq. (G2) or Eq. (G3) [cf. empty squares and stars in Fig. 3]. The results are presented for the case of  $\nu = 0.2\gamma_0$ , however we checked that the same conclusions are true for other trap frequencies in the regime where the phonon population is small  $\sum_{\mathbf{n}, \alpha} \langle \hat{b}_{\alpha\mathbf{n}}^{\dagger} \hat{b}_{\alpha\mathbf{n}} \rangle \ll 1$ .

The results presented in Sec. IV and in the remaining part of this appendix, are obtained by numerical integration in MATLAB where the second order Lamb-Dicke Hamiltonian is approximated by Eq. (G3).

## 2. Transport in 1D arrays with parallel polarization

We now consider transport along a 1D array of parallel polarized atoms. The results are shown in Figure 12. As compared to the case of perpendicular polarization, excitation transport deviates from the pinned atom limit at a much larger trap frequency [cf. Fig. 12(a,b) and Fig. 3(a,b)]. This behavior originates from two distinct features of the bare polariton dispersion relation  $J_p^{(0)}$ . First, the finite bandwidth sets a maximum threshold trap frequency beyond which resonant scattering is not possible. For the value considered here this occurs for

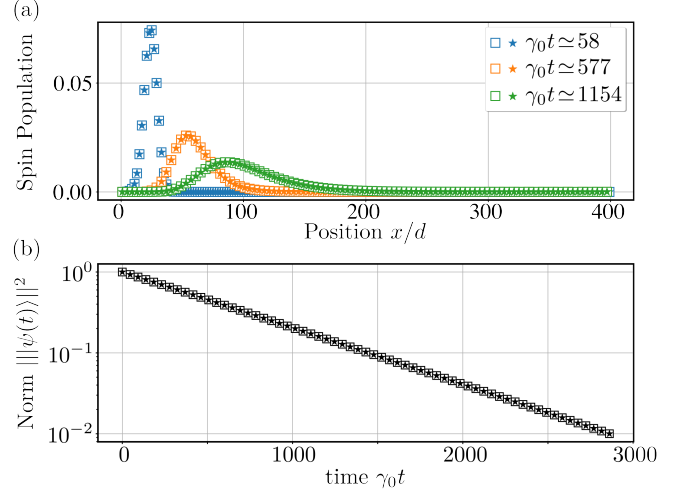
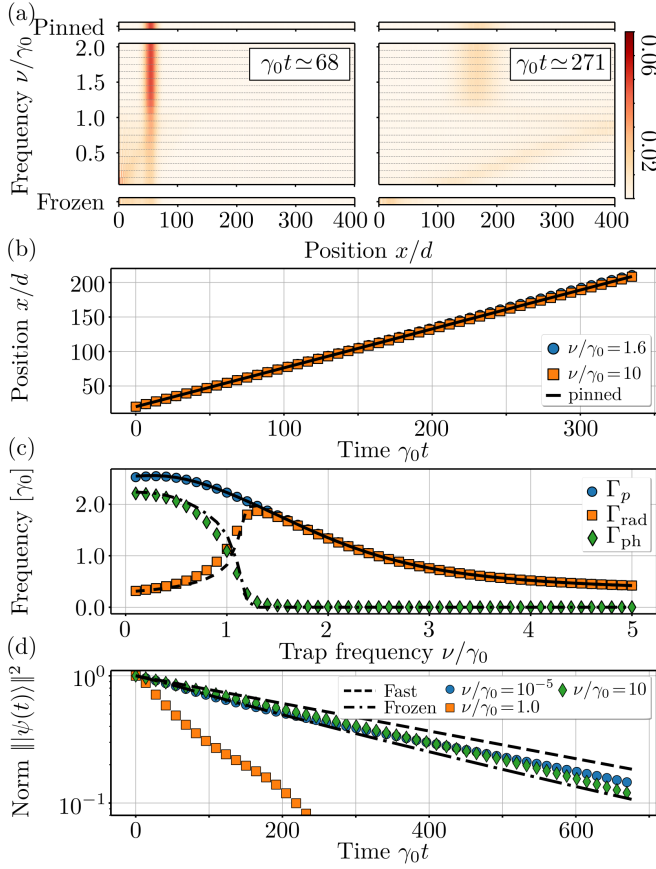


FIG. 11. **Effects of phonon-hopping in  $H_2^{\alpha\beta}$  on transport.** Comparison of the results obtained using the approximation in Eq. (G2) (square markers) and Eq. (G3) (star markers) for trap frequency  $\nu/\gamma_0 = 0.2$ . (a) Plot of the spin population in Eq. (26) at three different point in time as specified by the legend. (b) Time evolution of the norm  $\|\psi(t)\|^2$ . Other parameters as in the caption of Fig. 3.

$\nu \simeq 1.2\gamma_0$ . Second, the smoother variation of  $J_p^{(0)}$  leads to a significant contribution from the resonant scattering as soon as the trap frequency is below the maximum threshold. Accordingly, for  $\nu \gtrsim 1.2\gamma_0$  transport is ballistic at a group velocity  $v_g$  well approximated by the one of pinned atoms [see Fig. 12(a,b)]. Below, the large phonon scattering quickly leads to a breakdown of our perturbative ansatz and thus to strongly modified propagation properties. This is confirmed in Fig. 12(c), where we see a large increase in the resonant phonon scattering  $\Gamma_{\text{ph}}$  (green diamond) as the frequency drops below  $\nu \simeq 1.2\gamma_0$ . We also find good agreement between the different contributions to the polariton-phonon scattering rate, as extracted from the simulation, and the prediction of the polaron theory [see black lines and colored markers in Fig. 12(c)]. This allows to identify  $\Gamma_{\text{rad}} = \Gamma_p - \Gamma_{\text{res}} = -2\text{Im}[E_p + \Sigma_p^{\text{off-res}}]$  and  $\Gamma_{\text{ph}} = -2\text{Im}[\Sigma_p^{\text{res}}]$  respectively with the off-resonant and resonant contribution to the polaron damping. This confirms the interpretation that the off-resonant scattering rate represents a direct radiative loss, while the resonant one describes an irreversible transfer of excitations to other modes that does not immediately correspond to radiative loss [see discussion in Sec. F].

We analyze the decay of the polariton-phonon excitation by plotting the norm  $\|\psi(t)\|^2$  as a function of time in Fig. 12(d). We see that in both cases, the radiative decay slows down in the limit of small trap frequencies  $\nu/\gamma_0 \ll 1$ . This is particularly evident from the non-monotonic behavior of the non-resonant decay rate  $\Gamma_{\text{rad}}$  in Fig. 12(c).



**FIG. 12. Transport for a 1D array with parallel polarization.** We consider an array of  $N = 400$  atoms with lattice spacing  $d = \lambda_0/4$ , and  $\eta = 0.05$ . (a) Propagation of the normalized spin population along the array for different value of the trap frequency  $\nu/\gamma_0$  at two instances of time as indicated in each panel. (b) scattering rates as a function of trap frequency: depletion rate of the zero phonon sector ( $\Gamma_p$ ), radiative decay rate ( $\Gamma_{\text{tot}}$ ), rate of population of the one-phonon sector ( $\Gamma_{\text{ph}}$ ). The values extracted from the numerical simulations (colored markers according to the legend) are compared to values obtained from the polaron Ansatz as detailed in Sec. F: black solid line ( $\Gamma_p$ ), dashed line ( $\Gamma_{\text{tot}}$ ), and dot-dashed line ( $\Gamma_{\text{ph}}$ ). (c) Evolution of the center  $\bar{x}/d$  of the wave packet. The black dashed line correspond to the prediction for pinned atoms. (d) Survival probability of the polaron a function of time for different values of the trap frequencies (colored markers) and for the fast and frozen motion approximations (black lines). Other parameters:  $k_s = 0.8\pi/d$ , and  $\sigma_k = (\pi/d - k_s)/2$ , group velocity for a pinned atomic array  $v_g \simeq 0.5d\gamma_0$  for  $k = k_s$ . The frozen motion results are obtained assuming Gaussian disorder with standard deviation  $\eta\lambda_0/2\pi d$  and averaging over 5000 repetitions.

#### Appendix H: Input-output formalism including recoil

In this appendix, we derive in great detail the input-output formalism for a 2D array of atom driven at normal incidence in the presence of recoil effects. In the Lamb-Dicke regime we approximate the total field of the system

by expanding Eq. (27) in power of the atomic fluctuations to obtain Eq. (28). The first term in Eq. (28) describes the input field (or driving field). We take this to be a classical field propagating in the direction  $(\mathbf{p}, p_z)$  with  $p_z = \sqrt{(\omega_d/c)^2 - \mathbf{p}^2} \simeq \sqrt{k_0^2 - \mathbf{p}^2}$ . Namely, we define

$$\mathbf{E}_0^+(\mathbf{r}, t) = \mathbf{E}_0^+ e^{i\mathbf{p} \cdot \mathbf{r}_{xy} + ip_z z - i\omega_d t} = \mathbf{E}_0^+(\mathbf{r}_{xy}) e^{ip_z z - i\omega_d t}, \quad (\text{H1})$$

where  $\mathbf{r}_{xy} = (x, y)$ . For computing the field transmitted and reflected from the array it is convenient to rewrite Eq. (28) in a mixed representation where we take the 2D Fourier transform in the  $xy$ -plane. We, thus, define

$$\hat{\mathbf{E}}^+(\mathbf{k}, z) \equiv \int_{\mathbb{R}^2} d\mathbf{r}_{xy} e^{-i\mathbf{k} \cdot \mathbf{r}_{xy}} \hat{\mathbf{E}}^+(\mathbf{r}_{xy}, z). \quad (\text{H2})$$

We now proceed to take the Fourier transform of the right-hand side of Eq. (28). The calculation for the first term are straightforward using the properties of the Fourier transform for  $\alpha = x, y$ . For the case of  $\alpha = z$ , we use the expression of the free-space Green's function [100, 101]

$$\bar{G}(\mathbf{k}, z) = \frac{i}{2k_z} e^{ik_z|z|} \mathbb{1} - \frac{i}{2k_z k_0^2} e^{ik_z|z|} \times \begin{bmatrix} k_x^2 & k_x k_y & k_x k_z \text{sgn}(z) \\ k_x k_y & k_y^2 & k_y k_z \text{sgn}(z) \\ k_x k_z \text{sgn}(z) & k_y k_z \text{sgn}(z) & k_z^2 + 2ik_z \delta(z) \end{bmatrix}, \quad (\text{H3})$$

with  $k_z = \sqrt{k_0^2 - \mathbf{k}^2}$ . Using Eq. (H3) we have  $k_0^{-1} \partial_z \bar{G}(\mathbf{k}, z) = \text{sgn}(z) i(k_z/k_0) \bar{G}(\mathbf{k}, z)$  for  $z \neq 0$ . For the second term on the right-hand side of Eq. (28) we use

$$\sum_{\mathbf{n}} \int_{\mathbb{R}^2} d\mathbf{r}_{xy} e^{-i\mathbf{k} \cdot \mathbf{r}_{xy}} \bar{G}(\mathbf{r}_{xy} - \mathbf{r}_{\mathbf{n}}, z) \hat{\sigma}_{\mathbf{n}}^- = \sqrt{N} \bar{G}(\mathbf{k}, z) \hat{\sigma}_{\mathbf{k}+\mathbf{g}}^-,$$

where in the last passage we used  $\hat{s}_{\mathbf{k}} = \sum_{\mathbf{n}} e^{-i\mathbf{k} \cdot \mathbf{r}_{\mathbf{n}}} \hat{\sigma}_{\mathbf{n}}^- / \sqrt{N}$ , and where  $\mathbf{g}$  is a reciprocal lattice vector chosen such that  $\mathbf{k} + \mathbf{g}$  lies in the first Brillouin zone. We then finally obtain

$$\begin{aligned} \hat{\mathbf{E}}^+(\mathbf{k}, z) &= \mathbf{E}_0^+(\mathbf{k}, z) \\ &- \mu_0 \omega_0^2 \bar{G}(\mathbf{k}, z) \hat{\sigma}_{\mathbf{k}+\mathbf{g}}^- \left[ \left( 1 - \frac{\eta_{\parallel}^2}{2} - \frac{k_z^2}{k_0^2} \frac{\eta_z^2 - \eta_{\parallel}^2}{2} \right) \hat{s}_{\mathbf{k}+\mathbf{g}} \right. \\ &\left. - \sum_{\mathbf{q}, \alpha} \frac{i\eta_{\alpha} k_{\alpha}}{\sqrt{N} k_0} (1 + \delta_{\alpha,3} (\text{sgn}(z) - 1)) (\hat{b}_{\alpha\mathbf{q}-\mathbf{k}-\mathbf{g}}^{\dagger} + \text{H.c.}) \hat{s}_{\mathbf{q}} \right]. \end{aligned} \quad (\text{H4})$$

Assuming normal incidence,  $\mathbf{k} = \mathbf{0}$ , we finally obtain Eq. (31).

In the following, we will compute the output field for the steady state of the system  $\hat{\rho}_{\text{ss}}$ . Accordingly, we need to determine the steady state values of  $\langle \hat{s}_{\mathbf{0}} \rangle_{\text{ss}}$ ,  $\langle \hat{b}_{\alpha, -\mathbf{q}} \hat{s}_{\mathbf{q}} \rangle_{\text{ss}}$ , and  $\langle \hat{b}_{\alpha, \mathbf{q}}^{\dagger} \hat{s}_{\mathbf{q}} \rangle_{\text{ss}}$ .



### 1. Steady state of the array at normal incidence

The dynamics of the expectation value  $\langle \hat{A} \rangle = \text{tr}[\hat{A}\rho]$  of a generic system's operator is given by the master equation in Appendix C, and reads

$$\partial_t \langle \hat{A} \rangle = i \left\langle \left[ \hat{H} + \hat{H}_d, \hat{A} \right] \right\rangle + \gamma_0 \sum_{\mathbf{n}, \mathbf{m}} \int d\mathbf{u} \mathcal{D}(\mathbf{u}) \times \left\langle e^{-ik_0 \mathbf{u} \cdot \hat{\mathbf{r}}_{\mathbf{m}}} \hat{\sigma}_{\mathbf{m}}^+ \left[ \hat{A}, e^{ik_0 \mathbf{u} \cdot \hat{\mathbf{r}}_{\mathbf{n}}} \hat{\sigma}_{\mathbf{n}}^- \right] \right\rangle, \quad (\text{H5})$$

where we included the driving Hamiltonian in the rotating wave approximation

$$\hat{H}_d = - \sum_{\mathbf{n}} \left[ \hat{\sigma}_{\mathbf{n}}^+ \mathbf{E}_0^+(\mathbf{r}_{\perp}, t) e^{-i\eta_z \hat{R}_{z\mathbf{n}}} \hat{\sigma}_{\mathbf{n}}^+ + \text{H.c.} \right]. \quad (\text{H6})$$

In the following we consider the Lamb-Dicke regime in Eq. (4) and expand Eq. (H5) to second order in the atomic center of mass fluctuations as discussed in Sec. II and Appendix C. Assuming *linear response*, we proceed to approximate  $[\hat{\sigma}_{\mathbf{n}}^-, \hat{\sigma}_{\mathbf{m}}^+] \simeq \delta_{\mathbf{nm}}$ , and transform Eq. (H5) to momentum space following the same procedure detailed in Sec. II. The driving Hamiltonian in Eq. (H6) then takes the form of Eq. (30). While working in momentum space is not strictly necessary to derive the steady state of the system, it is convenient as some of the approximation we discuss below become more apparent.

We then proceed to derive the equations of motion for  $\langle \hat{s}_0 \rangle$  and  $\langle \hat{b}_{\alpha, -\mathbf{q}} \hat{s}_{\mathbf{q}} \rangle$ . For the former we have

$$\partial_t \langle s_0 \rangle = i(\Delta - \varepsilon_0^\infty) \langle s_0 \rangle + i\Omega_0 \left( 1 - \frac{\eta_z^2}{2} \right) + \frac{\eta_z \Omega_0}{\sqrt{N}} \langle \hat{b}_{z,0}^\dagger + \hat{b}_{z,0} \rangle + i \sum_{\mathbf{q}, \alpha} \frac{\eta_\alpha g_{\mathbf{q},0}^\alpha}{\sqrt{N}} \left\langle \left( \hat{b}_{\alpha, \mathbf{q}}^\dagger + \hat{b}_{\alpha, -\mathbf{q}} \right) \hat{s}_{\mathbf{q}} \right\rangle. \quad (\text{H7})$$

The equation for  $\langle \hat{b}_{\alpha, -\mathbf{q}} \hat{s}_{\mathbf{q}} \rangle$  with  $\mathbf{q} \neq \mathbf{0}$  reads

$$\begin{aligned} \partial_t \langle \hat{b}_{\alpha, -\mathbf{q}} \hat{s}_{\mathbf{q}} \rangle &\simeq i(\Delta - \varepsilon_0^\infty - \nu_\alpha) \langle \hat{b}_{\alpha, -\mathbf{q}} \hat{s}_{\mathbf{q}} \rangle - i \frac{\eta_\alpha g_{\mathbf{q},0}^\alpha}{\sqrt{N}} \langle s_0 \rangle \\ &+ \frac{\eta_\alpha \Omega_0}{\sqrt{N}} \left[ \left\langle \left( \hat{b}_{z, -\mathbf{q}}^\dagger + \hat{b}_{z, \mathbf{q}} \right) \hat{b}_{\alpha, -\mathbf{q}} \right\rangle + \delta_{\alpha z} (\langle \hat{s}_{\mathbf{q}}^\dagger \hat{s}_{\mathbf{q}} \rangle - 1) \right] \\ &+ i\delta_{\mathbf{q},0} \Omega_0 \left( 1 - \frac{\eta_{\parallel}^2}{2} \right) \langle \hat{b}_{\alpha,0} \rangle - i \sum_{\beta, \mathbf{k}} \frac{\eta_\beta g_{\mathbf{q},\mathbf{k}}^\beta}{\sqrt{N}} \langle \hat{b}_{\beta, \mathbf{k}-\mathbf{q}}^\dagger \hat{b}_{\alpha, -\mathbf{q}} \hat{s}_{\mathbf{k}} \rangle, \end{aligned} \quad (\text{H8})$$

where we neglected a term proportional to  $\langle \hat{s}_{\mathbf{k}+\mathbf{q}}^\dagger \hat{s}_{\mathbf{q}} \hat{s}_{\mathbf{k}} \rangle$  which is non-zero only beyond the linear response regime. The closed set of equations in Eq. (32) is obtained from Eqs. (H7) and (H8) by neglecting terms whose contribution is non-linear in the laser drive  $\Omega$ , higher than second order in the Lamb-Dicke parameter, or is non-zero only in the presence of many phonons or spin excitation in the system. For greater clarity let us analyze how these condition reflects on Eqs. (H7) and (H8).

First, terms proportional to  $\langle \hat{s}_{\mathbf{k}}^\dagger \hat{s}_{\mathbf{q}} \rangle$  are at least of order  $O(\eta_\alpha)$  as they are generated by a scattering of a spin-wave with  $\mathbf{k} = \mathbf{0}$  either through a driving sideband or through a Brillouin-like scattering event. They can, therefore, be neglected as they lead to correction to higher than second order in the Lamb-Dicke parameter for both Eq. (H4) and  $\langle \hat{s}_0 \rangle$ .

Second, the evolution of the phonon coherences  $\langle \hat{b}_{\alpha,0} \rangle$  and  $\langle \hat{b}_{\alpha,0}^\dagger \rangle$  are determined by the equation

$$\begin{aligned} \partial_t \langle \hat{b}_{\alpha,0} \rangle &\simeq -i\nu_\alpha \langle \hat{b}_{\alpha,0} \rangle + \delta_{z\alpha} \frac{\eta_z \Omega}{\sqrt{N}} \langle \hat{s}_0^\dagger - \hat{s}_0 \rangle \\ &- i \sum_{\mathbf{q}} \frac{\eta_\alpha g_{\mathbf{q},\mathbf{k}+\mathbf{q}}^\alpha}{\sqrt{N}} \langle \hat{s}_{\mathbf{q}}^\dagger \hat{s}_{\mathbf{q}} \rangle \end{aligned} \quad (\text{H9})$$

and its complex conjugate respectively, where, in agreement with the previous discussion, we neglected a term proportional to  $\langle \hat{s}_{\mathbf{q}}^\dagger \hat{s}_{\mathbf{q}} \rangle$ . For atoms initially in their ground state, Eq. H9 shows that the phonon coherences only contributes to Eq. (H7) and (H8) with a term quadratic in  $\eta_\alpha \Omega$  and can thus be neglected. For the same reason, we can also neglect  $\langle \hat{b}_{\beta, \mathbf{q}}^\dagger \hat{b}_{\alpha, \mathbf{q}} \rangle$  and  $\langle \hat{b}_{\beta, \mathbf{q}} \hat{b}_{\alpha, -\mathbf{q}} \rangle$ .

The last term in Eq. (H8) originates from the scattering of a spin excitation by *absorbing* a phonon. Its contribution to Eq. (H8), for atoms in their motional ground state, is negligible to second order in the Lamb-Dicke parameter as  $\langle \hat{b}_{\beta, \mathbf{k}-\mathbf{q}}^\dagger \hat{b}_{\alpha, -\mathbf{q}} \hat{s}_{\mathbf{k}} \rangle \sim O(\eta_\alpha^2)$ . Note that, as discussed in Sec. VII for the examples reported in Sec. V, this contribution becomes relevant only after a few thousands scattering events that led to a considerable production of phonons in the system.

Finally, the equation of motion for  $\langle \hat{b}_{\alpha, \mathbf{q}} \hat{s}_{\mathbf{q}} \rangle$  depends only on coherences of the form  $\langle \hat{b}^\dagger \hat{b} \hat{s} \rangle$ ,  $\langle \hat{s}^\dagger \hat{s} \hat{s} \rangle$  and thus leads to negligible contribution to Eq. (H7). In this manner, Eqs. (H7) and (H8) reduce to Eq. (32). The steady state solution can then be simply obtained from Eq. (32) by setting the left hand-side to zero.

### 2. Frozen motion limit

The general result for the steady state of the system in Eq. (33), together with the input-output equation Eq. (H4), allow to obtain the output field for any value of the atomic trap frequency. In the limit of  $\nu/\gamma_0 \rightarrow 0$  and considering motion only perpendicular to the array ( $\eta_{\parallel} = 0$ ), we can show analytically that this result coincides with the output field predicted by the frozen motion approximation to leading order in  $\eta_z$ .

This occurs, because in both approaches an incoming photon couples equally strongly to all collective modes with  $\mathbf{k} \neq \mathbf{0}$  of the array. In the quantum case, this appears as a constant coupling  $\sim \eta_z \Omega$  to all sideband modes. In the frozen motion case, the coupling to  $\mathbf{k} \neq \mathbf{0}$  modes arises due to the disorder in the lattice positions. Since atomic displacements are sampled independently

(white noise), in momentum space this results in a constant coupling strength across the Brillouin zone.

To prove this intuition, it is more convenient to work in the real space representation. In this case, by taking the Fourier transform of Eq. (32), and solving for the steady state we obtain the solution

$$\begin{aligned} \langle \hat{\sigma}_{\mathbf{n}}^- \rangle_{ss} &= \left(1 - \frac{\eta_z^2}{2}\right) \Omega \sum_{\mathbf{m}} K_{\mathbf{nm}}^{-1}(0), \\ \langle \hat{R}_{z\mathbf{n}} \hat{\sigma}_{\mathbf{j}}^- \rangle_{ss} &= i\eta_z \Omega K_{\mathbf{jn}}^{-1}(\nu), \end{aligned} \quad (\text{H10})$$

where we defined the matrix

$$K_{\mathbf{nm}}(\nu) \equiv \left(\nu + \Delta - i\frac{\gamma_0}{2}\right) \delta_{\mathbf{nm}} + G_{\mathbf{nm}} - \frac{\eta_z^2}{2} G_{\mathbf{nm}}^{zz}, \quad (\text{H11})$$

with  $\nu$  the trap frequency of the atom along the  $z$ -axis. In Equation (H10),  $K_{\mathbf{nm}}^{-1}(0)$  indicates the element on the  $\mathbf{n}$ -th row and  $\mathbf{m}$ -th column of the inverse of Eq. (H11).

In the frozen motion approximation, the atomic center of mass variables are just randomly distributed parameters with zero mean  $\langle \langle R_{z\mathbf{n}} \rangle \rangle = 0$ , where  $\langle \langle \cdot \rangle \rangle$  indicates averaging over the atomic displacements. Accordingly, solving for the steady state for evolution under eq. (5) and (29) in the frozen motion approximation yields the same results as Eq. (H10) for  $\langle \hat{\sigma}_{\mathbf{n}}^- \rangle$  while for the correlation between spin excitation and position we have

$$\langle \langle R_{z\mathbf{n}} \langle \hat{\sigma}_{\mathbf{j}}^- \rangle_{ss} \rangle \rangle = i\eta_z \Omega K_{\mathbf{jn}}^{-1}(0), \quad (\text{H12})$$

which coincides with the second line of Eq. (H10) in the limit  $\nu/\gamma_0 \rightarrow 0$ . Hence, the steady state and output field predicted by our polaron-polariton theory and the frozen motion approximation agree for the case under consideration.

### 3. Output field subject to the detection of a phonon

To study the effect of recoil on the scattering more closely, we derive the expression for the output field conditioned on the detection of a phonon at the site  $\mathbf{n} = \mathbf{0}$  of the array. For a field at site  $\mathbf{r}$ , this reads

$$\begin{aligned} \langle \hat{b}_{\alpha, \mathbf{n}=\mathbf{0}} \hat{\mathbf{E}}^+(\mathbf{r}) \rangle &= \mu_0 \omega_0^2 \left[ \sum_{\mathbf{n}} \bar{G}(\mathbf{r} - \mathbf{r}_{\mathbf{n}}) \wp \langle \hat{b}_{\alpha, \mathbf{n}=\mathbf{0}} \hat{\sigma}_{\mathbf{n}}^- \rangle \right. \\ &\quad \left. - \eta_{\alpha} \bar{G}^{\alpha}(\mathbf{r}) \langle \hat{\sigma}_{\mathbf{0}}^- \rangle \right]. \end{aligned} \quad (\text{H13})$$

Equation (H13) is derived from Eq. (28) to first order in the Lamb-Dicke parameter and neglecting expectation values to higher order in the phonon operators (as discussed above). We can rewrite the first term on the right-hand side by expressing it as a 2D Fourier transform

along the  $xy$ -plane in momentum space as

$$\begin{aligned} &\sum_{\mathbf{n}} \bar{G}(\mathbf{r} - \mathbf{r}_{\mathbf{n}}) \wp \langle \hat{b}_{\alpha, \mathbf{n}=\mathbf{0}} \hat{\sigma}_{\mathbf{n}}^- \rangle \\ &= \frac{1}{N} \sum_{\mathbf{p}, \mathbf{k} \in \text{BZ}} \int \frac{d^2 q}{(2\pi)^2} e^{i\mathbf{q} \cdot \mathbf{r}} \bar{G}(\mathbf{r} - \mathbf{r}_{\mathbf{n}}) \wp \sum_{\mathbf{n}} e^{i(\mathbf{k}-\mathbf{q}) \cdot \mathbf{r}_{\mathbf{n}}} \langle \hat{b}_{\alpha, \mathbf{p}} \hat{\sigma}_{\mathbf{k}} \rangle \\ &\simeq \int_{\text{BZ}} \frac{d^2 k}{(2\pi)^2} \langle \hat{b}_{\alpha, -\mathbf{k}} \hat{\sigma}_{\mathbf{k}} \rangle \sum_{\mathbf{g} \in \text{RL}} e^{i(\mathbf{k}+\mathbf{g}) \cdot \mathbf{r}} \bar{G}(\mathbf{k}+\mathbf{g}, z) \wp. \end{aligned} \quad (\text{H14})$$

In the last passage, we have first neglected all terms  $\langle \hat{b}_{\alpha, \mathbf{p}} \hat{\sigma}_{\mathbf{k}} \rangle$  with  $\mathbf{p} \neq -\mathbf{k}$  as they only contribute to higher order in the Lamb-Dicke regime. We then used the identity in Eq. (D11) and integrated in momentum space. Finally, we took the continuum limit by replacing  $(Nd^2)^{-1} \sum_{\mathbf{k} \in \text{BZ}} \rightarrow \int_{\text{BZ}} d^2 k / (2\pi)^2$ .

For the second term in Eq. (H13), we approximate

$$\langle \hat{\sigma}_{\mathbf{0}}^- \rangle = \frac{1}{\sqrt{N}} \sum_{\mathbf{k}} \langle \hat{\sigma}_{\mathbf{k}} \rangle \simeq \frac{1}{\sqrt{N}} \langle \hat{\sigma}_{\mathbf{0}} \rangle, \quad (\text{H15})$$

because for a drive at normal incidence, all the other modes contribute only as higher order Lamb-Dicke corrections [42].

Let us now consider the field conditioned on the detection of a phonon along  $\alpha = z$ . Then substituting the steady state solution of Eq. (33) into Eqs. (H14) and (H15), we obtain for the total field at  $\mathbf{r}$  with a  $z$ -polarized phonon

$$\begin{aligned} \langle \hat{b}_{z, \mathbf{n}=\mathbf{0}} \hat{\mathbf{E}}^+(\mathbf{r}) \rangle &= \frac{\mu_0 \omega_0^2 \eta_z}{\sqrt{N}} \left[ i \int \frac{d^2 q}{(2\pi)^2} e^{i\mathbf{q} \cdot \mathbf{r}} \bar{G}(\mathbf{q}, z) \wp \hat{\rho}^{\dagger} \mathbf{P}_{z, \mathbf{q}}^{(1)}(\Delta) \right. \\ &\quad \left. - \frac{\partial_z \bar{G}(\mathbf{r})}{k_0} \wp \hat{\rho}^{\dagger} \mathbf{P}^{(2)}(\Delta) \right], \end{aligned} \quad (\text{H16})$$

which is identical to Eq. (36). Note that the integral in the first term is now extended to all momenta in the  $xy$ -plane upon using that  $\varepsilon_{\mathbf{k}+\mathbf{g}} = \varepsilon_{\mathbf{k}}$ . Moreover, we used the definition  $\Omega_{\mathbf{0}} = \wp^{\dagger} \sum_{\mathbf{n}} \mathbf{E}_{\mathbf{0}}^+(\mathbf{r}_{\mathbf{n}}, 0) / \sqrt{N}$  and introduced the effective polarizations  $\mathbf{P}_{z, \mathbf{q}}^{(1)}(\Delta)$  and  $\mathbf{P}^{(2)}(\Delta)$ . The first one reads

$$\mathbf{P}_{z, \mathbf{q}}^{(1)}(\Delta) = -\frac{|\wp|^2}{\Delta - \varepsilon_{\mathbf{q}}^{\infty} - \nu_z} \frac{1}{\sqrt{N}} \sum_{\mathbf{n}} \mathbf{E}_{\mathbf{0}}^+(\mathbf{r}_{\mathbf{n}}, 0), \quad (\text{H17})$$

and represents the response of the collective mode  $\hat{s}_{\mathbf{q}}^{\dagger} \hat{b}_{z, -\mathbf{q}}^{\dagger} |0\rangle$  of the array to the external driving field. The second one reads

$$\mathbf{P}^{(2)}(\Delta) = -|\wp|^2 G_{\mathbf{0}}^{\text{R}}(\Delta) \frac{1}{\sqrt{N}} \sum_{\mathbf{n}} \mathbf{E}_{\mathbf{0}}^+(\mathbf{r}_{\mathbf{n}}, 0), \quad (\text{H18})$$

and describes that the excitation is stored at zero quasi-momentum before a phonon is created as the *photon* leaves the array. This describes a recoil event in the  $z$ -direction, captured by the derivative  $\partial_z \bar{G}$ .

For a recoil occurring in the array plane ( $\alpha = x, y$ ), following a similar procedure we obtain

$$\langle \hat{b}_{\alpha, \mathbf{0}} \hat{\mathbf{E}}^+(\mathbf{r}) \rangle = \frac{\mu_0 \omega_0^2 \eta_\alpha}{\sqrt{N}} \left[ \int \frac{d^2 q}{(2\pi)^2} e^{i\mathbf{q} \cdot \mathbf{r}} \bar{G}(\mathbf{q}, z) \hat{\phi} \hat{\phi}^\dagger \mathbf{P}_{\alpha, \mathbf{q}}^{(1)}(\Delta) - \frac{\partial_\alpha \bar{G}(\mathbf{r})}{k_0} \hat{\phi} \hat{\phi}^\dagger \mathbf{P}^{(2)}(\Delta) \right]. \quad (\text{H19})$$

In this case, the second term has the same interpretation as before where  $\mathbf{P}^{(2)}$  is still given by Eq. (H18). The first term, instead, describes the ability to excite a phonon via the spin-phonon Fröhlich interaction  $g^\alpha$ , after the photon has been absorbed at quasimomentum  $\mathbf{q} = \mathbf{0}$ ,

$$\mathbf{P}_{\alpha, \mathbf{q}}^{(1)}(\Delta) = -\frac{G_0^R(\Delta) g_{\mathbf{q}, \mathbf{0}}^\alpha |\phi|^2}{\Delta - \varepsilon_{\mathbf{q}} - \nu_\alpha} \frac{1}{\sqrt{N}} \sum_{\mathbf{n}} \mathbf{E}_0^+(\mathbf{r}_{\mathbf{n}}, 0). \quad (\text{H20})$$

In this manner, we have derived what the electric field looks like, subject to the presence of a phonon.

### Appendix I: Classical field of an oscillating electric dipole undergoing periodic motion

For comparison, here we compute the electric field of a *classical* dipole undergoing periodic motion. We, thus, assume that the dipole situated close to the origin,  $\mathbf{r} = \mathbf{0}$ , responds linearly to the field  $\mathbf{E}(\mathbf{r}, \omega)$ . This leads to a polarization field

$$\mathbf{P}(\omega) = \alpha(\omega) \mathbf{E}(\mathbf{r} = \mathbf{0}, \omega), \quad (\text{I1})$$

with the standard electric polarizability  $\alpha(\omega) = -|\phi|^2 [\omega - \omega_0 - i\gamma_0/2]^{-1}$  [101]. Moreover, the dipole is assumed to undergo periodic motion in the  $z$ -direction in a harmonic oscillator (perpendicular to  $\mathbf{P}$ ) with  $z(t) =$

$l_{\text{osc}} \cos(\nu_z t)$ , and where  $l_{\text{osc}} = 1/\sqrt{M\nu_z}$  is the oscillator length. The resulting electric field is then given by the dipolar field

$$\mathbf{E}(\mathbf{r}, t) = \mathbf{E}_{\text{dip}}(\mathbf{r} - z(t)\hat{z}, t), \quad (\text{I2})$$

at a periodically moving distance  $|\mathbf{r} - z(t)\hat{z}|$ . Here,  $\mathbf{E}_{\text{dip}}(\mathbf{r}, t)$  is the field produced at  $\mathbf{r}$  subject to a point dipole oscillating at  $\mathbf{r} = \mathbf{0}$  with a polarization field  $\mathbf{P}(t) = \int d\omega e^{i\omega t} \mathbf{P}(\omega)$ . For this to be accurate, we assume that  $l_{\text{osc}} \ll r$ , and we neglect the velocity and the acceleration of the dipole. Indeed, this follows directly by using these approximations in the Lienard-Weichert electric field obtained in Ref. [102] for a moving electric dipole. To linear order, the corrected field is, thus,

$$\mathbf{E}(\mathbf{r}, t) = \mathbf{E}_{\text{dip}}(\mathbf{r}, t) - z(t) \partial_z \mathbf{E}_{\text{dip}}(\mathbf{r}, t). \quad (\text{I3})$$

Since  $z(t) = l_{\text{osc}} \cos(\nu_z t)$ , Fourier transforming yields

$$\begin{aligned} \mathbf{E}(\mathbf{r}, \omega) - \mathbf{E}_{\text{dip}}(\mathbf{r}, \omega) \\ = -\frac{\eta_z}{\sqrt{2}k_0} \partial_z (\mathbf{E}_{\text{dip}}(\mathbf{r}, \omega + \nu_z) + \mathbf{E}_{\text{dip}}(\mathbf{r}, \omega - \nu_z)), \end{aligned} \quad (\text{I4})$$

using the Lamb-Dicke parameter  $\eta_z = \sqrt{k_0^2/(2M\nu_z)}$ . Note that the term  $\propto \partial_z \mathbf{E}_{\text{dip}}(\mathbf{r}, \omega - \nu_z)$  is of *exactly* the same form as the term  $\propto \partial_z \bar{G}$  in Eq. (36). Classically, as evident from Eq. (I4), this correction to the field interferes with the bare field  $\mathbf{E}_{\text{dip}}(\mathbf{r}, \omega)$ . This occurs because the mechanical driving is coherent. In the case considered in the main text, the system will be in a superposition of two term: the bare field with no phonons and the modified field with one phonon. As a result, there is no interference of the bare and modified fields. Finally, the term  $\propto \partial_z \mathbf{E}_{\text{dip}}(\mathbf{r}, \omega + \nu_z)$  corresponds to the absorption of a phonon. This process is not included in our quantum description, as we assume the array to initially be in its motional ground state.

- 
- [1] D. E. Chang, J. S. Douglas, A. González-Tudela, C.-L. Hung, and H. J. Kimble, *Rev. Mod. Phys.* **90**, 031002 (2018).
  - [2] K. Hammerer, A. S. Sørensen, and E. S. Polzik, *Rev. Mod. Phys.* **82**, 1041 (2010).
  - [3] A. Asenjo-Garcia, M. Moreno-Cardoner, A. Albrecht, H. J. Kimble, and D. E. Chang, *Phys. Rev. X* **7**, 031024 (2017).
  - [4] R. J. Bettles, S. A. Gardiner, and C. S. Adams, *Phys. Rev. Lett.* **116**, 103602 (2016).
  - [5] E. Shahmoon, D. S. Wild, M. D. Lukin, and S. F. Yelin, *Phys. Rev. Lett.* **118**, 113601 (2017).
  - [6] M. T. Manzoni, M. Moreno-Cardoner, A. Asenjo-Garcia, J. V. Porto, A. V. Gorshkov, and D. E. Chang, *New J. Phys.* **20**, 083048 (2018).
  - [7] P.-O. Guimond, A. Grankin, D. V. Vasilyev, B. Vermersch, and P. Zoller, *Phys. Rev. Lett.* **122**, 093601 (2019).
  - [8] Y. Solomons, R. Ben-Maimon, and E. Shahmoon, *PRX Quantum* **5**, 020329 (2024).
  - [9] M. Moreno-Cardoner, D. Goncalves, and D. E. Chang, *Phys. Rev. Lett.* **127**, 263602 (2021).
  - [10] D. Porras and J. I. Cirac, *Phys. Rev. A* **78**, 053816 (2008).
  - [11] R. Bekenstein, I. Pikovski, H. Pichler, E. Shahmoon, S. F. Yelin, and M. D. Lukin, *Nature Physics* **16**, 676 (2020).
  - [12] L. Zhang, V. Walther, K. Mølmer, and T. Pohl, *Quantum* **6**, 674 (2022).
  - [13] A. V. Gorshkov, A. André, M. Fleischhauer, A. S. Sørensen, and M. D. Lukin, *Phys. Rev. Lett.* **98**, 123601 (2007).
  - [14] J. D. Thompson, T. L. Nicholson, Q.-Y. Liang, S. H. Cantu, A. V. Venkatramani, S. Choi, I. A. Fedorov, D. Viscor, T. Pohl, M. D. Lukin, *et al.*, *Nature* **542**, 206 (2017).

- [15] K. E. Ballantine and J. Ruostekoski, *PRX Quantum* **2**, 040362 (2021).
- [16] O. Rubies-Bigorda, V. Walther, T. L. Patti, and S. F. Yelin, *Phys. Rev. Res.* **4**, 013110 (2022).
- [17] S. V. Syzranov, M. L. Wall, B. Zhu, V. Gurarie, and A. M. Rey, *Nature communications* **7**, 13543 (2016).
- [18] J. Perczel, J. Borregaard, D. E. Chang, H. Pichler, S. F. Yelin, P. Zoller, and M. D. Lukin, *Phys. Rev. Lett.* **119**, 023603 (2017).
- [19] J. Perczel, J. Borregaard, D. E. Chang, H. Pichler, S. F. Yelin, P. Zoller, and M. D. Lukin, *Phys. Rev. A* **96**, 063801 (2017).
- [20] L. Henriët, J. S. Douglas, D. E. Chang, and A. Albrecht, *Phys. Rev. A* **99**, 023802 (2019).
- [21] N. Fayard, L. Henriët, A. Asenjo-Garcia, and D. E. Chang, *Phys. Rev. Res.* **3**, 033233 (2021).
- [22] M. Greiner, “Super- and sub-radiance beyond the dicke limit,” <https://youtu.be/ho3Goqa6tPQ?si=fGaXa0iwUwYdor9l> (2024).
- [23] Y. Wang, O. Rubies-Bigorda, V. Walther, and S. F. Yelin, “Multi-excitation scattering in subwavelength atomic arrays,” (2025), [arXiv:2509.17148 \[quant-ph\]](https://arxiv.org/abs/2509.17148).
- [24] M. Moreno-Cardoner, D. Plankensteiner, L. Ostermann, D. E. Chang, and H. Ritsch, *Phys. Rev. A* **100**, 023806 (2019).
- [25] S. J. Masson and A. Asenjo-Garcia, *Phys. Rev. Research* **2**, 043213 (2020).
- [26] K. Brechtelsbauer and D. Malz, *Phys. Rev. A* **104**, 013701 (2021).
- [27] T. L. Patti, D. S. Wild, E. Shahmoon, M. D. Lukin, and S. F. Yelin, *Phys. Rev. Lett.* **126**, 223602 (2021).
- [28] D. Castells-Graells, D. Malz, C. C. Rusconi, and J. I. Cirac, *Phys. Rev. A* **104**, 063707 (2021).
- [29] S. Buckley-Bonanno, S. Ostermann, O. Rubies-Bigorda, T. L. Patti, and S. F. Yelin, *Phys. Rev. A* **106**, 053706 (2022).
- [30] F. Andreoli, B. Windt, S. Grava, G. M. Andolina, M. J. Gullans, A. A. High, and D. E. Chang, “The maximum refractive index of an atomic crystal – from quantum optics to quantum chemistry,” (2023), [arXiv:2303.10998 \[quant-ph\]](https://arxiv.org/abs/2303.10998).
- [31] A. Glicenstein, G. Ferioli, N. Šibalić, L. Brossard, I. Ferrier-Barbut, and A. Browaeys, *Phys. Rev. Lett.* **124**, 253602 (2020).
- [32] J. Rui, D. Wei, A. Rubio-Abadal, S. Hollerith, J. Zeiher, D. M. Stamper-Kurn, C. Gross, and I. Bloch, *Nature* **583**, 369 (2020).
- [33] K. Srakaew, P. Weckesser, S. Hollerith, D. Wei, D. Adler, I. Bloch, and J. Zeiher, *Nature Physics* **19**, 714 (2023).
- [34] R. B. Hutson, W. R. Milner, L. Yan, J. Ye, and C. Sanner, *Science* **383**, 384 (2024).
- [35] A. Holman, Y. Xu, X. Sun, J. Wu, M. Wang, Z. Zhu, B. Seo, N. Yu, and S. Will, *Nature* (2026), [10.1038/s41586-025-09961-5](https://doi.org/10.1038/s41586-025-09961-5).
- [36] B. Hofer, D. Bloch, G. Biagioni, N. Bonvalet, A. Browaeys, and I. Ferrier-Barbut, *PRX Quantum* **6**, 030364 (2025).
- [37] B. Olmos, D. Yu, Y. Singh, F. Schreck, K. Bongs, and I. Lesanovsky, *Phys. Rev. Lett.* **110**, 143602 (2013).
- [38] R. J. Bettles, S. A. Gardiner, and C. S. Adams, *Phys. Rev. A* **92**, 063822 (2015).
- [39] F. m. c. Damanet, D. Braun, and J. Martin, *Phys. Rev. A* **93**, 022124 (2016).
- [40] A. Asenjo-Garcia, H. Kimble, and D. E. Chang, *Proceedings of the National Academy of Sciences* **116**, 25503 (2019).
- [41] J. A. Needham, I. Lesanovsky, and B. Olmos, *New Journal of Physics* **21**, 073061 (2019).
- [42] E. Shahmoon, M. D. Lukin, and S. F. Yelin (Academic Press, 2019) pp. 1–38.
- [43] E. Shahmoon, M. D. Lukin, and S. F. Yelin, *Phys. Rev. A* **101**, 063833 (2020).
- [44] E. Shahmoon, D. S. Wild, M. D. Lukin, and S. F. Yelin, *arXiv preprint arXiv:2006.01973* (2020).
- [45] E. Shahmoon, D. S. Wild, M. D. Lukin, and S. F. Yelin, *arXiv preprint arXiv:2006.01972* (2020).
- [46] R. J. Bettles, M. D. Lee, S. A. Gardiner, and J. Ruostekoski, *Communications Physics* **3**, 141 (2020).
- [47] C. C. Rusconi, T. Shi, and J. I. Cirac, *Phys. Rev. A* **104**, 033718 (2021).
- [48] R. Gutiérrez-Jáuregui and A. Asenjo-Garcia, *Phys. Rev. A* **105**, 043703 (2022).
- [49] D. Castells-Graells, J. I. Cirac, and D. S. Wild, *Phys. Rev. A* **111**, 053712 (2025).
- [50] B. Olmos and I. Lesanovsky, *Phys. Rev. Lett.* **134**, 243602 (2025).
- [51] F. Robicheaux and S. Huang, *Phys. Rev. A* **99**, 013410 (2019).
- [52] D. A. Suresh and F. Robicheaux, *Phys. Rev. A* **103**, 043722 (2021).
- [53] D. A. Suresh and F. Robicheaux, *Phys. Rev. A* **105**, 033706 (2022).
- [54] O. Rubies-Bigorda, R. Holzinger, A. Asenjo-Garcia, O. Romero-Isart, H. Ritsch, S. Ostermann, C. Gonzalez-Ballester, S. F. Yelin, and C. C. Rusconi, *Phys. Rev. A* **112**, 023714 (2025).
- [55] P. R. Berman, *Phys. Rev. A* **55**, 4466 (1997).
- [56] F. Robicheaux, *Phys. Rev. A* **111**, 013711 (2025).
- [57] M. Eltoha and F. Robicheaux, *Phys. Rev. A* **112**, 023112 (2025).
- [58] X. Deng, V. E. Kravtsov, G. V. Shlyapnikov, and L. Santos, *Phys. Rev. Lett.* **120**, 110602 (2018).
- [59] A. Asenjo-Garcia, J. D. Hood, D. E. Chang, and H. J. Kimble, *Phys. Rev. A* **95**, 033818 (2017).
- [60] H. Fröhlich, *Proceedings of the Royal Society of London. Series A, Mathematical and Physical Sciences* **215**, 291 (1952).
- [61] L. D. Landau, *Phys. Z. Sowjetunion* **3**, 644 (1933).
- [62] L. D. Landau and S. I. Pekar, *Zh. Eksp. Teor. Fiz.* **18** (1948).
- [63] S. Barišić, J. Labbé, and J. Friedel, *Phys. Rev. Lett.* **25**, 919 (1970).
- [64] C. Zhang, N. V. Prokof’ev, and B. V. Svistunov, *Phys. Rev. B* **104**, 035143 (2021).
- [65] F. Chevy, *Phys. Rev. A* **74**, 063628 (2006).
- [66] O. Scarlatella, A. A. Clerk, and M. Schiro, *New Journal of Physics* **21**, 043040 (2019).
- [67] M. Sidler, P. Back, O. Cotlet, A. Srivastava, T. Fink, M. Kroner, E. Demler, and A. Imamoglu, *Nature Physics* **13**, 255 (2017).
- [68] L. B. Tan, O. Cotlet, A. Bergschneider, R. Schmidt, P. Back, Y. Shimazaki, M. Kroner, and A. m. c. İmamoğlu, *Phys. Rev. X* **10**, 021011 (2020).
- [69] K. K. Nielsen, A. Camacho-Guardian, G. M. Bruun, and T. Pohl, *Phys. Rev. Lett.* **125**, 035301 (2020).



- [70] A. Camacho-Guardian, K. K. Nielsen, T. Pohl, and G. M. Bruun, *Phys. Rev. Res.* **2**, 023102 (2020).
- [71] M. O. Scully, B.-G. Englert, and H. Walther, *Nature* **351**, 111 (1991).
- [72] J. S. Peter, R. Holzinger, S. Ostermann, and S. F. Yelin, *Phys. Rev. Res.* **6**, 033252 (2024).
- [73] C.-R. Mann, F. Andreoli, V. Protsenko, Z. Lenarčič, and D. Chang, *arXiv e-prints*, [arXiv:2402.06439](#) (2024), [arXiv:2402.06439 \[quant-ph\]](#).
- [74] M. Lu, S. H. Youn, and B. L. Lev, *Phys. Rev. A* **83**, 012510 (2011).
- [75] I. Bloch and J. Zeiher, Private Communication (2024).
- [76] L. Su, A. Douglas, M. Szurek, R. Groth, S. F. Ozturk, A. Krahn, A. H. Hébert, G. A. Phelps, S. Ebadi, S. Dickerson, F. Ferlaino, O. Marković, and M. Greiner, *Nature* **622**, 724 (2023).
- [77] I. Ferrier-Barbut, Private Communication (2025).
- [78] S. Will, Private Communication (2024).
- [79] M. Cech, I. Lesanovsky, and B. Olmos, *Phys. Rev. A* **108**, L051702 (2023).
- [80] D. Plankensteiner, L. Ostermann, H. Ritsch, and C. Genes, *Scientific Reports* **5**, 16231 (2015).
- [81] Y. He, L. Ji, Y. Wang, L. Qiu, J. Zhao, Y. Ma, X. Huang, S. Wu, and D. E. Chang, *Phys. Rev. Lett.* **125**, 213602 (2020).
- [82] R. Holzinger, S. A. Oh, M. Reitz, H. Ritsch, and C. Genes, *Phys. Rev. Res.* **4**, 033116 (2022).
- [83] S. J. Masson, J. P. Covey, S. Will, and A. Asenjo-Garcia, *PRX Quantum* **5**, 010344 (2024).
- [84] X. Huang, W. Yuan, A. Holman, M. Kwon, S. J. Masson, R. Gutierrez-Jauregui, A. Asenjo-Garcia, S. Will, and N. Yu, *Progress in Quantum Electronics* **89**, 100470 (2023).
- [85] D. Bloch, B. Hofer, S. R. Cohen, A. Browaeys, and I. Ferrier-Barbut, *Phys. Rev. Lett.* **131**, 203401 (2023).
- [86] D. Bloch, B. Hofer, S. R. Cohen, M. Lepers, A. Browaeys, and I. Ferrier-Barbut, *Phys. Rev. A* **110**, 033103 (2024).
- [87] T. D. Karanikolaou, R. J. Bettles, and D. E. Chang, *New Journal of Physics* **26**, 043005 (2024).
- [88] A. M. Kaufman, B. J. Lester, and C. A. Regal, *Phys. Rev. X* **2**, 041014 (2012).
- [89] A. Cooper, J. P. Covey, I. S. Madjarov, S. G. Porsev, M. S. Safronova, and M. Endres, *Phys. Rev. X* **8**, 041055 (2018).
- [90] S. Saskin, J. T. Wilson, B. Grinkemeyer, and J. D. Thompson, *Phys. Rev. Lett.* **122**, 143002 (2019).
- [91] H. J. Manetsch, G. Nomura, E. Bataille, X. Lv, K. H. Leung, and M. Endres, *Nature* **647**, 60 (2025).
- [92] S. J. Masson, I. Ferrier-Barbut, L. A. Orozco, A. Browaeys, and A. Asenjo-Garcia, *Phys. Rev. Lett.* **125**, 263601 (2020).
- [93] S. J. Masson and A. Asenjo-Garcia, *Nature Communications* **13**, 2285 (2022).
- [94] F. Robicheaux, *Phys. Rev. A* **104**, 063706 (2021).
- [95] W.-K. Mok, A. Poddar, E. Sierra, C. C. Rusconi, J. Preskill, and A. Asenjo-Garcia, “Universal scaling laws for correlated decay of many-body quantum systems,” (2024), [arXiv:2406.00722 \[quant-ph\]](#).
- [96] R. N. Palmer and A. Beige, *Phys. Rev. A* **81**, 053411 (2010).
- [97] S. Stenholm, *Rev. Mod. Phys.* **58**, 699 (1986).
- [98] R. H. Lehmberg, *Phys. Rev. A* **2**, 883 (1970).
- [99] L. Mandel and E. Wolf, in *Optical Coherence and Quantum Optics* (Cambridge University Press, United Kingdom, 1995) pp. 92–146.
- [100] L. Novotny and B. Hecht, *Principles of Nano-Optics*, 2nd ed. (Cambridge University Press, 2012).
- [101] D. S. Wild, *Algorithms and Platforms for Quantum Science and Technology*, Ph.D. thesis, Harvard University (2020).
- [102] E. A. Power and T. Thirunamachandran, *Proceedings of the Royal Society A: Mathematical, Physical and Engineering Sciences* **457**, 2757 (2001).