

# Quantum Memory and Autonomous Computation in Two Dimensions

Gesa Dünnweber,<sup>1,2,3,\*</sup> Georgios Styliaris,<sup>1,2</sup> and Rahul Trivedi<sup>1,2,†</sup>

<sup>1</sup>Max Planck Institute of Quantum Optics, Hans Kopfermann Str. 1, 85748 Garching, Germany

<sup>2</sup>Munich Center for Quantum Science and Technology, Schellingstr. 4, 80799 Munich, Germany

<sup>3</sup>Technical University of Munich, School of Natural Sciences, Physics Department, 85748 Garching, Germany

Standard approaches to quantum error correction (QEC) require active maintenance using measurements and classical processing. The possibility of passive QEC has so far only been established in an unphysical number of spatial dimensions. In this work, we present a simple method for autonomous QEC in two spatial dimensions, formulated as a quantum cellular automaton with a fixed, local and translation-invariant update rule. The construction uses hierarchical, self-simulating control elements based on the classical schemes from the seminal results of Gács (1986, 1989) together with a measurement-free concatenated code. We analyze the system under a local noise model and prove a noise threshold below which the logical errors are suppressed arbitrarily with increasing system size and the memory lifetime diverges in the thermodynamic limit. The scheme admits a continuous-time implementation as a time-independent, translation-invariant local Lindbladian with engineered dissipative jump operators. Further, the recursive nature of our protocol allows for the fault-tolerant encoding of arbitrary quantum circuits and thus constitutes a self-correcting universal quantum computer.

Quantum information is fragile. Noise rapidly degrades superpositions and corrupts entanglement. Quantum error correction (QEC) counteracts this fragility by encoding logical states into many physical qubits and repeatedly detecting and reversing errors. Today’s fault-tolerant architectures rely on *active* syndrome extraction and classical processing that impose a substantial resource overhead [1–3]. This raises the question of whether the protection and processing of quantum information could instead be achieved *passively* by embedding the corrections into the dynamics of the quantum hardware itself.

Such *self-correcting quantum memories* are known in four spatial dimensions (for example, the four-dimensional toric code under thermal noise), but are ruled out in two dimensions for local stabilizer Hamiltonian models [4–7]. In three dimensions, prior works have explored a variety of codes with numerical indications for passive QEC capabilities but lacking analytical evidence [8–10]. Hierarchical approaches have been rather limited. Harrington’s construction [11], inspired by a reduced variant [12] of Gács’s classical method, still required reliable classical processing. More recently, Balasubramanian et al. proposed a three-dimensional automaton (or two-dimensional scheme with explicit time-dependence) that decodes the toric code but crucially relies on global synchronization and spatially varying interactions [13]. Similarly, Lake’s scheme [14] based on simulated confinement of spacetime defects locally uses noiseless classical processors that must grow with the system size. Thus, whether scalable, passive stabilization of quantum information is achievable within realistic spatial dimensions has remained open.

Here, we answer this question conclusively by constructing and rigorously analyzing a two-dimensional, time-independent, translation-invariant quantum system with local interactions that autonomously performs error correction under a local noise model. Our approach uses engineered *dissipation* [15] where local, stationary couplings to an environment generate dynamics that continuously drive the system towards the desired code space [16]. The error-correcting code realized by this is inherently non-local, with logical degrees of freedom supported on recursive structures, yet the enforcing interactions are strictly local (and uniform).

Our design is inspired by self-simulating cellular automata that were introduced by Gács to stabilize classical information [17, 18]. We develop a universal quantum cellular automaton (QCA) that self-corrects across a hierarchy of scales [19–21]. This hierarchy supports a concatenated quantum code [22, 23] whose syndromes are generated and processed autonomously. Local gadgets implement error correction at the lowest level, while higher levels enact coarse-grained stabilization and fault-tolerant logical computation through the same fixed, local interactions. The tower of simulations allows arbitrary quantum circuits to be embedded in the initial state and executed within the code, yielding self-correcting *computation* [24] as well as memory.

We establish robustness by proving the existence of a noise threshold under a local noise model. Below this threshold, the logical errors are suppressed arbitrarily with increasing system size, and thus the memory lifetime diverges in the thermodynamic limit. Our analysis adapts the extended rectangle formalism [25] to the autonomous dissipative setting and we show that any quantum circuit can be simulated efficiently, with overhead that scales polylogarithmically in the circuit size. We also provide an implementation in continuous time that explicitly accounts for the absence of synchronized correction cycles.

\* gesa.duennweber@mpq.mpg.de

† rahul.trivedi@mpq.mpg.de

Our work suggests several avenues for further development. The hierarchical, self-simulating approach is quite general and can be extended to other settings. In particular, we believe that more intricate structure-correction rules may enable self-correcting quantum computation even in one dimension. Further, in relation to the theory of open quantum systems, we anticipate that performing a history-state embedding within our quantum memory directly renders a large class of quantum computation tasks stable to noise (in the sense of [26]). Beyond computation, the construction has implications for non-equilibrium phases of matter. When the encoded computation is a simple counter, the dynamics realize a dissipative time-crystal [27] that is protected against noise and provides a controlled setting in which long-lived temporal structure emerges without external signals.

## I. OVERVIEW

We start with an overview of the main intuitions underlying our construction. Firstly, we note that there exists a *classical* transition function which performs self-correction when applied globally in discrete time-steps on a two-dimensional lattice. This is given by the remarkably simple Toom's rule [28]:

**Definition 1** (Toom's rule). *A classical trajectory  $\mathbf{s}(t, i, j)$  on the periodic square lattice  $\Lambda = \mathbb{Z}_n^2$  follows Toom's rule if and only if*

$$\begin{aligned} \mathbf{s}(t+1, i, j) &= \text{Toom}(\mathbf{s}(t, \cdot), i, j) \\ &:= \text{Maj}(\mathbf{s}(t, i, j), \mathbf{s}(t, i+1, j), \mathbf{s}(t, i, j+1)) \end{aligned}$$

at all time steps  $t \in \mathbb{N}_0$  and all sites  $(i, j) \in \Lambda$ . The function  $\text{Maj}(a, b, c)$  represents the majority vote: if at least two of its arguments coincide, then it returns their shared value, otherwise it returns the first argument. At each step, Toom's rule thus computes the majority among the northern and eastern neighbors as well as the central site under consideration.

When we speak of applying Toom's rule to a quantum register, we mean the channel obtained by first dephasing into the computational basis and then applying a classical Toom-update to the resulting diagonal state.

Toom's rule stores a single bit encoded in the classical repetition code for an extended amount of time. The intuition is that, in two or higher dimensions, taking the majority vote of a local neighborhood erodes islands of errors from their corners inwards. Moreover, even in one dimension it is possible to reliably store information with a classical cellular automaton known as Gács's construction [12, 17]. This requires a complex update rule which ensures that the entire state is hierarchically structured and that regions of errors within it shrink whenever their internal structure has a smaller scale than that of the surrounding state. For the sake of simplicity, we proceed with the two-dimensional case.

As a second ingredient to our proposal, we recall *active* error correction schemes with concatenated codes. These have been used to prove the threshold theorem in Refs. [22, 23]. We formulate their result as:

**Lemma 1** (proof in the extended version of [22]). *For any fixed  $t_{\text{EC}} \geq 1$ , there exists a constant-size quantum error-correcting code  $\mathcal{C}$  and a complete, nearest-neighbor, measurement-free gadget set (state preparation, a universal gate set, error correction, and measurement) which satisfy the fault-tolerance conditions (Def. 7 in App. A). These gadgets define a constructive map  $\mathcal{E}$  that transforms an ideal logical circuit  $Q$  into a one-level encoded circuit  $\mathcal{E}(Q)$ . The  $r$ -level concatenated circuit  $FT_r(Q) = \mathcal{E}^r(Q)$  retains 1D nearest-neighbor locality and requires no intermediate measurements or classical control.*

The proof of the error-correcting capabilities of such codes can be performed by tracking the rescaling of the logical error rate through each level with the method of extended rectangles [25, 29], which we explain in App. A. We use a 1D nearest-neighbor version of the statement, implemented using a sequence of SWAP gates to realize the recursive gadgets locally. Following the extended version of [22], we enforce locality already at the first encoding level and then concatenate. This increases the overhead by only a constant factor relative to the nonlocal scheme. The gadgets are implemented in a measurement-free way via stabilizer applications to local ancillas that act as control qubits in subsequent operations [25]. Each gadget uses  $\mathcal{O}(1)$  ancilla qubits per encoded block. Hence the ancillas can be counted as part of the constant block size of the base code. Importantly, although such schemes require no intermediate classical processing, it is still necessary to store and control the structure of the protocol. To obtain a truly passive error correction method, we supply it with a clock mechanism that achieves this control in a time-independent manner whilst preserving the stability to errors.

The crucial task thus lies in finding a way to self-correct the structural information that is usually hard-coded in concatenated error-correcting schemes. We achieve this by enforcing recursively layered Toom-like correction across scales. Essentially, what we build is a self-correcting automaton that is capable of universal computation as in [18]. The universal control is then combined with a concatenated quantum error-correcting code for an overall self-correcting quantum system.

To make this rigorous, we utilize a universal quantum cellular automaton that replaces the temporal control in quantum computations with a fixed, local transition rule. It is known that there exist QCAs which achieve universality by shifting the computational complexity entirely to the initial state [19, 30–33]. Let  $\text{Univ}$  denote the one-step unitary update rule of such a universal automaton. Universality means that for any finite quantum circuit (or local transition rule)  $R$  there exists a product-state ‘program’ such that repeated application of  $\text{Univ}$  on data registers initialized to hold this program implements  $R$

(up to a fixed encoding). For example, there exists an initial state that represents the program with which Univ implements Toom's rule on a designated register.

However, Toom's rule alone has limited error-correcting properties that allow for the storage of merely a single bit. The recursive application on several levels improves on this but brings the additional challenge that this hierarchical updating must itself emerge from a translationally invariant local rule. We note that a system which is capable of universal computation is thereby also capable of universal simulation. The simulation program can be engineered such that the system effectively simulates *the execution of its own update rule* on the states encoded in the level above. It takes some care to achieve this self-simulation without disturbing lower levels and while still using only a finite state-space, but, once the self-simulation is robustly implemented, the error-correcting properties amplify themselves up to the highest level that fits in the system. The hierarchical pattern of the states stored by this self-simulation is exactly the same as the structure needed in concatenated quantum error correction schemes.

Altogether, we construct a fixed set of interactions that simultaneously performs two tasks: Firstly, these interactions correct a constant number of errors locally within a quantum error-correcting code chosen according to Lemma 1 and within a classical error-correcting code that is a variant of Toom's rule. These codes are located in separate subspaces and we consider the full system to obey a combined code. And secondly, the interactions enforce a simulation of an interacting quantum system whose qudits are represented by blocks of physical qudits. The interactions within these systems are applied on a slower scale than the physical interactions but, crucially, they are exactly the same as those of the system itself, i.e. the system exhibits *self-simulation*. Together, these properties ensure that appropriate states can be stored in the system for an extensive amount of time. One may include additional interactions that perform gates of a chosen circuit and 'carry them along' through all levels of self-simulation. This way, the largest block size in the system undergoes an evolution that fault-tolerantly simulates a given circuit in the highest level of encoding.

## II. PROPERTIES OF THE CONSTRUCTION

Our main result is:

**Theorem 1** (informal). *There exists a two-dimensional quantum system that enables self-correcting, fault-tolerant simulation of arbitrary quantum circuits.*

Let us be more specific about the required implementation and mention some of its properties:

- The interactions are fixed, independent of the desired accuracy and the physical system size. They

are also translationally invariant. Further, the interactions can be made independent of the simulated circuit by encoding the desired circuit in the initial state.

- The operation of the self-correcting computer can be realized in one of two ways: Firstly, there exists a dissipative quantum cellular automaton given by a local transition rule that performs passive quantum error correction. In this setting, the corresponding interactions are applied throughout the system synchronously in *discrete time-steps* and we consider noise that produces local errors after each time-step. Secondly, the self-correction can also be enforced in an open quantum system whose evolution in *continuous time* is given by a Lindbladian with local dissipative interactions and with noise that is modeled by a local unitary perturbation on the Lindbladian.
- To simulate a translation-invariant circuit of depth  $D$  on  $N$  qubits to within error at most  $\delta$ , the scheme would use  $N\text{polylog}(ND/\delta)$  qudits with physical noise strength below a constant threshold. Furthermore, the required initial state can be prepared fault-tolerantly with a circuit of depth  $\mathcal{O}(\text{polylog}(ND/\delta))$ .
- The self-stabilization can be used to correct *any* concatenated coding scheme that admits nearest-neighbor, measurement-free, constant-ancilla gadgets as in Lem. 1 and that corrects sufficiently many errors. Furthermore, because the hierarchical pattern enforced by recursive Toom's rule application in fact reproduces the concatenated structure *along each row and column* of the two-dimensional system, this can be used to error-correct the structure of either a single 2D concatenated QECC or of several 1D concatenated QECCs in parallel. Each row can represent a separate one-dimensional logical system and nearest-neighbor gates can be performed between these.

## III. DISCRETE TIME: SELF-CORRECTING QUANTUM CELLULAR AUTOMATON

We now lay out the details of the error-correcting procedure. We start with the construction of a self-correcting quantum cellular automaton. Thus, we consider operations that are applied throughout the system at integer times and allow errors to occur in between these time-steps. Our notation as well as our proofs are heavily inspired by Gács's classical construction in Ref. [18]. The term *cells* refers to the local, finite-dimensional state placed at individual sites on a lattice.

### A. Precise definition of the transition rule

The local states in our scheme carry two kinds of information that are stored in separate registers: a *structural state* (where is the site located on the lattice, what is the current time) and a *data-state* (what is the quantum information, including the local program, represented at this site). Both of these should be considered within a single level of the hierarchical structure, e.g. the location is given modulo the block size within a single level.

We will later fix the block size  $M$  and period  $T_0$  to absolute constants (independent of the simulated circuit, target accuracy and total lattice size). The simulator will execute one step of the simulated QCA over several repetitions of a fixed  $T_0$ -step cycle. For now, we label these as parameters

$M$  = linear first-level block size,

$T_0$  = period of one first-level simulator cycle.

The number of physical QCA steps required to simulate one step of the encoded higher-level QCA will be denoted as  $T := T_0 T_{\text{sim}}$ .

Let  $\mathbf{s}$  be a pure-state trajectory of the system on the lattice  $\Lambda$ . In the following,  $(t, i, j)$  refers to the *actual* space-time coordinate, so  $t \in \mathbb{Z}$  is the number of updates that have been performed and  $(i, j) \in \mathbb{Z}_n^2$  is the real-space lattice site. The structure-state at each site represents the locally *believed* space-time location. For a trajectory  $\mathbf{s}$ , we denote this as

$$\begin{aligned} \tau(t, i, j) &= \text{time-stamp stored in } \mathbf{s}(t, i, j), \\ (x(t, i, j), y(t, i, j)) &= \text{location stored in } \mathbf{s}(t, i, j), \end{aligned}$$

taking values  $\tau \in \mathbb{Z}_{T_0}$ ,  $x, y \in \mathbb{Z}_M$ . The role of  $\tau$  is only to select the next operation within the fixed  $T_0$ -step cycle, it does not label the iteration count of that cycle. Within one trajectory, the structural information in  $\tau, x, y$  is essentially classical in the sense that it can be measured at each step of the automaton without compromising the quantum information stored in the data-state.

We redefine Toom's rule slightly so that it corrects periodic, instead of just constant, structural information.

**Definition 2** (Toom's rule for structural information). *Trajectories  $\mathbf{s}(t, i, j)$  of structural states  $\mathbf{s} = (\tau, x, y)$  follow Toom's rule  $(\tau, x, y) \mapsto \text{Toom}((\tau, x, y))$  iff*

$$\begin{aligned} \tau(t+1, i, j) &= \text{Maj}(\tau(t, i, j), \tau(t, i+1, j), \\ &\quad \tau(t, i, j+1)) + 1 \bmod T_0, \\ x(t+1, i, j) &= \text{Maj}(x(t, i, j), (x(t, i+1, j) - 1 \bmod M), \\ &\quad x(t, i, j+1)), \\ y(t+1, i, j) &= \text{Maj}(y(t, i, j), y(t, i+1, j), \\ &\quad (y(t, i, j+1) - 1 \bmod M)) \end{aligned}$$

at all points on the trajectory.

Our framework starts with the transition function  $\text{Univ}$  of a universal quantum cellular automaton. For concreteness, one may take the QCA of Ref. [31] where each cell has constant dimension  $d_{\text{Univ}} = 12$  and splits into program and data bands that store the local operation to apply and the simulated system, respectively. The global update is a product of a shift step which moves the program band relative to the data and a calculation step that applies the correct local unitary on the data, controlled by the neighboring program symbols. (We extend the one-dimensional construction to two dimensions by composing additional shift steps along both lattice directions. The resulting  $d_{\text{Univ}}$  remains constant.) This system is programmable for universal quantum computation via a finite, spatially-varying product string which specifies the initial state. The symbols  $\gamma(t, i, j)$  denote the local program degrees of freedom with constant-size alphabet, so that the full program information of the simulated QCA is spread out spatially across several sites. Since  $\text{Univ}$  is capable of arbitrary computation, it is also capable of implementing an arbitrary interacting quantum system (universal simulation).

We define from this a quantum cellular automaton  $R_1$  that acts in each time-step as follows:

- On the structure registers  $\tau, x, y$  it applies Toom's rule according to Def. 2.
- On the data registers it applies the update channel  $\text{Univ}$  with the local program state  $\gamma$  specifying the simulated rule.

Suppose that the system's initial state contains the program of some other quantum cellular automaton  $R_2$ . We denote by  $M$  and  $T_{\text{sim}}$  the block size and the number of steps needed by  $\text{Univ}$  to simulate the application of  $R_2$  to a single cell. Noisy evolution under  $R_1$  then simulates  $R_2$  in a time-independent and translation-invariant system while the structural information is reliably stored with Toom's automaton. However, errors on the simulated state itself are never corrected if the automaton  $R_2$  contains no error-correcting mechanism. To address this, instead of implementing an arbitrary automaton, we let  $R_1$  simulate itself, i.e. we give it a program that specifies *its own transition rule*. This is well-defined if the sizes scale favorably. We will later show that there indeed exists a self-consistent choice of  $d, M, T_0, T_{\text{sim}}$ .

With this,  $R_1$  simulates itself recursively while correcting the initial structure-state on all levels of the code. To correct the quantum state in the data registers, we replace the bare  $\text{Univ}$  with a fault-tolerant encoding: Fix an encoding scheme satisfying Lem. 1. The associated concatenated code is corrected by a measurement-free,  $T_{\text{code}}$ -length sequence of operations that we write in a time- and spatially *varying* transition rule. Let  $\text{Concat}(t, i, j)$  be the resulting schedule of an encoded  $\text{Univ}$ -gate. From this we obtain the transition function  $\text{Concat}' := \text{Concat}(\text{Toom}(\tau, x, y))$  that replaces the space-time variation by a dependence on the (Toom-adjusted)

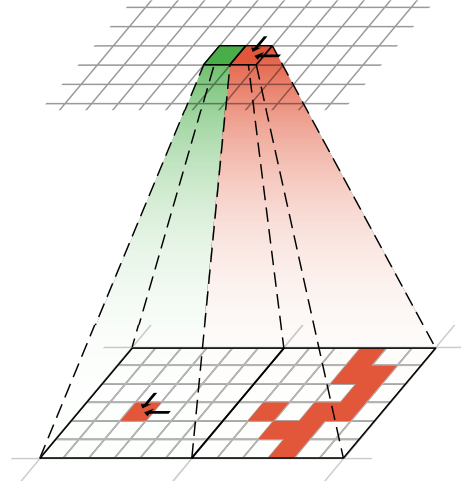


local structure variables. The QCA rule will include the application of  $\text{Concat}'$  to the data registers. The description of the logical circuit instance  $Q$  is stored only in the initial data state (as a spatially distributed tape) and is read by  $\text{Concat}'$  when selecting the encoded logical gate to simulate. Suppose that the initial state has correct structure variables at all sites and that the QCA successfully corrects errors occurring on this state, so that the probability of incorrect structure variables,  $(\tau, x, y) \neq (t \bmod T_0, i \bmod M, j \bmod M)$ , is small. This means that the circuit schedule is carried along through the recursive pattern of the self-correcting state and the necessary error-correcting operations are performed at each step. Thus, the quantum state that is stored and computed on by the full system effectively undergoes the evolution of the fault-tolerant circuit  $FT(Q)$ .

To take noise into account and prove that the QCA indeed corrects errors, we need to modify its rules a bit: Consider one iteration of the self-simulating procedure. We want to show that the  $M$ -sized block on which this is performed represents a single qudit of the level above and that this qudit experiences effective noise that is reduced in comparison to the physical noise on individual sites of the block (see Fig. 1). Note that not every block configuration corresponds to a valid encoded higher-level cell, i.e. a valid *codeword*. To nevertheless obtain an analytical renormalization of noise, we will need the property that the error-correcting procedure ( $= T$  steps of the QCA) yields states that are close to codewords whenever there are sufficiently few faults (see Sec. III B). The procedure generated by  $R_1$  does not satisfy this. If the initial state is far from the desired subspace then it is possible for different parts of the block to disagree on what qudit this should represent so that the overall state does not yield a codeword.

We rectify this in our analysis by introducing the property *structural health* that captures approximate correctness of the structure layer. Under sufficiently few faults, the structure registers remain close to the unique legal configuration  $(\tau, x, y) = (t \bmod T_0, i \bmod M, j \bmod M)$  (structural codeword). Since a single faulty local operation may corrupt all qudits in its constant-size support, we quantify structural closeness in terms of constant-size defect *clusters*, rather than by counting incorrect sites. We condition all structural correctness statements on health. Health violations are treated as bad macro-locations (effective faults) at the next concatenation level and we will show that these occur rarely when starting from an initially healthy state.

**Definition 3** (Structural health). *Consider the interaction-neighborhood of our quantum cellular automaton. The transitions are localized to a nearest-neighbor region which has spatial extent  $\leq 3$  in  $x$  and  $y$ -directions on the two-dimensional lattice. We say that a site  $(i, j)$  is singular at time  $t$  if its local structure-state disagrees with the ideal (noiseless) structure trajectory. A cluster of errors is a set of singular sites that could appear as a result of a single faulty operation in the*



**Fig. 1. Schematic depiction of the noise reduction.** Each level of the construction corrects local errors via Toom's rule (structure layer) and a concatenated quantum error-correcting code (data layer) while simultaneously performing a simulation of the quantum cellular automaton acting on the level above. A macro-location is the full space-time region containing operations on one block during the  $T$  time-steps required to simulate one update of a single logical cell. The states of simulated higher-level cells are spread out over blocks of qudits on the level below and appear faulty whenever the number of errors within one such block can no longer be corrected by the code. We show that the noise model is effectively rescaled at each level of self-simulation so that the logical noise can be suppressed with increasing system size.

*QCA, meaning that it must be contained within a  $3 \times 3$  lattice box.*

*A group of level- $l$  locations is  $h$ -healthy iff it contains at most  $h$  clusters of errors, i.e. its structural configuration is most correct except for a set of sites that is contained in lattice boxes whose cumulative spatial extent is at most  $3h$ .*

The self-correcting QCA relies on structural health to coordinate the block-wise self-simulation. To prevent structural errors within one block from inducing data faults on neighboring blocks, we condition all inter-block data operations on a local coordinate-consistency check.

**Definition 4** (Error-correcting simulator). *Fix a universal QCA  $\text{Univ}$ . Fix a quantum error-correcting code with block size  $M_{\text{code}}$ . Let  $R_2$  be the transition rule of a given QCA that  $\text{Univ}$  can simulate on block size  $M/M_{\text{code}}$  with time-overhead  $T_{\text{sim}}$ . We define the error-correcting simulator to be the QCA with transition rule  $R$  whose action on each  $M \times M$  block is a  $T_0$ -step cycle:*

1. *In the first  $T_{\text{ref}}$  steps (refresh phase): Apply Toom-updates to the structure registers at all sites at each step. (This creates interactions with neighboring blocks at the block-edges.) The data registers are idle during this phase.*
2. *In the next  $T_{\text{code}}$  steps (simulation phase): Apply the fixed measurement-free gadget schedule*



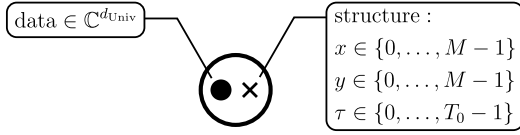


Fig. 3. **Local state-space of the automaton.** The quantum cellular automaton  $R$  acts on the local data and structure degrees of freedom which store the quantum information of the universal simulation and the believed space-time coordinates, respectively. In the final definition of the self-correcting automaton, the program information is hard-coded into the transition rules, so it does not need to be stored locally or undergo explicit error-correction.

it into the update rule and drop  $\gamma$  from the local registers entirely. To achieve this hard-coding in a translation invariant manner, we re-write  $Univ$  such that it acts on the combined state of the structure, which locally stores the within-block coordinates  $(x, y)$ , together with the data, which now contains (instead of the program track) a meta-program track whose symbol  $\gamma'$  generates the appropriate program sub-symbol  $\gamma$  from given  $(x, y)$ . This amounts to different structure-controlled operations in  $Concat'$  and we can set up the self-simulation of the resulting QCA  $R$  as above. In the ideal evolution,  $\gamma'$  is identical at all sites, times and concatenation levels. We hard-code this  $\gamma'$  into  $R$  by always applying the operation that would be applied with the ideal  $\gamma'$ . With this, whenever  $(x, y, \tau)$  are correct, the program read by  $Univ$  is correct. Configurations where they are incorrect are treated as structure faults.

The above gives the final definition of the error-correcting simulator. Fig. 3 shows the local content of the automaton's cells. The error-correction is automatically scaled with layered self-simulation up to the largest hierarchical level supported by the finite system size. We emphasize that the registers  $\tau, x, y$  are stored locally in the structure state of each site and corrected with Toom's rule. In contrast, the fault-tolerant encoding schedule  $\mathcal{E}(Q)$  of a desired logical circuit  $Q$  is spatially spread out over many same-layer blocks (for a larger circuit, this will require more blocks). The corresponding state must be initialized in the data-layer of the system and is then corrected with the concatenated quantum code.

Our self-simulation mechanism builds on the fact that the one-level encoded  $Univ$  is also a universal simulator, since one may take the program required to simulate a given QCA with  $Univ$ , encode it and input it to the encoded  $Univ$ . An alternative approach is to directly use the unencoded  $Univ$  but this would require error-correction of the program at the lowest level, which complicates the analysis (cf. [18]). Using a one-level encoded simulator makes the proofs significantly shorter and the fault-tolerant operation of the QCA relatively transparent.

The remainder of this Section is devoted to proving that the procedure  $P$  indeed achieves self-correcting quantum computation.

## B. Sufficient conditions for passive error correction

We establish here a general set of sufficient conditions that a quantum system may possess to ensure passive error correction. This adapts the extended-rectangle (exRec) method [25, 29] to the self-correcting case. The intuition is that any quantum system that performs a self-simulation while also satisfying recursive fault-tolerance conditions achieves self-correction because, on the one hand, any trajectory in which the operations are performed according to the usual concatenated fault-tolerant prescription is shown to correct errors below some threshold noise-rate via the exRec accounting. On the other hand, the prescribed pattern of operations is automatically self-preserved by the transition rules due to its self-simulation with a chosen initial state.

Let us start by describing our noise model. Because the QCA is updated synchronously at integer times, its ideal evolution can be viewed as a translation-invariant circuit where each QCA step applies a constant-depth pattern of local gates to the lattice. A *location* is the local operation applied in the QCA step at a specified space-time position. (In particular, a two-qudit gate is one location, not two.) We model noise as acting on each location by coupling the system to an arbitrary environment and replacing the ideal operation by a joint system-bath unitary. This yields a *fault-path expansion* where the full noisy evolution is characterized by the subset of space-time locations at which a fault occurs.

We allow correlated, non-Markovian *local noise* in the sense of [25, 34, 35]:

**Definition 5** (Local noise). *For a set  $I_r$  of  $r$  space-time locations, let  $E(I_r)$  denote the sum over all fault paths in which faults occur at all locations in  $I_r$ . The noise is local with strength  $\eta$  if, for every  $r$  and  $I_r$ ,  $|E_r| \leq \eta^r$ .*

This model allows arbitrary correlations across space and time mediated by the bath. It is automatically satisfied whenever the system-bath interaction is local, meaning that faults couple only to the qudits acted on at that location [25]. We assume that the physical system evolves under synchronized applications of the QCA  $R$  at discrete time-steps and experiences local noise. For intuition one may picture the special case of independent stochastic faults with local error rate  $p$ , which corresponds to  $\eta \sim \sqrt{p}$ .

The exRec formalism provides a way to keep track of the rescaling of errors in concatenated error correction schemes. We review the method in App. A. The core intuition is that concatenated error correction works reliably whenever it is possible to view blocks of local operations as one operation with improved noise properties on the level above. Following Refs. [25, 29], we assign the precise boundaries of exRecs recursively for a given fault-path with the rule that whenever a candidate good exRec neighbors an exRec that is bad (for this fault-path), we truncate the block-crossing locations from the candidate good exRec and include them in the



bad one. Thus, any faulty block-crossing operation that lies between a good and a bad exRec is always counted in the bad macro-exRec. This is consistent whenever the block-crossing operations are not required for within-block error-correction, i.e. if they appear only in multi-block (2-qudit) logical operations.

We use:

**Lemma 2** (Threshold theorem. Proof in [25], proof-sketch in App. A). *Consider a quantum computer subject to local noise. Let  $\mathcal{C}$  be a quantum error-correcting code that corrects  $t_{\text{EC}} \geq 1$  errors per block and let  $\mathcal{E}$  be an encoding scheme that replaces the ideal logical operations of a given circuit by respective gadgets which each satisfy the fault-tolerance conditions from Def. 7.*

*Then there exists a constant threshold  $\eta_{\text{th}} > 0$  such that any ideal circuit of depth  $D$  on  $N$  qubits can be simulated to within logical accuracy  $\delta$  at the level  $k = \mathcal{O}(\log \log (ND/\delta))$  encoded circuit with local physical noise strength  $\eta < \eta_{\text{th}}$ .*

In conventional concatenated error correction schemes the recursive simulation of the logical circuit is a hard-coded sequence of operations. The distinguishing property of our construction is that the hierarchical structure automatically builds itself when the engineered interactions are applied everywhere at the lowest level. We will see that it satisfies:

**Definition 6** (Sufficient criteria for self-correcting QCA). *Consider a discrete-time QCA with rule  $R$  whose local Hilbert space factors as  $\mathcal{H}_{\text{cell}} = \mathcal{H}_S \otimes \mathcal{H}_D$  (structure / data).  $R_S$  is the induced map on the structure registers obtained by tracing out the data. We say that the QCA is self-correcting if there exist codes  $\mathcal{C}_S, \mathcal{C}_D$  and integers  $M, T$  such that, with an appropriately chosen initial state (that may depend on a given circuit  $Q$ ), it holds:*

1. *Layer decoupling: The updates on the structure registers are local and independent of the data-state. The updates on the data register are local and may depend on the local structure and data states.*
2. *Self-simulation: There exist block encoding/decoding maps (for the combined structure + data code) such that the evolution of an  $M \times M$  block for  $T$  steps (one block-period) implements one logical step of  $R$  on the encoded higher-level cell.*
3. *Structure correction: A level- $l$  structure macro-location is one block-period on level  $l$ . The macro-locations are partitioned into exRecs (= partial block-periods on level  $l$ ). There exists a notion of an exRec's 'influence neighborhood' which specifies a finite set of exRecs surrounding it. Further, there exists a sequence of integer-labeled predicates 'h-healthy' defined on regions of level- $l$  blocks, such that if we define a level- $l$  exRec to be good iff its entire influence neighborhood starts h-healthy and contains at most  $r$ -faults (= bad level- $(l-1)$  locations) for some  $h+r \leq t_{\text{EC}}^S$  (and bad otherwise) and*

*further define a level- $l$  macro-location to be good iff all of its component exRecs are good, then:*

(i) *(Fault-tolerance) On good macro-locations, the structure EC-gadget that consists of applying  $R_S$  for one block-period satisfies the exRec fault-tolerance conditions (Def. 7) for the structure code  $\mathcal{C}_S$  with parameter  $t_{\text{EC}}^S \geq 1$ .*

(ii) *(Sparsity) There exists a constant  $A_S$  such that, under local noise (of total structure/data strength  $\eta_l$  on level  $l$ ) and a sufficiently healthy initial structure, bad level- $l$  structure macro-locations induce effective structure noise on level  $(l+1)$  that is local (Def. 5) and which has effective strength  $\eta_{l+1}^S \leq A_S(\eta_l)^{t_{\text{EC}}+1}$  for some  $t_{\text{EC}} \geq 1$ .*

#### 4. Data correction:

(i) *(Fault-localization) The data faults induced by incorrect, and even unhealthy, structure-states are localized so that any structurally-good macro-location can include at most a constant number  $C \cdot t_{\text{EC}}^S$  of incorrectly controlled data locations.*

(ii) *(Fault-tolerance) Assuming the structure registers are correct, the induced data evolution in one block-period equals the encoded circuit schedule  $\mathcal{E}(Q)$  of an encoding scheme that satisfies the fault-tolerance conditions (Def. 7) for the code  $\mathcal{C}_D$  with parameter  $t_{\text{EC}}^D \geq C t_{\text{EC}}^S + t_{\text{EC}}$ .*

We analyze the passive evolution under a self-correcting QCA. We will not require the physical initial state to be correct on every level of simulation. Instead, we assume that there exists an encoding level  $k_0$  in the system on which, within each exRec, the structure layer is  $t_{\text{EC}}^S$ -healthy and the data layer agrees with the ideal level- $k_0$  encoded state up to  $t_{\text{EC}}$  errors. From that level upwards the system simulates itself correctly, so in the sparsity analysis we can restrict to levels  $\geq k_0$  and treat all finer levels as the underlying implementation. We refer to such an initial state as *sufficiently close* to the desired initial state. We show:

**Proposition 1** (Threshold for self-correcting QCA). *Consider a QCA with the properties from Def. 6 acting on a system whose state is initially sufficiently close to the desired initial state. Assume that the system experiences local noise with strength  $\eta$ . Let  $k$  be the largest encoding level that fits within the finite-sized system.*

*Then there exists a constant threshold  $\eta_{\text{th}}$  so that the logical noise strength is bounded as  $\eta_{\text{log}} \leq \mathcal{O}(\eta^{(t_{\text{EC}}+1)^k})$  whenever  $\eta < \eta_{\text{th}}$ .*

*Proof.* To prove the self-correction properties of the system, we check that each level of encoding reliably diminishes the noise strength. Errors on a given level occur whenever there are sufficiently many errors on the level below for them to no longer be correctable. This yields a recursive definition of noise with the lowest level corresponding to the physical error rate.

The time-slices of the QCA's trajectories can be mapped to the hard-coded steps of a gadget's circuitry



in active QEC protocols. Fix a level  $l$ . Define a level- $l$  macro-location to be one block-period consisting of  $T$  QCA steps applied to one  $M \times M$  block. Because each block-period is a fixed-depth pattern of local operations, we can treat it as a gadget and apply exRec definitions of goodness and correctness. In our language, a macro-location is *good* if its component exRecs, including their respective influence neighborhoods, each contain at most  $r$  faults and start from a structural configuration that is  $h$ -healthy for some  $h + r \leq t_{\text{EC}}^S$ . We view bad macro-locations as faults on the simulated level.

Suppose that the noise strength on level  $l$  is  $\eta_l$ . We separately address the resulting level- $(l+1)$  noise resulting from bad macro-locations within the two layers. On the structure layer, by the layer decoupling property, the noisy evolution on the structure registers alone satisfies Def. 5 with the strength  $\eta_l$ . By property 3, a *good* level- $l$  structure macro-location is *correct* in the exRec sense (see App. A) and can thus be decoded as a correct operation on the level above. By the sparsity of bad structure macro-locations, the effective structure noise strength at level  $l+1$  is then bounded as  $\eta_{l+1}^S \leq A_S(\eta_l)^{t_{\text{EC}}+1}$  for some constant  $A_S$ .

Now, we examine the evolution within the data-layer. If the structure macro-location would equal the ideal configuration, then by property 4 the induced data evolution would be exactly the encoding  $\mathcal{E}(Q)$  of the desired logical circuit, yielding a standard exRec setting with local noise of strength  $\eta_l$ . If the structure macro-location contains some singular points, we treat all data locations affected by this as faulty. In this picture, structure defects can cause transient faults in the data-steps. We absorb structure-induced deviations from the intended data schedule into an effective data fault model as follows. Because each data operation depends only on the structure registers in its local support, a structurally-good macro-location contains faults in at most  $Ct_{\text{EC}}^S$  space-time locations of the data (property 4(i)). Since, by assumption,  $Ct_{\text{EC}}^S < t_{\text{EC}}^D - t_{\text{EC}} < t_{\text{EC}}^D$ , a single faulty structure operation does not by itself force the corresponding data location to be bad ( $> t_{\text{EC}}^D$  non-ideal data operations) at the next level. Instead, by property 4 together with Lem. 2, a bad data macro-location at level  $l+1$  implies that either the corresponding structure macro-location is bad, or, if the structure macro-location is good, then at least  $t_{\text{EC}} + 1$  faults must have occurred on the data registers (because  $t_{\text{EC}}^D \geq Ct_{\text{EC}}^S + t_{\text{EC}}$ ). The combined structure and data evolution is good in all other cases, yielding an effective noise renormalization  $\eta_{l+1} \leq A_S(\eta_l)^{t_{\text{EC}}+1} + A_D(\eta_l)^{t_{\text{EC}}+1} \leq A(\eta_l)^{t_{\text{EC}}+1}$  for a constant  $A$ .

Iterating the above for  $k$  levels, by property 2, the concatenation structure builds itself whenever the highest level of encoding within a system experiences at most a correctable number of errors. The noise strength in the full system is thus diminished with each level of concatenation whenever the physical noise is below a constant threshold  $\eta_{\text{th}} = A^{-1/t_{\text{EC}}}$  (see App. A).  $\square$

### C. Proof of passive error correction for our scheme

Let us now analyze the system described in Sec. III A. We prove the passive QEC capabilities of our scheme via the sufficient conditions established above.

**Theorem 1** (formal statement). *Consider the QCA  $R$  from Def. 4 with parameters chosen as in Sec. III A, and assume local noise of strength  $\eta$ . Assume the initial state is sufficiently close to the desired encoded initial state, and let  $k$  be the largest encoding level that fits within the finite-sized system. Then there exists a constant threshold  $\eta_{\text{th}}$  (independent of  $k$  and of the simulated circuit) such that for all  $\eta < \eta_{\text{th}}$  the induced logical noise strength satisfies  $\eta_{\text{log}} \leq \mathcal{O}(\eta^{(t_{\text{EC}}+1)^k})$ .*

We work with the cluster and closeness notions from Def. 3. For simplicity, we take  $t_{\text{EC}} = 1$  and choose  $t_{\text{EC}}^S = 6$  (cf. Lem. 4). The relevant macro-locations are the  $M \times M \times T$ -sized block-periods which simulate a single step of the higher-level automaton. These macro-locations consist of several exRecs which are the  $M \times M \times T_0$ -sized slices of the block-periods that each correspond to a single layer of encoded Univ-steps. A full macro-location is good iff all of the exRecs within it are good. We will show (cf. Lem. 3) that within good macro-locations clusters of errors on the structure state persist for at most  $\mathcal{O}(1)$  steps (due to the Toom-evolution happening at all non-faulty steps). Let  $C$  be the number of faulty data operations that could arise within a good macro-location, i.e. the number of space-time data locations that interact with its clusters of structural errors before they are corrected.  $C$  is constant because it depends only on the interaction range of the QCA steps.

With this, most of the required properties follow directly from Def. 4: *Layer decoupling* and *self-simulation* both hold by construction. By Lem. 1 there exists a fixed program that specifies the fault-tolerant encoding scheme within a concatenated quantum error-correcting code that corrects at least  $t_{\text{EC}}^D = Ct_{\text{EC}}^S + t_{\text{EC}} = 6C + 1$  errors. When said program is used in  $R$ , this implies the fault-tolerance conditions of the *data correction*, as needed in Def. 6. The locality of structure-induced faulty data-operations is ensured by the coordinate-consistency constraint imposed during the simulation phase in Def. 4. Thus, faulty nearest-neighbor data operations on the encoded level arise only as a result of both contributing lower-level locations being unhealthy/bad. Further, for the structural code  $C_S$ , the properties of the exRec formalism are immediate for gate application gadgets because all required operations are automatically transversal.

One might notice that neighboring macro-locations can interact at their spatial boundaries due to structure-based operations between them, even if they are participating in two distinct encoded gates. In our construction, this means we must demand a concatenated code with slightly stronger fault-tolerance properties than Refs. [25, 35], so that Def. 7 allows for two-qudit bound-

ary gates on all borders of each exRec. A single error on block-boundary idling gates may then affect the data in both involved macro-locations. However, since the number of macro-locations that can be affected per fault on the boundary depends only on the lattice's coordination number, the worst-case overhead of this is a constant factor. One may construct the required concatenated code by using a standard fault-tolerant encoding whose distance is larger than  $t_{\text{EC}}^D$  by said factor.

Thus, the only remaining step for proving that our scheme constitutes a self-correcting QCA is to prove the *structure correction* properties (i) health-conditional EC-correctness and EC-propagation (Eqns. A1, A2), and (ii) sparsity of bad blocks (so they can be treated as local effective noise with diminished strength on the level above). We now address these.

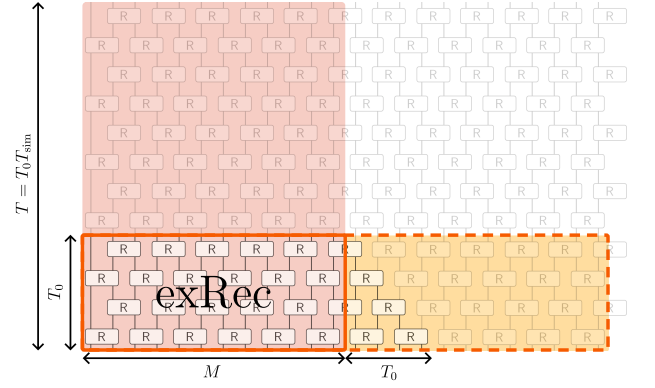
We first establish some useful properties of the update rule **Toom**. Let  $\Delta(a, b, c)$  denote the set of lattice sites contained in the triangle  $\{(i, j) : i \geq -a, j \geq -b, i + j \leq c\}$ . We define the norm of a triangle  $|\Delta(a, b, c)| := a + b + c$  and extend the definition to other sets  $S$  by setting  $|S|$  to the minimal value attainable by covering  $S$  with disjoint triangles and summing over their sizes.

**Fact 1** (Toom's rule shrinks triangles of errors). *Suppose at time  $t$  all singular points in the structure-state  $\mathbf{s}(t, \cdot)$  are in the strict interior of a triangle  $\Delta(a, b, c)$ . Then after one application of **Toom**, in the absence of new faults, the set of singular points is contained in  $\Delta(a, b, c - 1)$ . The same property holds for disjoint unions of triangles.*

This is the basic error-correcting property of **Toom**, which we verify by inspection [28]. By definition, singular points  $(i, j)$  can only remain singular if the majority of their neighborhood  $\{(i, j), (i, j + 1), (i + 1, j)\}$  is singular. The northeast boundary of a triangle surrounding a region of errors thus recedes inwards. In particular, a cluster of structural errors (Def. 3) is contained in a constant-size triangle and is erased after  $O(1)$  noiseless **Toom**-steps.

In Def. 6, the fault-tolerance and sparsity conditions are required for the entire  $M \times M \times T$ -sized macro-locations. We simplify the analysis by considering  $M \times M \times T_0$ -sized exRecs and showing the remaining structural properties for these. Because there is a finite number  $T_{\text{sim}}$  of exRecs contributing to any macro-location (and the  $M \times M \times T_0$ -sized exRecs partition the macro-location without overlap), the noise model on the macro-locations is rescaled by only a constant factor when comparing with the  $M \times M \times T_0$ -sized slices. Thus, the structure correction properties of the full macro-locations follow directly from structure correction properties of the exRecs.

We now prove the (health-conditional) EC-propagation property of the structural layer. In our setting, EC-correctness follows immediately because the structural code has only one valid codeword. We say that a block is  $s$ -close to the legal structure codeword iff it differs from the ideal configurations by at most  $s$  clusters of errors.



**Fig. 4. Decomposition of the EC-procedure.** To prove the structure and data correction properties of our QCA, we decompose each level- $l$  macro-location (red region) into several  $M \times M \times T_0$ -sized exRecs (orange border) that perform a single layer of encoded Univ-gates. The influence neighborhood (dashed border) of a given exRec includes all surrounding exRecs from within which structural errors can propagate over during one  $T_0$ -length cycle. The goodness of an exRec is defined based on the structural health and number of faults within its entire influence neighborhood. The number of exRecs within these influence neighborhoods is constant, resulting in a constant power in the noise renormalization, which we absorb using a sufficiently high code distance.

Note that existing (clusters of) structural errors may traverse through the system with unit speed in south-west direction via the Toom-updates (before eventual correction). The fixed-distance concatenated code must correct all errors that can arise within good exRecs. To ensure this, we define the ‘influence neighborhood’ in Def. 6.3 to contain all neighboring exRecs from within which structural errors can affect the exRec under consideration (cf. Fig. 4). Since the exRec has duration  $T_0$ , this means that the influence neighborhood includes all exRecs within a triangle of side-length  $T_0$  in north and east direction. Because we set  $M$  large enough for the cycle of length  $T_0$  to traverse at most one  $M$ -sized exRec in  $x$  and  $y$  direction (cf. Sec. III A), the number of exRecs within one such influence neighborhood is  $R = 3$ .

**Lemma 3** (Good structure exRecs are correct.). *Fix  $t_{\text{EC}}^S = 6$ . For all  $h + r \leq t_{\text{EC}}^S$ , any structural exRec whose influence neighborhood is  $h$ -healthy at the beginning of the EC-cycle and contains  $r$  faults results in an output state that is  $t_{\text{EC}}^S$ -close to the legal structure codeword.*

*Proof.* We measure the size of structural defects using the triangle norm introduced above. A single faulty operation of  $R_S$  can create singular structure values only within its constant-size support, increasing the norm by at most a constant  $w = 3$  that equals the width of one cluster of errors. Note that the Toom-updates in the structure layer happen regardless of the locally believed time  $\tau$ . Thus, in the absence of new faults, evolution under Toom's rule decreases the triangle norm of the region of errors by at least 1 per step (Fact 1). Over one

cycle of  $T_0$  steps, the cumulative decrease is therefore at least  $T_0 - wr$ . The definition of good exRecs excludes the presence or appearance of more than  $t_{\text{EC}}^S$  clusters of errors in the relevant Toom-influence neighborhood, so the block cannot receive additional independent clusters of errors from neighboring regions. Thus, the total increase in norm is at most  $wt_{\text{EC}}^S$ . In Sec. III A we have chosen  $T_0 \geq T_{\text{ref}} \geq 18 = wt_{\text{EC}}^S$ , so that the final state is  $t_{\text{EC}}^S$ -close (i.e. contains at most  $t_{\text{EC}}^S$  clusters of errors), as claimed.  $\square$

Lem. 3 allows the unitary decoder to be commuted through the QCA's structural dynamics on all good exRecs, as in App. A. Importantly, by assigning faulty inter-block operations on the boundary between a good and a bad exRec to be included in the bad exRec (and truncated from the good one), these properties hold regardless of faults occurring in the surrounding region of a good exRec. To complete the fault-tolerance proof, we need to justify property 3.(ii) of Def. 6 which asserts that bad exRecs become rarer with each concatenation level.

**Lemma 4** (Sparsity of bad structure exRecs). *Assume local structural noise of strength  $\eta^S$  and fix a level  $k_0$  such that the level- $k_0$  structure is globally  $t_{\text{EC}}^S$ -healthy in the initial state. Then, for each level  $l > k_0$ , structurally bad level- $l$  exRecs form a sparse fault path, i.e. there exists a constant  $A_S$  such that the induced structure noise on the next level is local with strength  $\eta_{l+1}^S \leq A_S(\eta_l^S)^2$ .*

*Proof.* Let  $R$  be the maximum number of level- $l$  exRecs contained in a single influence neighborhood at level  $l$ .  $R$  is a constant depending only on  $T_0/M$  (and the lattice coordination number). An exRec is structurally bad iff its influence neighborhood contains at least  $t_{\text{EC}}^S + 1$  clusters of errors (Def. 3), either due to unhealthy input or due to faults during the EC-cycle. Each fault can create at most one new cluster of errors, and in the absence of new faults Toom's rule deterministically contracts all finite regions of errors at constant speed (Fact 1), so clusters of errors cannot spread. Taking into account the health and faults within the entire period- $T_0$  influence neighborhood renormalizes the local noise strength (compared to standard proofs of sparsity of errors under Toom's rule, e.g. [18]) as follows. Define a direct notion of badness in which a level- $l$  exRec is directly bad if, ignoring influence neighborhoods, it contains more than  $t_{\text{EC}}^S$  clusters of errors. By counting the number of locations within one such exRec, there exists a constant  $\tilde{A}_S$  such that the corresponding effective noise strength satisfies  $\tilde{\eta}_{l+1}^S \leq \tilde{A}_S (\eta_l^S)^{t_{\text{EC}}^S+1}$ . We relate this to the stricter notion of badness which accounts for the entire influence neighborhood. One directly bad exRec can render at most  $R$  exRecs bad in this sense. Therefore, for any set of  $r$  level- $l$  exRecs to be bad, at least  $\lceil r/R \rceil$  directly bad level- $l$  exRecs are required. By the locality of noise, the resulting effective noise is bounded as  $\eta_{l+1}^S \leq (\tilde{\eta}_{l+1}^S)^{1/R} \leq (\tilde{A}_S (\eta_l^S)^{t_{\text{EC}}^S+1})^{1/R}$ . We set  $t_{\text{EC}}^S = 6 \geq 2R$ , so this indeed yields the recursive

sparsity condition  $\eta_{l+1}^S \leq A_S (\eta_l^S)^{t_{\text{EC}}^S+1}$  with  $t_{\text{EC}} = 1$  and constant  $A_S$ .  $\square$

We have shown that at good macro-locations the structure gadget is correct and that bad macro-locations can be treated as a local effective fault at the next level. Together with Lem. 4, this is sufficient for the threshold argument of Prop. 1. This concludes the proof of self-correction capabilities for the QCA with rule R.

The proofs have so far assumed evolution on periodic boundary conditions. We remark that the QCA can be directly extended to open boundary conditions by keeping four copies of the state at each site and letting the transition rules 'fold over' at the edges where they can detect an open boundary and re-direct interactions to the appropriate layers, so that the system emulates a two-dimensional projection of a torus.

#### D. Starting and stopping a self-correcting computation

We have seen that the self-simulating transition rule R can fault-tolerantly encode an arbitrary quantum circuit. If one wants to obtain the output of a quantum circuit encoded in this construction, it is necessary to start and stop the self-correcting interactions (the automaton) in specific ways. The same transition rules can also be used to build a self-correcting quantum memory by setting the simulated circuit to consist solely of identity gates. Stopping the computation is not an issue in that case since there is no disadvantage in executing this circuit several times. In the thermodynamic limit this system can remember quantum states indefinitely. On any finite system, the memory time will be determined by the logical noise within the largest level of encoding that still fits inside the boundaries.

Let us first address the required initial state. The self-correction of the automaton relies on the hierarchical structure that ensures error correction happens on all levels of the code, and thus it works only if the evolution starts in a state that is already encoded in the desired code. For the structure-state this demands a product state and for the data-state it depends on the specific concatenated code used in Lem. 1. Magic-state distillation and verification protocols can be used to prepare these states [36, 37] (and, if necessary, one may even control the preparation protocol within the self-correcting structure by carrying the corresponding instructions and the required ancilla qubits along with the circuit-scheme through all levels of concatenation). Because there exists a constant-depth circuit for preparing the one-level encoded initial state and there are doubly-logarithmically many concatenation levels in total (in terms of the desired circuit size and accuracy), this yields a polylogarithmic circuit complexity for the fully encoded initial state.

Once the desired initial state is prepared, one can evolve under the self-correcting transition rule in order

to apply the encoded circuit evolution. After some number of rounds, the highest-level encoded circuit will have undergone exactly one round of the simulated logical circuit. At that point, the computation is finished and one should measure the final state and decode classically to obtain the output of the computation. Alternatively, one could switch to different interactions so that the system stores the circuit's final state within its capacity as a quantum memory.

We now explain how one may circumvent the need for externally timing the precise endpoint of the encoded computation. Note that the believed time  $\tau$  on the highest level of the automaton correctly represents the overall time as steps performed in the encoded logical circuit. We introduce a marker register at each site that can be used for the highest level to recognize its status as overall timer (even on periodic boundaries) and to switch from simulation of the circuit to memory, i.e. to apply encoded identity gates regardless of the program, after exactly one round: Suppose that this marker is correctly initialized and introduce transitions that remove all such markers whenever the adjacent cells do not also carry the same marking (cf. [17]). This prevents the marker states from appearing anywhere except on the highest level, since that is the only level with no other neighbors except itself. This way the interactions can be switched automatically at precisely the right moment and the output of the computation can be extracted at any point afterwards (with memory time scaling with the total system size).

#### IV. CONTINUOUS TIME: SELF-CORRECTING LINDBLADIAN

The protocol above enables self-correction in two dimensions with a fixed, translationally invariant update rule in the form of a quantum cellular automaton. This requires discrete applications of the transition rule as well as global synchrony between these applications. In the current Section, we provide an implementation that works even in continuous time and which allows for distant parts of the system to become asynchronous. We build on top of the self-correcting QCA to engineer time-independent, translationally invariant dissipative interactions for passive quantum error correction.

##### A. Passive error correction in asynchronous trajectories

Our first step is to define a version of the self-correcting automaton that runs under *discrete-time*, *asynchronous* application of the updates. For this, we use several layers of states, placed in separate local registers, to represent many copies of the synchronized QCA, with each copy at a different time-step of the correction cycle.

Because each level of the hierarchy has a finite number  $T_0$  of time-steps before the error-correction cycle repeats,

it is possible to store these steps redundantly in different parts of the local Hilbert space. The full state of one block in a single layer of the self-simulating scheme then consists of  $M \times M \times T_0$  qudits, which each represent a state of the original QCA from Def. 4.

Updates are performed based on concurrent neighbor states and otherwise follow the rules of the synchronized QCA. The entire local state, made up of  $1 \times 1 \times T_0$  qudits, is updated simultaneously. Additionally, we keep track of how many updates have been performed at a site compared to its nearest-neighbors and never update more than one step ahead of these neighbors (cf. marching soldier scheme in [17]). The reason for the latter restriction is that it guarantees neighboring sites undergo the same number of error correction cycles so that the order of the updates is irrelevant. Thus, the time-slices of the state are comparable throughout the whole system.

These updates then produce self-simulating patterns as before, but now there exist  $T_0$  copies of the automaton on all levels in the hierarchy of simulations. The same-time slices of the state experience the same updates as if they were acted on synchronously. With this, noisy updates on the  $M \times M \times T_0$  state map to noisy updates on the  $T_0$  separate concurrent  $M \times M \times 1$  slices, so the synchronized-time analysis can be applied slice-wise.

One might worry whether it is indeed possible to store all of the time-slices as redundant copies since this complicates the automaton simulated by Univ and thus lengthens the cycle period  $T_0$  which in turn requires more copies. In our case, the redundancy affects the update rules only in the regard that the simulation is now applied separately on each time-layer. The additional overhead of the corresponding instructions is constant and thus it does not significantly increase the number of time-steps  $T_0$  in one cycle of the simulator.

##### B. Discrete trajectories in continuous-time dynamics

We now extend the results on discrete correction steps with constant noise rate to a notion of error correction in *continuous time*.

Consider an open quantum system whose evolution  $\dot{\rho} = \mathcal{L}(\rho)$  is governed by a Lindbladian  $\mathcal{L}(\rho) = \sum_{\alpha} \gamma_{\alpha} (\Phi_{\alpha}(\rho) - \rho)$  built from *local*, *completely positive*, *trace-preserving update channels*  $\Phi_{\alpha}$ . In our case, these channels have constant rates  $\gamma_{\alpha} = 1$  and are given by the local attempted correction updates that defined the asynchronous self-correcting automaton (including local dissipative resets that reinitialize the ancilla registers used by the measurement-free scheme). Each  $\Phi_{\alpha}$  acts on  $\mathcal{O}(1)$  neighboring cells and is a translate of one of finitely many update channels, so the resulting Lindbladian is local, time-independent and translation-invariant. For any given period of time, expectation values on the final state of the evolution can be determined by averaging over an ensemble of *trajectories* where the probability



of each trajectory depends on the update events along the taken path. Writing  $\Phi_\alpha(\rho) = \sum_s K_{\alpha,s} \rho K_{\alpha,s}^\dagger$  with  $\sum_s K_{\alpha,s}^\dagger K_{\alpha,s} = \mathbb{I} \forall \alpha$ , this yields independent Poisson processes with constant attempt rates for each jump  $\alpha$ , independent of the system state.

Let us introduce noise in this setting. The noise is realized by a perturbation  $\delta\mathcal{L}$  on the Lindbladian. We adopt an error model  $\delta\mathcal{L}(\rho) = \sum_\beta \mu_\beta (N_\beta \rho N_\beta^\dagger - \rho)$  with local unitary noise jumps  $N_\beta$  and total rate  $p = \sum_\beta \mu_\beta$ . This encompasses, for example, local Pauli noise. The trajectories then follow a stochastic process with two kinds of update channels, correction-updates and noise-updates, that are each applied randomly. The rates are state-independent except for the constraint that correction-updates are accepted only at sites whose local correction-step counter does not exceed any of its nearest-neighbors' counters (marching soldier constraint).

Since noise-updates obey an independent Poisson process, the probability of having at least one noise-step in a time interval  $\Delta t$  is  $\mathcal{O}(p\Delta t)$ . We compare this with the expected waiting time between two correction-updates. These obey a stochastic process with each site carrying a constant attempt rate for performing the next correction step. An attempted correction-update at site  $(i, j)$  is accepted iff it satisfies the marching soldier constraint. Thus, the instantaneous mean rate of *successful* correction-updates per site is  $v = \mathbb{P}\{(i, j) \text{ is a local minimum of the update counter}\}$ . The expected density of local minima in this process is known to converge monotonically in time towards a positive constant that remains bounded away from zero in the limit of infinite system size [38]. Thus, for small physical noise rate  $p$ , the probability (within the ensemble of trajectories) of at least one noise-step occurring between two successful correction-updates at a given site is  $\mathcal{O}(p/v) = \mathcal{O}(p)$  for fixed  $v = \mathcal{O}(1)$ .

In the trajectory picture, these faults generate a local noise process that corresponds to the discrete-time model of Sec. IIIB with an effective fault strength  $\eta = \mathcal{O}(\sqrt{p})$  per successful correction update. We infer that noisy continuous evolution under this Lindbladian maps to discrete asynchronous steps with constant local noise strength. With the notes above, these steps precisely mirror the time-slices of the synchronized evolution, which enables a proof of the error-correction capabilities via the exRec formalism from before. Lastly, we note that the Lindbladian dynamics can also be simulated within a Hamiltonian system by coupling the qudits to local ancillas that undergo dissipative resets [39].

## V. DISCUSSION

We have shown that autonomous fault-tolerant quantum computation is possible in two spatial dimensions with strictly local, time-independent and translation-invariant dynamics. Our construction can be formulated either as a quantum cellular automaton with a fixed lo-

cal update rule, or as a local Lindbladian generated by engineered dissipative jump operators. By combining a self-simulating hierarchical control architecture inspired by Gács's classical schemes with a measurement-free concatenated code, we prove a non-zero noise threshold. Below threshold, logical errors are suppressed arbitrarily with increasing system size, so the memory lifetime diverges in the thermodynamic limit and arbitrary quantum circuits (encoded in the initial state) can be executed fault-tolerantly with polylogarithmic overhead.

These results contribute to our understanding of quantum error-correction without measurements, classical feedback, spatial inhomogeneity or external timing, and establish a 2D autonomous counterpart to the concatenated-code threshold theorems of actively controlled architectures.

Several open problems are suggested by our work. A first direction concerns the open-system aspects of the construction in the presence of noise. For any finite system size, logical faults ultimately mix between the encoded states, so the steady state of the unmodified memory is completely mixed in the logical degrees of freedom. It could be fruitful to formalize the intuition that adding a weak, translation-invariant bias yields a unique attractive fixed point whose local statistics can be post-selected to extract the outcome of an encoded computation. On open boundaries, the highest level of the encoding can be detected from the absence of neighboring same-level cells. With this, one may construct a translation-invariant Lindbladian that enforces the self-correcting dynamics with the highest level of encoding experiencing different interactions that apply the correction jumps both forwards and backwards to obtain a history-state logical Lindbladian. Perturbations on the physical Lindbladian are corrected so that the logical evolution effectively experiences reduced noise. We expect that one can increase the system size to make the expectation values of logical observables on the fixed point stable (in the sense of Ref. [26]), which would imply BQP completeness for the class of stable, size-independent Lindbladian fixed point problems.

Further, it would be interesting to see whether one can obtain a similar self-correcting quantum computation scheme even in one dimension. For this, we suggest embedding a quantum error-correcting code within the structure of a state stored in Gács's one-dimensional robust universal automaton [17]. The proof should be roughly the same as the two-dimensional case, but the automaton would be significantly more complicated since the hierarchical structure cannot be error corrected so easily from comparing with a local environment. This would provide a counterexample to dissipative variants of Ref. [40]. In regard to classical computation, one may use a classical repetition code in the data layer of our scheme to obtain a simplified version of Gács's two-dimensional automaton. Carrying our ideas over to one-dimension might similarly result in a streamlined proof of the classical, one-dimensional case.

Beyond concatenated codes, the hierarchical self-simulation framework is modular and could potentially be combined with other quantum code families. In particular, one might use the self-correcting structure layer to eliminate explicit spatial dependence and global synchronization requirements in local-automaton decoders for topological codes (cf. [13]), potentially enabling fully translation-invariant correction of the toric code in two dimensions.

Another direction is to make the scheme self-organizing. Self-organization here is equivalent to asking whether the initial state can be prepared fault-tolerantly using the same fixed interactions. If achievable, this would provide an input-preparation mechanism where one needs to supply only the circuit description or the state to be stored as a translation-invariant product state, for example repeated locally across the lattice, and the dynamics autonomously generate the full hierarchical pattern. The main challenge is to ensure that this growth proceeds on a slower time-scale than the error correction inside already healthy regions, so that the act of building the hierarchy does not itself introduce and spread errors.

Finally, natural next steps are to generalize the noise model and optimize the efficiency of the scheme. Our proofs treat local fault-path noise in discrete time and

local unitary jump-operator perturbations in continuous time. Extending the analysis to more general noise, in particular to non-unitary perturbations on the Lindbladian (e.g. via a fault-path expansion directly in continuous time) or non-local thermal noise, remains open. Likewise, obtaining explicit threshold estimates, reducing the local dimension and simplifying the control mechanism are desirable steps towards practical realizability.

## ACKNOWLEDGMENTS

We are grateful to J.I. Cirac, S. Balasubramanian and M. Davydova for discussions. This research is part of the Munich Quantum Valley, which is supported by the Bavarian State Government with funds from the High-tech Agenda Bayern Plus. R.T. acknowledges funding from the European Union’s Horizon Europe research and innovation program under grant agreement number 101221560 (ToNQS). G.S acknowledges funding from the Deutsche Forschungsgemeinschaft (DFG, German Research Foundation) under Germany’s Excellence Strategy EXC2111–390814868.

- 
- [1] A. G. Fowler, M. Mariantoni, J. M. Martinis, and A. N. Cleland, Surface codes: Towards practical large-scale quantum computation, *Physical Review A* **86**, 032324 (2012).
  - [2] S. Bravyi, A. W. Cross, J. M. Gambetta, D. Maslov, P. Rall, and T. J. Yoder, High-threshold and low-overhead fault-tolerant quantum memory, *Nature* **627**, 778 (2024).
  - [3] Google Quantum AI and Collaborators, Quantum error correction below the surface code threshold, *Nature* **638**, 920 (2025).
  - [4] E. Dennis, A. Kitaev, A. Landahl, and J. Preskill, Topological quantum memory, *Journal of Mathematical Physics* **43**, 4452 (2002).
  - [5] R. Alicki, M. Horodecki, P. Horodecki, and R. Horodecki, On Thermal Stability of Topological Qubit in Kitaev’s 4D Model, *Open Systems & Information Dynamics* **17**, 1 (2010).
  - [6] S. Bravyi and B. Terhal, A no-go theorem for a two-dimensional self-correcting quantum memory based on stabilizer codes, *New Journal of Physics* **11**, 043029 (2009).
  - [7] B. J. Brown, D. Loss, J. K. Pachos, C. N. Self, and J. R. Wootton, Quantum memories at finite temperature, *Reviews of Modern Physics* **88**, 045005 (2016).
  - [8] J. Haah, Local stabilizer codes in three dimensions without string logical operators, *Physical Review A* **83**, 042330 (2011).
  - [9] T.-C. Lin, H.-P. Wang, and M.-H. Hsieh, Proposals for 3D self-correcting quantum memory (2024), [arXiv:2411.03115 \[quant-ph\]](#).
  - [10] B. Roberts, J. M. Koh, Y. Tan, and N. Y. Yao, Cored product codes for quantum self-correction in three dimensions (2025), [arXiv:2510.05479 \[quant-ph\]](#).
  - [11] J. W. Harrington, *Analysis of Quantum Error-Correcting Codes: Symplectic Lattice Codes and Toric Codes*, *Ph.D. thesis*, California Institute of Technology (2004).
  - [12] L. F. Gray, A Reader’s Guide to Gacs’s “Positive Rates” Paper, *Journal of Statistical Physics* **103**, 1 (2001).
  - [13] S. Balasubramanian, M. Davydova, and E. Lake, A local automaton for the 2D toric code (2025), [arXiv:2412.19803 \[quant-ph\]](#).
  - [14] E. Lake, Local active error correction from simulated confinement (2025), [arXiv:2510.08056 \[quant-ph\]](#).
  - [15] F. Verstraete, M. M. Wolf, and J. Ignacio Cirac, Quantum computation and quantum-state engineering driven by dissipation, *Nature Physics* **5**, 633 (2009).
  - [16] F. Pastawski, L. Clemente, and J. I. Cirac, Quantum memories based on engineered dissipation, *Physical Review A* **83**, 012304 (2011).
  - [17] P. Gács, Reliable computation with cellular automata, *Journal of Computer and System Sciences* **32**, 15 (1986), also appears as an extended version in *Journal of Statistical Physics* **103**, 45 (2001).
  - [18] P. Gács, Self-Correcting Two-Dimensional Arrays, *Advances in Computing Research* **5**, 223 (1989).
  - [19] B. Schumacher and R. F. Werner, Reversible quantum cellular automata (2004), [arXiv:quant-ph/0405174](#).
  - [20] T. L. M. Guedes, D. Winter, and M. Müller, Quantum Cellular Automata for Quantum Error Correction and Density Classification, *Physical Review Letters* **133**, 150601 (2024).
  - [21] P. Arrighi, An overview of quantum cellular automata, *Natural Computing* **18**, 885 (2019).

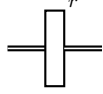
- [22] D. Aharonov and M. Ben-Or, Fault-tolerant quantum computation with constant error, in *Proceedings of the Twenty-Ninth Annual ACM Symposium on Theory of Computing*, STOC '97 (1997) pp. 176–188, also appears as an extended version in *SIAM Journal on Computing* **38**, 1207 (2008).
- [23] D. Gottesman, Fault-tolerant quantum computation with local gates, *Journal of Modern Optics* **47**, 333 (2000).
- [24] H. Bombin, R. W. Chhajlany, M. Horodecki, and M. A. Martin-Delgado, Self-correcting quantum computers, *New Journal of Physics* **15**, 055023 (2013).
- [25] P. Aliferis, D. Gottesman, and J. Preskill, Quantum accuracy threshold for concatenated distance-3 codes, *Quantum Info. Comput.* **6**, 97 (2006).
- [26] R. Trivedi, A. Franco Rubio, and J. I. Cirac, Quantum advantage and stability to errors in analogue quantum simulators, *Nature Communications* **15**, 6507 (2024).
- [27] N. Y. Yao, C. Nayak, L. Balents, and M. P. Zaletel, Classical discrete time crystals, *Nature Physics* **16**, 438 (2020).
- [28] A. L. Toom, Stable and attractive trajectories in multicomponent systems, in *Multicomponent Random Systems, Advances in Probability*, Vol. 6 (1980) pp. 549–575.
- [29] D. Gottesman, *Surviving as a Quantum Computer in a Classical World, Online Draft* (2024).
- [30] K. G. H. Vollbrecht and J. I. Cirac, Reversible universal quantum computation within translation-invariant systems, *Physical Review A* **73**, 012324 (2006).
- [31] D. J. Shepherd, T. Franz, and R. F. Werner, Universally Programmable Quantum Cellular Automaton, *Physical Review Letters* **97**, 020502 (2006).
- [32] K. G. H. Vollbrecht and J. I. Cirac, Quantum Simulators, Continuous-Time Automata, and Translationally Invariant Systems, *Physical Review Letters* **100**, 010501 (2008).
- [33] T. Kohler, S. Piddock, J. Bausch, and T. Cubitt, Translationally Invariant Universal Quantum Hamiltonians in 1D, *Annales Henri Poincaré* **23**, 223 (2022).
- [34] B. M. Terhal and G. Burkard, Fault-tolerant quantum computation for local non-Markovian noise, *Physical Review A* **71**, 012336 (2005).
- [35] D. Aharonov, A. Kitaev, and J. Preskill, Fault-Tolerant Quantum Computation with Long-Range Correlated Noise, *Physical Review Letters* **96**, 050504 (2006).
- [36] E. Knill, Fault-Tolerant Postselected Quantum Computation: Schemes (2004), [arXiv:quant-ph/0402171](https://arxiv.org/abs/quant-ph/0402171).
- [37] S. Bravyi and A. Kitaev, Universal quantum computation with ideal Clifford gates and noisy ancillas, *Physical Review A* **71**, 022316 (2005).
- [38] G. Korniss, M. A. Novotny, P. A. Rikvold, H. Guclu, and Z. Toroczka, Going through Rough Times: From Non-Equilibrium Surface Growth to Algorithmic Scalability, *MRS Online Proceedings Library* **700**, 1010 (2011).
- [39] V. Kashyap, G. Styliaris, S. Mouradian, J. I. Cirac, and R. Trivedi, Accuracy Guarantees and Quantum Advantage in Analog Open Quantum Simulation with and without Noise, *Physical Review X* **15**, 021017 (2025).
- [40] T. Bergamaschi and C.-F. Chen, Quantum Spin Chains Thermalize at All Temperatures (2025), [arXiv:2510.08533 \[quant-ph\]](https://arxiv.org/abs/2510.08533).

## Appendix A: Review of the extended rectangle formalism

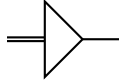
We summarize here the extended rectangle formalism that was developed for establishing fault-tolerance of concatenated active error-correcting circuits [25, 29]. In Sec. III B we amend this method to the case of self-correcting quantum cellular automata.

Let  $\mathcal{C}$  be a quantum error-correcting code which can correct up to  $t_{\text{EC}}$  errors per block. A fault-tolerant encoding  $\mathcal{E}$  is given by several *gadgets* that systematically replace parts of the circuit with their error-corrected variants. We divide a given quantum circuit  $Q$  into separate *locations* at which a local action (such as state preparation, application of a gate, measurement, or storage) is performed on the qudits. The encoded circuit  $\mathcal{E}(Q)$  is defined by replacing each qudit with an encoded qudit, replacing each location with a gadget that performs the respective action on the encoded qudits, and applying error correction operations (EC-gadget) after each step.

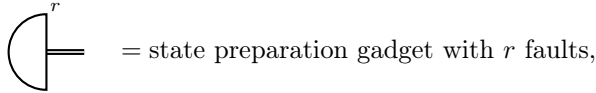
We use a graphical representation to specify sufficient conditions for fault-tolerance. Encoded blocks of the code are indicated by double-lines whereas single lines represent single unencoded qudits. Let



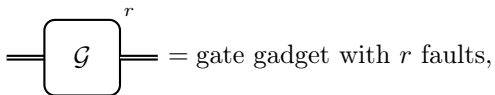
denote the projector onto the code's subspace of states which are correctable given at most  $r$  errors on the block. We write



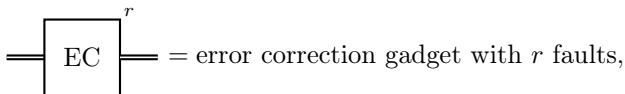
for the ideal decoder of  $\mathcal{C}$ . We represent the gadgets graphically as



= state preparation gadget with  $r$  faults,



= gate gadget with  $r$  faults,



= error correction gadget with  $r$  faults,

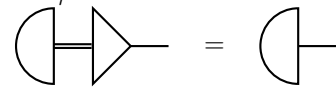


= measurement gadget with  $r$  faults.

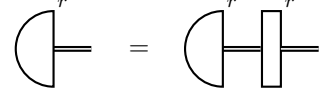
We use this notation to define a set of conditions which a given fault-tolerant encoding scheme (i.e. a set of gadgets for encoded state preparation, gate application, measurement and error correction) may possess.

**Definition 7** (Conditions for fault-tolerance). *Let  $Q$  be a given quantum circuit and consider the gadgets for producing the one-level encoded circuit  $\mathcal{E}(Q)$ . We define the following properties:*

**State preparation:** *A state preparation gadget satisfies the correctness and propagation properties, respectively, if*

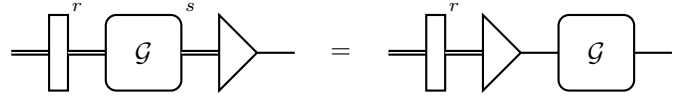


and

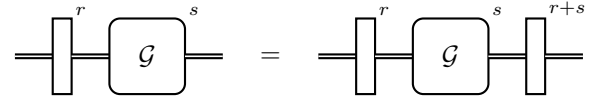


hold for  $r \leq t_{\text{EC}}$ .

**Gate application:** *A single-qubit gate gadget satisfies the correctness and propagation properties, respectively, if*

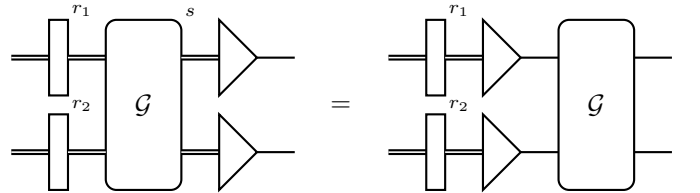


and

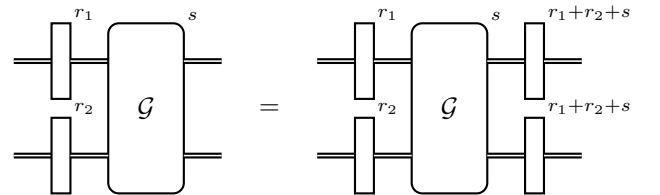


hold for  $r + s \leq t_{\text{EC}}$ .

Similarly, a two-qudit gate gadget satisfies the correctness and propagation properties, respectively, if

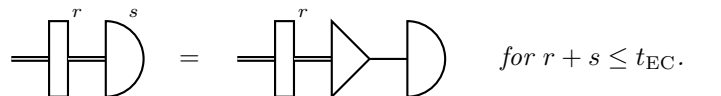


and



hold for  $r_1 + r_2 + s \leq t_{\text{EC}}$ .

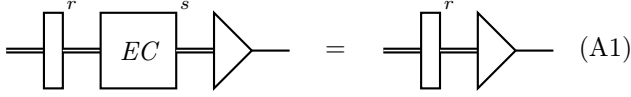
**Measurement:** *A measurement gadget satisfies the correctness property if*



for  $r + s \leq t_{\text{EC}}$ .

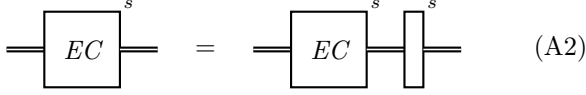


**Error correction:** An error correction gadget satisfies the correctness and propagation properties, respectively, if



$$\text{---} \begin{array}{|c|} \hline r \\ \hline \end{array} \begin{array}{|c|} \hline EC \\ \hline \end{array} \begin{array}{|c|} \hline s \\ \hline \end{array} \triangle = \triangle \begin{array}{|c|} \hline r \\ \hline \end{array} \begin{array}{|c|} \hline EC \\ \hline \end{array} \begin{array}{|c|} \hline s \\ \hline \end{array} \text{---} \quad (\text{A1})$$

holds for  $r + s \leq t_{\text{EC}}$ , and



$$\text{---} \begin{array}{|c|} \hline s \\ \hline \end{array} \begin{array}{|c|} \hline EC \\ \hline \end{array} \begin{array}{|c|} \hline s \\ \hline \end{array} \triangle = \triangle \begin{array}{|c|} \hline s \\ \hline \end{array} \begin{array}{|c|} \hline EC \\ \hline \end{array} \begin{array}{|c|} \hline s \\ \hline \end{array} \text{---} \quad (\text{A2})$$

for  $s \leq t_{\text{EC}}$ . Note that the latter property is required for any input state regardless of the number of errors.

An encoding scheme  $\mathcal{E}$  is fault-tolerant if it consists entirely of gadgets that obey the above properties.

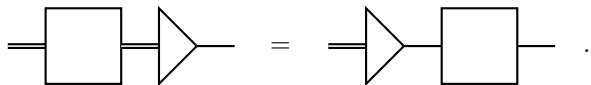
Having defined the properties of individual gadgets, we now analyze the effective noise strength of the encoded circuit. This relies on grouping the gadgets into *extended rectangles*.

**Definition 8** (Extended rectangles). For every location in the logical circuit  $Q$ , we define the corresponding rectangle (Rec) in the encoded circuit  $\mathcal{E}(Q)$  to consist of the specific gadget followed by error correction. An extended rectangle (exRec) is defined as a rectangle along with the EC gadgets immediately preceding it. For example, the extended rectangle of a two-qudit gate consists of two leading EC gadgets, the two-qudit gate gadget, and two trailing EC gadgets.

The extended rectangles allow us to rescale the noise under the error-correcting encoding. Specifically, the leading EC gadgets ensure that the input to encoded operations reside in a subspace with bounded errors while the trailing EC-gadgets ensure that the output is error-corrected before passing to the next step. We define:

**Definition 9** (Goodness and Correctness). An exRec is good if the total number of faults occurring within it is no more than the code's correctable number of errors  $t_{\text{EC}}$ . Otherwise, it is bad.

An exRec is correct if it performs the intended ideal operations on the encoded qudits, i.e. if an ideal decoder can be commuted through the rectangle:



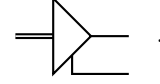
$$\text{---} \begin{array}{|c|} \hline \text{ } \\ \hline \end{array} \triangle = \triangle \begin{array}{|c|} \hline \text{ } \\ \hline \end{array} \text{---}$$

For the structure layer, we use the modified notion of goodness (unhealthy input counts as bad) from Def. 6.

One may check the following lemma for each possible gadget by using the correctness and propagation properties to commute the decoder through the respective rectangles.

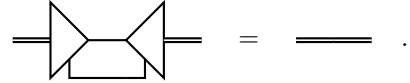
**Lemma 5.** If the gadgets in an encoded circuit all adhere to the fault-tolerance conditions from Def. 7, then goodness of exRecs implies correctness of the contained Rec.

It follows that if all exRecs in an encoded circuit are good then it produces the same output as the ideal logical circuit. For analyzing noise instances in which some exRecs are bad, we imagine that the decoder stores the syndromes of the measured check operators in a separate wire. This defines a unitary decoder (\*-decoder)



We extend the definitions of the fault-tolerance conditions and of good and correct exRecs to include the \*-decoder.

Since the \*-decoder is unitary, it has an inverse with which it can be inserted as identity at each step of the circuit:



$$\triangle \triangle = \text{---}$$

Thus, we can move the decoder from output to input through an entire circuit that may contain both good and bad exRecs. For a good exRec, the corresponding Rec implements the ideal logical location (up to an operation acting only on the syndrome register carried by the \*-decoder), whereas a bad exRec is treated as a single effective fault at the encoded level.

We now sketch how exRecs rescale local noise strength  $\eta$  (as defined in the main text) under one level of encoding, following [25]. For any set  $I_r$  of  $r$  locations inside an exRec, local noise implies that the sum of all fault-path operators with faults at all locations in  $I_r$  has operator norm at most  $\eta^r$ . Let  $F^{(t_{\text{EC}}+1)}$  denote the sum of all fault-path contributions in the exRec with at least  $t_{\text{EC}} + 1$  faults (i.e., the bad part of the exRec). Carefully counting all relevant fault paths with the inclusion-exclusion principle, one obtains a bound of the form  $\|F^{(t_{\text{EC}}+1)}\| \leq A \eta^{t_{\text{EC}}+1}$ , where  $A$  is a combinatorial constant depending only on the maximal number of locations within an exRec and not on the simulated circuit.

Thus, a level-1 exRec simulates the ideal logical location with an effective encoded noise strength that is upper-bounded by  $A \eta^{t_{\text{EC}}+1}$ . It follows that repeated application of the fault-tolerant encoding scheme (concatenation) for  $k$  levels decreases the logical noise strength superexponentially to  $\eta_{\text{log}} \leq \eta_{\text{th}} (\eta / \eta_{\text{th}})^{(t_{\text{EC}}+1)^k}$  whenever the physical noise strength  $\eta$  is below a constant threshold  $\eta_{\text{th}} = A^{-1/t_{\text{EC}}}$ . For an ideal circuit of depth  $D$  on  $N$  qubits, the norm of the sum of all bad fault-path contributions is bounded by  $\mathcal{O}(ND \eta^{(k)})$ , which upper-bounds the simulation error (in trace distance, hence also in total variation distance on measurement outcomes). Choosing  $k = \mathcal{O}(\log \log (ND/\delta))$  achieves logical accuracy  $\delta$  with polylogarithmic overhead, proving Lem. 2.