

The strangest non-strange meson is not so strange: Phase shift analysis reveals the geometric origin of the $f_0(500)$ residue phase

S. Ceci,^{1,*} R. Omerović,² H. Osmanović,² M. Uroić,¹ M. Vukšić,³ and B. Zauner⁴

¹*Rudjer Bošković Institute, Bijenička 54, HR-10000 Zagreb, Croatia*

²*University of Tuzla, Urfeta Vejzagića 4, 75000 Tuzla, Bosnia and Herzegovina*

³*University of Oxford, Oxford OX1 2JD, United Kingdom*

⁴*Institute for Medical Research and Occupational Health, Ksaverska 2, HR-10000 Zagreb, Croatia*

(Dated: January 29, 2026)

The $f_0(500)$ meson is often labeled a “non-Breit-Wigner” resonance due to the large background phase required for its description. By fitting elastic phase shifts of the $f_0(500)$, $\rho(770)$, and $\Delta(1232)$, we extract the effective background phase ϕ_B and uncover an empirical regularity within our formalism: ϕ_B is equal to the angle subtended by the pole and the threshold ϕ_0 . This implies the residue phase is geometrically constrained to be $\theta \approx 2\phi_0$. The anomalous nature of the $f_0(500)$ thus arises from the proximity of its pole to the $\pi\pi$ threshold. A unified scaling relation confirms the $f_0(500)$ behaves as a standard Breit-Wigner resonance.

PACS numbers: 14.40.Be, 14.20.Gk, 11.55.Bq

Keywords: Light non-strange mesons, Nucleon resonances, Analytic properties of S matrix

A resonance is defined as a simple pole of the scattering amplitude in the specific complex-energy region known as the non-physical Riemann sheet [1]. The real and the imaginary part of the pole’s position are directly related to resonant mass and width, while the magnitude of the pole’s residue is traditionally associated with the branching fraction [2]. The physical meaning of the fourth parameter, the residue’s phase, is still not clear. Recently, it was shown that the residue phase of the lightest resonances is dictated by a geometric identity [3–5]. In this work, we use this constraint to understand the nature of $f_0(500)$.

The scattering amplitude is dominated by a resonant pole close to the physical region, i.e., the real-axis of the complex-energy plane above the threshold. It is common to divide such amplitude into two parts: a large resonant term, and a non-resonant background. The resonant part of the amplitude may have resonant parameters in a simple Breit-Wigner [6–13] or in some more advanced form. Those more advanced forms go from energy-dependent resonant widths [14–16] to highly intricate models that incorporate analyticity and unitarity of the scattering matrix [17–20]. The resonant parameters are then extracted from the amplitude using analytic continuation and other advanced mathematical methods [21–23].

Regarding the background, the quantum theory of potential scattering suggests that it stems from the long-range interaction [9]. In excited-nucleon physics, the background amplitude includes various analytic features of the scattering model such as the left-hand cut and the tails of more distant resonances [10]. It is sometimes assumed that the background will be small for a resonance sufficiently close to the threshold (see, e.g., Ref. [11]).

In this Letter we use the formalism from Ref. [5] on the

$f_0(500)$ meson and few other nearly-elastic resonances to show exactly the opposite is the case: the closer the resonance is to the threshold, the larger the background. We show that due to the unitarity of scattering amplitude, this large background means the residue’s phase will also be large. Such a large phase seemingly indicate that it indeed is a non-Breit-Wigner resonance (Type Ib in Ref. [5] notation). However, we show here that it is almost perfect Breit-Wigner resonance (Type Ia) which is very close to the threshold.

We adopt the T-matrix parametrization from Ref. [5], which is valid in the proximity of the resonance pole

$$T = x e^{i(\phi_R + \phi_B)} \sin(\phi_R + \phi_0). \quad (1)$$

Here, the resonant part of the amplitude’s complex phase is given by

$$\phi_R = \arctan \frac{\Gamma/2}{M - E}, \quad (2)$$

with $M - i\Gamma/2$ being the pole position. Furthermore, x is the branching fraction, and ϕ_B and ϕ_0 are parameters of the model.

We would like to study elastic resonances, which means our T-matrix is scalar. Imposing S-matrix unitarity then simply means $\text{Im } T = |T|^2$, since S-matrix is defined by $S = 1 + 2iT$. Trivial solution to this is $x = 0$, while non-trivial demands $x = 1$ and $\phi_B = \phi_0$. This is important because ϕ_0 is not free nor independent parameter in the model of Ref. [5], but it is defined as the angle subtended by the pole and the real axis as seen from the threshold energy E_0

$$\phi_0 = -\arctan \frac{\Gamma/2}{M - E_0}. \quad (3)$$

It is noteworthy that ϕ_0 is a negative angle, and such that if it is equal to ϕ_B , it will make total complex phase

*Electronic address: sasa.cecii@irb.hr

of the amplitude

$$\phi = \phi_R + \phi_B \quad (4)$$

equal to zero at the threshold.

We test this model assumptions on elastic resonances $f_0(500)$ and $\Delta(1232)$, using $\pi\pi$ and πN scattering phase shifts, respectively, because δ is for them the same as our ϕ . However, when adding nearly elastic nucleon resonances $N(1520)$ (with $x \approx 60\%$) and $N(1680)$ (with $x \approx 65\%$) into analysis, we will assume x is the only thing that changes if additional channels are open, but instead of phase shift δ , in that case we use phase of the scattering amplitude ϕ , i.e. $\arg T$. But before drawing any firm conclusions, we need to test this simple model against the data.

To see whether ϕ_B is indeed equal to ϕ_0 for elastic resonances, we fit Eq. (4) to the available phase shift (Fig. 1) or partial wave (Fig. 2) data. The key assumption of this model, that ϕ_B is constant, will be satisfied in the close neighborhood of the resonance only. But if we are too close, the extracted resonance parameters will be unreliable. Therefore, we devise a fitting strategy to isolate the energy window dominated by the pole, where the constant background approximation remains valid. A broad range is chosen around every resonance (typically $M \pm \Gamma/2$, but also much broader if the data are smooth, as in the case of $\rho(770)$) and all the data points in it are fitted. Then we drop the end-point data that can be identified as belonging to the nearby resonances or in other way drastically depart from the fitted curve (as in the case of sharp incline of the phase shift due to emerging $f_0(980)$). Since we are most interested in extracting the background phase, not other resonance parameters, we remove data points from fit if the fitted masses and widths start departing too much from the *Particle Data Group* (PDG) estimates [2] which would indicate we are fitting to the data outside of the single-pole dominated region, contaminated by the other resonances.

It is important to note that we are not proposing a novel method for the extraction of resonant masses and widths, but trying to get the estimate of a single model parameter, the background phase ϕ_B , as good as possible.

We begin by fitting our model to the $\pi\pi$ elastic S_1 wave phase shifts from Protopopescu [26] and to a data compilation by Ishida [27]. These are the standard benchmark data where $f_0(500)$ lurks. Since Ishida does not report any errors, we varied error values in the range from 2° to 12° , yet all the fit results turned out to be roughly the same. We have chosen 4° for all data points, since this value is used in Protopopescu paper. The fit results are shown in the upper panel of Fig. 1. It illustrates nicely why it has been extremely difficult even to infer the existence of $f_0(500)$, let alone to determine its properties.

We assess the quality of our fits using the reduced chi-squared statistic (χ_R^2). However, we note that phase shifts are derived quantities rather than direct experimental observables, and their uncertainties often lack full covariance information or are estimated (e.g., the uniform

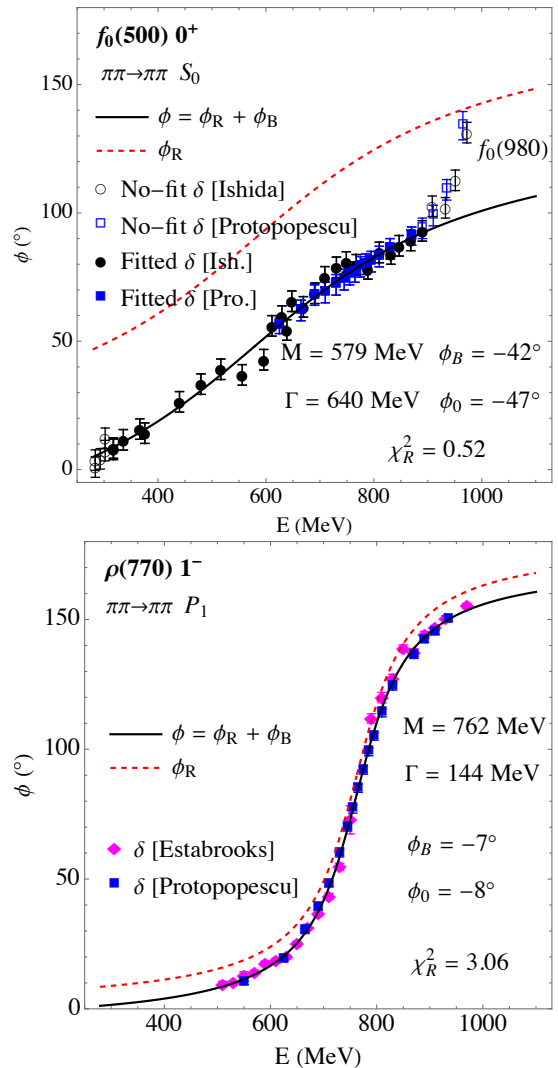


FIG. 1: Partial fits of our model to the meson phase shift data. The $\pi\pi$ elastic phase shifts are from Protopopescu [26] (blue squares), Ishida [27] (black disks), and Estabrooks [28] (magenta diamonds). The black solid line is the full phase ϕ , red dashed line is resonant phase, and background phase ϕ_B is the constant difference between the two lines.

4° error assigned to Ishida data). Consequently, while it allows for comparison between different parameterizations, its absolute value should not be interpreted strictly as a goodness-of-fit test in the standard statistical sense.

The solid black line in Fig. 1 is our full fit. The red dashed line shows the resonant part only. The distance between the two is the background ϕ_B . Clearly, the background is exceptionally large for $f_0(500)$. Its fitted value is -42° . We compare it to ϕ_0 calculated using Eq. (3) from the fitted values of M , Γ , and the threshold energy $E_0 = 279$ MeV, which gives very close result of -47° . Our mass of 579 MeV is a bit larger than the PDG estimate (400-550 MeV), but both Ishida and Protopopescu report even larger masses. Our width is 640 MeV, which falls into the PDG region of 400-700 MeV.

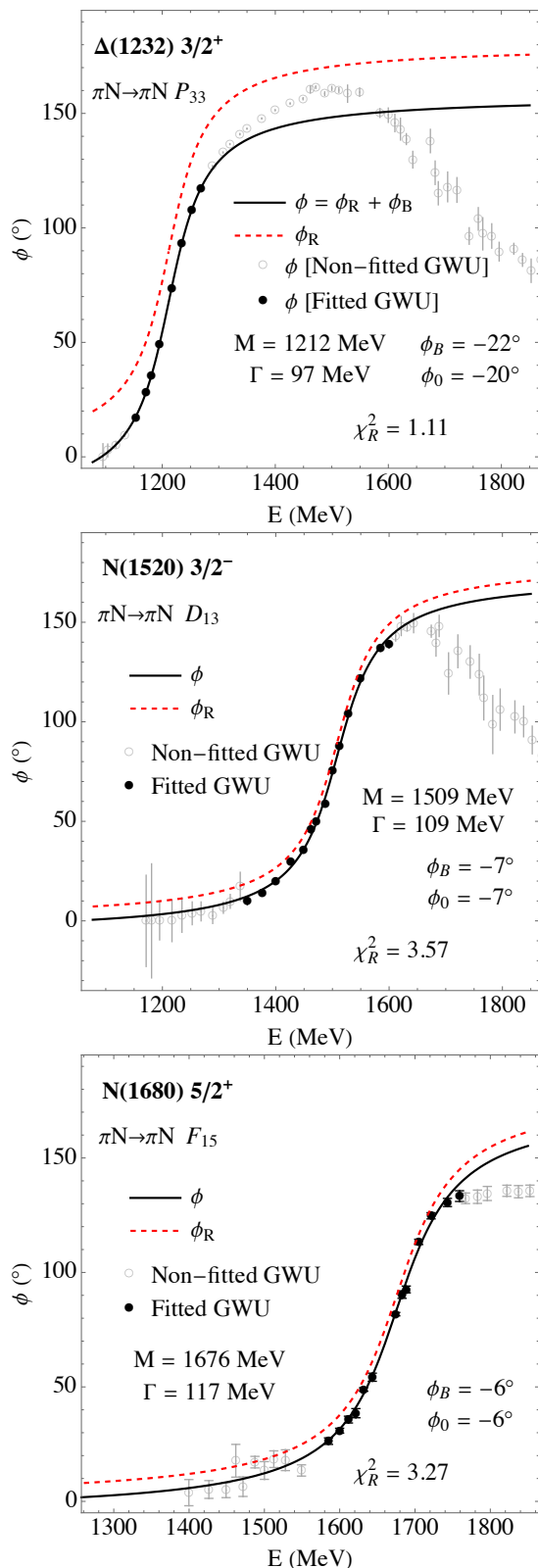


FIG. 2: Partial fits of our model to the data. The phase of the scattering amplitude calculated from the GWU partial-wave single-energy solutions for the πN elastic scattering [24, 25]. The black solid line is the full phase ϕ , red dashed line is resonant phase, and background phase ϕ_B is the constant difference between the two lines. Fits are done in the proximity of the resonant pole, yet the agreement is excellent even with the non-fitted data towards the threshold.

To test our hypothesis against a heavier resonance, we fit the P_1 phase shift of the same, $\pi\pi$ elastic scattering amplitude. There we find another elastic resonance, the $\rho(770)$. Results are shown in the lower panel of Fig. 1. We see that the background of this resonance, which is situated farther from the threshold, is much smaller than the one for $f_0(500)$. Moreover, its value of -7° is almost the same as ϕ_0 's value of -8° .

These were the meson resonances; what about the baryons? To study them, we start with the lowest-mass excited nucleon, the elastic pion-nucleon resonance $\Delta(1232)$. We calculate the phase shifts from the single-energy solutions for the πN elastic partial-wave amplitudes done by the *George Washington University* (GWU) group [24, 25]. The background turns out to be rather large. The value of ϕ_B is -22° and the calculated ϕ_0 differs from the background by just 2° . The fit is shown in the uppermost panel of Fig. 2.

There are no other elastic resonances in πN scattering, but there are some that decay strongly to the elastic channel. The two most prominent ones are $N(1520)$ and $N(1680)$ with the πN branching fractions in the range of 55-65% and 60-70%, respectively. We tested them against our model as well, and the results are conclusive. The backgrounds are equal to calculated ϕ_0 s, and become smaller as the resonances are farther from the threshold. The fits are shown in the middle and the bottom of Fig. 2. All the results are gathered in Table I.

TABLE I: Fit result for mass, width, and the background phase. Masses and widths are compared to their PDG estimates [2], while $2\phi_B$ is compared to the elastic residue phase θ (PDG [2] for baryons, and Ref. [30] for mesons). Our key result is that phase $2\phi_0$, calculated using Eq. (3) from our fit results for masses and widths, is close to the $2\phi_B$.

Resonance	M (MeV)	Γ (MeV)	$2\phi_B$ ($^\circ$)	$2\phi_0$ ($^\circ$)
$f_0(500) 0^+$	578 ± 15	636 ± 12	-84 ± 4	-94 ± 4
Refs. [2, 30]	400-550	400-800	-74.5 ± 3	
$\rho(770) 1^-$	762 ± 1	144 ± 2	-15 ± 1	-17.0 ± 0.3
Refs. [2, 30]	763 ± 2	145 ± 3	-5.2 ± 1.2	
$\Delta(1232) \frac{3}{2}^+$	1212 ± 1	97 ± 1	-44 ± 1	-40 ± 1
Ref. [2]	1210 ± 1	100 ± 2	$-46 \pm \frac{1}{2}$	
$N(1520) \frac{3}{2}^-$	1508 ± 1	110 ± 2	-13 ± 2	-14 ± 2
Ref. [2]	1510 ± 5	$110 \pm \frac{10}{5}$	-10 ± 5	
$N(1680) \frac{5}{2}^+$	1676 ± 3	117 ± 4	-12 ± 4	-11 ± 4
Ref. [2]	$1675 \pm \frac{5}{10}$	$120 \pm \frac{15}{10}$	-20 ± 10	

These results corroborated our main assumption: the background is smaller the farther we are from the threshold. The reason is that the resonant phase shift goes through 90° at the resonance mass and the full phase shift is zero at the threshold. It would be interesting to test this finding on similar elastic resonances in other fields of study. But here, we focus on another resonant property that seems to be closely connected to the background phase—the elastic residue's phase θ —which is, in

our model for elastic resonances, equal to two times the background.

In that sense, we would predict that the elastic residue phase of $f_0(500)$ is rather large and that it has a value of roughly $-84^\circ \pm 4^\circ$, keeping in mind that the error analysis is done on the non experimental data. Another prediction within the same model is that the θ of $\rho(770)$ is $-15^\circ \pm 1^\circ$.

We must note here that the PDG estimates of θ may be tricky, because the residue phase is notoriously hard to extract properly. To make more sense out of it, we explicitly write the phases from the most important analyses here. For $N(1520)$, the values of θ that PDG uses for the average are $-12^\circ \pm 5^\circ$ [17], $-15^\circ \pm 2^\circ$ [22], and $-14^\circ \pm 3^\circ$ [20]. We see that our result of $-13^\circ \pm 2$ fits perfectly. For $N(1680)$, the PDG values are widely scattered: $-25^\circ \pm 5^\circ$ [17], $-16^\circ \pm 2^\circ$ [22], and $+5^\circ \pm 10^\circ$ [20]. Our model could be of help in such situations, since our result of $-12^\circ \pm 4^\circ$ points towards one of those phases.

We find useful to show a combined plot of all our results in Fig. 3 to illustrate the main finding of this Letter: the geometrical relation between the background, and resonant masses and widths. The x -axis of this plot shows how far the resonant mass M is from the threshold. In this way we can show both meson and baryon resonances on the same plot. The y -axis shows the resonance half-width $\Gamma/2$. For each resonance we put “*” at the position of its fitted values. To check the self-consistency of our model, we use the fitted mass and background phase and calculate what would be the half-width value assuming fitted ϕ_B is ϕ_0 . For this, we use the inverse of Eq. (3). Then we plot “+” at the position of the fitted mass and the newly calculated half-width. If our model makes sense, the plus sign and the asterisk should be reasonably close.

As can be seen from Fig. 3, that is consistent even for $f_0(500)$, while for all other resonances the two symbols are almost indistinguishable.

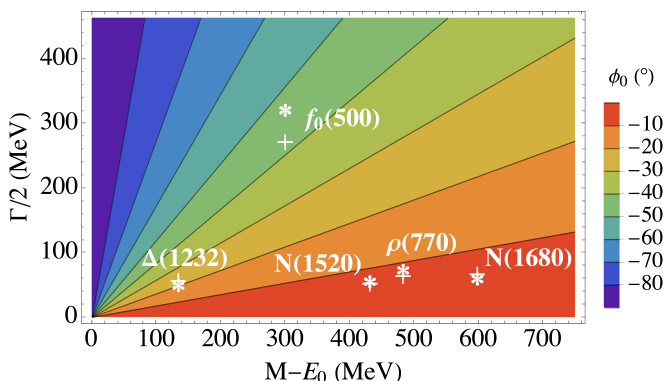


FIG. 3: The self-consistency plot. Each “*” is at the position of the fitted M and Γ , while for each “+” we calculate Γ using Eq. (3) from fitted values of ϕ_B and M (with $\phi_0 = \phi_B$).

The classification of the $f_0(500)$ as a “non-Breit-Wigner” resonance primarily stems from the significant

background phase required to describe its scattering amplitude. In this work, we investigated the physical origin of this phase by fitting the elastic phase shifts of the $f_0(500)$, $\rho(770)$, and $\Delta(1232)$ resonances. We demonstrated that this background is neither arbitrary nor indicative of exotic non-resonant dynamics. Instead, the extracted background phase ϕ_B consistently matches the geometric angle ϕ_0 defined by the pole’s position relative to the threshold. This empirical finding suggests that the residue phase θ is constrained by unitarity and threshold geometry to be approximately $2\phi_0$.

The $f_0(500)$ represents an extreme case of this regularity. Because its pole lies deep in the complex plane, and near the $\pi\pi$ threshold, the geometric angle is naturally large ($\phi_0 \approx -45^\circ$), necessitating a large residue phase ($\theta \approx -90^\circ$). This behavior is visually confirmed by our self-consistency plot. Consequently, the “strangest non-strange meson” is revealed to be a standard Breit-Wigner resonance, a Type Ia in the language of Ref. [5], just a very broad one, and very close to the threshold.

One last thing that needs to be addressed. In Ref. [5], ground state resonances with unusually large negative residue phases are classified as Type Ib. One such case is the Roper resonance, $N(1440)$, with the πN elastic residue phase of $-90^\circ \pm 10^\circ$. Could it be that $f_0(500)$ is also a such resonance, because our result ($2\phi_B$) for it is $-84^\circ \pm 4^\circ$, which is almost the same as the Roper resonance phase? At first glance, this does not appear to be the case. Namely, the Type Ib resonance in Ref. [5] must not only be very large and negative, but it also must fail to satisfy the relation $\theta = \phi_0 + \phi_B$, where

$$\phi_B = -\arctan \frac{M_{BW} - M}{\Gamma/2}. \quad (5)$$

Using PDG estimate for $f_0(500)$ of 600 ± 200 MeV, we get the residue phase equal to $-79^\circ \pm 39^\circ$. Despite the large uncertainties, this is numerically almost exactly our result as well as the measured value as seen in Table I. However, that is still not the whole story. Our main result is that ϕ_B must also be reasonably close to ϕ_0 . In this simple average, that has not been the case: $\phi_0 = -55^\circ \pm 13^\circ$ while $\phi_B = -24^\circ \pm 37^\circ$. It could be manifestation of some phenomena specific for the $\pi\pi$ scattering amplitude, our guess would be the Adler zero or, which large error suggests, we should not use simple average. We suggest further detailed research using this approach within each particular phase shift analysis, and the main result of this work is that it makes sense to treat $f_0(500)$ as a “normal” resonance.

In conclusion, while Chiral Perturbation Theory mandates an Adler zero below the threshold forcing a specific momentum dependence, our analysis shows that in the resonance region, the amplitude behaves as if it is governed by a simple pole and a constant background strictly determined by the threshold geometry. This suggests a surprising rigidity in the resonance parameters: the pole position dictates the background phase. All these parameters seem to be different parts of the same story.

The story about the unitary scattering matrix which can, close to the resonance, be approximated by a simple pole plus constant background. Because of the simplicity, there will be just a few parameters, and because of the unitarity, all of them cannot be independent.

Acknowledgments

The authors would like to thank Lothar Tiator, Jovana Nikolov, Krešimir Jakovčić, and late Ante Mimica for

invaluable discussions, comments, and suggestions.

-
- [1] R. H. Dalitz and R. G. Moorhouse, *Proceedings of the Royal Society of London, Series A* **318**, 279 (1970).
 - [2] S. Navas *et al.* [Particle Data Group], “Review of particle physics”, *Phys. Rev. D* **110**, no.3, 030001 (2024) doi:10.1103/PhysRevD.110.030001
 - [3] S. Ceci, M. Korolija, and B. Zauner *Phys. Rev. Lett.* **111**, 112004 (2013).
 - [4] S. Ceci, M. Hadžimehmedović, H. Osmanović, A. Percan, and B. Zauner, *Sci. Rep.* **7**, 45246 (2017).
 - [5] S. Ceci, R. Omerović, H. Osmanović, M. Uroić, and B. Zauner, *Phys. Lett. B* **872** 140136 (2026) doi:10.1016/j.physletb.2025.140136. [arXiv:2511.09199 [hep-ph]].
 - [6] G. Breit and E. Wigner, *Phys. Rev.* **49**, 519 (1936).
 - [7] B. H. Bransden and R. G. Moorhouse, *The Pion-Nucleon System*, pg. 52 (Princeton University Press, 1973).
 - [8] J. M. Blatt and V. F. Weisskopf, *Theoretical Nuclear Physics*, pg. 408 (Springer-Verlag, 1979).
 - [9] A. Böhm, *Quantum Mechanics*, pg. 447 (Springer-Verlag, 1979).
 - [10] G. Höhler, *Landolt-Börnstein: Numerical Data and Functional Relationships in Science and Technology* Group 1, Volume 9, Subvolume b, Part 2, pg. 202, (Springer-Verlag, 1983).
 - [11] J. R. Taylor, *Scattering Theory: The Quantum Theory of Nonrelativistic Collisions*, pgs. 240-244 (John Wiley & Sons, Inc., 1973).
 - [12] M. Maggiore, *A Modern Introduction to Quantum Field Theory*, pg. 165 (Oxford University Press, 2005).
 - [13] P. Atkins and R. Friedman, *Molecular quantum mechanics*, pg. 495 (Oxford University Press, 2005).
 - [14] G. S. Gounaris and J. J. Sakurai *Phys. Rev. Lett.* **21**, 244 (1968).
 - [15] S. M. Flatté, *Phys. Lett.* **B63**, 224 (1976).
 - [16] D. M. Manley and E. M. Saleski, *Phys. Rev. D* **45**, 4002 (1992).
 - [17] R. E. Cutkosky, C. P. Forsyth, R. E. Hendrick, and R. L. Kelly, *Phys. Rev. D* **20**, 2839 (1979).
 - [18] M. Batinić, I. Šlaus, A. Švarc, and B. M. K. Nefkens, *Phys. Rev. C* **51**, 2310 (1995).
 - [19] M. Batinić, S. Ceci, A. Švarc, and B. Zauner, *Phys. Rev. C* **82**, 038203 (2010).
 - [20] V. Sokhoyan *et al.*, *Eur. Phys. J. A* **51**, 95 (2015).
 - [21] S. Ceci, J. Stahov, A. Švarc, S. Watson, and B. Zauner, *Phys. Rev. D* **77**, 116007 (2008).
 - [22] A. Švarc, M. Hadžimehmedović, R. Omerović, H. Osmanović, and J. Stahov, *Phys. Rev. C* **89**, 045205 (2014).
 - [23] J. R. Pelaez, *Phys. Reports* **658** 1 (2016).
 - [24] R. A. Arndt, W. J. Briscoe, I. I. Strakovsky, and R. L. Workman, *Phys. Rev. C* **74** 045205 (2006).
 - [25] SES for πN elastic partial waves and π photoproduction; SAID database: <http://gwdac.phys.gwu.edu/>
 - [26] S. D. Protopopescu *et al.*, *Phys. Rev. D* **7**, 1279 (1973).
 - [27] S. Ishida *et al.*, *Prog. Theor. Phys.* **98** (4), 1005 (1997).
 - [28] P. Estabrooks and A. D. Martin, *Nucl. Phys.* **B79**, 301 (1974).
 - [29] J. Huston, D. Berg, C. Chandlee, S. Cihangir, T. Ferbel, T. Jensen *et al.*, *Phys. Rev. D* **33** 3199 (1986).
 - [30] M. Hoferichter, R. de Elvira, Kubis, U.G. Meißner *Phys. Lett. B* **853** 138698 (2024); the presentation on PWA/ATHOS 2024, pg. 11, https://indico.jlab.org/event/739/contributions/14301/attachments/11087/17022/Talk_hoferichter.pdf, and private correspondence.