

Efficient Multimodal Planning Agent for Visual Question-Answering

Zhuo Chen^{*1} Xinyu Geng^{*} Xinyu Wang[†] Yong Jiang² Zhen Zhang Pengjun Xie² Kewei Tu^{†1}

Abstract

Visual Question-Answering (VQA) is a challenging multimodal task that requires integrating visual and textual information to generate accurate responses. While multimodal Retrieval-Augmented Generation (mRAG) has shown promise in enhancing VQA systems by providing more evidence on both image and text sides, the default procedure that addresses VQA queries, especially the knowledge-intensive ones, often relies on multi-stage pipelines of mRAG with inherent dependencies. To mitigate the inefficiency limitations while maintaining VQA task performance, this paper proposes a method that trains a multimodal planning agent, dynamically decomposing the mRAG pipeline to solve the VQA task. Our method optimizes the trade-off between efficiency and effectiveness by training the agent to intelligently determine the necessity of each mRAG step. In our experiments, the agent can help reduce redundant computations, cutting search time by over 60% compared to existing methods and decreasing costly tool calls. Meanwhile, experiments demonstrate that our method outperforms all baselines, including a Deep Research agent and a carefully designed prompt-based method, on average over six various datasets. Code will be released at <https://github.com>

1. Introduction

Visual Question-Answering (VQA) is a fundamental task in multimodal artificial intelligence that requires the ability to understand and integrate both visual and textual information to produce correct answers (Cheng et al., 2025; Lu et al., 2024b; Bai et al., 2025b). Recent studies have demonstrated advancements in this area, focusing on improving model performance across different types of VQA queries. These include knowledge-intensive questions that require

external factual information (Wen et al., 2024) as well as dynamic queries where answers may change over time (Li et al., 2025). Various methods have been studied to integrate multimodal Retrieval-Augmented Generation (mRAG) to better solve various types of VQA queries. These studies typically enhance the capabilities of models by incorporating retrieved evidence from both visual and textual sources (Chen et al., 2025; Xue et al., 2024; Xenos et al., 2023), and further advance Multimodal Large Language Models’ (MLLMs) potential in real-world applications.

However, a key limitation constrains the practical efficiency and scalability of existing mRAG systems. Current implementations typically employ rigid, multi-stage pipelines, possibly involving image grounding (Adjali et al., 2024), image retrieval (Jian et al., 2024), and query rewriting (potentially using retrieved contexts) (Zhu et al., 2024; Liu & Mozafari, 2024), followed by text passage retrieval (Li et al., 2025; Adjali et al., 2024). Besides, these steps may also exhibit inherent potential dependencies. For instance, effective query rewriting often necessitates prior image retrieval to provide additional information about the image content, while text retrieval has a critical dependency on query rewriting (Ma et al., 2023). These static workflows are inefficient and remain data-agnostic, often lacking dynamic selection mechanisms between processing stages. Also, redundant retrieval steps introduce overly long input length. Consequently, valuable computational resources are expended even when the original input query might be sufficiently answered using readily available cues alone, or when certain steps provide marginal benefit for a relatively simple query.

To mitigate inefficiency without compromising performance, this paper introduces a multimodal planning agent designed to enhance the efficiency of mRAG pipelines in VQA tasks by dynamically adapting to diverse queries. The agent takes necessary steps given a VQA query on a workflow as illustrated in Fig. 1. In general, facing various VQA queries at test time, the agent optimizes computational resource allocation by intelligently omitting redundant operations. Specifically, for queries necessitating external knowledge or specialized tools, the agent strategically decomposes the mRAG workflow, selectively executing only those components essential for generating accurate responses (path 2 or 3), thereby departing from rigid pipeline architectures (path 4). In addition, for simpler queries resolvable via

¹ShanghaiTech University ²Alibaba Tongyi Lab. Correspondence to: Xinyu Wang <wangxinyu.nlp@gmail.com>, Kewei Tu <tukw@shanghaitech.edu.cn>.

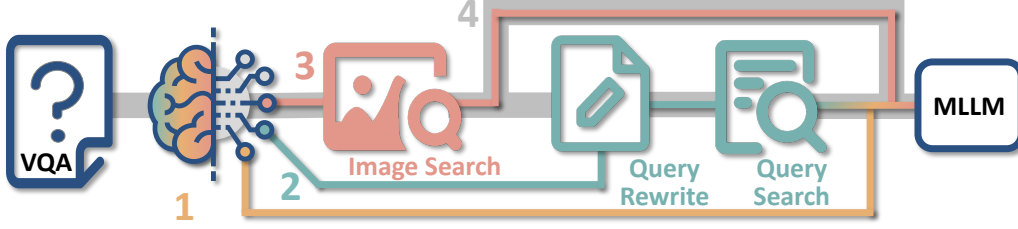


Figure 1. Workflow of our agent on solving VQA with dynamic mRAG strategies. The agent selects a sub-path based on different VQA inputs, which may require *image search*, *query search*, *neither*, or both.

the model’s intrinsic capabilities, the agent learns to bypass extraneous processing steps entirely (path 1).

Through experiments across six diverse VQA datasets, we demonstrate the efficiency and effectiveness of our method. The agent helps achieve substantial gains in inference efficiency compared to a Deep Research agent *WebWatcher* (Geng et al., 2025) and a designed prompt-based method *OmniSearch* (Li et al., 2025). Compared to *WebWatcher*, we achieve better performance with significantly lower tool-call latency, being 3× faster than *WebWatcher*-7B and 4.5× faster than *WebWatcher*-32B. Notably, compared to *OmniSearch*, we reduce the search time by 60%+ on average. Furthermore, this significant efficiency improvement is attained while enhancing the VQA task performance on average over six datasets compared to the default complete mRAG setting and all other baseline methods.

To sum up, our contributions are as follows

1. The paper proposes a multimodal planning agent that dynamically optimizes mRAG pipelines while maintaining VQA performance with higher efficiency.
2. Experimental results across diverse VQA datasets show that the agent significantly reduces search time and costly retrieval operations compared to baseline and reference methods. In addition, we obtain improved performance on average over six test datasets.

2. Method

We propose a method that initially performs data annotation via VQA query decomposition, followed by fine-tuning of an MLLM agent. This section begins by establishing the requisite mathematical notations. Subsequently, we elaborate on the automated annotation process and the procedures for agent training and inference. The fine-tuned agent operates in alignment with the workflow illustrated in Fig. 1.

2.1. Notations

Let $q = (i, t)$ represent a VQA query composed of image input i and a textual question component t , and let a denote the corresponding ground truth answer. In general

VQA tasks, the original textual query t may require reformulation into an optimized query q_g (henceforth may be referred to as gold query) to more accurately characterize the information needs expressed in q . For example, in a situation where the query q asks “When did this sorority established a chapter at American University”, the gold query q_g should be “When was $\langle \text{Name} \rangle$ established at American University?”, and $\langle \text{Name} \rangle$ refers to the actual sorority name in the image. Let k_i denote the set of multimodal contextual elements retrieved using visual input i . Let k_t denote textual contexts obtained through the optimized query q_g . For an MLLM M_θ parameterized by θ , the answer generation process, when relying solely on the MLLM, can be formally characterized by:

$$y_n = M_\theta(y|q) \quad (1)$$

Generation with retrieval information from image retrieval, text retrieval, and both sides can be formulated as:

$$\begin{aligned} y_i &= M_\theta(y|q, k_i) \\ y_t &= M_\theta(y|q, k_t) \\ y_{i,t} &= M_\theta(y|q, k_i, k_t) \end{aligned} \quad (2)$$

2.2. Agent Training Data

Visual Query Decomposition To construct the training data of the agent, given one (q, a) pair as an example, we further expand it into two derived queries q_i and q_g . q_i refers to a *image query* that queries what is in the image (e.g., asking the entity in the image). q_g refers to a *gold query* that combines i and t and more comprehensively describes the required information. Accordingly, we also need the corresponding gold answer for image query q_i and gold query q_g . The answer to q_i is basically the image entity or a detailed description of the image i , and the answer to q_g is a .

This decomposition necessitates the generation of three new components: image query q_i , image entity a_i , and gold query q_g . Due to the large size of the training set, we adopt a strong MLLM to annotate these three components. q_i and a_i are generated conditioned on the original question q and answer a . The gold query is re-written conditioned on q

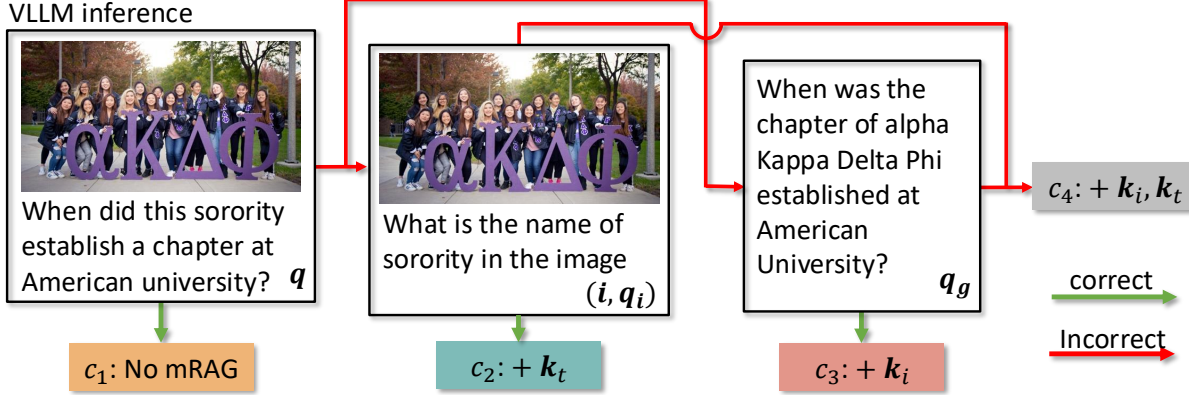


Figure 2. Proposed data annotation method.

and α . Notably, q_g is used during both training and inference. Its generation at inference time requires an alternative annotation procedure that does not rely on the availability of the gold answer α and is defined later. Detailed prompts of these procedures are shown in Sec A.1.

Data Annotation Based on the three queries q , q_i and q_g and their corresponding answers, we consider partitioning q into four categories c_1 – c_4 , as illustrated in Fig. 2:

- c_1 . No mRAG is needed, if $M_\theta(y|q)$ is correct.
- c_2 . More contexts k_t related to the textual input are needed, if $M_\theta(y|q)$ is incorrect but $M_\theta(y|i, q_i)$ is correct.
- c_3 . More contexts k_i related to the visual input are needed, if $M_\theta(y|q)$ is incorrect but $M_\theta(y|q_g)$ is correct.
- c_4 . Both k_i and k_t are needed, if all $M_\theta(y|q)$, $M_\theta(y|q_i)$ and $M_\theta(y|q_g)$ are incorrect.

Strictly speaking, the model may incorrectly answer q while correctly answering q_i and q_g . These cases were rare in our experiments, and we excluded them from training as they conflict with conventional logic (if a model successfully recognizes the image and correctly answers the gold query, it should be sufficient to answer the original query).

2.3. Agent Training and Inference

Training For VQA query $q = (i, t)$, with its category label c properly annotated according to the previous section, we can fine-tune¹ the MLLM M_θ to operate like an agent. θ is optimized w.r.t. minimizing

$$J(\theta) = - \sum_{q \in \mathcal{D}} \log P_\theta(c|q, T) \quad (3)$$

¹This paper considers the setting where the agent model to be trained is the same as the one used for data annotation, thereby we can choose open-source models.

where $P_\theta(a|b)$ stands for the probability model parameterized by θ predicting on a given input b . Denote the optimized parameters by θ^* . T refers to prompts towards predicting category c . Detailed form of T is shown in Sec. A.2. \mathcal{D} stands for the training set.

Inference With optimized θ^* , the agent selects one of the four categories defined in Sec. 2.2 with prompt T , operating as an agent adhering to the workflow depicted in Fig. 1. It is worth noting that gold queries q_g are usually missing at inference time. Thus, it becomes difficult to retrieve k_t if the agent predicts category c_2 or c_4 . Here we provide a specific formulation of q_g at inference time and the following inference process with task model M_ϕ (ϕ can be either θ or other open/closed-source models). Given a VQA query q and prompt T , if the agent predicts to adopt:

- c_1 . No mRAG, generating a gold query is unnecessary. Downstream task models M_ϕ directly run inference on q : $M_\phi(y|q)$.
- c_2 . More contexts k_t , the gold query q_g is rewritten given the original VQA query q by an MLLM². Contexts k_t are retrieved using q_g . The inference is defined as $M_\phi(y|q, k_t)$.
- c_3 . More contexts k_i , generating a gold query is unnecessary, and only k_i will be supplemented in the following inference process: $M_\phi(y|q, k_i)$.
- c_4 . Both k_t and k_i , k_i will be first retrieved using image i . Following that, k_i and the original VQA query q are used to rewrite³ the gold query q_g . The inference is defined as $M_\phi(y|q, k_i, k_t)$.

²Refer to Sec. A.1 for detailed prompt to obtain q_g . In this paper, we employ a fixed query rewriting model across all experimental settings to ensure methodological consistency.

³Refer to Sec. A.1 for prompt to obtain q_g when k_i is available.

Table 1. Statistics of the training dataset.

Training Data Source	Quantity
InfoSeek	53,999
VQAv2.0	53,180
Wanwu	66,076
Total (Raw)	173255
<i>Final Training Set (by Category)</i>	
No mRAG	30,000
Image mRAG	8806
Query mRAG	30,000
Both mRAG	30,000
Total (Final)	98806

3. Experiment

3.1. Setup

Training Setting When constructing the training set according to Sec. 2.2, we experiment with Qwen2.5-VL-7B-Inst (Bai et al., 2025a) as M_θ . Qwen-Max (Team, 2024) is prompted to evaluate the correctness of the responses. Qwen2.5-VL-72B (Bai et al., 2025a) is used to perform query rewriting and generate gold query q_g , image query q_i and the answer a_i to q_i . We apply LoRA (Hu et al., 2021) and full fine-tuning to train the agent and find that LoRA with rank 32 works fairly well compared to full fine-tuning. In the subsequent sections, we default to showing the results of training using LoRA. The result of full fine-tuning is also reported in Sec. A.7. Refer to Sec. A.3 for detailed hyperparameter and training cost.

Training Data We adopt InfoSeek (Chen et al., 2023) and VQAv2.0 (Goyal et al., 2017), following Chen et al. (2025), as source datasets to construct the training set. Additionally, we introduce WanWu, a Chinese VQA dataset covering news figures, events, animals, and plant-related questions. WanWu is also incorporated as a source training set. We report detailed statistics of training data in Table 1.

Test Data The proposed agent is designed to address diverse types of VQA queries, including knowledge-intensive ones, queries with static or dynamic knowledge, etc. To validate its performance, we evaluate our method across the following six test datasets with varying characteristics. All test datasets are completely isolated from the training sets. The specific quantities and properties of each dataset are summarized in Table 2.

Dyn-VQA (ch/en) is introduced by Li et al. (2025) with Chinese and English versions. It comprises three distinct question categories: (1) questions with time-sensitive answers, (2) questions demanding multi-modal knowledge, and (3) multi-hop reasoning questions. Due to its complexity, this dataset serves as a challenging benchmark in our evaluation. We generate the gold query g according to the procedure stated in Sec. 2.3 instead of the provided ones.

Table 2. Test data property illustration of quantity and whether mRAG is helpful.

Test Data	Quantity	mRAG Effect
Life VQA	149	High
Private VQA	500	Medium
Dyn-VQA ch	737	High
Dyn-VQA en	715	High
NoCaps	500	Low
Visual7W	574	Low
Mix	600	Mixed

Life VQA is introduced by Chen et al. (2025), consisting of real-world visual questions curated from daily life scenarios, specifically targeting cases where existing MLLMs exhibit poorly.

Private VQA constitutes an internal collection encompassing diverse categories such as fauna, flora, architectural structures, and geographical settings. The intricate background compositions and frequent multi-object scenarios present in this dataset establish it as a significant benchmark for evaluating sophisticated visual comprehension and reasoning capabilities.

NoCaps (Agrawal et al., 2019) is built upon the Open Images dataset (Krasin et al., 2017), evaluates open-domain image captioning performance across diverse object categories and scene types. For our experiments, we utilize a randomly selected subset of 500 instances.

Visual7W (Zhu et al., 2016), derived from MS COCO images (Lin et al., 2014), presents question-answer pairs spanning seven fundamental interrogative types (who, what, when, where, how, why, and which). This benchmark comprehensively assesses both basic visual recognition and advanced contextual reasoning capabilities.

Mix dataset contains 100 random samples from each source test dataset, combining their distinct features to simulate real-world conditions. The effect of applying mRAG on this dataset becomes mixed and unpredictable because it contains various types of VQA queries.

3.2. Main Results

In this section, we present the result where we adopt Qwen2.5-VL-7B-Inst as the task model. Besides the officially released instructed version, we also experiment with Qwen2.5-VL-7B parameterized by θ^* (i.e., the fine-tuned agent itself is applied to VQA tasks). We present the results of more MLLMs serving as task models in Sec. 4.3.

We report the task performance and ratios of each retrieval type in Table 3. Scores shown in the table (except for the % ones) are LLM evaluation scores, ranging from 0 to

Table 3. Main result on fine-tuned Qwen2.5-VL-7B serving as mRAG planning agent. **Qwen2.5** refers to the officially released Qwen2.5-VL-7B-Inst as the VQA solver and its fine-tuned version serving as the mRAG planning agent. ***-Agent** stands for the result where the fine-tuned agent itself is also used to infer VQA queries. **No mRAG** refers to the setting where MLLM does not rely on any form of RAG. **Pt.-based** refers to the prompt-based baseline methods where the original Qwen2.5-VL-7B-Inst is prompted to output one of the mRAG types defined in Sec. 2.2. $+k_*$ columns stand for the performances when universally adopting the corresponding mRAG on all examples.

Metric: LLM Eval.		No mRAG	$+k_i$	$+k_t$	$+k_{i,t}$	Pt.- based	% No	% $+k_i$	% $+k_t$	% $+k_{i,t}$	Ours	% No	% $+k_i$	% $+k_t$	% $+k_{i,t}$
Life VQA	Qwen2.5	59.19	75.40	55.23	74.05	59.19	99.3	0.7	0.0	0.0	71.81	8.1	22.8	38.3	30.9
	*-Agent	57.85	70.91	49.66	70.74	57.85	99.3	0.7	0.0	0.0	67.56	8.1	22.8	38.3	30.9
Private VQA	Qwen2.5	50.46	59.78	48.98	57.74	50.90	97.2	2.8	0.0	0.0	56.40	5.6	18.6	39.4	36.4
	*-Agent	50.42	55.30	46.31	55.24	50.44	97.2	2.8	0.0	0.0	54.86	5.6	18.6	39.4	36.4
Dyn-VQA (ch)	Qwen2.5	43.73	47.12	50.80	57.58	44.45	80.1	19.9	0.0	0.0	55.51	1.6	13.0	56.0	29.3
	*-Agent	42.40	41.78	47.15	56.45	43.24	80.1	19.9	0.0	0.0	52.29	1.6	13.0	56.0	29.3
Dyn-VQA (en)	Qwen2.5	49.53	50.10	52.39	56.34	49.04	69.1	30.3	0.6	0.0	56.48	14.1	3.4	62.2	20.3
	*-Agent	44.71	42.29	51.34	53.27	43.92	69.1	30.3	0.6	0.0	53.79	14.1	3.4	62.2	20.3
Visual7W	Qwen2.5	75.72	70.88	67.42	65.24	75.43	97.6	2.4	0.0	0.0	71.38	60.1	1.4	30.8	7.7
	*-Agent	75.47	65.26	60.96	59.97	75.19	97.6	2.4	0.0	0.0	70.42	60.1	1.4	30.8	7.7
NoCaps	Qwen2.5	80.44	77.30	80.70	76.60	80.30	98.6	0.4	0.0	1.0	80.36	58.8	0.0	40.4	0.8
	*-Agent	79.44	72.80	78.66	68.28	79.40	98.6	0.4	0.0	1.0	78.86	58.8	0.0	40.4	0.8
Mix	Qwen2.5	58.81	62.79	58.51	64.41	58.68	89.0	10.8	0.0	0.2	64.93	24.8	9.5	43.3	22.3
	*-Agent	56.53	58.23	54.41	60.93	57.08	89.0	10.8	0.0	0.2	62.76	24.8	9.5	43.3	22.3
Avg.	Qwen2.5	59.85	63.43	59.25	64.59	59.89	90.3	9.4	0.1	0.2	65.32	24.7	9.9	44.5	20.9
	*-Agent	58.38	58.06	55.68	60.66	58.34	90.3	9.4	0.1	0.2	62.96	24.7	9.9	44.5	20.9

100. Higher scores refer to higher performances. We also report the performance evaluated with a static metric, token accuracy, in Sec. A.8. % columns represent the proportion of the agent’s predictions corresponding to each mRAG type. For instance, the notation % $+k_i$ indicates the ratio of scenarios where the agent’s decision exclusively adopts image retrieval.

First, the results in the **Mix** row, which considers all kinds of VQA queries and simulates a real situation, show that with the mRAG planning agent, our methods outperform all other baseline settings. Notably, while the $+k_{i,t}$ configuration establishes a remarkably strong baseline at the cost of computational efficiency, our proposed method consistently surpasses its performance both on the **Mix** dataset and in terms of unweighted average (**Avg.**) metrics.

Second, as shown by the % columns, our planning agent dynamically predicts the retrieval type regarding different datasets. For example, the agent predicts not to adopt mRAG (~60%) on Nocaps and Visual7W datasets, where the queries tend to be solvable using MLLM only. Also, compared to the **Prompt-based** baseline, where the model is overly confident in adopting mRAG, our agent performs better at utilizing image retrieval and text retrieval tools on other datasets.

Lastly, the result across the first four datasets reveals that one or more of k_i , k_t and $k_{i,t}$ can significantly enhance performance on VQA tasks, indicating that these particular data types benefit more substantially from mRAG. Our method demonstrates that: (1) it achieves performance comparable

to or even surpassing the optimal mRAG configuration. E.g., our method reaches 56.48 on Dyn-VQA (en) data while the $+k_{i,t}$ setting reaches 56.34; (2) it enables more efficient mRAG deployment by eliminating the need for simultaneous searches across both textual and visual content, e.g., we maintain the performance on Private VQA while keeping only 36.4% $+k_{i,t}$ mRAG.

4. Analysis

We compare our method with two preeminent approaches, a Deep Research Visual-Language Agent (*WebWatcher*, Geng et al. 2025) and a designed prompt-based method (*OmniSearch*, Li et al. 2025) on several datasets from the main result section. Subsequently, we investigate the transferability of our agent model by evaluating its performance when applied to other (closed-source) MLLMs. In the last subsection, we present an empirical analysis of the agent’s training dynamics, examining both full fine-tuning and LoRA with rank 8 and 32.

4.1. Compare with Deep Research Agent *WebWatcher*

We compared our planning agent with *WebWatcher* (Geng et al., 2025), with the results presented in Table 4. On the Mix dataset, which simulates a real-world situation, our method (Qwen2.5-VL-7B-Inst with the trained planning agent) outperforms *WebWatcher*. Furthermore, our approach achieves this with significantly lower tool-call latency, being 3× faster than *WebWatcher*-7B and 4.5× faster than *WebWatcher*-32B.

Table 4. Comparison with WebWatcher-7B and 32B on Mix dataset. The latency column shows the total time spent on tool calls. The sum of % columns (of WebWatcher’s) is larger than 100% because WebWatcher solves problems in a multi-round conversational manner, which may invoke multiple tool calls when answering one single VQA query.

	Mix \uparrow	% No mRAG	% + k_i	% + k_t	% + $k_{i,t}$	% Visit	% Code	Avg. # of Rounds	Latency \downarrow
Ours (Q-7B)	64.93	24.8	9.5	43.3	22.3	-	-	1	4058.6
WebWatcher-7B	56.12	1.8	84.8	485.7	-	44.2	6.0	6.6	12907.2
WebWatcher-32B	58.92	0.8	76.0	1143.8	-	49.3	7.8	9.3	18740.5
<i>Tool Latency (s) \pm std</i>		0.0	6.4	1.4	7.8	21.0 \pm 34.1	0.05		

4.2. Compare with OmniSearch

OmniSearch is a strong method with the capability to intelligently invoke tools for solving VQA tasks. This subsection presents a comparative analysis between our method and *OmniSearch*. The comparison encompasses first the VQA performance, and second, the number of tool retrieval operations required, as well as the corresponding execution time when processing the same test set. Tools consist of image-to-image (**i2i**), text-to-text (**t2t**), and text-to-image (**t2i**) search. Search time is calculated by multiplying the average time for each searching tool by the count and taking the sum. Empirical measurements of the average processing duration for i2i, t2t, and t2i retrieval operations through our API endpoints yielded results of 6.4 seconds, 1.4 seconds, and 1.9 seconds, respectively. In our measurements, agent inference takes 1.65 s/sample on a single A100-SXM-80G. Search time and agent inference latency comparison is shown in Table 5. Detailed components of search time are shown in Fig 3.

We did not report the overall end-to-end time because the latency of calling the GPT-4o API is unstable, which obscures the effectiveness. Additionally, when solving a single VQA query, *OmniSearch* makes multiple calls to GPT-4o, whereas our method only requires a single call. Therefore, calculating the end-to-end time would unfairly disadvantage *OmniSearch* compared to our method and would not reflect the more direct efficiency improvements.

The experimental results demonstrate that our method consistently achieves superior performance compared to *OmniSearch*, exhibiting an average reduction of 66.7% in search time during testing. Specifically, on the Dyn-VQA (en) dataset, our method reduces image-to-image search operations by 87.4% and text-to-text search operations by 69.8%, while simultaneously enhancing overall task performance. It is noteworthy that image-to-image search operations represent a significant bottleneck in vision-language agents, contributing substantially to increased latency. In our method, decreased retrieval frequency results in shorter input sequences, which subsequently reduces the computational burden during inference. Considering the agent’s inference time, our method still reduces the time by 52%.

Table 5. Comparison to *OmniSearch*. **Search time** denotes the total search duration (seconds). **Agent infer.** denotes the planning agent’s inference latency.

Base Model: GPT-4o	Search time \downarrow OmniS.	Search time \downarrow Ours	Agent infer. \downarrow Ours	Sum Ours
Life.	1110.8	656.2	245.9	902.1
Private.	4194.6	2290.6	825.0	3115.6
Dyn (ch)	6473.1	2876.0	1216.1	4092.1
Dyn-(en)	11449.4	1907.6	1179.8	3087.3
Avg.	5807.0	1932.6	866.7	2799.3

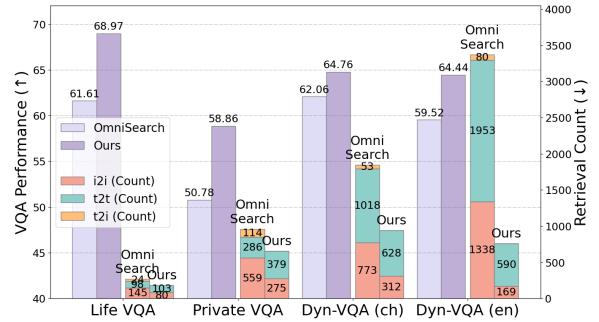


Figure 3. Comparison to *OmniSearch* with performance and detailed retrieval counts. The layered bars show the search counts of each **i2i**, **t2t**, and **t2i** type.

4.3. Agent Applying to More MLLMs

We also apply the fine-tuned agent model across diverse MLLMs: a same-scale 7B model (DeepSeek-VL-Chat; Lu et al. 2024a), two larger-scale variants from the same source (Qwen-VL-Max and Qwen-VL-Max-latest; Bai et al. 2023), and a distinct larger-scale model (GPT-4o; Hurst et al. 2024). The potential for cross-model applicability arises from the observation that the types of external knowledge or tools that could provide relevant information often exhibit some degree of commonality (Chen et al., 2025). This may be partially explained by the fact that modern MLLMs tend to share certain foundational characteristics, including overlapping pretraining corpora (e.g., Qwen-VL and DeepSeek-VL both leverage datasets such as LAION (Schuhmann et al., 2022) and COCO (Lin et al., 2014)), similar visual encoder architectures (primarily variants of CLIP), and textual knowledge derived from large-scale web

Table 6. Result of Qwen2.5-VL-7B serving as mRAG planning agent on other MLLMs. **DS-7B** refers to DeepSeek-VL-Chat-7B. **Q-Max** refers to Qwen-VL-Max stable version and **Q-latest** refers to Qwen-VL-Max latest version released up to August 2025.

Metric: LLM Eval.		No mRAG	+ k_i	+ k_t	+ $k_{i,t}$	Pt.-based	% No	% + k_i	% + k_t	% + $k_{i,t}$	Ours	% No	% + k_i	% + k_t	% + $k_{i,t}$
Life VQA	DS-7B	41.21	46.38	40.54	71.14	41.34	99.3	0.7	0.0	0.0	58.59	8.1	22.8	38.3	30.9
	GPT-4o	63.11	70.72	57.38	71.41	63.11	99.3	0.7	0.0	0.0	68.97	8.1	22.8	38.3	30.9
	Q-Max	59.33	68.81	53.42	71.07	59.19	99.3	0.7	0.0	0.0	69.37	8.1	22.8	38.3	30.9
	Q-latest	62.79	72.01	61.34	73.62	62.79	99.3	0.7	0.0	0.0	75.74	8.1	22.8	38.3	30.9
Private VQA	DS-7B	37.76	48.98	37.52	50.62	38.14	97.2	2.8	0.0	0.0	46.67	5.6	18.6	39.4	36.4
	GPT-4o	57.68	55.60	54.44	61.48	57.70	97.2	2.8	0.0	0.0	58.86	5.6	18.6	39.4	36.4
	Q-Max	51.80	57.33	49.04	57.44	52.44	97.2	2.8	0.0	0.0	56.28	5.6	18.6	39.4	36.4
	Q-latest	55.36	57.86	53.74	59.28	55.36	97.2	2.8	0.0	0.0	59.34	5.6	18.6	39.4	36.4
Dyn-VQA (ch)	DS-7B	35.17	35.83	46.01	55.41	35.21	80.1	19.9	0.0	0.0	49.95	1.6	13.0	56.0	29.3
	GPT-4o	64.13	63.86	59.39	68.93	65.20	80.1	19.9	0.0	0.0	64.76	1.6	13.0	56.0	29.3
	Q-Max	53.55	46.51	54.10	59.93	51.93	80.1	19.9	0.0	0.0	57.18	1.6	13.0	56.0	29.3
	Q-latest	61.49	57.44	58.96	63.15	60.99	80.1	19.9	0.0	0.0	63.22	1.6	13.0	56.0	29.3
Dyn-VQA (en)	DS-7B	37.52	38.86	49.93	54.42	37.99	69.1	30.3	0.6	0.0	50.95	14.1	3.4	62.2	20.3
	GPT-4o	67.65	67.36	59.08	63.36	68.57	69.1	30.3	0.6	0.0	64.44	14.1	3.4	62.2	20.3
	Q-Max	57.68	48.99	55.55	57.57	54.41	69.1	30.3	0.6	0.0	58.78	14.1	3.4	62.2	20.3
	Q-latest	61.44	53.71	59.94	61.47	58.59	69.1	30.3	0.6	0.0	63.80	14.1	3.4	62.2	20.3
Visual7W	DS-7B	76.63	70.23	57.80	64.18	76.30	97.6	2.4	0.0	0.0	69.52	60.1	1.4	30.8	7.7
	GPT-4o	76.00	74.67	71.60	68.78	75.99	97.6	2.4	0.0	0.0	73.19	60.1	1.4	30.8	7.7
	Q-Max	77.00	63.02	70.26	64.16	76.65	97.6	2.4	0.0	0.0	71.95	60.1	1.4	30.8	7.7
	Q-latest	76.20	59.90	71.64	64.32	75.89	97.6	2.4	0.0	0.0	72.20	60.1	1.4	30.8	7.7
NoCaps	DS-7B	75.64	66.87	53.52	60.84	75.30	98.6	0.4	0.0	1.0	66.84	58.8	0.0	40.4	0.8
	GPT-4o	82.66	71.90	83.10	77.78	82.70	98.6	0.4	0.0	1.0	83.30	58.8	0.0	40.4	0.8
	Q-Max	82.16	64.36	83.88	77.30	82.10	98.6	0.4	0.0	1.0	83.14	58.8	0.0	40.4	0.8
	Q-latest	82.36	64.76	83.98	76.98	82.40	98.6	0.4	0.0	1.0	83.26	58.8	0.0	40.4	0.8
Mix	DS-7B	50.60	51.00	47.57	58.13	50.22	89.0	10.8	0.0	0.2	57.02	24.8	9.5	43.3	22.3
	GPT-4o	67.22	67.07	63.00	67.85	67.77	89.0	10.8	0.0	0.2	67.79	24.8	9.5	43.3	22.3
	Q-Max	63.09	55.68	60.28	63.28	61.24	89.0	10.8	0.0	0.2	65.02	24.8	9.5	43.3	22.3
	Q-latest	65.50	59.80	63.55	65.97	64.78	89.0	10.8	0.0	0.2	68.60	24.8	9.5	43.3	22.3
Avg	DS-7B	50.66	51.19	47.55	59.44	50.71	90.3	9.4	0.1	0.2	57.09	24.7	9.9	44.5	20.9
	GPT-4o	68.54	67.35	64.17	68.62	68.88	90.3	9.4	0.1	0.2	68.92	24.7	9.9	44.5	20.9
	Q-Max	63.59	58.17	61.04	64.58	62.79	90.3	9.4	0.1	0.2	66.12	24.7	9.9	44.5	20.9
	Q-latest	66.61	60.95	64.93	66.47	66.00	90.3	9.4	0.1	0.2	69.59	24.7	9.9	44.5	20.9

data. Given these shared elements, we assess whether our fine-tuned 7B-scale agent can effectively enhance performance across more MLLMs without additional fine-tuning.

Results with the same setting as the Main Result Section (3.2) are shown in Table 6. First, with our agent, other MLLMs consistently outperform both the no-mRAG and the prompt-based baseline. On average, our method boosts the Qwen-VL-Max-latest model’s score to 69.59, an improvement over the 66.61 (no-mRAG) and 66.00 (Prompt-based). Second, our agent consistently outperforms any setting when employing GPT-4o and Qwen-VL-Max as base models, both on average and on the Mix dataset. This result underscores the potential effectiveness of our 7B-scale agent in applying to more closed-source MLLMs, which are impossible to fine-tune further.

4.4. Training Dynamics

To identify the optimal fine-tuning strategy for our agent, we compared full fine-tuning (FFT) with LoRA at ranks 8 and 32. The training and evaluation dynamics for loss and

token accuracy⁴ are presented in Fig. 4a and 4b.

The LoRA (r=8) configuration demonstrated insufficient capacity, as its training loss plateaued at a high level and its evaluation loss spiked since 2500 steps (right in Fig 4b). In contrast, both the LoRA (r=32) and FFT methods demonstrate strong learning capabilities for this task. Their training loss curves in Fig. 4a exhibit a rapid and stable convergence to a minimal level, with training token accuracies reaching around 1.0. Given that LoRA (r=32) achieves performance on par with full fine-tuning while being significantly parameter-efficient, we conclude that it offers a good trade-off between performance and computational cost.

4.5. Additional Results

We provide additional experimental results in the Appendix, including: LLM Evaluation Consistency (A.4), a Failure Case Study (A.5), and Human Verification of Annotation process (A.6).

⁴Follow the definition in package `ms-swift`

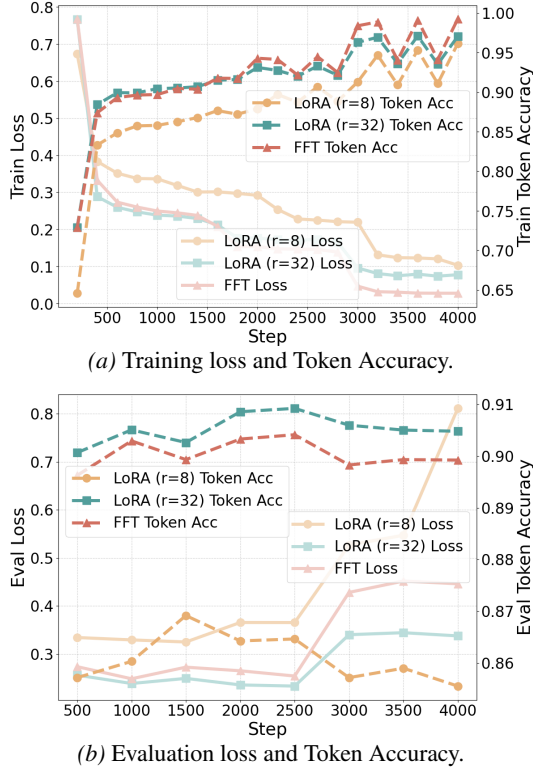


Figure 4. Training and evaluation dynamics.

5. Related Work

Recent advances in MLLMs have enabled more sophisticated agent-based systems for multimodal tasks like the VQA task (Xie et al., 2024; Gao et al., 2023; Jiang et al., 2024). These agents often integrate RAG mechanisms to enhance reasoning by dynamically retrieving and incorporating external knowledge from both visual and textual modalities (Song et al., 2025). A common approach involves multi-stage pipelines where agents sequentially perform operations such as image retrieval, query refinement (Zhu et al., 2024), and text retrieval before generating an answer. While this paradigm improves accuracy by leveraging external evidence, it introduces inefficiencies due to rigid step-by-step execution, where later stages depend on the outputs of earlier ones. Besides, it may lead to improper use of tools (e.g., unnecessary retrieval) and the incorporation of excessively long contexts into the input.

5.1. Existing Multimodal Planning Agent for VQA

Recent work has explored prompt-based methods to optimize mRAG pipelines. These approaches typically depend on the inherent capabilities of the underlying pretrained models and complicated prompt engineering. Within the prompt-based paradigm, multimodal models are prompted to select actions from a predefined action space and perform

these selected actions on external tools, such as retrieval systems. Subsequently, the outputs from these tools, in conjunction with the original input, are iteratively fed back into the model in a recurrent manner, enabling continuous reasoning and interaction. (Li et al., 2025) proposes *OmniSearch*, which emulates human behavior in inference stage and dynamically decomposes complex multimodal questions into sub-question chains with retrieval action via designed prompts. Such methods primarily rely on the model’s strong capability in following instructions, as the output generated from tool invocation must adhere to a relatively strict format, such as JSON. Any deviation or error in the output format will lead to the failure of the entire approach. A model that lacks reliable instruction-following capabilities becomes fundamentally uncontrollable in VQA settings with mRAG.

Besides prompt-based methods, Chen et al. (2025) introduced an automated process for detecting the “*knowledge boundary*” by fine-tuning an MLLM based on automatically sampled data. The *knowledge boundary* stands for a concept of dividing line between what the model knows and what the model does not know. However, classifying a VQA query as inside or outside the knowledge boundary does not provide a mechanism for solving the VQA. Specifically, it cannot determine whether external textual or visual information should be retrieved to ensure an accurate response.

In this work, we extend Chen et al. (2025)’s method by endowing the model with the ability to dynamically select necessary components in a predefined workflow like an agent, rather than merely detecting *knowledge boundaries*. This enhancement significantly improves adaptability in open-domain VQA scenarios at inference time. By integrating actionable decision-making into the retrieval process, our method advances beyond static knowledge assessment toward intelligent, adaptive multimodal planning.

6. Conclusion

This paper mitigates the inherent inefficiency of static pipeline architectures in mRAG contexts for the VQA task. We proposed and validated a multimodal planning agent that intelligently optimizes the mRAG workflow by dynamically selecting only the necessary processing steps based on the input query. Our empirical evaluation on six VQA datasets demonstrates the dual benefits of our method. The agent successfully improves task performance on average while dramatically enhancing inference efficiency. Specifically, it reduces search time by over 60%+ compared to *OmniSearch* and cuts latency by 3-4.5 times compared to Deep Research Agents. By proving that adaptability does not have to come at the cost of task performance, our research offers a promising path toward building more scalable, efficient, and effective multimodal agent systems.

References

- Adjali, O., Ferret, O., Ghannay, S., and Le Borgne, H. Multi-level information retrieval augmented generation for knowledge-based visual question answering. In Al-Onaizan, Y., Bansal, M., and Chen, Y.-N. (eds.), *Proceedings of the 2024 Conference on Empirical Methods in Natural Language Processing*, pp. 16499–16513, Miami, Florida, USA, November 2024. Association for Computational Linguistics. doi: 10.18653/v1/2024.emnlp-main.922. URL <https://aclanthology.org/2024.emnlp-main.922/>.
- Agrawal, H., Desai, K., Wang, Y., Chen, X., Jain, R., Johnson, M., Batra, D., Parikh, D., Lee, S., and Anderson, P. Nocaps: Novel object captioning at scale. In *Proceedings of the IEEE/CVF international conference on computer vision*, pp. 8948–8957, 2019.
- Bai, J., Bai, S., Yang, S., Wang, S., Tan, S., Wang, P., Lin, J., Zhou, C., and Zhou, J. Qwen-vl: A versatile vision-language model for understanding, localization, text reading, and beyond. *arXiv preprint arXiv:2308.12966*, 2023.
- Bai, S., Chen, K., Liu, X., Wang, J., Ge, W., Song, S., Dang, K., Wang, P., Wang, S., Tang, J., Zhong, H., Zhu, Y., Yang, M., Li, Z., Wan, J., Wang, P., Ding, W., Fu, Z., Xu, Y., Ye, J., Zhang, X., Xie, T., Cheng, Z., Zhang, H., Yang, Z., Xu, H., and Lin, J. Qwen2.5-vl technical report. *arXiv preprint arXiv:2502.13923*, 2025a.
- Bai, S., Chen, K., Liu, X., Wang, J., Ge, W., Song, S., Dang, K., Wang, P., Wang, S., Tang, J., Zhong, H., Zhu, Y., Yang, M., Li, Z., Wan, J., Wang, P., Ding, W., Fu, Z., Xu, Y., Ye, J., Zhang, X., Xie, T., Cheng, Z., Zhang, H., Yang, Z., Xu, H., and Lin, J. Qwen2.5-vl technical report, 2025b. URL <https://arxiv.org/abs/2502.13923>.
- Chen, Y., Hu, H., Luan, Y., Sun, H., Changpinyo, S., Ritter, A., and Chang, M.-W. Can pre-trained vision and language models answer visual information-seeking questions? *arXiv preprint arXiv:2302.11713*, 2023.
- Chen, Z., Wang, X., Jiang, Y., Zhang, Z., Geng, X., Xie, P., Huang, F., and Tu, K. Detecting knowledge boundary of vision large language models by sampling-based inference, 2025. URL <https://arxiv.org/abs/2502.18023>.
- Cheng, X., Zhang, W., Zhang, S., Yang, J., Guan, X., Wu, X., Li, X., Zhang, G., Liu, J., Mai, Y., Zeng, Y., Wen, Z., Jin, K., Wang, B., Zhou, W., Lu, Y., Li, T., Huang, W., and Li, Z. Simplevqa: Multimodal factuality evaluation for multimodal large language models, 2025. URL <https://arxiv.org/abs/2502.13059>.
- Gao, D., Ji, L., Zhou, L., Lin, K. Q., Chen, J., Fan, Z., and Shou, M. Z. Assistgpt: A general multi-modal assistant that can plan, execute, inspect, and learn, 2023. URL <https://arxiv.org/abs/2306.08640>.
- Geng, X., Xia, P., Zhang, Z., Wang, X., Wang, Q., Ding, R., Wang, C., Wu, J., Zhao, Y., Li, K., Jiang, Y., Xie, P., Huang, F., and Zhou, J. Webwatcher: Breaking new frontier of vision-language deep research agent, 2025. URL <https://arxiv.org/abs/2508.05748>.
- Goyal, Y., Khot, T., Summers-Stay, D., Batra, D., and Parikh, D. Making the v in vqa matter: Elevating the role of image understanding in visual question answering. In *Proceedings of the IEEE conference on computer vision and pattern recognition*, pp. 6904–6913, 2017.
- Hu, E. J., Shen, Y., Wallis, P., Allen-Zhu, Z., Li, Y., Wang, S., Wang, L., and Chen, W. Lora: Low-rank adaptation of large language models, 2021. URL <https://arxiv.org/abs/2106.09685>.
- Hurst, A., Lerer, A., Goucher, A. P., Perelman, A., Ramesh, A., Clark, A., Ostrow, A., Welihinda, A., Hayes, A., Radford, A., et al. Gpt-4o system card. *arXiv preprint arXiv:2410.21276*, 2024.
- Jian, P., Yu, D., and Zhang, J. Large language models know what is key visual entity: An LLM-assisted multimodal retrieval for VQA. In Al-Onaizan, Y., Bansal, M., and Chen, Y.-N. (eds.), *Proceedings of the 2024 Conference on Empirical Methods in Natural Language Processing*, pp. 10939–10956, Miami, Florida, USA, November 2024. Association for Computational Linguistics. doi: 10.18653/v1/2024.emnlp-main.613. URL <https://aclanthology.org/2024.emnlp-main.613/>.
- Jiang, B., Zhuang, Z., Shivakumar, S. S., Roth, D., and Taylor, C. J. Multi-agent vqa: Exploring multi-agent foundation models in zero-shot visual question answering, 2024. URL <https://arxiv.org/abs/2403.14783>.
- Krasin, I., Duerig, T., Alldrin, N., Ferrari, V., Abu-El-Haija, S., Kuznetsova, A., Rom, H., Uijlings, J., Popov, S., Veit, A., Belongie, S., Gomes, V., Gupta, A., Sun, C., Chechik, G., Cai, D., Feng, Z., Narayanan, D., and Murphy, K. Openimages: A public dataset for large-scale multi-label and multi-class image classification. *Dataset available from https://github.com/openimages*, 2017.
- Li, Y., Li, Y., Wang, X., Jiang, Y., Zhang, Z., Zheng, X., Wang, H., Zheng, H.-T., Yu, P. S., Huang, F., and Zhou, J. Benchmarking multimodal retrieval augmented generation with dynamic vqa dataset and self-adaptive planning agent, 2025. URL <https://arxiv.org/abs/2411.02937>.

- Lin, T.-Y., Maire, M., Belongie, S., Hays, J., Perona, P., Ramanan, D., Dollár, P., and Zitnick, C. L. Microsoft coco: Common objects in context. In *Computer Vision–ECCV 2014: 13th European Conference, Zurich, Switzerland, September 6–12, 2014, Proceedings, Part V 13*, pp. 740–755. Springer, 2014.
- Liu, J. and Mozafari, B. Query rewriting via large language models, 2024. URL <https://arxiv.org/abs/2403.09060>.
- Lu, H., Liu, W., Zhang, B., Wang, B., Dong, K., Liu, B., Sun, J., Ren, T., Li, Z., Yang, H., Sun, Y., Deng, C., Xu, H., Xie, Z., and Ruan, C. Deepseek-vl: Towards real-world vision-language understanding, 2024a.
- Lu, H., Liu, W., Zhang, B., Wang, B., Dong, K., Liu, B., Sun, J., Ren, T., Li, Z., Yang, H., Sun, Y., Deng, C., Xu, H., Xie, Z., and Ruan, C. Deepseek-vl: Towards real-world vision-language understanding, 2024b. URL <https://arxiv.org/abs/2403.05525>.
- Ma, X., Gong, Y., He, P., Zhao, H., and Duan, N. Query rewriting in retrieval-augmented large language models. In Bouamor, H., Pino, J., and Bali, K. (eds.), *Proceedings of the 2023 Conference on Empirical Methods in Natural Language Processing*, pp. 5303–5315, Singapore, December 2023. Association for Computational Linguistics. doi: 10.18653/v1/2023.emnlp-main.322. URL <https://aclanthology.org/2023.emnlp-main.322/>.
- Schuhmann, C., Beaumont, R., Vencu, R., Gordon, C., Wightman, R., Cherti, M., Coombes, T., Katta, A., Mullis, C., Wortsman, M., et al. Laion-5b: An open large-scale dataset for training next generation image-text models. *Advances in neural information processing systems*, 35: 25278–25294, 2022.
- Song, M., Sim, S. H., Bhardwaj, R., Chieu, H. L., Majumder, N., and Poria, S. Measuring and enhancing trustworthiness of llms in rag through grounded attributions and learning to refuse, 2025. URL <https://arxiv.org/abs/2409.11242>.
- Team, Q. Qwen2.5 technical report. *arXiv preprint arXiv:2412.15115*, 2024.
- Wen, H., Zhuang, H., Zamani, H., Hauptmann, A., and Bendersky, M. Multimodal reranking for knowledge-intensive visual question answering, 2024. URL <https://arxiv.org/abs/2407.12277>.
- Xenos, A., Stafylakis, T., Patras, I., and Tzimiropoulos, G. A simple baseline for knowledge-based visual question answering. In Bouamor, H., Pino, J., and Bali, K. (eds.), *Proceedings of the 2023 Conference on Empirical Methods in Natural Language Processing*, pp. 14871–14877, Singapore, December 2023. Association for Computational Linguistics. doi: 10.18653/v1/2023.emnlp-main.919. URL <https://aclanthology.org/2023.emnlp-main.919/>.
- Xie, J., Chen, Z., Zhang, R., Wan, X., and Li, G. Large multimodal agents: A survey, 2024. URL <https://arxiv.org/abs/2402.15116>.
- Xue, J., Deng, Q., Yu, F., Wang, Y., Wang, J., and Li, Y. Enhanced multimodal rag-llm for accurate visual question answering, 2024. URL <https://arxiv.org/abs/2412.20927>.
- Zhu, H., Huang, J.-H., Rudinac, S., and Kanoulas, E. Enhancing interactive image retrieval with query rewriting using large language models and vision language models. In *Proceedings of the 2024 International Conference on Multimedia Retrieval, ICMR ’24*, pp. 978–987. ACM, May 2024. doi: 10.1145/3652583.3658032. URL <http://dx.doi.org/10.1145/3652583.3658032>.
- Zhu, Y., Groth, O., Bernstein, M., and Fei-Fei, L. Visual7w: Grounded question answering in images. In *Proceedings of the IEEE conference on computer vision and pattern recognition*, pp. 4995–5004, 2016.

A. Appendix

A.1. Prompts for Visual Query Decomposition and Correctness Checking

We provide the detailed prompts that are used to perform Visual Query Decomposition (Sec. 2.2). We note that different prompts are required when annotating the gold query q_g at the training and inference stages. This is because gold answers are used to assist in annotating gold queries during the training data construction stage, but they are not available at the inference stage.

Prompts for gold query annotation (when constructing training data)

```

1  **Task**: Based on the following rules, extract keywords and return a dictionary:
2
3  **Rules**:
4  1. Use the information from the "image" and "answer" to complete the "question", forming a clear and full
   question known as "gold_query".
5  2. The parts of the "question" that typically need completion often contain demonstratives such as "this", "who",
   "it", "that".
6  3. If the part of the "question" that needs completion lacks demonstratives, identify the main subject needing
   completion from the image, and incorporate it into the "question".
7  4. Other than the completion part, the rest of the "gold_query" should strictly match the "question".
8  5. The "gold_query" should include necessary information from the image, allowing the VQA to be answered
   without viewing the image.
9  6. After completion, the "gold_query" should not contain any demonstratives like "this", "who", etc., and must
   not be exactly the same as the "question".
10
11 **Input**:
12
13 - question: {question}
14 - answer: {answer}
15
16 **Output Format**:
17
18 {"gold_query": "The complete question after completion"}
19
20 **Examples**:
21
22 Input: - question: "What are the works of this actor?" - image: (A photo of Zhao Liying) -answer: "Zhao Liying"
   s main works include 'The Journey of Flower', 'Story of Minglan', etc."
23 You should output: {"gold_query": "What are the works of Zhao Liying?"}
24
25 Input: - question: Who is the sole student author presenting this type of neural network architecture? - image:
   (A diagram of LSTM) -answer: "Sepp Hochreiter"
26 You should output: {"gold_query": "Who is the sole student author presenting the LSTM neural network
   architecture?"}
27
28 Input: - question: When was it released? - image: (A photo of Tesla Model Z) -answer: "Tesla Model Z is set to
   release in 2024"
29 You should output: {"gold_query": "When was the Tesla Model Z released?"}
30
31 Input: - question: When did OpenAI release? - image: (A logo of GPT-4o) -answer: "OpenAI released GPT-4o in May
   2024"
32 You should output: {"gold_query": "When did OpenAI release GPT-4o?"}

```

Prompts for gold query annotation with image retrieval information (at inference stage)

```

1  Given the following rules, return a dictionary.
2  1. Based on the image search results, the original question, and the image, rewrite the original question into
   a clearer query known as the 'gold_query'
3  2. If the image search results are empty, please ignore this part. The search results for images may not be
   accurate. You can refer to them selectively.
4  3. The rewritten 'gold_query' should not contain demonstrative pronouns like "this" or "that," and should
   accurately include entities from the image whenever possible.
5
6  Output format:
7  {"gold_query": "rewritten gold_query"}
8
9  Example:
10 Image Search Result: (Photos of Zhao Liying from the web)
11 Image Title: Actress - Zhao Liying
12
13 Original Question: What are the works of this actress?
14 Original Image: (A photo of Zhao Liying)
15
16 You should output: {"gold_query": "What are the works of Zhao Liying?"}

```

Prompts for gold query annotation without image retrieval information (at inference stage)

```

1 Task: Based on the following rules, extract keywords and return a dictionary:
2
3 **Rules**:
4 1. Use the information from the image and question to complete the question, forming a clear and full question
   known as "gold_query".
5 2. The parts of the "question" that typically need completion often contain demonstratives such as "this", "who",
   "it", "that".
6 3. If the part of the "question" that needs completion lacks demonstratives, identify the main subject needing
   completion from the image, and incorporate it into the "question".
7 4. Other than the completion part, the rest of the "gold_query" should strictly match the "question".
8 5. The "gold_query" should include necessary information from the image, allowing the VQA to be answered
   without viewing the image.
9
10 Output Format:
11 {"gold_query": "The complete question after completion"}}
12
13 Example 1:
14 Input: - question: "What are the works of this actor?" - image: (A photo of Zhao Liying)
15 You should output: {"gold_query": "What are the works of Zhao Liying?"}}
16
17 Example 2:
18 Input: - question: Who is the sole student author presenting this type of neural network architecture? - image:
   (A diagram of LSTM)
19 You should output: {"gold_query": "Who is the sole student author presenting the LSTM neural network
   architecture?"}}
20
21 Example 3:
22 Input: - question: When was it released? - image: (A photo of Tesla Model Z)
23 You should output: {"gold_query": "When was the Tesla Model Z released?"}}
24
25 Example 4:
26 Input: - question: When did OpenAI release? - image: (A logo of GPT-4o)
27 You should output: {"gold_query": "When did OpenAI release GPT-4o?"}}

```

Prompts for image query and image entity annotation

```

1 **Task**: Based on the following rules, extract keywords and return a dictionary:
2
3 **Rules**:
4 1. Compare the "question" with the "gold_query" to identify information that is included in the "gold_query"
   but missing from the "question". Based on this missing information and the image, formulate a question about
   the content of the image, known as "image_query", and provide an answer called "image_entity".
5 2. Composition rules for "image_query": If the "question" includes the words "this"/"this"/"that" followed by a
   noun, form the query as "Who is this?" or "What is this?" If there is no noun following "this", the "
   image_query" should be "What is this?" If there are no clear demonstratives like "this" or "that", further
   guidance is needed.
6
7 **Input**:
8
9 - question: {question}
10 - gold_query: {gold_query}
11
12 **Output Format**:
13
14 {"image_query": "", "image_entity": ""}}
15
16
17 **Examples**:
18
19 Input: - question: "What are this actor's works?" - gold_query: "What are Zhao Liying's works?" - image: (A
   photo of Zhao Liying)
20 You should output: {"image_query": "Who is this actor?", "image_entity": "Zhao Liying"}}
21
22 Input: - question: "When did Epic Gaming first release this?" - gold_query: "When did Epic Gaming first release
   Minecraft?" - image: (A photo of Minecraft)
23 You should output: {"image_query": "What is this?", "image_entity": "Minecraft"}}
24
25 Input: - question: "Who is the current CTO of this organization?" - gold_query: "Who is the CTO of Alibaba
   Cloud?" - image: (A photo of Alibaba Cloud)
26 You should output: {"image_query": "What is this organization?", "image_entity": "Alibaba Cloud"}}
27
28 Input: - question: "How much bigger is 4?" - gold_query: "How much bigger is 3 than 4?" - image: (A photo of
   the number 3)
29 You should output: {"image_query": "What is this?", "image_entity": "3"}}

```


Prompts for evaluating the correctness of model output

This prompt references [LlamaIndex](#)'s evaluation. The score is then scaled to a range of 0-100 and reported.

```

1 You are an expert evaluation system for a visual question answering chatbot. The visual information is omitted
  and you do not need it.
2
3 You are given the following information:
4 - a user query,
5 - a generated answer, and
6 - gold answer(s)
7
8 Your job is to judge the relevance and correctness of the generated answer according to the given gold answer.
9 Do not use your personal opinion.
10 Output a single score that represents a holistic evaluation.
11 You must return your response in a line with only the score.
12 Do not return answers in any other format.
13
14 Follow these guidelines for scoring:
15 - Your score has to be between 1 and 5, where 1 is the worst and 5 is the best.
16 - If the generated answer is relevant but contains mistakes, \
17 you should give a score between 2 and 3.
18 - If the generated answer is close to the given gold answer(s), \
19 you should give a score between 4 and 5.
20 - If there are multiple gold answers, you can use the most likely one as the reference \
21 and there is no need to consider all of them.
22 - The score does not have to be integer.
23
24 Example Response:
25 4.0
26
27 ## User Query
28 {query}
29
30 ## Gold Answer
31 {reference_answer}
32
33 ## Generated Answer
34 {generated_answer}

```

A.2. Training Examples

VQA query $q = (i, t)$ with prompts T is constructed to a training example as follows:

```

1 You are an assistant designed to solve Visual-Question-Answering (VQA) tasks. The following VQA query may
  involve knowledge-intensive or time-sensitive content, which might exceed your current capabilities. Please
  evaluate and respond with one of the following options:
2
3 A. My existing knowledge is sufficient to answer this question
4 B. Additional visual information about the image would be helpful
5 C. Additional contextual information about the text would be helpful
6 D. Both visual and textual information would be helpful
7
8 Example Output:
9 C.
10
11 <image>
12 {text_query}
13
14 Your Output:

```

The `<image>` refers to the special tokens that take the place of an image. This token varies depending on the MLLM input format.

A.3. Training Setting and Cost

We experiment with LoRA and full fine-tuning when training the agent. We give the detailed training settings of both approaches in Table 7. The LoRA optimization was performed on 2 NVIDIA A100 SXM (80GB) GPUs with a completion time of 20 hours, while the full fine-tuning required 4 GPUs of the same configuration and took 25 hours to complete.

Table 7. Hyperparameter configuration.

	LoRA	Full Fine-tune
Learning Rate	1e-4	2e-5
LoRA Rank	32	-
LoRA Alpha	128	-
Epoch		3
Batch Size		1
Gradient Accumulation Steps		16
Gradient Checkpointing	false	true
Eval Steps		500
DeepSpeed	-	ZeRO3

A.4. LLM Evaluation Consistency

We present LLM (Qwen-Max) evaluated scores in previous text. We address the potential concern of inconsistency among different scoring models by incorporating GPT-4o as another scoring model, in Table 8. From the “Diff.” columns, the differences of the two LLM-eval metrics are mostly within 3 points (out of a range of 100).

Table 8. LLM evaluation consistency. Experimented with GPT-4o and Qwen-Max.

LLM Eval.		No mRAG			$+k_i$			$+k_i$			$+k_{i,t}$			Pt-based			Ours		
GPT-4o, Qwen-Max		4o	Q-M	Diff	4o	Q-M	Diff	4o	Q-M	Diff	4o	Q-M	Diff	4o	Q-M	Diff	4o	Q-M	Diff
Life VQA	Q-7B	56.85	59.19	-2.34	73.99	75.40	-1.41	52.99	55.23	-2.24	71.52	74.05	-2.53	56.78	59.19	-2.41	69.49	71.81	-2.32
	DS	41.74	41.21	0.53	37.65	46.38	-8.73	39.52	40.54	-1.02	67.65	71.14	-3.49	41.74	41.34	0.40	55.36	58.59	-3.23
	4o	60.85	63.11	-2.26	68.63	70.72	-2.09	54.77	57.38	-2.61	71.54	71.41	0.13	60.71	63.11	-2.40	68.66	68.97	-0.31
Private VQA	Q-7B	49.53	50.46	-0.93	59.07	59.78	-0.71	48.09	48.98	-0.89	57.14	57.74	-0.60	50.09	50.90	-0.81	55.48	56.40	-0.92
	DS	40.77	37.76	3.01	44.59	48.98	-4.39	36.58	37.52	-0.94	49.76	50.62	-0.86	41.07	38.14	2.93	45.00	46.67	-1.67
	4o	54.62	57.68	-3.06	55.11	55.60	-0.49	53.29	54.44	-1.15	61.17	61.48	-0.31	54.42	57.70	-3.28	57.34	58.86	-1.52
Dyn-VQA (ch)	Q-7B	46.06	43.73	2.33	48.84	47.12	1.72	51.75	50.80	0.95	59.44	57.58	1.86	47.07	44.45	2.62	56.94	55.51	1.43
	DS	42.42	35.17	7.25	35.88	35.83	0.05	46.83	46.01	0.82	55.47	55.41	0.06	40.61	35.21	5.40	50.01	49.95	0.06
	4o	65.94	64.13	1.81	64.60	63.86	0.74	60.70	59.39	1.31	70.17	68.93	1.24	66.66	65.20	1.46	65.62	64.76	0.86
Dyn-VQA (en)	Q-7B	47.48	49.53	-2.05	47.46	50.10	-2.64	54.30	52.39	1.91	57.03	56.34	0.69	46.81	49.04	-2.23	57.19	56.48	0.71
	DS	35.11	37.52	-2.41	37.04	38.86	-1.82	50.92	49.93	0.99	54.72	54.42	0.30	35.49	37.99	-2.50	51.07	50.95	0.12
	4o	68.43	67.65	0.78	68.08	67.36	0.72	60.40	59.08	1.32	64.87	63.36	1.51	69.67	68.57	1.10	65.82	64.44	1.38
Visual7W	Q-7B	71.27	75.72	-4.45	69.24	70.88	-1.64	64.91	67.42	-2.51	63.20	65.24	-2.04	71.03	75.43	-4.40	68.52	71.38	-2.86
	DS	74.70	76.63	-1.93	68.30	70.23	-1.93	56.91	57.80	-0.89	61.92	64.18	-2.26	74.23	76.30	-2.07	68.43	69.52	-1.09
	4o	73.22	76.00	-2.78	73.56	74.67	-1.11	70.78	71.60	-0.82	67.11	68.78	-1.67	73.06	75.99	-2.93	72.13	73.19	-1.06
Nocaps	Q-7B	84.56	80.44	4.12	82.00	77.30	4.70	83.67	80.70	2.97	80.45	76.60	3.85	84.43	80.30	4.13	84.28	80.36	3.92
	DS	79.22	75.64	3.58	70.65	66.87	3.78	59.17	53.52	5.65	65.78	60.84	4.94	78.92	75.30	3.62	71.22	66.84	4.38
	4o	85.95	82.66	3.29	78.22	71.90	6.32	85.75	83.10	2.65	82.04	77.78	4.26	85.99	82.70	3.29	86.07	83.30	2.77
Mix	Q-7B	58.41	58.81	-0.40	62.73	62.79	-0.06	58.24	58.51	-0.27	64.44	64.41	0.03	58.41	58.68	-0.27	64.56	64.93	-0.37
	DS	52.02	50.60	1.42	48.61	51.00	-2.39	49.21	47.57	1.64	57.54	58.13	-0.59	51.39	50.22	1.17	57.83	57.02	0.81
	4o	66.42	67.22	-0.80	67.42	67.07	0.35	62.49	63.00	-0.51	67.69	67.85	-0.16	66.97	67.77	-0.80	68.02	67.79	0.23

A.5. Failure Case Study

We give three representative cases where our planning agent fails to choose a proper mRAG strategy in Fig. 5. We summarize the analysis in each box (**Analysis**). The task model is Qwen2.5-VL-7B-Inst.



Source: Dyn-VQA (en)

Question: What shoe company signed he to a new multibillion dollar celebrity endorsement deal in October 2022?

Ground truth: He was actually dropped by many companies for offensive comments.

Agent model: No mRAG

Task model: The shoe company that signed Kanye West to a new multibillion-dollar celebrity endorsement deal in October 2022 is Adidas.

Analysis: mRAG should be adopted to capture related news.



Source: Dyn-VQA (en)

Question: Who was the first elected female Governor of this state?

Ground truth: Maura Healey

Agent model: No mRAG

Task model: ...The first woman ... is Elsie Higgins.

Analysis: mRAG should be adopted to capture related information.



Source: Visual7W

Question: What is the car on?

Ground truth: Cement

Agent model: $+k_{i,t}$

Task model: The car appears to be parked on a paved surface, likely a street or parking area. The specific material of the pavement is not clearly visible, but it could be concrete or asphalt, which are common materials for paved surfaces.

Analysis: Though the prediction is acceptable, this is a simple VQA query and the text/image retrievals can be saved.

Figure 5. Three failure cases.

A.6. Human Verification of Annotation Process

The automated annotation pipeline is a key factor in training data quality. We quantified the quality of our automated annotation pipeline by having three Ph.D.-level NLP researchers evaluate 100 random samples from each training set. We measured accuracy (correct annotations / total samples) for both query decomposition and correctness verification stages. Detailed results are shown in Table 9. We see that current procedures are consistent with human in most of the time. For VQAv2, we note that it is a relatively simple dataset, e.g., “*Is this a fancy supermarket?*”. It usually does not involve the recognition of entities in the image content, so the rewriting of the gold query and image query is often not very meaningful. Besides, most of the time, MLLMs answer the original q correctly, and performing query decomposition is actually useless (because answering original q correctly is classified into category c_1 , and the subsequent steps are omitted).

Table 9. Results of human verifying the decomposition and correctness checking process.

Person 1	Image Query Acc	Image Entity Acc	Gold Query Acc	LLM Eval Acc
InfoSeek	99%	100%	100%	97%
VQAv2	92%	87%	86%	96%
WanWu	98%	96%	96%	97%
Person 2	Image Query Acc	Image Entity Acc	Gold Query Acc	LLM Eval Acc
InfoSeek	100%	100%	100%	98%
VQAv2	94%	89%	90%	98%
WanWu	99%	97%	98%	98%
Person 3	Image Query Acc	Image Entity Acc	Gold Query Acc	LLM Eval Acc
InfoSeek	99%	100%	100%	99%
VQAv2	93%	87%	86%	98%
WanWu	99%	96%	97%	98%

A.7. Full Fine-tuning Agent

Our experimental results in Section 3.2 demonstrate that training the agent model using LoRA yields comparable performance to full fine-tuning. The quantitative comparison between these approaches is presented in Table 10. As indicated in Table 3 (see ***-Agent** lines), we further investigate using the LoRA-finetuned agent as the base model for VQA tasks and observe that it remains effective. In contrast, the fully fine-tuned agent model fails to properly respond to standard VQA queries. We hypothesize that this degradation stems from excessive alignment with the predefined workflow instructions during full fine-tuning, which may overly constrain the model’s generalization capability. This observation suggests that the parameter-efficient LoRA approach better preserves the model’s original functionality in this task.

Table 10. Result when apply full fine-tuning θ .

Metric: LLM Eval.		No mRAG	+ k_i	+ k_t	+ $k_{i,t}$	Pt.- based	% No	% + k_i	% + k_t	% + $k_{i,t}$	Ours	% No	% + k_i	% + k_t	% + $k_{i,t}$
Life VQA	Q-7B	59.19	75.40	55.23	74.05	59.19	99.3	0.7	0.0	0.0	72.48	2.7	9.4	39.6	48.3
	DS-7B	41.21	46.38	40.54	71.14	41.34	99.3	0.7	0.0	0.0	62.42	2.7	9.4	39.6	48.3
	GPT-4o	63.11	70.72	57.38	71.41	63.11	99.3	0.7	0.0	0.0	69.17	2.7	9.4	39.6	48.3
	Q-Max	59.33	68.81	53.42	71.07	59.19	99.3	0.7	0.0	0.0	70.13	2.7	9.4	39.6	48.3
	Q-latest	62.79	72.01	61.34	73.62	62.79	99.3	0.7	0.0	0.0	76.71	2.7	9.4	39.6	48.3
Private VQA	Q-7B	50.46	59.78	48.98	57.74	50.90	97.2	2.8	0.0	0.0	56.34	1.4	6.4	35.8	56.4
	DS-7B	37.76	48.98	37.52	50.62	38.14	97.2	2.8	0.0	0.0	46.85	1.4	6.4	35.8	56.4
	GPT-4o	57.68	55.60	54.44	61.48	57.70	97.2	2.8	0.0	0.0	60.56	1.4	6.4	35.8	56.4
	Q-Max	51.80	57.33	49.04	57.44	52.44	97.2	2.8	0.0	0.0	56.16	1.4	6.4	35.8	56.4
	Q-latest	55.36	57.86	53.74	59.28	55.36	97.2	2.8	0.0	0.0	59.74	1.4	6.4	35.8	56.4
Dyn- VQA (ch)	Q-7B	43.73	47.12	50.80	57.58	44.45	80.1	19.9	0.0	0.0	55.33	0.4	13.0	46.5	40.0
	DS-7B	35.17	35.83	46.01	55.41	35.21	80.1	19.9	0.0	0.0	50.22	0.4	13.0	46.5	40.0
	GPT-4o	64.13	63.86	59.39	68.93	65.20	80.1	19.9	0.0	0.0	64.53	0.4	13.0	46.5	40.0
	Q-Max	53.55	46.51	54.10	59.93	51.93	80.1	19.9	0.0	0.0	56.51	0.4	13.0	46.5	40.0
	Q-latest	61.49	57.44	58.96	63.15	60.99	80.1	19.9	0.0	0.0	62.14	0.4	13.0	46.5	40.0
Dyn- VQA (en)	Q-7B	49.53	50.10	52.39	56.34	49.04	69.1	30.3	0.6	0.0	54.98	12.6	4.1	63.1	20.3
	DS-7B	37.52	38.86	49.93	54.42	37.99	69.1	30.3	0.6	0.0	50.53	12.6	4.1	63.1	20.3
	GPT-4o	67.65	67.36	59.08	63.36	68.57	69.1	30.3	0.6	0.0	63.99	12.6	4.1	63.1	20.3
	Q-Max	57.68	48.99	55.55	57.57	54.41	69.1	30.3	0.6	0.0	57.79	12.6	4.1	63.1	20.3
	Q-latest	61.44	53.71	59.94	61.47	58.59	69.1	30.3	0.6	0.0	62.53	12.6	4.1	63.1	20.3
Visual7W	Q-7B	75.72	70.88	67.42	65.24	75.43	97.6	2.4	0.0	0.0	73.11	79.8	0.5	18.1	1.6
	DS-7B	76.63	70.23	57.80	64.18	76.30	97.6	2.4	0.0	0.0	72.19	79.8	0.5	18.1	1.6
	GPT-4o	76.00	74.67	71.60	68.78	75.99	97.6	2.4	0.0	0.0	74.21	79.8	0.5	18.1	1.6
	Q-Max	77.00	63.02	70.26	64.16	76.65	97.6	2.4	0.0	0.0	74.94	79.8	0.5	18.1	1.6
	Q-latest	76.20	59.90	71.64	64.32	75.89	97.6	2.4	0.0	0.0	74.39	79.8	0.5	18.1	1.6
NoCaps	Q-7B	80.44	77.30	80.70	76.60	80.30	98.6	0.4	0.0	1.0	80.14	78.4	0.0	18.8	2.8
	DS-7B	75.64	66.87	53.52	60.84	75.30	98.6	0.4	0.0	1.0	71.20	78.4	0.0	18.8	2.8
	GPT-4o	82.66	71.90	83.10	77.78	82.70	98.6	0.4	0.0	1.0	82.32	78.4	0.0	18.8	2.8
	Q-Max	82.16	64.36	83.88	77.30	82.10	98.6	0.4	0.0	1.0	82.32	78.4	0.0	18.8	2.8
	Q-latest	82.36	64.76	83.98	76.98	82.40	98.6	0.4	0.0	1.0	82.60	78.4	0.0	18.8	2.8
Mix	Q-7B	58.81	62.79	58.51	64.41	58.68	89.0	10.8	0.0	0.2	64.33	29.3	5.0	36.0	29.7
	DS-7B	50.60	51.00	47.57	58.13	50.22	89.0	10.8	0.0	0.2	58.65	29.3	5.0	36.0	29.7
	GPT-4o	67.22	67.07	63.00	67.85	67.77	89.0	10.8	0.0	0.2	68.55	29.3	5.0	36.0	29.7
	Q-Max	63.09	55.68	60.28	63.28	61.24	89.0	10.8	0.0	0.2	65.23	29.3	5.0	36.0	29.7
	Q-latest	65.50	59.80	63.55	65.97	64.78	89.0	10.8	0.0	0.2	67.52	29.3	5.0	36.0	29.7
Avg	Q-7B	59.85	63.43	59.25	64.59	59.89	88.7	11.2	0.1	0.0	65.40	19.4	6.7	40.6	33.3
	DS-7B	50.66	51.19	47.55	59.44	50.71	88.7	11.2	0.1	0.0	58.90	19.4	6.7	40.6	33.3
	GPT-4o	68.54	67.35	64.17	68.62	68.88	88.7	11.2	0.1	0.0	69.13	19.4	6.7	40.6	33.3
	Q-Max	63.59	58.17	61.04	64.58	62.79	88.7	11.2	0.1	0.0	66.31	19.4	6.7	40.6	33.3
	Q-latest	66.61	60.95	64.93	66.47	66.00	88.7	11.2	0.1	0.0	69.69	19.4	6.7	40.6	33.3

A.8. Token Accuracy Metric

Due to the potentially inherent unreliability and internal variance associated with LLM-based scoring, we also report a static evaluation metric, token accuracy. The results are presented in Table 11 and 12. Four out of the five reported models outperform all baseline methods on average (**Avg.**), achieving reduced retrieval calls in both LoRA and FFT training settings.

Table 11. Results of token accuracy when training by LoRA.

Metric: Token Acc.		No mRAG	+ k_i	+ k_t	+ $k_{i,t}$	Pt.- based	% No	% + k_i	% + k_t	% + $k_{i,t}$	Ours	% No	% + k_i	% + k_t	% + $k_{i,t}$
Life VQA	Q-7B	9.42	13.15	8.35	13.11	9.42	99.3	0.7	0.0	0.0	12.86	8.1	22.8	38.3	30.9
	DS-7B	4.43	1.10	4.74	11.36	4.43	99.3	0.7	0.0	0.0	7.30	8.1	22.8	38.3	30.9
	GPT-4o	10.88	13.56	8.98	12.81	10.88	99.3	0.7	0.0	0.0	12.37	8.1	22.8	38.3	30.9
	Q-Max	9.11	11.78	7.99	12.59	9.11	99.3	0.7	0.0	0.0	11.22	8.1	22.8	38.3	30.9
	Q-latest	11.63	14.29	11.47	14.86	11.63	99.3	0.7	0.0	0.0	14.61	8.1	22.8	38.3	30.9
Private VQA	Q-7B	7.96	9.71	7.06	9.24	8.02	97.2	2.8	0.0	0.0	9.06	5.6	18.6	39.4	36.4
	DS-7B	4.20	4.55	3.92	7.21	4.30	97.2	2.8	0.0	0.0	5.80	5.6	18.6	39.4	36.4
	GPT-4o	9.89	8.83	8.72	11.49	9.84	97.2	2.8	0.0	0.0	10.13	5.6	18.6	39.4	36.4
	Q-Max	8.12	9.42	7.32	9.05	8.29	97.2	2.8	0.0	0.0	9.02	5.6	18.6	39.4	36.4
	Q-latest	10.14	11.49	9.94	11.70	10.21	97.2	2.8	0.0	0.0	11.55	5.6	18.6	39.4	36.4
Dyn- VQA (ch)	Q-7B	8.38	9.17	9.63	11.25	8.58	80.1	19.9	0.0	0.0	10.83	1.6	13.0	56.0	29.3
	DS-7B	5.62	4.93	8.52	10.49	5.49	80.1	19.9	0.0	0.0	9.02	1.6	13.0	56.0	29.3
	GPT-4o	12.17	11.55	10.96	13.66	12.29	80.1	19.9	0.0	0.0	12.13	1.6	13.0	56.0	29.3
	Q-Max	9.49	7.93	9.94	11.22	9.13	80.1	19.9	0.0	0.0	10.54	1.6	13.0	56.0	29.3
	Q-latest	12.54	10.81	12.10	13.11	12.23	80.1	19.9	0.0	0.0	12.74	1.6	13.0	56.0	29.3
Dyn- VQA (en)	Q-7B	7.84	7.97	9.43	10.33	7.93	69.1	30.3	0.6	0.0	10.48	14.1	3.4	62.2	20.3
	DS-7B	5.35	5.25	8.71	9.48	5.26	69.1	30.3	0.6	0.0	8.89	14.1	3.4	62.2	20.3
	GPT-4o	11.60	11.54	10.02	10.36	11.88	69.1	30.3	0.6	0.0	11.34	14.1	3.4	62.2	20.3
	Q-Max	8.91	7.50	9.76	10.00	8.42	69.1	30.3	0.6	0.0	10.49	14.1	3.4	62.2	20.3
	Q-latest	10.59	7.62	11.26	10.71	9.72	69.1	30.3	0.6	0.0	12.08	14.1	3.4	62.2	20.3
Visual7W	Q-7B	13.06	11.21	11.28	10.65	12.95	97.6	2.4	0.0	0.0	12.07	60.1	1.4	30.8	7.7
	DS-7B	11.89	11.07	8.95	10.09	11.84	97.6	2.4	0.0	0.0	10.92	60.1	1.4	30.8	7.7
	GPT-4o	12.61	11.23	10.25	9.23	12.62	97.6	2.4	0.0	0.0	11.51	60.1	1.4	30.8	7.7
	Q-Max	12.61	8.95	11.38	9.59	12.56	97.6	2.4	0.0	0.0	11.61	60.1	1.4	30.8	7.7
	Q-latest	13.59	8.66	12.65	10.82	13.53	97.6	2.4	0.0	0.0	12.68	60.1	1.4	30.8	7.7
NoCaps	Q-7B	10.83	10.93	11.32	10.69	10.83	98.6	0.4	0.0	1.0	10.93	58.8	0.0	40.4	0.8
	DS-7B	11.94	10.39	8.62	9.50	11.94	98.6	0.4	0.0	1.0	10.76	58.8	0.0	40.4	0.8
	GPT-4o	11.35	8.41	11.64	10.27	11.37	98.6	0.4	0.0	1.0	11.55	58.8	0.0	40.4	0.8
	Q-Max	11.22	7.81	12.44	10.64	11.23	98.6	0.4	0.0	1.0	11.72	58.8	0.0	40.4	0.8
	Q-latest	11.30	7.76	12.46	10.52	11.32	98.6	0.4	0.0	1.0	11.79	58.8	0.0	40.4	0.8
Mix	Q-7B	9.17	10.13	9.14	10.71	9.28	89.0	10.8	0.0	0.2	10.66	24.8	9.5	43.3	22.3
	DS-7B	7.22	6.13	7.21	9.30	7.19	89.0	10.8	0.0	0.2	8.97	24.8	9.5	43.3	22.3
	GPT-4o	10.89	10.60	9.82	11.15	10.98	89.0	10.8	0.0	0.2	11.21	24.8	9.5	43.3	22.3
	Q-Max	9.59	8.45	9.55	10.40	9.16	89.0	10.8	0.0	0.2	10.41	24.8	9.5	43.3	22.3
	Q-latest	11.37	9.91	11.25	11.90	11.15	89.0	10.8	0.0	0.2	12.30	24.8	9.5	43.3	22.3
Avg	Q-7B	8.21	8.88	8.15	9.32	8.25	77.4	8.1	0.1	0.1	9.46	21.2	8.5	38.2	17.9
	DS-7B	6.20	5.33	6.21	8.30	6.18	77.4	8.1	0.1	0.1	7.53	21.2	8.5	38.2	17.9
	GPT-4o	9.79	9.30	8.65	9.69	9.84	77.4	8.1	0.1	0.1	9.86	21.2	8.5	38.2	17.9
	Q-Max	8.49	7.63	8.40	9.01	8.39	77.4	8.1	0.1	0.1	9.23	21.2	8.5	38.2	17.9
	Q-latest	9.97	8.66	9.98	10.25	9.81	77.4	8.1	0.1	0.1	10.78	21.2	8.5	38.2	17.9

Table 12. Results of token accuracy when applying full fine-tuning.

<i>Metric: Token Acc.</i>		No mRAG	+ k_i	+ k_t	+ $k_{i,t}$	Pt.- based	% No	% + k_i	% + k_t	% + $k_{i,t}$	Ours	% No	% + k_i	% + k_t	% + $k_{i,t}$
Life VQA	Q-7B	9.42	13.15	8.35	13.11	9.42	99.3	0.7	0.0	0.0	12.41	2.7	9.4	39.6	48.3
	DS-7B	4.43	1.10	4.74	11.36	4.43	99.3	0.7	0.0	0.0	9.00	2.7	9.4	39.6	48.3
	GPT-4o	10.88	13.56	8.98	12.81	10.88	99.3	0.7	0.0	0.0	12.33	2.7	9.4	39.6	48.3
	Q-Max	9.11	11.78	7.99	12.59	9.11	99.3	0.7	0.0	0.0	11.81	2.7	9.4	39.6	48.3
	Q-latest	11.63	14.29	11.47	14.86	11.63	99.3	0.7	0.0	0.0	15.14	2.7	9.4	39.6	48.3
Private VQA	Q-7B	7.96	9.71	7.06	9.24	8.02	97.2	2.8	0.0	0.0	9.08	1.4	6.4	35.8	56.4
	DS-7B	4.20	4.55	3.92	7.21	4.30	97.2	2.8	0.0	0.0	6.04	1.4	6.4	35.8	56.4
	GPT-4o	9.89	8.83	8.72	11.49	9.84	97.2	2.8	0.0	0.0	10.78	1.4	6.4	35.8	56.4
	Q-Max	8.12	9.42	7.32	9.05	8.29	97.2	2.8	0.0	0.0	8.97	1.4	6.4	35.8	56.4
	Q-latest	10.14	11.49	9.94	11.70	10.21	97.2	2.8	0.0	0.0	11.60	1.4	6.4	35.8	56.4
Dyn- VQA (ch)	Q-7B	8.38	9.17	9.63	11.25	8.58	80.1	19.9	0.0	0.0	10.83	0.4	13.0	46.5	40.0
	DS-7B	5.62	4.93	8.52	10.49	5.49	80.1	19.9	0.0	0.0	9.03	0.4	13.0	46.5	40.0
	GPT-4o	12.17	11.55	10.96	13.66	12.29	80.1	19.9	0.0	0.0	12.31	0.4	13.0	46.5	40.0
	Q-Max	9.49	7.93	9.94	11.22	9.13	80.1	19.9	0.0	0.0	10.51	0.4	13.0	46.5	40.0
	Q-latest	12.54	10.81	12.10	13.11	12.23	80.1	19.9	0.0	0.0	12.64	0.4	13.0	46.5	40.0
Dyn- VQA (en)	Q-7B	7.84	7.97	9.43	10.33	7.93	69.1	30.3	0.6	0.0	9.94	12.6	4.1	63.1	20.3
	DS-7B	5.35	5.25	8.71	9.48	5.26	69.1	30.3	0.6	0.0	8.68	12.6	4.1	63.1	20.3
	GPT-4o	11.60	11.54	10.02	10.36	11.88	69.1	30.3	0.6	0.0	11.19	12.6	4.1	63.1	20.3
	Q-Max	8.91	7.50	9.76	10.00	8.42	69.1	30.3	0.6	0.0	10.17	12.6	4.1	63.1	20.3
	Q-latest	10.59	7.62	11.26	10.71	9.72	69.1	30.3	0.6	0.0	11.63	12.6	4.1	63.1	20.3
Visual7W	Q-7B	13.06	11.21	11.28	10.65	12.95	97.6	2.4	0.0	0.0	12.53	79.8	0.5	18.1	1.6
	DS-7B	11.89	11.07	8.95	10.09	11.84	97.6	2.4	0.0	0.0	11.22	79.8	0.5	18.1	1.6
	GPT-4o	12.61	11.23	10.25	9.23	12.62	97.6	2.4	0.0	0.0	11.90	79.8	0.5	18.1	1.6
	Q-Max	12.61	8.95	11.38	9.59	12.56	97.6	2.4	0.0	0.0	12.09	79.8	0.5	18.1	1.6
	Q-latest	13.59	8.66	12.65	10.82	13.53	97.6	2.4	0.0	0.0	12.96	79.8	0.5	18.1	1.6
NoCaps	Q-7B	10.83	10.93	11.32	10.69	10.83	98.6	0.4	0.0	1.0	10.80	78.4	0.0	18.8	2.8
	DS-7B	11.94	10.39	8.62	9.50	11.94	98.6	0.4	0.0	1.0	11.32	78.4	0.0	18.8	2.8
	GPT-4o	11.35	8.41	11.64	10.27	11.37	98.6	0.4	0.0	1.0	11.34	78.4	0.0	18.8	2.8
	Q-Max	11.22	7.81	12.44	10.64	11.23	98.6	0.4	0.0	1.0	11.39	78.4	0.0	18.8	2.8
	Q-latest	11.30	7.76	12.46	10.52	11.32	98.6	0.4	0.0	1.0	11.51	78.4	0.0	18.8	2.8
Mix	Q-7B	9.17	10.13	9.14	10.71	9.28	89.0	10.8	0.0	0.2	10.60	29.3	5.0	36.0	29.7
	DS-7B	7.22	6.13	7.21	9.30	7.19	89.0	10.8	0.0	0.2	9.21	29.3	5.0	36.0	29.7
	GPT-4o	10.89	10.60	9.82	11.15	10.98	89.0	10.8	0.0	0.2	11.44	29.3	5.0	36.0	29.7
	Q-Max	9.59	8.45	9.55	10.40	9.16	89.0	10.8	0.0	0.2	10.69	29.3	5.0	36.0	29.7
	Q-latest	11.37	9.91	11.25	11.90	11.15	89.0	10.8	0.0	0.2	12.30	29.3	5.0	36.0	29.7
Avg	Q-7B	8.21	8.88	8.15	9.32	8.25	77.4	8.1	0.1	0.1	9.37	25.0	4.8	31.7	24.2
	DS-7B	6.20	5.33	6.21	8.30	6.18	77.4	8.1	0.1	0.1	7.90	25.0	4.8	31.7	24.2
	GPT-4o	9.79	9.30	8.65	9.69	9.84	77.4	8.1	0.1	0.1	9.98	25.0	4.8	31.7	24.2
	Q-Max	8.49	7.63	8.40	9.01	8.39	77.4	8.1	0.1	0.1	9.28	25.0	4.8	31.7	24.2
	Q-latest	9.97	8.66	9.98	10.25	9.81	77.4	8.1	0.1	0.1	10.78	25.0	4.8	31.7	24.2