

# Nonequilibrium noise emerging from broken detailed balance in active gels

Ashot Matevosyan,<sup>1,2,\*</sup> Frank Jülicher,<sup>1,3,4</sup> and Ricard Alert<sup>1,3,4,5,6,7,†</sup>

<sup>1</sup>*Max Planck Institute for the Physics of Complex Systems, Nöthnitzerstr. 38, 01187 Dresden, Germany*

<sup>2</sup>*Alikhanian National Laboratory (Yerevan Physics Institute),  
Alikhanian Brothers Street 2, Yerevan 375036, Armenia*

<sup>3</sup>*Center for Systems Biology Dresden, Pfotenhauerstr. 108, 01307 Dresden, Germany*

<sup>4</sup>*Cluster of Excellence Physics of Life, TU Dresden, 01062 Dresden, Germany*

<sup>5</sup>*Departament de Física de la Matèria Condensada,  
Universitat de Barcelona, Martí i Franquès 1, 08028 Barcelona, Spain*

<sup>6</sup>*Universitat de Barcelona Institute of Complex Systems (UBICS), Barcelona, Spain*

<sup>7</sup>*Institució Catalana de Recerca i Estudis Avançats (ICREA), Barcelona, Spain*  
(Dated: January 29, 2026)

In thermodynamic equilibrium, the fluctuation-dissipation theorem links thermal fluctuations and dissipation. Biological systems, however, are driven out of equilibrium by internal processes that produce additional, active fluctuations. Despite being relevant for biological functions such as intracellular transport, predicting the statistical properties of active fluctuations remains challenging. Here, we address this challenge in a minimal model of an active gel as a network of elastic elements connected by transient crosslinks. The crosslinkers' binding and unbinding rates break detailed balance, which drives the system out of equilibrium. Through coarse-graining, we derive fluctuating hydrodynamic equations including an active noise term, which emerges explicitly from the breaking of detailed balance. Finally, we provide predictions for the stochastic motion of a tracer particle embedded in the active gel, which enables comparisons with microrheology experiments both in synthetic active gels and in cells. Overall, our work provides an explicit link between the statistical properties of active fluctuations and the molecular breaking of detailed balance. Thus, it paves the way toward complementing the fluctuation-dissipation theorem with a fluctuation-activity relation in active systems.

## 1. INTRODUCTION

Living matter is active: It is internally driven by irreversible processes such as the action of molecular motors. Over the last two decades, the theory of active matter has been developed to capture this internal activity. The existing hydrodynamic theories for active materials have been fruitfully applied to both synthetic and biological systems [1–5]. However, these theories mostly focus on the *average* effects of activity. For example, the theory can predict how the collective action of molecular motors produces an average active stress and drive flows of the cell cortex [2, 6].

Yet, beyond these average effects, active processes generate prominent fluctuations, which are fundamentally different from equilibrium thermal fluctuations. Active fluctuations can be stronger than thermal fluctuations, and they can impact biological processes such as intracellular transport. For example, active fluctuations can enhance the diffusivity of macromolecules, vesicles, and biomolecular condensates [7–11] and speed up motor-driven transport [12–14]. At the cellular scale, active fluctuations may enable cellular sensitivity to weak magnetic fields [15], promote bleb nucleation [16–18], and help to position the cell nucleus [19, 20].

Despite their relevance, active fluctuations have been

largely overlooked in active matter theories so far. In part, this is due to the fact that, unlike in the case of thermal fluctuations, we lack a general theoretical framework to predict the statistical properties of active fluctuations. For example, there is no fluctuation-dissipation theorem to relate active fluctuations to dissipation [21]. Given this limitation, previous works took a phenomenological approach and proposed active noise terms with spatiotemporal correlations consistent with experimental data for particular systems [22–29].

Here, we seek to relate the active noise to the underlying molecular processes. To this end, we start with a minimal model of an active gel as a network of elastic elements bound by molecular crosslinkers. At the sub-cellular level, these elastic elements can be cytoskeletal filaments, such as actin in the cell cortex or microtubules in the mitotic spindle. At the tissue level, the elastic elements can be cells crosslinked through cell-cell junctions. We introduce activity at the molecular level by breaking detailed balance in the binding kinetics of the crosslinkers.

Through explicit coarse-graining, we then derive the fluctuating hydrodynamic equations of the active gel. These equations include a nonequilibrium noise term consisting of active noise, which arises from the breaking of detailed balance, and passive noise, which encompasses both equilibrium thermal fluctuations and externally driven contributions such as an imposed shear. This latter contribution indicates that even externally driven passive systems can exhibit nonequilibrium noise within their hydrodynamic descriptions.

\* ashmat@pks.mpg.de

† ralert@pks.mpg.de

Overall, our results establish a fluctuation-activity relation that links the statistics of active noise at the mesoscopic scale to the breaking of detailed balance at the molecular scale. We also predict properties of the fluctuations of a tracer particle embedded in an active gel, which is often measured in microrheology experiments on cytoskeletal networks [30–32] and cellular cytoplasm [9, 22, 25–27, 33–40].

The paper is structured as follows: We begin by summarizing the minimal mesoscopic model of an active gel introduced in Ref. [41], which is presented in Section 2. Starting from the nonequilibrium dynamics of molecular crosslinkers, Ref. [41] derived the hydrodynamic equations of an active gel, which we summarize in Section 3. In Section 4, we use the model to derive the fluctuating hydrodynamic equations, which allow us to predict the nonequilibrium noise that emerges in this minimal active gel. To understand the different sources of noise, in Section 5 we study the nonequilibrium steady-state distribution of the system. In Section 6 we derive the explicit form of the active noise and demonstrate the effect of activity with a simple example. In Section 7 we study the fluctuations of a tracer particle embedded in an active gel, and thus get predictions for microrheology experiments. We conclude with a discussion of our results in Section 8.

## 2. MODEL OF AN ACTIVE GEL AS A TRANSIENTLY CROSSLINKED NETWORK

Motivated by the cytoskeleton, the active gel is represented as a network of elastic elements, such as cytoskeletal filaments, connected by transient crosslinkers (Fig. 1a,b). Each crosslinker is modeled as an elastic macromolecule, which can stochastically bind and unbind from the network. To reach a certain binding site, a linker generally has to stretch and reorient. Thus, a linker can be in multiple bound states, characterized by two symmetric and traceless tensors: its mesoscopic strain  $\mathbf{u}$  and orientation  $\mathbf{q}$  (Fig. 1b).

To account for the dynamics of the linkers, we introduce  $n(\mathbf{u}, \mathbf{q}, t) d\mathbf{u} d\mathbf{q}$  as the fraction of bound linkers with strain  $[\mathbf{u}, \mathbf{u}+d\mathbf{u}]$  and orientation  $[\mathbf{q}, \mathbf{q}+d\mathbf{q}]$  at time  $t$ . The evolution of this distribution is described by the following advection-reaction equation [41]:

$$\frac{\partial n}{\partial t} + v_{\alpha\beta} \frac{\partial n}{\partial u_{\alpha\beta}} + \dot{Q}_{\alpha\beta} \frac{\partial n}{\partial q_{\alpha\beta}} = (1 - \phi)k_b - n k_u. \quad (1)$$

This equation expresses that  $n(\mathbf{u}, \mathbf{q}, t)$  evolves due to two processes: The left-hand side accounts for the change in the strain and orientation of bound linkers under externally-imposed deformations, including a uniform shear rate  $v_{\alpha\beta} = \langle \dot{u}_{\alpha\beta} \rangle$  and change in global orientation  $\dot{Q}_{\alpha\beta}$ , where  $Q_{\alpha\beta} = \langle q_{\alpha\beta} \rangle$ . For example, a crosslink initially bound at state  $(\mathbf{u}, \mathbf{q})$  will deform to  $(\mathbf{u} + \mathbf{v}t, \mathbf{q} + \dot{\mathbf{Q}}t)$  after time  $t$ , provided it remains bound and ignoring its diffusion.

The right-hand side of Eq. (1) accounts for binding and unbinding events, which we assume to be independent Poisson processes. Individual linkers stochastically bind and unbind with rates  $k_b$  and  $k_u$  respectively, which can depend on the strain  $\mathbf{u}$  and orientation  $\mathbf{q}$  of the linker in the bound state. The total binding rate is proportional to the fraction of unbound linkers,  $1 - \phi$ , where

$$\phi(t) = \int n(\mathbf{u}, \mathbf{q}, t) d\mathbf{u} d\mathbf{q} \quad (2)$$

is the fraction of bound linkers. Respectively, the total unbinding rate is proportional to the fraction of linkers bound to a specific state (c.f. last term in Eq. (1)). The integrals  $\int \dots d\mathbf{u} d\mathbf{q}$  are over all possible bound states; see Appendix A for the definition and evaluation of these integrals.

At thermodynamic equilibrium, the binding and unbinding rates of individual linkers must fulfill detailed balance. In active systems, however, detailed balance is locally broken, which can be generically expressed as [41–43]

$$\frac{k_b}{k_u} = e^{\beta\epsilon_0} (e^{-\beta F} + \Omega). \quad (3)$$

Here,  $\beta \equiv (k_B T)^{-1}$  is the inverse temperature,  $\epsilon_0$  is the chemical part of the binding energy, while  $F(\mathbf{u}, \mathbf{q})$  represents the mechanical free energy difference per linker between the bound state  $(\mathbf{u}, \mathbf{q})$  and the unbound state due to stretching and reorientation of the linker (Fig. 1c). The term  $\Omega$  quantifies the departure from detailed balance, which we refer to as molecular activity. It is an a priori unknown function of the system parameters, the coordinates  $\mathbf{u}$  and  $\mathbf{q}$  of the bound state, and the chemical potential difference  $\Delta\mu$  of ATP hydrolysis, with  $\Omega \propto \Delta\mu$  near equilibrium [43].

At this stage, for each specific system, one should introduce the appropriate dependence on the unbinding rate  $k_u$  on the crosslinker's bound state  $\mathbf{u}, \mathbf{q}$ . For simplicity, here we assume a state-independent unbinding rate. This assumption implies that the activation energy of the unbinding process is the same for all bound states (see Fig. 1c) [44], which is a good approximation if the binding energy is dominated by the chemical contribution  $\epsilon_0$  rather than the mechanical contribution  $F$ . Additionally, for convenience, we incorporate the factor with the chemical energy  $\epsilon_0$  in Eq. (3) into  $k_u$ . Thus, we have:

$$k_b(\mathbf{u}, \mathbf{q}) = k_u \left( e^{-\beta F(\mathbf{u}, \mathbf{q})} + \Omega(\mathbf{u}, \mathbf{q}) \right). \quad (4)$$

Furthermore, we consider that the system has an isotropic linear elastic response, both to strain and to nematic ordering [45]. We now switch to a continuum description for a system with a density  $\rho$  of linkers with free energy density  $f(\mathbf{u}, \mathbf{q}) = \rho F(\mathbf{u}, \mathbf{q})$  given by

$$f(\mathbf{u}, \mathbf{q}) = \frac{\mu}{2} u_{\alpha\beta} u_{\alpha\beta} + D u_{\alpha\beta} q_{\alpha\beta} + \frac{\chi}{2} q_{\alpha\beta} q_{\alpha\beta}, \quad (5)$$

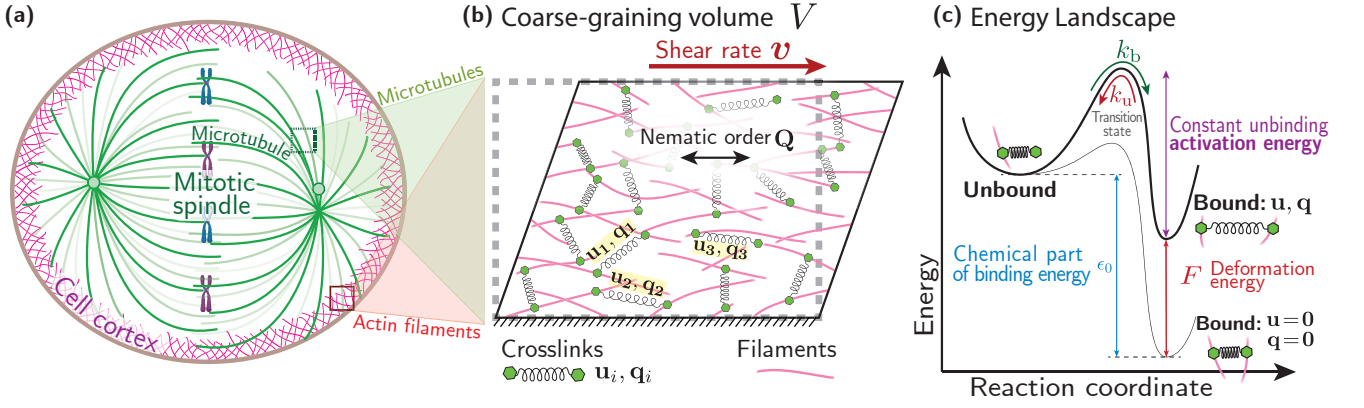


FIG. 1. (a) Cell cortex and mitotic spindle, the relevant cellular structures where our model applies. Filaments are interconnected by active molecular motors/crosslinks. (b) Coarse-graining volume  $V$  containing the active gel model. The background filaments establish the nematic order  $Q$ , while an external shear rate  $\mathbf{v}$  is applied. Each bound molecular motor is characterized by a mesoscopic strain  $\mathbf{u}$  and an orientation  $\mathbf{q}$ , independent of other motors. (c) Energy landscape of the bound state. We illustrate the contributions to the detailed balance relation (3), setting  $\Omega = 0$  for simplicity. In our model, the activation energy for unbinding is constant, making the unbinding rate  $k_u$  independent of the bound state.

where Greek indices denote spatial coordinates,  $\mu$  is the shear elastic modulus,  $D$  is the elastonematic coefficient, and  $\chi$  is the inverse nematic susceptibility [45]. With these choices, the model is fully specified.

Hereafter, we work with dimensionless quantities by rescaling energy by  $\beta^{-1}$ , time by  $k_u^{-1}$ , length by  $(\beta\mu)^{-1/3}$ . Therefore, pressure, stress and energy density are all in units of  $\mu$ .

### 3. CONSTITUTIVE RELATION FOR THE AVERAGE STRESS

In continuum descriptions, a constitutive relation specifies how thermodynamic forces – here the stress tensor – depend on the relevant thermodynamic variables and their gradients [46, 47]. It closes the balance equations by encoding the material-specific response. In passive viscoelastic media this yields, for example, a viscous stress proportional to the strain-rate and an elastic stress derived from a free energy. In our case, detailed balance is broken and nematic order provides additional symmetry-allowed couplings, so the stress contains both dissipative terms and active, non-potential contributions such as a term proportional to the nematic order parameter  $Q_{\alpha\beta}$  [1–5]. While such constitutive laws are typically derived phenomenologically, here we derive them from an explicit microscopic model of stochastic binding-unbinding linkers, thereby expressing the effective transport coefficients in terms of microscopic rates and elastic couplings [41].

Our goal is to obtain an equation for the stress tensor of the active gel, which fluctuates due to the stochastic linker dynamics. The stress exerted by a bound linker in a coarse-graining region of volume  $V$  is given by

$$\sigma_{\alpha\beta}^{\text{linker}}(\mathbf{u}, \mathbf{q}) = \frac{1}{V} \frac{\partial F(\mathbf{u}, \mathbf{q})}{\partial u_{\alpha\beta}} \equiv \frac{1}{N} \frac{\partial f(\mathbf{u}, \mathbf{q})}{\partial u_{\alpha\beta}}, \quad (6)$$

where  $N = \rho V$  is the number of linkers in volume  $V$ . Summing over linkers, the total stress in this volume is:

$$\hat{\sigma}_{\alpha\beta}(t) = \sum_{i=1}^N \sigma_{\alpha\beta}^{\text{linker}}(\hat{\mathbf{u}}_i, \hat{\mathbf{q}}_i) \mathbb{1}_i(t), \quad (7)$$

where the hat indicates fluctuating quantities, and  $\mathbb{1}_i(t)$  is the indicator function

$$\mathbb{1}_i(t) = \begin{cases} 1 & \text{if linker } i \text{ is bound at time } t \\ 0 & \text{otherwise} \end{cases} \quad (8)$$

that counts only the bound linkers in Eq. (7). When  $\mathbb{1}_i(t) = 1$ ,  $(\hat{\mathbf{u}}_i, \hat{\mathbf{q}}_i)$  specifies the bound state of linker  $i$ .

In this section, we derive the constitutive relation for the average stress, defined as

$$\begin{aligned} \sigma_{\alpha\beta}(t) &= \langle \hat{\sigma}_{\alpha\beta}(t) \rangle_{\sim n} \\ &= N \int n(\mathbf{u}, \mathbf{q}, t) \sigma_{\alpha\beta}^{\text{linker}}(\mathbf{u}, \mathbf{q}) d\mathbf{u} d\mathbf{q} \\ &= \int n(\mathbf{u}, \mathbf{q}, t) \frac{\partial f(\mathbf{u}, \mathbf{q})}{\partial u_{\alpha\beta}} d\mathbf{u} d\mathbf{q}, \end{aligned} \quad (9)$$

where  $\langle \rangle_{\sim n}$  denotes the average over the distribution  $n(\mathbf{u}, \mathbf{q}, t)$ . We consider identical linkers; therefore, the bound state of each linker follows the same distribution, with  $\hat{\mathbf{u}}_i, \hat{\mathbf{q}}_i \sim n$ . Note that Eq. (9) accounts for the stress due to bound linkers, with  $\int n d\mathbf{u} d\mathbf{q} = \phi$  being their fraction. The unbound linkers exert no stress, and hence do not contribute to the stress.

To derive a hydrodynamic equation for the average stress, we multiply Eq. (1) by  $\frac{\partial f}{\partial u_{\alpha\beta}}$  and integrate over all bound states. Using that  $\frac{\partial f(\mathbf{u}, \mathbf{q})}{\partial u_{\alpha\beta}} = \mu u_{\alpha\beta} + D q_{\alpha\beta}$ , this procedure yields the following constitutive relation (see

Ref. [41] and Appendix B):

$$\left(1 + \frac{1}{k_u} \frac{d}{dt}\right) \sigma_{\alpha\beta} = 2\eta v_{\alpha\beta} - \nu \dot{Q}_{\alpha\beta} + \zeta Q_{\alpha\beta}. \quad (10)$$

This result shows that the system behaves like an active nematic viscoelastic fluid with relaxation time  $k_u^{-1}$ . The shear viscosity  $\eta$ , flow-alignment coefficient  $\nu$ , and active stress coefficient  $\zeta$  are obtained in terms of the model parameters:

$$\eta = \frac{\mu\phi}{2k_u}, \quad \nu = -\frac{D\phi}{k_u}, \quad \zeta = (1-\phi)(\mu\Omega_u + D\Omega_q) \quad (11)$$

where  $\phi$  is the fraction of bound linkers, defined in Eq. (2). The scalars  $\Omega_u$  and  $\Omega_q$  are defined by

$$\begin{aligned} \int u_{\alpha\beta} \Omega(\mathbf{u}, \mathbf{q}) d\mathbf{u} d\mathbf{q} &= \Omega_u Q_{\alpha\beta}, \\ \int q_{\alpha\beta} \Omega(\mathbf{u}, \mathbf{q}) d\mathbf{u} d\mathbf{q} &= \Omega_q Q_{\alpha\beta}. \end{aligned} \quad (12)$$

These quantities arise from the breaking of detailed balance and give rise to the active stress term  $\zeta Q_{\alpha\beta}$  in Eq. (10). As the integrands are tensors, the integral is proportional to  $Q_{\alpha\beta}$ , since it is the only symmetry-breaking tensor in the absence of external driving. In the presence of driving, the system could also have a macroscopic strain  $U_{\alpha\beta} = \langle u_{\alpha\beta} \rangle$ , which is also a symmetry-breaking tensor and should thus appear on the right-hand side of Eq. (12). Here, we consider weak external driving and hence we neglect this contribution.

The coupling coefficients (11) depend on  $\phi(t)$ , which is time-dependent. To specify its dynamics, we integrate Eq. (1) over all bound states and obtain

$$\frac{1}{k_u} \frac{d}{dt} \phi = -(1 + \mathcal{Z})\phi + \mathcal{Z}, \quad (13)$$

where  $\mathcal{Z}$  is the duty ratio defined as

$$\mathcal{Z} = \frac{1}{k_u} \int k_b(\mathbf{u}, \mathbf{q}) d\mathbf{u} d\mathbf{q} = \mathcal{Z}_{th} + \Omega_0. \quad (14)$$

Here, we decomposed the duty ratio into the thermal and active contributions (c.f. Eq. (4)):

$$\mathcal{Z}_{th} = \int e^{-\beta f/\rho} d\mathbf{u} d\mathbf{q}, \quad \Omega_0 = \int \Omega d\mathbf{u} d\mathbf{q}. \quad (15)$$

The first integral is evaluated in Eq. (A14).

As a useful approximation, we can use the steady-state fraction of bound linkers  $\phi_{ss}$  instead of  $\phi(t)$  in Eq. (11). Setting the time derivative to zero in Eq. (13) yields

$$\phi_{ss} = \frac{\mathcal{Z}}{1 + \mathcal{Z}} = \frac{\mathcal{Z}_{th} + \Omega_0}{1 + \mathcal{Z}_{th} + \Omega_0}. \quad (16)$$

where we clearly see that activity affects  $\phi_{ss}$  and hence all the coupling coefficients in Eq. (11).

Equations (10) to (14) are the constitutive equations of the active gel defined by our mesoscopic model.

#### 4. CONSTITUTIVE RELATION WITH FLUCTUATIONS

In this section, we go beyond the average stress and derive a stochastic differential equation (SDE) governing the temporal fluctuations of the stress tensor  $\hat{\sigma}$ , as introduced in Eq. (7). To this end, we start by writing Eq. (10) for fluctuating quantities and incorporating a noise term  $\hat{\xi}^\sigma$ :

$$\left(1 + \frac{1}{k_u} \frac{d}{dt}\right) \hat{\sigma}_{\alpha\beta} = 2\hat{\eta} v_{\alpha\beta} - \hat{\nu} \dot{Q}_{\alpha\beta} + \hat{\zeta} Q_{\alpha\beta} + \hat{\xi}_{\alpha\beta}^\sigma. \quad (17)$$

Here, the external drivings  $\mathbf{v}$  and  $\dot{\mathbf{Q}}$  are imposed externally, thus not fluctuating. Above we defined the fluctuating coefficients

$$\hat{\eta} = \frac{\mu}{2k_u} \hat{\phi}, \quad \hat{\nu} = -\frac{D}{k_u} \hat{\phi}, \quad \hat{\zeta} = (1 - \hat{\phi})(\mu\Omega_u + D\Omega_q), \quad (18)$$

which fluctuate because of fluctuations in the fraction of bound linkers,  $\hat{\phi}$ . This quantity is defined similarly to the fluctuating stress in Eq. (7):

$$\hat{\phi}(t) = \frac{1}{N} \sum_{i=1}^N \mathbb{1}_i(t), \quad \langle \hat{\phi} \rangle = \phi(t), \quad (19)$$

where the indicator function  $\mathbb{1}_i(t)$  is given by Eq. (8), and  $\langle \rangle$  denotes averaging over the distribution function  $n(\mathbf{u}, \mathbf{q}, t)$ . To capture the fluctuations in  $\hat{\phi}$ , we write the fluctuating version of Eq. (13):

$$\frac{1}{k_u} \frac{d}{dt} \hat{\phi} = -(1 + \mathcal{Z})\hat{\phi} + \mathcal{Z} + \hat{\xi}^\phi, \quad (20)$$

which now includes the noise  $\hat{\xi}^\phi$ . After averaging over the fluctuations, Eqs. (17), (18) and (20) reduce to Eqs. (10), (11) and (13), respectively.

Our objective now is to derive the statistical properties of the noise terms in Eqs. (17) and (20) so that the stress fluctuations resulting from Eq. (17) match those arising from the binding-unbinding dynamics in our mesoscopic model introduced in Section 2. Essentially, Eqs. (17) and (20) define the noise; substituting Eqs. (7) and (19) into them yields

$$\hat{\xi}^\phi(t) = \frac{1}{N} \sum_{i=1}^N \left\{ \frac{1}{k_u} \frac{d}{dt} \mathbb{1}_i(t) + (1 + \mathcal{Z})\mathbb{1}_i(t) - \mathcal{Z} \right\}, \quad (21a)$$

$$\begin{aligned} \hat{\xi}^\sigma(t) = \frac{1}{N} \sum_{i=1}^N \left\{ (\mu \hat{\mathbf{u}}_i + D \hat{\mathbf{q}}_i) \left( \mathbb{1}_i(t) + \frac{1}{k_u} \frac{d}{dt} \mathbb{1}_i(t) \right) \right. \\ \left. - \frac{1}{k_u} (\mu \mathbf{v} + D \dot{\mathbf{Q}}) \mathbb{1}_i(t) - (\mu \Omega_u + D \Omega_q) (1 - \mathbb{1}_i(t)) \right\}. \end{aligned} \quad (21b)$$

The fluctuating stress, fraction of bound linkers and noises defined in Eqs. (7), (19), (21a) and (21b) depend on the mesoscopic state of the system, specified by whether a linker is bound,  $\mathbb{1}_i(t)$ , and to which state,



$(\hat{\mathbf{u}}_i, \hat{\mathbf{q}}_i)$ . In the Supplementary Material (SM), we solve the mesoscopic stochastic dynamics, obtaining the statistics of the stochastic process  $\mathbf{1}_i(t)$ . This approach is direct and robust against model modifications, but it is technical and lacks intuitive clarity. Here, instead, we present a simpler and clearer method to obtain the properties of fluctuating hydrodynamic quantities.

First, the noises have zero mean, even in a non-stationary state, characterized by a non-stationary distribution of bound linkers  $n(\mathbf{u}, \mathbf{q}, t)$ . By averaging Eq. (17), and interchanging the time derivative and the average as  $\langle \frac{d}{dt} \hat{\boldsymbol{\sigma}}(t) \rangle = \frac{d}{dt} \langle \hat{\boldsymbol{\sigma}}(t) \rangle = \frac{d}{dt} \boldsymbol{\sigma}(t)$ , we get  $\langle \hat{\boldsymbol{\xi}}^\sigma \rangle = 0$ . Proceeding similarly from Eq. (20), we get  $\langle \hat{\xi}^\phi \rangle = 0$ . The zero mean of the noise can also be shown directly from Eq. (21) (see SM §3.2).

We next obtain the second moment of the stress fluctuations, i.e. the autocorrelation function, defined as

$$C_{\alpha\beta\mu\nu}^{(\sigma)}(t-t') = \langle \hat{\sigma}_{\alpha\beta}(t) \hat{\sigma}_{\mu\nu}(t') \rangle_{\text{ss}} - \langle \hat{\sigma}_{\alpha\beta} \rangle_{\text{ss}} \langle \hat{\sigma}_{\mu\nu} \rangle_{\text{ss}}, \quad (22)$$

where  $\langle \rangle_{\text{ss}}$  denotes the average over the steady-state distribution, which we obtain in Section 5. In the following, we calculate this correlation function and then find the spectrum of the noise (21) that produces obtained stress autocorrelation in Eq. (17).

To simplify the notation, we combine the fluctuating variables into a  $(d^2 + 1)$ -dimensional vector  $\hat{\mathbf{Y}}_t = (\hat{\boldsymbol{\sigma}}(t), \hat{\phi}(t)) \equiv (\hat{\sigma}_{11}, \dots, \hat{\sigma}_{dd}, \hat{\phi})$ , where  $d$  is the system's dimensionality. Here, in  $\hat{\mathbf{Y}}_t$ , time argument is indicated as the subscript  $t$  to make the notation more compact. Then, Eqs. (17) and (20) can be compactly written as

$$\frac{1}{k_u} \frac{d}{dt} \hat{\mathbf{Y}}_t = -\frac{1}{k_u} \mathbf{M}(\hat{\mathbf{Y}}_t - \mathbf{Y}_{\text{ss}}) + \hat{\boldsymbol{\xi}}_t, \quad (23)$$

where  $\hat{\boldsymbol{\xi}}_t = (\hat{\boldsymbol{\xi}}^\sigma(t), \hat{\xi}^\phi(t))$  is the noise vector,  $\mathbf{Y}_{\text{ss}}$  is the steady-state average of  $\hat{\mathbf{Y}}$ , and  $\mathbf{M}$  is a  $(d^2 + 1) \times (d^2 + 1)$  block matrix defined as

$$\mathbf{M} = \left( \begin{array}{c|c} k_u & -(\mu \mathbf{v} + D \dot{\mathbf{Q}}) + k_u(\mu \Omega_u + D \Omega_q) \mathbf{Q} \\ \hline 0 & k_u(1 + \mathcal{Z}) \end{array} \right). \quad (24)$$

Here, the upper-left block is the  $d^2$  dimensional identity matrix multiplied by  $k_u$ , lower-right block is the scalar  $k_u(1 + \mathcal{Z})$ . Taking the Fourier transform of Eq. (23) and using the Wiener-Khinchin theorem (Section E), we obtain a relation between the spectral density of the noise and the spectral density of  $\hat{\mathbf{Y}}$ :

$$\mathbf{S}_{\boldsymbol{\xi}}(\omega) = \frac{1}{k_u^2} (\mathbf{M} + i\omega \mathbf{I}) \mathbf{S}_{\mathbf{Y}}(\omega) (\mathbf{M}^T - i\omega \mathbf{I}) \quad (25)$$

where  $\mathbf{I}$  is the identity matrix. The spectral density  $\mathbf{S}_{\mathbf{Y}}$  is the Fourier transform of the autocorrelation function of  $\hat{\mathbf{Y}}_t$ . We use the following Fourier transform convention:

$$\mathbf{S}_{\mathbf{Y}}(\omega) = \int_{-\infty}^{\infty} \mathbf{C}_{\mathbf{Y}}(t) e^{-i\omega t} dt, \quad (26)$$

where the autocorrelation function is defined as

$$\begin{aligned} \mathbf{C}_{\mathbf{Y}}(t) &= \mathbb{E}[(\hat{\mathbf{Y}}_t - \mathbf{Y}_{\text{ss}})(\hat{\mathbf{Y}}_0 - \mathbf{Y}_{\text{ss}})^T] \\ &= \mathbb{E}[\mathbb{E}[(\hat{\mathbf{Y}}_t - \mathbf{Y}_{\text{ss}})|\hat{\mathbf{Y}}_0] (\hat{\mathbf{Y}}_0 - \mathbf{Y}_{\text{ss}})^T] \\ &= \mathbb{E}[(\mathbb{E}[\hat{\mathbf{Y}}_t|\hat{\mathbf{Y}}_0] - \mathbf{Y}_{\text{ss}}) (\hat{\mathbf{Y}}_0 - \mathbf{Y}_{\text{ss}})^T]. \end{aligned} \quad (27)$$

Here, all expectations are evaluated with respect to the steady-state distribution. In obtaining the second line, we consider  $t > 0$  and apply the tower rule for conditional expectations [48].

We now compute the conditional expectation in Eq. (27). The expression  $\mathbb{E}[\hat{\mathbf{Y}}_t|\hat{\mathbf{Y}}_0 = \mathbf{y}]$  denotes the mean of the steady-state trajectories  $\hat{\mathbf{Y}}_t$  that go through  $\hat{\mathbf{Y}}_0 = \mathbf{y}$ . Thus, we compute the conditional expectation by using the tower rule once more: First, we calculate the average of  $\hat{\mathbf{Y}}_t$  for some specific initial configuration of the linkers  $S_0$  at time  $t = 0$ , and then we take the average over all such configurations that have a certain stress and fraction of bound linkers, given as  $\hat{\mathbf{Y}}_0 = \mathbf{y}$ :

$$\mathbb{E}[\hat{\mathbf{Y}}_t | \mathbf{y}] = \mathbb{E}[\mathbb{E}[\hat{\mathbf{Y}}_t | S_0(\mathbf{y})] | \mathbf{y}]$$

where  $S_0(\mathbf{y})$  is the initial configuration of the linkers that yields  $\hat{\mathbf{Y}}_0 = \mathbf{y}$ . For example, if at  $t = 0$  only  $K \leq N$  linkers are bound, then  $S_0(\mathbf{y})$  can be written as:

$$S_0(\mathbf{y}) = \{\hat{\mathbf{u}}_i = \mathbf{u}_i, \hat{\mathbf{q}}_i = \mathbf{q}_i \text{ for } i = 1, \dots, K\}$$

such that  $\left( \sum_{i=1}^K \boldsymbol{\sigma}^{\text{linker}}(\mathbf{u}_i, \mathbf{q}_i), \frac{K}{N} \right) = \mathbf{y} \equiv (\boldsymbol{\sigma}(0), \phi(0))$ .

Because the linkers are indistinguishable, the state of the system is fully described by the distribution of linkers  $n(\mathbf{u}, \mathbf{q}, t)$ . Requiring an initial state  $S_0(\mathbf{y})$  is equivalent to requiring an initial distribution  $n^*(\mathbf{u}, \mathbf{q}, t=0)$

$$n^*(\mathbf{u}, \mathbf{q}, 0) = \frac{1}{N} \sum_{i=1}^K \delta(\mathbf{u} - \mathbf{u}_i) \delta(\mathbf{q} - \mathbf{q}_i)$$

Then, the state of the system at time  $t$  is given by the distribution of linkers  $n^*(\mathbf{u}, \mathbf{q}, t)$ , which evolved from the initial distribution  $n^*(\mathbf{u}, \mathbf{q}, 0)$  according to Eq. (1). Therefore, we can write

$$\mathbb{E}[\hat{\mathbf{Y}}_t | S_0(\mathbf{y})] = \langle \hat{\mathbf{Y}}_t \rangle_{\sim n^*} = (\boldsymbol{\sigma}(t), \phi(t)) \equiv \mathbf{Y}_t, \quad (28)$$

where for the second equality we used Eqs. (9) and (19). To obtain how  $\mathbf{Y}_t$  evolves from the initial condition, we use Eqs. (10) and (13) for the average stress and fraction of bound linkers. They can be written in a compact form as

$$\frac{1}{k_u} \frac{d}{dt} \mathbf{Y}_t = -\frac{1}{k_u} \mathbf{M}(\mathbf{Y}_t - \mathbf{Y}_{\text{ss}}), \quad (29)$$

where the matrix  $\mathbf{M}$  is the same as in Eq. (24). The initial distribution  $n^*(\mathbf{u}, \mathbf{q}, 0)$  sets an initial condition  $\mathbf{Y}_0 = \mathbf{y}$  for Eq. (29). Thus

$$\mathbb{E}[\hat{\mathbf{Y}}_t | S_0(\mathbf{y})] = \mathbf{Y}_t = \mathbf{Y}_{\text{ss}} + e^{-\mathbf{M}t}(\mathbf{y} - \mathbf{Y}_{\text{ss}})$$

The right-hand side depends on the initial state only through  $\mathbf{y}$ . The specific state of the linkers, denoted by  $S_0$ , is not relevant; only the initial stress and fraction of bound linkers matters. Using these results, the conditional expectation in Eq. (27) evaluates to

$$\mathbb{E}[(\hat{\mathbf{Y}}_t - \mathbf{Y}_{ss}) | \hat{\mathbf{Y}}_0] = e^{-Mt}(\hat{\mathbf{Y}}_0 - \mathbf{Y}_{ss}).$$

Finally, replacing this result into Eq. (27), we obtain the autocorrelation function:

$$C_{\mathbf{Y}}(t) = e^{-Mt} \Sigma \quad \text{for } t \geq 0, \quad (30)$$

$$\text{where } \Sigma = \mathbb{E}[(\hat{\mathbf{Y}} - \mathbf{Y}_{ss})(\hat{\mathbf{Y}} - \mathbf{Y}_{ss})^T] \quad (31)$$

is the covariance matrix of  $\hat{\mathbf{Y}}$ .

We now compute the spectral density in Eq. (25). Hence, we need the autocorrelation function both for positive and negative times. Using the time-translation invariance of the steady-state, we have

$$C_{\mathbf{Y}}(t) = C_{\mathbf{Y}}(-t)^T \quad \text{for } t < 0. \quad (32)$$

Then, using the result in Eq. (30) and the identity  $\int e^{-At} dt = -A^{-1}e^{-At} + c$  for a non-singular matrix  $A$ , we obtain

$$S_{\mathbf{Y}}(\omega) = (M + i\omega I)^{-1} \Sigma + \Sigma (M^T - i\omega I)^{-1}. \quad (33)$$

Substituting this result into Eq. (25) gives:

$$\begin{aligned} k_u^2 S_{\xi}(\omega) &= (M + i\omega I)(M + i\omega I)^{-1} \Sigma (M^T - i\omega I) \\ &\quad + (M + i\omega I) \Sigma (M^T - i\omega I)^{-1} (M^T - i\omega I) \\ &= \Sigma (M^T - i\omega I) + (M + i\omega I) \Sigma \\ &= \Sigma M^T + M \Sigma. \end{aligned}$$

This means that the noise spectrum is independent of  $\omega$ , corresponding to white noise:

$$\langle \hat{\xi}(t) \hat{\xi}(t')^T \rangle = \frac{1}{k_u^2} (\Sigma M^T + M \Sigma) \delta(t - t'). \quad (34)$$

We close this section with a few remarks:

- (i) We obtained that the noise on the stress and the fraction of bound linkers, in Eqs. (17) and (20), is white. This property comes from the fact that the linker dynamics is Markovian, i.e. memoryless. Yet, as the time derivative of  $\hat{\mathbf{Y}}$  appears in Eq. (23), the dynamics of the stress and the fraction of bound linkers is not memoryless. Rather, their correlations decay exponentially as shown in Eq. (30).
- (ii) Our results imply that, whenever an averaged constitutive relation (29) also holds for the conditional average  $\mathbf{Y}_t = \mathbb{E}[\hat{\mathbf{Y}}_t | \mathbf{Y}_0]$ , then the noise is white. In Section C, we demonstrate how this condition breaks down in the presence of colored noise (time-correlated noise). Specifically, we start with colored noise in Eq. (23) and show that the conditional average does not satisfy Eq. (29).

- (iii) Note that Eq. (34) does not impose a specific distribution of the noise;  $\hat{\xi}(t)$  is not necessarily Gaussian and  $\hat{\xi}$  is not a Wiener process [48]. In fact, in our system with linkers, the noise  $\xi^\sigma$  is a stochastic process with jumps, as can be seen from Eqs. (21a) and (21b).

Having determined the noise spectrum, we now turn to its amplitude, given by  $(\Sigma M^T + M \Sigma)$ , where  $\Sigma$  is the covariance matrix of  $\hat{\mathbf{Y}}$  (see Eq. (31)). Since  $\Sigma$  characterizes the steady state of the system, our next step is to determine the steady-state distribution  $n_{ss}(\mathbf{u}, \mathbf{q})$  in order to calculate  $\Sigma$ .

## 5. STEADY STATE DISTRIBUTION

In this section, we derive the steady-state distribution  $n_{ss}(\mathbf{u}, \mathbf{q})$ , which gives the steady-state fraction of linkers bound at each state  $(\mathbf{u}, \mathbf{q})$ . Using this distribution, in the next section we calculate the covariance matrix  $\Sigma$  of  $\hat{\mathbf{Y}}$  defined in Eq. (31), which is then used to calculate the noise amplitude in (34).

To find the steady-state distribution, we set the time derivative in Eq. (1) to zero. Solving the resulting equation with the method of integrating factors (see Section D), we obtain

$$n_{ss}(\mathbf{u}, \mathbf{q}) = \frac{1}{1 + \mathcal{Z}} \int_0^\infty k_b(\mathbf{u} - \mathbf{v}\tau, \mathbf{q} - \dot{\mathbf{Q}}\tau) e^{-k_u \tau} d\tau. \quad (35)$$

The steady-state distribution deviates from the equilibrium distribution because of (i) the external driving, given by the shear and rotation rates  $\mathbf{v}$  and  $\dot{\mathbf{Q}}$ , and (ii) the activity  $\Omega$  in the binding rate  $k_b$  (see Eq. (4)). Setting both of these effects to zero, Eq. (35) reduces to the Boltzmann distribution  $n_{eq} = (1 + \mathcal{Z})^{-1} e^{-\beta F}$  for an equilibrium system.

We now provide an interpretation of Eq. (35), which describes how external drives  $(\mathbf{v}, \dot{\mathbf{Q}})$  distort the steady-state distribution away from equilibrium. Consider a linker that is bound to state  $(\mathbf{u}, \mathbf{q})$ . If the linker has been bound for a time  $\tau$ , it must have initially bound to state  $(\mathbf{u}_0, \mathbf{q}_0) = (\mathbf{u} - \mathbf{v}\tau, \mathbf{q} - \dot{\mathbf{Q}}\tau)$ , and subsequently drifted to  $(\mathbf{u}, \mathbf{q})$  due to external driving. This explains the argument of the binding rate  $k_b(\mathbf{u}_0, \mathbf{q}_0)$  in Eq. (35). The probability that a linker binds at  $(\mathbf{u}_0, \mathbf{q}_0)$  is  $k_b(\mathbf{u}_0, \mathbf{q}_0) / \int k_b(\mathbf{u}, \mathbf{q}) d\mathbf{u} d\mathbf{q} = k_b(\mathbf{u}_0, \mathbf{q}_0) / (\mathcal{Z} k_u)$ , where we used Eq. (14). Thus, the probability of finding a linker bound at  $(\mathbf{u}, \mathbf{q})$  conditioned on being bound for a time  $\tau$  is equal to the fraction of bound linkers  $\phi_{ss}$  times  $k_b(\mathbf{u}_0, \mathbf{q}_0) / (\mathcal{Z} k_u)$ . Averaging this result over  $\tau$  yields  $n_{ss}(\mathbf{u}, \mathbf{q}) = \phi_{ss} \langle k_b(\mathbf{u} - \mathbf{v}\tau, \mathbf{q} - \dot{\mathbf{Q}}\tau) / (k_u \mathcal{Z}) \rangle_\tau$ . In Section D.2, we show that  $\tau$  is exponentially distributed with rate  $k_u$ , from which Eq. (35) follows.

We now discuss the effects of activity and external driving on the steady-state distribution for the stress  $\sigma$ . The stress that a linker bound at  $(\mathbf{u}, \mathbf{q})$  exerts on the network is given by Eq. (6). Hence, we use Eq. (6) to change the

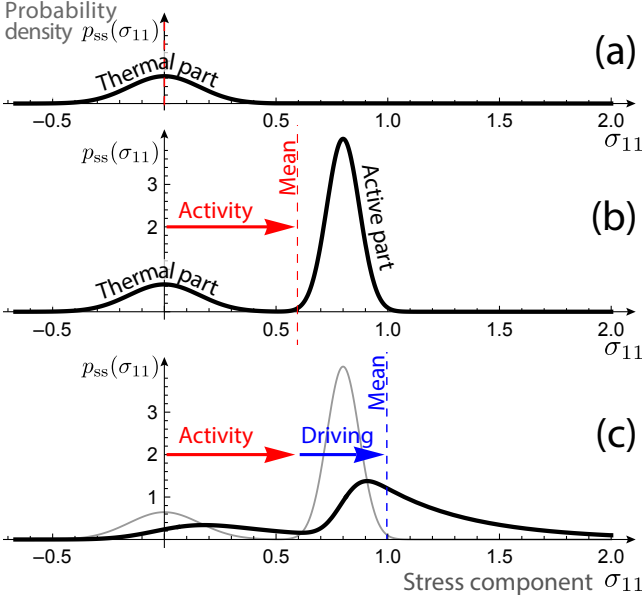


FIG. 2. **Activity and external drivings shift the stress probability distribution.** Steady-state distribution of the  $\sigma_{11}$  component of the stress tensor in equilibrium (a), in the presence of activity (b), and of activity and external driving (c). The stress distribution results from the distribution of bound linkers given in Eq. (35) (see text). Each bound linker contributes a stress  $\sigma^{\text{linker}}(\mathbf{u}, \mathbf{q})$  as defined in Eq. (6). (a) Isotropic stress distribution in thermal equilibrium ( $\Omega = 0$  in Eq. (4)). The distribution is symmetric around  $\sigma_{11} = 0$  with vanishing mean stress. (b) Effect of activity on the stress distribution. The distribution has contributions from thermal and active fluctuations; the latter arise from the breaking of detailed balance in Eq. (3). For the active part, we consider the molecular activity  $\Omega(\mathbf{u}, \mathbf{q})$  presented in Section 6.3, which promotes binding at certain orientation  $\mathbf{q} = \mathbf{Q}$ . We take  $Q_{11} = 1$ . Because we also choose a positive elastone-matic coupling  $D > 0$  (which couples  $\mathbf{u}$  and  $\mathbf{q}$ , see free energy Eq. (5)), the linker is biased to binding at states with positive  $u_{11}$ . Thus, the stress  $\sigma_{11} \sim \mu u_{11} + D q_{11}$  is also biased towards positive values. Overall, the mean stress becomes positive because of the symmetry-breaking molecular activity. (c) Shearing the system at a rate  $v_{11} > 0$  additionally shifts the distribution in the direction of  $v_{11}$ , as encoded in Eq. (35). Parameter values, chosen for illustration purposes, are given in Eq. (G15). See Section G for more details, and the distribution function's visualisation in two dimensions.

variables of  $n_{\text{ss}}(\mathbf{u}, \mathbf{q})$  from  $\mathbf{u}, \mathbf{q}$  to  $\boldsymbol{\sigma}$ , and thus obtain the steady-state distribution for the stress tensor (see Section G for details). From it, we calculate the average stress (see Section D.3)

$$\boldsymbol{\sigma}_{\text{ss}} = \frac{\phi}{k_{\text{u}}} (\mu \mathbf{v} + D \dot{\mathbf{Q}}) + \zeta \mathbf{Q}, \quad (36)$$

which matches the long-time limit of the constitutive relation in Eq. (10). Figure 2 illustrates how *activity* and *external driving* shift the stress distribution  $p_{\text{ss}}(\boldsymbol{\sigma})$ . Although the contributions from *activity* and *external driving* are additive in the average stress in Eq. (36), their

effects on the steady-state distribution  $n_{\text{ss}}$  are not additive. One reason is that these two effects do not commute: Consider first turning on the activity (going from Fig. 2a to Fig. 2b). This change affects the population of bound linkers, which are then stretched and rotated by the external driving (going from Fig. 2b to Fig. 2c). Now, consider first shifting the distribution of bound linkers due to driving. This shift would affect the states available for binding, and hence, subsequently turning on activity would have a different effect on the distribution of bound linkers. Whereas it does not impact the average stress (Eq. (36)), this interdependence of the effects of *activity* and *external driving* on the steady-state distribution of the linkers gives rise to cross-coupling terms in the variance of the stress tensor  $\langle \hat{\sigma}_{\alpha\beta} \hat{\sigma}_{\mu\nu} \rangle_{\text{ss}} - \langle \hat{\sigma}_{\alpha\beta} \rangle_{\text{ss}} \langle \hat{\sigma}_{\mu\nu} \rangle_{\text{ss}}$ , calculated in Eq. (D24) in appendix. As a result, it also impacts the noise amplitude, which we calculate in the following section.

## 6. AMPLITUDE OF THE NOISE

Having established the steady-state distribution of bound linkers, Eq. (35), we are now ready to calculate the covariance matrix  $\Sigma$ , introduced in Eq. (31), and hence the amplitude of the noise given in Eq. (34). Specifically, for the stress covariance, we evaluate integrals like

$$\langle \hat{\sigma}_{\alpha\beta} \hat{\sigma}_{\mu\nu} \rangle_{\text{ss}} = \frac{1}{N} \int \frac{\partial f}{\partial u_{\alpha\beta}} \frac{\partial f}{\partial u_{\mu\nu}} n_{\text{ss}}(\mathbf{u}, \mathbf{q}) d\mathbf{u} d\mathbf{q},$$

where we have used Eqs. (6) and (7) and assumed independent linkers. This integral, along with the other components of  $\Sigma$ , can be directly evaluated as shown in Section D.3. Then, using Eq. (34), we determine the amplitude of the noise in the constitutive relation Eq. (17):

$$\langle \hat{\xi}_{\alpha\beta}^{\sigma}(t) \hat{\xi}_{\mu\nu}^{\sigma}(t') \rangle = \Lambda_{\alpha\beta\mu\nu}^{\sigma} \frac{1}{V} \delta(t - t'), \quad (37)$$

where the amplitude  $\Lambda_{\alpha\beta\mu\nu}^{\sigma}$  decomposes into four parts:

$$\Lambda_{\alpha\beta\mu\nu}^{\sigma} = \Lambda_{\alpha\beta\mu\nu}^{\text{thermal}} + \Lambda_{\alpha\beta\mu\nu}^{\text{driven}} + \Lambda_{\alpha\beta\mu\nu}^{\text{active}} + \Lambda_{\alpha\beta\mu\nu}^{\text{cross}}, \quad (38)$$

which we discuss below.

### 6.1. Thermal, driven, and active contributions

In thermodynamic equilibrium, where both the activity and the external drivings vanish ( $\Omega = 0$ ,  $\mathbf{v} = \dot{\mathbf{Q}} = 0$ ), only the thermal contribution remains, and it is given by

$$\Lambda_{\alpha\beta\mu\nu}^{\text{thermal}} = 4\eta k_{\text{B}} T \mathbf{T}_{\alpha\beta\mu\nu}^{(\text{iso})}, \quad (39)$$

where  $\mathbf{T}_{\alpha\beta\mu\nu}^{(\text{iso})} = \frac{1}{2}(\delta_{\alpha\nu}\delta_{\beta\mu} + \delta_{\alpha\mu}\delta_{\beta\nu}) - \frac{1}{d}\delta_{\alpha\beta}\delta_{\mu\nu}$  is the 4<sup>th</sup>-rank isotropic tensor,  $k_{\text{B}}T$  is the thermal energy, and  $\eta$  is the equilibrium viscosity given by Eq. (11) with  $\phi = \phi_{\text{eq}} = \phi_{\text{ss}}(\Omega = 0)$ . In equilibrium, the noise and

dissipative coefficient  $\eta$  must satisfy the Fluctuation-Dissipation theorem (FDT) [46, 47]. In Section F, we verify that Eq. (39) indeed satisfies the FDT. Hence, our model reproduces equilibrium thermal noise when detailed balance is satisfied ( $\Omega = 0$ ).

The external driving puts the system out of equilibrium while preserving detailed balance at the mesoscopic scale, so that the system remains passive, but driven. In our model, this corresponds to  $\Omega = 0$  and  $\mathbf{v}, \dot{\mathbf{Q}} \neq 0$ . Interestingly, this external driving leads to additional noise with amplitude

$$\Lambda_{\alpha\beta\mu\nu}^{\text{driven}} = \frac{2\phi_{\text{ss}}}{\rho k_{\text{u}}^3} (\mu v_{\alpha\beta} + D\dot{Q}_{\alpha\beta})(\mu v_{\mu\nu} + D\dot{Q}_{\mu\nu}) \quad (40)$$

Thus, our model predicts a nonequilibrium contribution to the noise in passive driven systems. While the external drivings are held constant in our model, Eq. (40) suggests that this noise contribution would be multiplicative if  $\mathbf{v}$  and  $\dot{\mathbf{Q}}$  were treated as dynamical variables. The driven contribution  $\Lambda^{\text{driven}}$  depends on temperature only indirectly through the fraction of bound linkers  $\phi_{\text{ss}}$  (see Eq. (16)). Moreover, since  $\Lambda^{\text{driven}}$  is of second order in the drivings  $\mathbf{v}$  and  $\dot{\mathbf{Q}}$ , it is often neglected in linear approximations [46, 49].

When activity is introduced ( $\Omega \neq 0$ ), two additional contributions to the noise amplitude emerge: a purely active contribution and a cross contribution from the combined effects of activity and external driving. The purely active contribution is given by

$$\Lambda_{\alpha\beta\mu\nu}^{\text{active}} = -4\eta k_{\text{B}} T \mathsf{T}_{\alpha\beta\mu\nu}^{(\text{iso})} \frac{\Omega_0}{\mathcal{Z}} + \frac{2}{\rho k_{\text{u}}(1 + \mathcal{Z})} \int (\mu u_{\alpha\beta} + Dq_{\alpha\beta})(\mu u_{\mu\nu} + Dq_{\mu\nu}) \Omega \, \mathbf{d}\mathbf{u} \, \mathbf{d}\mathbf{q}, \quad (41)$$

which depends explicitly on the function  $\Omega$  that quantifies the breaking of detailed balance;  $\Omega_0$  is the zeroth moment of  $\Omega$  defined in Eq. (15), and the second moments of  $\Omega$  appear in the second line. This result provides a fluctuation-activity relation, as it connects the amplitude of the active noise with the microscopic activity, namely the breaking of detailed balance specified by  $\Omega$ . Whereas the first term in Eq. (41) is an isotropic contribution that can be subsumed in an effective temperature, the second contribution is anisotropic and cannot.

Finally, the cross contribution is

$$\Lambda_{\alpha\beta\mu\nu}^{\text{cross}} = \frac{2\zeta}{\rho k_{\text{u}}^2} \left[ (\mu v_{\alpha\beta} + D\dot{Q}_{\alpha\beta}) Q_{\mu\nu} + (\mu v_{\mu\nu} + D\dot{Q}_{\mu\nu}) Q_{\alpha\beta} \right], \quad (42)$$

which depends directly both on the drivings  $\mathbf{v}$  and  $\dot{\mathbf{Q}}$ , and on activity through the active stress coefficient  $\zeta$  (see Eq. (11)). The origin of this cross term was discussed in the last paragraph of Section 5.

Notice that the decomposition into passive and active noise contributions in Eq. (38) is not perfect: The “thermal” part  $\Lambda_{\alpha\beta\mu\nu}^{\text{thermal}}$  depends on activity through viscosity

$\eta$  (see Eq. (11)). Moreover, the duty ratio  $\mathcal{Z}$ , defined in Eq. (14), depends on both activity  $\Omega$  and temperature. Therefore, the active contribution  $\Lambda_{\alpha\beta\mu\nu}^{\text{active}}$  depends on temperature too. In the following section, we study the active part of the noise amplitude.

## 6.2. Symmetries of the noise amplitude tensor

The noise amplitude  $\Lambda_{\alpha\beta\mu\nu}^{\sigma}$  in Eq. (37) is a fourth-rank tensor with 81 entries. However, it has symmetries that strongly reduce its number of degrees of freedom. These symmetries arise from two facts: (i) that  $\Lambda_{\alpha\beta\mu\nu}^{\sigma}$  is defined in Eq. (37) as the product of the noise tensor  $\hat{\xi}_{\alpha\beta}$ , which is itself a second-rank traceless and symmetric tensor; and (ii) that we assume a uniaxial nematic, such that the system is invariant under rotations around the axis of nematic order.

The rank-4 tensors  $\mathsf{T}$  that satisfy above symmetries have the following properties:

- Traceless with respect to the first and last pairs of indices:  $\mathsf{T}_{\xi\xi\mu\nu} = 0$ ,  $\mathsf{T}_{\alpha\beta\xi\xi} = 0$ ,
- Symmetric with respect to the first and last pairs of indices:  $\mathsf{T}_{\alpha\beta\mu\nu} = \mathsf{T}_{\beta\alpha\mu\nu}$ ,  $\mathsf{T}_{\alpha\beta\mu\nu} = \mathsf{T}_{\alpha\beta\nu\mu}$ ,
- Symmetric under the exchange of the first and last pairs of indices:  $\mathsf{T}_{\alpha\beta\mu\nu} = \mathsf{T}_{\mu\nu\alpha\beta}$ ,
- Rotationally invariant around the nematic director  $\mathbf{n}$ :  $R_{\alpha\alpha'} R_{\beta\beta'} R_{\gamma\gamma'} R_{\nu\nu'} \mathsf{T}_{\alpha'\beta'\mu'\nu'} = \mathsf{T}_{\alpha\beta\mu\nu}$ , where  $R$  is an arbitrary rotation matrix around the nematic director axis  $\mathbf{n}$ ,

where the first three properties follow from (i) and the last property follows from (ii).

The linearly independent tensors that satisfy these requirements are (see Section H for derivation)

$$\mathsf{T}_{\alpha\beta\mu\nu}^{(0)} = \frac{1}{2}(\delta_{\alpha\nu}\delta_{\beta\mu} + \delta_{\alpha\mu}\delta_{\beta\nu}) - \frac{1}{3}\delta_{\alpha\beta}\delta_{\mu\nu} \equiv \mathsf{T}_{\alpha\beta\mu\nu}^{(\text{iso})}, \quad (43a)$$

$$\mathsf{T}_{\alpha\beta\mu\nu}^{(1)} = \frac{1}{4}[(\delta_{\alpha\mu}N_{\beta\nu} + \delta_{\beta\nu}N_{\alpha\mu}) + (\delta_{\alpha\nu}N_{\beta\mu} + \delta_{\beta\mu}N_{\alpha\nu})] - \frac{1}{3}(\delta_{\alpha\beta}N_{\mu\nu} + \delta_{\mu\nu}N_{\alpha\beta}), \quad (43b)$$

$$\mathsf{T}_{\alpha\beta\mu\nu}^{(2)} = N_{\alpha\beta}N_{\mu\nu}. \quad (43c)$$

where  $N_{\alpha\beta} = n_{\alpha}n_{\beta} - \frac{1}{3}\delta_{\alpha\beta}$  is the orientation tensor, with  $\mathbf{n}$  being the nematic director with  $|\mathbf{n}| = 1$ . For a uniaxial nematic, it relates to the full nematic order-parameter tensor as  $Q_{\alpha\beta} = |\mathbf{Q}|N_{\alpha\beta}$  where  $|\mathbf{Q}|$  is the strength of the nematic order. The superscripts denote the order in  $\mathbf{Q}$  of each tensor. The first tensor  $\mathsf{T}^{(\text{iso})}$  is the (totally symmetric) isotropic rank-4 tensor, which has already appeared in Eq. (39).

All the contributions to the noise amplitude in Eq. (38) can be expressed as a linear combination of the tensors in Eq. (43). We now do this for the active noise amplitude



Eq. (41). Similar to Eq. (12), we decompose the integrals in Eq. (41) as

$$\int u_{\alpha\beta} u_{\mu\nu} \Omega \, d\mathbf{u} \, d\mathbf{q} = \sum_{i=0}^2 \Omega_{uu}^{(i)} \mathcal{T}_{\alpha\beta\mu\nu}^{(i)}, \quad (44a)$$

$$\int q_{\alpha\beta} q_{\mu\nu} \Omega \, d\mathbf{u} \, d\mathbf{q} = \sum_{i=0}^2 \Omega_{qq}^{(i)} \mathcal{T}_{\alpha\beta\mu\nu}^{(i)}, \quad (44b)$$

$$\int \frac{1}{2} (u_{\alpha\beta} q_{\mu\nu} + q_{\alpha\beta} u_{\mu\nu}) \Omega \, d\mathbf{u} \, d\mathbf{q} = \sum_{i=0}^2 \Omega_{uq}^{(i)} \mathcal{T}_{\alpha\beta\mu\nu}^{(i)}. \quad (44c)$$

These relations uniquely define nine scalar quantities, since the tensors in (43) are linearly independent. These quantities –  $\Omega_{uu}^{(i)}$ ,  $\Omega_{uq}^{(i)}$ , and  $\Omega_{qq}^{(i)}$  for  $i = 0, 1, 2$  – characterize how the breaking of detailed balance generates active fluctuations. In terms of them, the active noise amplitude can be expressed as

$$\Lambda_{\alpha\beta\mu\nu}^{\text{active}} = -4\eta k_B T \frac{\Omega_0}{\mathcal{Z}} \mathcal{T}_{\alpha\beta\mu\nu}^{(\text{iso})} + \sum_{i=0}^2 \left( \mu^2 \Omega_{uu}^{(i)} + 2\mu D \Omega_{uq}^{(i)} + D^2 \Omega_{qq}^{(i)} \right) \mathcal{T}_{\alpha\beta\mu\nu}^{(i)}. \quad (45)$$

This compact representation shows how the nonequilibrium noise statistics can be expressed in terms of the 12 activity scalar quantities ( $\Omega_0$ , two first moments, 9 second moments) introduced above.

### 6.3. Orientation-selective activity: a minimal illustrative case

Here, we illustrate the properties of the active noise by taking a simple specific form of the molecular activity:

$$\Omega(\mathbf{u}, \mathbf{q}) = \Omega(\mathbf{u}) \delta(\mathbf{q} - \mathbf{Q}). \quad (46)$$

This choice corresponds to activity that selectively promotes binding to a prescribed alignment  $\mathbf{Q}$ , enforced here through a Dirac delta function. In practice, however, the delta function should be understood as an idealization. Real systems exhibit a finite width in alignment selectivity. This is particularly important when the activity is negative ( $\Omega(\mathbf{u}, \mathbf{q}) < 0$ ), corresponding to suppressed binding: in that case, the binding rate  $k_b$  in Eq. (3) must remain positive, which can only be satisfied by a sharply peaked but finite-width function instead of  $\delta(\mathbf{q} - \mathbf{Q})$ . For clarity and analytical simplicity, we will continue to use the delta function representation in what follows.

Additionally, we assume that the strain part  $\Omega(\mathbf{u})$  in Eq. (46) is invariant under any rotation. With this symmetry, the first moments of the activity defined in Eq. (12) evaluate to

$$\Omega_u = 0, \quad \Omega_q = \Omega_0. \quad (47)$$

These quantities measure the departure from detailed balance, and they appear as factors in the active stress coefficient  $\zeta$  in Eq. (11).

Respectively, here we found that the second moments of the molecular activity determine the active noise strength. Using their definition in Eq. (44), we obtain

$$\Omega_{uu}^{(0)} = A\Omega_0, \quad \Omega_{qq}^{(2)} = \Omega_0 |\mathbf{Q}|^2. \quad (48)$$

with all other coefficients being zero (note that  $Q_{\alpha\beta} Q_{\mu\nu} = |\mathbf{Q}|^2 \mathcal{T}_{\alpha\beta\mu\nu}^{(2)}$ ). Here we introduced a standard-deviation-like parameter  $A > 0$ , which characterizes the width of the function  $\Omega(\mathbf{u})$ .

Ignoring contributions from the external driving in Eq. (38), the total noise magnitude for this simple choice of activity is given by

$$\Lambda_{\alpha\beta\mu\nu}^{\sigma} = 4\eta k_B T \frac{1}{1 + \Omega_0/\mathcal{Z}_{\text{th}}} \mathcal{T}_{\alpha\beta\mu\nu}^{(\text{iso})} + \frac{2\Omega_0}{\rho k_u (1 + \mathcal{Z}_{\text{th}} + \Omega_0)} \left( A \mu^2 \mathcal{T}_{\alpha\beta\mu\nu}^{(\text{iso})} + D^2 Q_{\alpha\beta} Q_{\mu\nu} \right) \quad (49)$$

In the activity-dominated regime, where  $\Omega_0 \gg \mathcal{Z}_{\text{th}}$ , the thermal contribution becomes negligible. Beyond this limit, two distinct active contributions remain. The first one is a direct analogue of the thermal term. In the activity-dominated regime, the viscosity takes the form  $\eta = \frac{\mu\phi}{2k_u} = \frac{\mu\Omega_0}{2k_u(1+\Omega_0)}$ , and the parameter  $A$ , defined in Eq. (48), plays the role analogous to  $\frac{\rho k_B T}{\mu}$  in the Boltzmann factor of Eq. (4). Thus, with effective temperature  $T_{\text{eff}} = \frac{A\mu}{\rho k_B}$ , the first term in the second line of Eq. (49) can therefore be interpreted as an equilibrium-like contribution, equivalent to  $4\eta k_B T_{\text{eff}}$ .

The second term, proportional to  $Q_{\alpha\beta} Q_{\mu\nu}$ , represents a genuinely nonequilibrium active contribution that has no analogue within the equilibrium thermodynamic framework. This term arises because molecular activity  $\Omega$  biases crosslink binding toward specific orientations characterized by  $\mathbf{Q}$ . Owing to the elastonomic coupling coefficient  $D$ , crosslinks preferentially bind with local strain fields  $\mathbf{u} \sim D\mathbf{Q}$ . Consequently, this mechanism introduces anisotropy in both the stress fluctuations and the corresponding noise amplitude.

Overall, the specific choice of molecular activity in Eq. (46) significantly simplifies the results, reducing the number of independent activity parameters from twelve to only two. In the following section, we investigate the dynamics of a tracer particle embedded in an active gel described by this choice of molecular activity.

## 7. FLUCTUATIONS OF A TRACER PARTICLE

In the previous sections, we derived the noise term in the constitutive relation for the stress tensor of an active gel. Now, we discuss how this noise affects a tracer particle. Specifically, we calculate the fluctuation spectrum and the response function of a tracer particle immersed in the active gel. In experiments, these quantities are measured by passive and active microrheology, respectively, and comparing them can reveal departures from the FDT that indicate the presence of active fluctuations.

If the tracer particle experiences a displacement  $\mathbf{R}(t)$  when subject to an external force  $\mathbf{F}^{\text{ext}}(t)$ , the response function  $\chi^R$  is defined, in Fourier space, by

$$\tilde{R}_\alpha(\omega) = \chi_{\alpha\beta}^R(\omega) \tilde{F}_\beta^{\text{ext}}(\omega). \quad (50)$$

Respectively, the fluctuation spectrum is defined as the Fourier transform of the autocorrelation function of the particle's position:

$$S_{\alpha\beta}^R(\omega) = \int_{-\infty}^{\infty} \left\langle \hat{R}_\alpha(t) \hat{R}_\beta(0) \right\rangle e^{-i\omega t} dt. \quad (51)$$

In thermodynamic equilibrium, these two quantities are related by the fluctuation-dissipation theorem (FDT):

$$S_{\alpha\beta}^{R,\text{eq}}(\omega) = -\frac{2k_B T}{\omega} \chi_{\alpha\beta}''(\omega), \quad (52)$$

where  $\chi_{\alpha\beta}''$  is the imaginary part of the response function. Below, we calculate  $\chi^R$  and  $S^R$  for a tracer particle in an active gel, and demonstrate the FDT violation due to broken detailed balance in the active gel.

To this end, we first write the fluctuating hydrodynamic equations for an incompressible active viscoelastic fluid that follows the constitutive relation Eq. (17). Here, we focus on a situation with a constant and uniform nematic orientation  $\mathbf{Q}$ , and in the low-Reynolds limit characteristic of intracellular flows. Thus, the fluctuating hydrodynamic equations are

$$\partial_\beta \hat{\sigma}_{\alpha\beta}^{\text{tot}} = 0, \quad \hat{\sigma}_{\alpha\beta}^{\text{tot}} = \hat{\sigma}_{\alpha\beta} - \delta_{\alpha\beta} \hat{p}, \quad \partial_\alpha \hat{v}_\alpha = 0, \quad (53a)$$

$$\left(1 + \frac{1}{k_u} \frac{\partial}{\partial t}\right) \hat{\sigma}_{\alpha\beta} = 2\hat{\eta} \hat{v}_{\alpha\beta} - \hat{\zeta} Q_{\alpha\beta} + \hat{\xi}_{\alpha\beta}^\sigma. \quad (53b)$$

The total stress tensor  $\hat{\sigma}^{\text{tot}}$  includes the deviatoric stress  $\hat{\sigma}$  and the pressure  $\hat{p}$ . The strain rate tensor is defined as  $\hat{v}_{\alpha\beta} = \frac{1}{2}(\partial_\alpha \hat{v}_\beta + \partial_\beta \hat{v}_\alpha)$ , where  $\hat{v}_\alpha$  is the velocity field. As before, the symbol ‘ $\hat{\cdot}$ ’ denotes fluctuating quantities.

Equation (53b) has three main differences with respect to Eq. (17):

- (i) The flow-alignment coupling term is absent since we took the nematic order to be constant, i.e.,  $\dot{\mathbf{Q}} = 0$ .
- (ii) Rather than taking an imposed shear  $v_{\alpha\beta}$ , the velocity field  $\hat{v}$  is now a dynamical variable and thus exhibits fluctuations. This means that, unlike in Eq. (17), the strain rate tensor  $\hat{v}_{\alpha\beta}$  is also fluctuating. Whereas the driven and cross contributions to the noise ( $\Lambda^{\text{driven}}$  and  $\Lambda^{\text{cross}}$  in Eqs. (40) and (42)) depend on  $v_{\alpha\beta}$ , they are of higher order in the strain rate than the thermal and active contributions ( $\Lambda^{\text{thermal}}$  and  $\Lambda^{\text{active}}$ ), as argued in Section 6. Thus, we neglect  $\Lambda^{\text{driven}}$  and  $\Lambda^{\text{cross}}$  by assuming weak driving, and we focus on the effects of activity.
- (iii) Eq. (53b) includes a partial time derivative because the equations are formulated for space-dependent fields  $\sigma_{\alpha\beta}(\mathbf{r}, t)$  and  $v_\alpha(\mathbf{r}, t)$ . In contrast, Eqs. (17) and (37) were written for a small coarse-graining volume  $V$ . Here, we decompose the space into such small volumes and assign stress, strain rate, noise, etc., to each volume element. Additionally, we assume that the noise is uncorrelated across different

coarse-graining volumes. Hence, for sufficiently small  $V$ , noise is delta-correlated in space:

$$\langle \hat{\xi}_{\alpha\beta}^\sigma(\mathbf{r}, t) \hat{\xi}_{\mu\nu}^\sigma(\mathbf{r}', t') \rangle = \Lambda_{\alpha\beta\mu\nu}^\sigma \delta(\mathbf{r} - \mathbf{r}') \delta(t - t'). \quad (54)$$

We now consider a spherical tracer particle of radius  $a$  immersed in the active gel, and we calculate the tracer's positional fluctuations following Refs. [50, 51]. To this end, we impose no-slip boundary conditions for the particle, meaning the fluid velocity at the particle's surface matches the particle's velocity  $U_\alpha$ :

$$\hat{v}_\alpha(\mathbf{r}, t) = \hat{U}_\alpha(t), \quad \mathbf{r} \in \hat{S}(t) \quad (55)$$

where  $\hat{S}(t)$  is the surface of the tracer particle defined by points satisfying  $|\mathbf{r} - \hat{\mathbf{R}}(t)| = a$ .

To obtain the response function, we neglect inertia of the particle and consider the balance of an external force on the particle with the drag force exerted by the gel:

$$0 = \hat{F}_\alpha^{\text{gel}}(t) + \hat{F}_\alpha^{\text{ext}}(t) = \oint_{\hat{S}(t)} \hat{\sigma}_{\alpha\beta}^{\text{tot}} dS_\beta + \hat{F}_\alpha^{\text{ext}}(t). \quad (56)$$

To evaluate the drag force, we solve Eqs. (53) and (55) and obtain a generalisation of the Stokes law for a viscoelastic medium (in Section I.1, we linearize the boundary condition (55) assuming small tracer displacements and solve with Eq. (53)):

$$\hat{F}_\alpha^{\text{gel}}(t) = -6\pi a \eta \int_0^t k_u e^{-k_u(t-t')} U_\alpha(t') dt', \quad (57)$$

where  $\eta = \langle \hat{\eta} \rangle_{\text{ss}}$  is the steady-state viscosity of the gel. Transforming this result to Fourier space, we obtain the response function as defined in Eq. (50) (see Section I.1 for details):

$$\chi_{\alpha\beta}^R(\omega) = \chi^R(\omega) \delta_{\alpha\beta}, \quad \chi^R(\omega) = \frac{(\omega/k_u) - i}{6\pi a \eta \omega}. \quad (58)$$

We now compute the position fluctuation spectrum  $S_{\alpha\beta}^R$  of the free tracer particle. This means  $\hat{F}^{\text{ext}} = 0$  and the tracer undergoes Brownian motion. The fluctuation spectrum can be written as (see Section I.2)

$$S_{\theta\phi}^R(\omega) = \frac{1+\omega^2/k_u^2}{(6\pi a \eta \omega)^2} \int_{|\mathbf{r}|>a} d^3\mathbf{r} P_{\alpha\theta,\beta}(\mathbf{r}) P_{\mu\phi,\nu}(\mathbf{r}) S_{\alpha\beta\mu\nu}^{\text{partial}}(\omega). \quad (59)$$

Here,  $P_{\alpha\gamma,\beta}(\mathbf{r}) = \frac{\partial}{\partial r_\beta} P_{\alpha\gamma}(\mathbf{r})$ , and

$$P_{\alpha\gamma}(\mathbf{r}) = \frac{3a}{4r} \left(1 + \frac{a^2}{3r^2}\right) \delta_{\alpha\gamma} + \frac{3a}{4r^3} \left(1 - \frac{a^2}{r^2}\right) r_\alpha r_\gamma \quad (60)$$

is a generalization of the Oseen tensor to describe the flow field around a spherical particle of size  $a$  as [52, 53]

$$v_\alpha(\mathbf{r} - \mathbf{R}, t) = P_{\alpha\gamma}(\mathbf{r} - \mathbf{R}) U_\gamma(t).$$

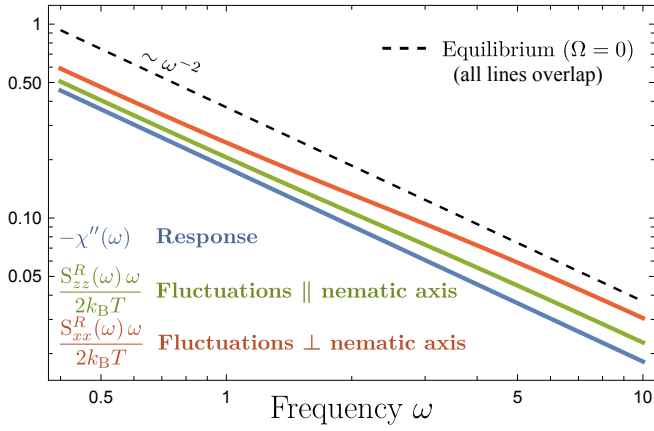


FIG. 3. Visualisation of the response function  $\chi(\omega)$  from Eq. (58) and the fluctuation spectrum  $S^R(\omega)$  from Eq. (62). The latter is scaled using the FDT (52) to highlight the departure from equilibrium. The parameters are  $k_u = k_B T = \mu = \chi = \Omega_0 = a = 1$ ,  $D = 0.8$ ,  $\rho = A = 0.15$  and  $|\mathbf{Q}| = 1$  with  $z$ -axis of nematic order. The dashed line indicates the equilibrium case  $\Omega = 0$ , when all three curves coincide. Note that the dashed line is above the response function (blue solid line), because the viscosity  $\eta$  also depends on activity.

Respectively,  $S_{\alpha\beta\mu\nu}^{\text{partial}}(\omega)$  is the partial stress spectrum, defined as the stress fluctuation spectrum at fixed strain rate  $v_{\alpha\beta} = 0$ , so that it only captures the fluctuations arising from the noise  $\hat{\xi}_{\alpha\beta}^\sigma$  and from the active stress coefficient  $\hat{\zeta}$ . Recall that the full stress fluctuation spectrum is given by Eq. (33) and corresponds to the  $d^2 \times d^2$  upper-left block of  $\mathbf{S}_Y(\omega)$ .

To evaluate the integral in Eq. (59), we decompose the partial stress spectrum into invariant tensors (c.f. Section 6.2 and Eq. (43)):

$$S_{\alpha\beta\mu\nu}^{\text{partial}}(\omega) = \sum_{i=0,1,2} S^{(i)}(\omega) \mathbf{T}_{\alpha\beta\mu\nu}^{(i)}, \quad (61)$$

with scalar functions  $S^{(i)}(\omega)$  as coefficients.

Evaluating the integral (59) for each  $\mathbf{T}^{(i)}$  tensor, which form the basis of decomposition, we obtain (see Section I.2):

$$S_{\theta\phi}^R(\omega) = \frac{1 + \omega^2/k_u^2}{(6\pi a\eta\omega)^2} \pi a \left[ \left( 3S^{(0)}(\omega) + \frac{2}{5}S^{(2)}(\omega) \right) \delta_{\theta\phi} + \left( \frac{3}{4}S^{(1)}(\omega) + \frac{3}{7}S^{(2)}(\omega) \right) N_{\theta\phi} \right],$$

where we recall that the orientation tensor  $N_{\alpha\beta}$  is defined by  $Q_{\alpha\beta} = |\mathbf{Q}|N_{\alpha\beta}$ , with  $|\mathbf{Q}|$  being the strength of the nematic order. Finally, comparing Eq. (61) with our previous result for the partial stress spectrum  $S_{\alpha\beta\mu\nu}(\omega)$ , we get the analytical form of the  $S^{(i)}$  coefficients (see

Section I.3):

$$S_{\theta\phi}^R(\omega) = \frac{2k_B T}{\omega} \frac{1}{6\pi a\eta\omega} \left[ \left( 1 + \frac{\Omega_0}{\mathcal{Z}} \left( \frac{A\mu}{\rho k_B T} - 1 \right) \right) \delta_{\theta\phi} + \frac{D}{\rho k_B T} \frac{D}{\mu} \frac{\Omega_0}{\mathcal{Z}} |\mathbf{Q}|^2 \left( 1 - \frac{\Omega_0}{\mathcal{Z}} \frac{(1+\mathcal{Z})^2 - 1}{(1+\mathcal{Z})^2 + \omega^2/k_u^2} \right) \left( \frac{2}{15} \delta_{\theta\phi} + \frac{1}{7} N_{\theta\phi} \right) \right]. \quad (62)$$

When detailed balance is satisfied, with  $\Omega = 0$  in Eq. (3), we have  $\Omega_0 = 0$ , and Eq. (62) reduces to the Eq. (52), thus retrieving the fluctuation-dissipation theorem. When  $\Omega_0 \neq 0$ , Eq. (62) provides the contributions of activity to the fluctuation spectrum, which thus departs from equilibrium. Thus, Eq. (62) provides a fluctuation-dissipation-activity relation for a tracer particle. This relation generalizes the fluctuation-dissipation theorem to include active fluctuations that emerge from the breaking of detailed balance ( $\Omega_0 \neq 0$ ). In addition, in the presence of activity, the spectrum also becomes anisotropic due to the nematic order  $\mathbf{Q}$ . On Fig. 3, we visualize the spectrum (62) and response function (58); the difference between fluctuations and response quantifies the departure from equilibrium, and the difference between parallel and perpendicular fluctuations showcases the anisotropy of the fluctuations.

## 8. DISCUSSION AND CONCLUSION

In summary, we derived the properties of nonequilibrium fluctuations of an active gel, which we modeled as a network of elastic elements connected by transient crosslinks. Our results show explicitly how active noise emerges from nonequilibrium, irreversible processes at the molecular scale. In particular, we obtained the fluctuation spectra of both the stress tensor of the gel and the position of a tracer particle. The results show how the breaking of detailed balance for the crosslinker binding kinetics leads to departures from the fluctuation-dissipation theorem (FDT). Thus, our work extends the FDT to active systems by providing a fluctuation-dissipation-activity relation, where the activity is given in terms of the function  $\Omega$  that characterizes the breaking of detailed balance.

Our model predicts the active fluctuation spectrum for a tracer particle, which can be measured in microrheology experiments performed either in reconstituted cytoskeletal networks or in living cells [9, 21, 22, 25–27, 30, 32, 34, 35, 37–40]. We predict that active fluctuations are anisotropic, which could be directly tested in such experiments. Regarding the frequency dependence of the fluctuations, our model is too simple for a direct comparison to experiments. To attempt a quantitative match, our simple model could be generalized to account for (i) active forces exerted while a motor is bound [25–27, 38, 54–56], (ii) the complex power-law rheology of the cytoskeleton [9, 22, 27, 29, 36, 40, 57], and (iii) consider diffusion of the crosslinkers [58]. Whereas here we pre-

dicted active white noise in the stress tensor, these generalizations could enable the emergence of colored noise.

Looking forward, our results could be potentially applied to cytoskeletal networks such as the mitotic spindle [59, 60] and actomyosin [30, 32], to the cell interior [9, 22, 25, 27, 35–37, 39, 40, 61], or even to DNA gels [62] and the contents of the cell nucleus [60, 63–65]. In addition, our picture of nonequilibrium crosslinked networks also applies at cellular interfaces [41, 66], where molecular adhesions based on E-cadherin and integrin bind cells to other cells and to the extracellular matrix, respectively. Thus, our theoretical framework could be used to study fluctuations in cellular traction forces [67–69].

From a theoretical perspective, our approach to active fluctuations complements works that characterize the properties and consequences of correlated noise arising from active baths such as bacterial suspensions [70–77]. It also contributes to the ongoing effort to extend fluctuation-dissipation relations and thermodynamic inequalities to nonequilibrium states [78–89]. In particular, it would be interesting to relate the mechanical fluctuations studied here with the associated heat fluctuations arising from the chemical reactions that power active molecular processes [90]. Overall, our results pave the way towards a stochastic hydrodynamics of active gels [49, 91].

## ACKNOWLEDGMENTS

We thank Jaume Casademunt, David Oriola, Ahan-deep Manna and Sagnik Garai for discussions, and Joseph Hutchinson for related Gillespie simulations of our model. R.A. acknowledges funding from the European Union through the ERC Starting Grant “Living-Fluctuations” (No. 101114584).

## Appendix A: Definition and evaluation of integrals involving tensors

In the main text, we encounter integrals over all possible binding states, characterized by traceless and symmetric tensors  $\mathbf{u}$  and  $\mathbf{q}$ . In  $d$  dimensions, each tensor has  $d^2$  entries, but the constraints of tracelessness and symmetry reduce the number of independent entries to  $d(d+1)/2 - 1$ . Therefore, the space of all possible binding states has a dimension of  $d(d+1) - 2$ .

Working in Cartesian space simplifies the interpretation of the integral over all  $2d^2$  entries of the tensors  $\mathbf{u}$  and  $\mathbf{q}$ . To this end, we define a density of states  $g(\mathbf{u}, \mathbf{q})$ , which is non-zero only when  $\mathbf{u}$  and  $\mathbf{q}$  are symmetric and traceless. Specifically, we choose:

$$g(\mathbf{u}, \mathbf{q}) = \delta\left(\sum_{i=1}^d u_{ii}\right) \delta\left(\sum_{i=1}^d q_{ii}\right) \times \prod_{1 \leq i < j \leq d} \delta(u_{ij} - u_{ji}) \delta(q_{ij} - q_{ji}). \quad (\text{A1})$$

The first two delta functions ensure that  $\mathbf{u}$  and  $\mathbf{q}$  are traceless, while the remaining delta functions enforce their symmetry.

To ensure that binding events occur only in valid states, we modify the binding rate in Eq. (4) as follows:

$$k_b(\mathbf{u}, \mathbf{q}) = k_u g(\mathbf{u}, \mathbf{q}) \left[ e^{\frac{\beta}{\rho} f(\mathbf{u}, \mathbf{q})} + \Omega(\mathbf{u}, \mathbf{q}) \right]. \quad (\text{A2})$$

This modification guarantees that linkers are bound exclusively to valid states at any given time.

### A.1. Evaluation of the thermal component of the duty ratio

In this section, we evaluate the thermal component of the duty ratio, denoted by:

$$\mathcal{Z}_{\text{th}} = \int g(\mathbf{u}, \mathbf{q}) e^{-\frac{\beta}{\rho} f(\mathbf{u}, \mathbf{q})} d\mathbf{u} d\mathbf{q}, \quad (\text{A3})$$

where the free energy density  $f(\mathbf{u}, \mathbf{q})$  is defined in Eq. (5).

This integral represents the ratio of the binding rate to any bound state,  $\int k_b(\mathbf{u}, \mathbf{q}) g(\mathbf{u}, \mathbf{q}) d\mathbf{u} d\mathbf{q}$ , to the unbinding rate  $k_u$  in a passive system, where  $\Omega \equiv 0$ .

Using the rotational symmetry of the free energy, the integral Eq. (A3) can be factorized as follows:

$$\mathcal{Z}_{\text{th}} = \mathcal{I}_1^{d(d-1)/2} \mathcal{I}_2, \quad (\text{A4})$$

where

$$\mathcal{I}_1 = \int du_{12} du_{21} dq_{12} dq_{21} \delta(u_{12} - u_{21}) \delta(q_{12} - q_{21}) \times e^{-\frac{\beta}{\rho} \left( \frac{\mu}{2} (u_{12}^2 + u_{21}^2) + D(u_{12}q_{12} + u_{21}q_{21}) + \frac{\chi}{2} (q_{12}^2 + q_{21}^2) \right)}, \quad (\text{A5})$$

$$\mathcal{I}_2 = \int \prod_{i=1}^d du_{ii} dq_{ii} \delta\left(\sum_{i=1}^d u_{ii}\right) \delta\left(\sum_{i=1}^d q_{ii}\right) \times e^{-\frac{\beta}{\rho} \left( \frac{\mu}{2} (\sum_{i=1}^d u_{ii}^2) + D(\sum_{i=1}^d u_{ii} q_{ii}) + \frac{\chi}{2} (\sum_{i=1}^d q_{ii}^2) \right)}. \quad (\text{A6})$$

Here,  $\mathcal{I}_1$  is the contribution from off-diagonal components, while  $\mathcal{I}_2$  is the contribution from the diagonal. We will evaluate each of these integrals separately. For reference, consider the following simple Gaussian integral:

$$\int_{-\infty}^{\infty} e^{-\frac{\beta}{\rho} \left( \frac{\mu}{2} u^2 + D u q + \frac{\chi}{2} q^2 \right)} du dq = \frac{2\pi\rho}{\beta\sqrt{\mu\chi - D^2}}. \quad (\text{A7})$$

For the first integral  $\mathcal{I}_1$  in Eq. (A5), after integrating over  $u_{21}$  and  $q_{21}$ , we obtain:

$$\mathcal{I}_1 = \int du_{12} dq_{12} \exp\left[-\frac{2\beta}{\rho} \left( \frac{\mu}{2} u_{12}^2 + D u_{12} q_{12} + \frac{\chi}{2} q_{12}^2 \right)\right] = \frac{\pi\rho}{\beta\sqrt{\mu\chi - D^2}}, \quad (\text{A8})$$



which is exactly the Gaussian integral (A7) with  $\beta$  replaced by  $2\beta$ .

We evaluate the second integral  $\mathcal{I}_2$  in Eq. (A6) by applying a change of variables through a rotational transformation  $R$  to the diagonal components. Specifically, we transform the variables as follows:

$$\begin{aligned} (u_{11}, u_{22}, \dots, u_{dd}) &\rightarrow (u_{(1)}, u_{(2)}, \dots, u_{(d)}), \\ (q_{11}, q_{22}, \dots, q_{dd}) &\rightarrow (q_{(1)}, q_{(2)}, \dots, q_{(d)}). \end{aligned} \quad (\text{A9})$$

The transformation  $R$  is chosen such that:

$$\begin{aligned} u_{(1)} &= \frac{1}{\sqrt{d}}(u_{11} + u_{22} + \dots + u_{dd}), \\ q_{(1)} &= \frac{1}{\sqrt{d}}(q_{11} + q_{22} + \dots + q_{dd}). \end{aligned} \quad (\text{A10})$$

This implies that the new basis vector corresponding to  $u_{(1)}$  (and  $q_{(1)}$ ) is  $\frac{1}{\sqrt{d}}(1, 1, \dots, 1)$ . The choice of the remaining basis vectors is not unique, but the final result is independent of this choice. Using Eq. (A10), the delta functions can be expressed as:

$$\delta\left(\sum_{i=1}^d u_{ii}\right) \delta\left(\sum_{i=1}^d q_{ii}\right) = \frac{1}{d} \delta(u_{(1)}) \delta(q_{(1)}). \quad (\text{A11})$$

The rotational transformation Eq. (A9) preserves the scalar product: in the exponent of Eq. (A6), we only have the scalar products  $(u \cdot u)$ ,  $(u \cdot q)$ , and  $(q \cdot q)$ , where  $u = (u_{11}, u_{22}, \dots, u_{dd})$  and  $q = (q_{11}, q_{22}, \dots, q_{dd})$  are  $d$ -dimensional vectors:

$$\begin{aligned} \sum_{i=1}^d u_{ii}^2 &= \sum_{i=1}^d u_{(i)}^2, & \sum_{i=1}^d q_{ii}^2 &= \sum_{i=1}^d q_{(i)}^2, \\ \sum_{i=1}^d u_{ii} q_{ii} &= \sum_{i=1}^d u_{(i)} q_{(i)}. \end{aligned} \quad (\text{A12})$$

Rewriting the integral  $\mathcal{I}_2$  in the new coordinates, we get:

$$\begin{aligned} \mathcal{I}_2 &= \int \prod_{i=1}^d du_{(i)} dq_{(i)} \frac{1}{d} \delta(u_{(1)}) \delta(q_{(1)}) \\ &\quad \times \exp \left[ -\frac{\beta}{\rho} \sum_{i=1}^d \left( \frac{\mu}{2} u_{(i)}^2 + D u_{(i)} q_{(i)} + \frac{\chi}{2} q_{(i)}^2 \right) \right] \\ &= \frac{1}{d} \int \prod_{i=2}^d du_{(i)} dq_{(i)} \\ &\quad \times \exp \left[ -\frac{\beta}{\rho} \sum_{i=2}^d \left( \frac{\mu}{2} u_{(i)}^2 + D u_{(i)} q_{(i)} + \frac{\chi}{2} q_{(i)}^2 \right) \right] \\ &= \frac{1}{d} \left[ \int du dq e^{-\frac{\beta}{\rho} \left( \frac{\mu}{2} u^2 + D u q + \frac{\chi}{2} q^2 \right)} \right]^{d-1} \\ &= \frac{1}{d} \left[ \frac{2\pi\rho}{\beta\sqrt{\mu\chi - D^2}} \right]^{d-1}, \end{aligned} \quad (\text{A13})$$

where in the last line, we used the Gaussian integral (A7).

By substituting Eqs. (A8) and (A13) into Eq. (A4), we derive:

$$\mathcal{Z}_{\text{th}} = \frac{1}{d 2^{d(d-1)/2}} \left[ \frac{2\pi\rho}{\beta\sqrt{\mu\chi - D^2}} \right]^{(d-1)(d+2)/2}. \quad (\text{A14})$$

## A.2. Evaluation of higher moments

In this section, we evaluate the following integrals when  $\Omega \equiv 0$  (note that  $\beta$  denotes the inverse temperature and  $\mu$  is a free energy parameter, not to be confused with tensor indices):

$$\int u_{\alpha\beta} u_{\mu\nu} \frac{k_b(\mathbf{u}, \mathbf{q})}{k_u} d\mathbf{u} d\mathbf{q} = \frac{\rho}{\beta} \frac{\chi}{\mu\chi - D^2} \mathcal{Z}_{\text{th}} \mathsf{T}_{\alpha\beta\mu\nu}^{(\text{iso})}, \quad (\text{A15a})$$

$$\int q_{\alpha\beta} q_{\mu\nu} \frac{k_b(\mathbf{u}, \mathbf{q})}{k_u} d\mathbf{u} d\mathbf{q} = \frac{\rho}{\beta} \frac{\mu}{\mu\chi - D^2} \mathcal{Z}_{\text{th}} \mathsf{T}_{\alpha\beta\mu\nu}^{(\text{iso})}, \quad (\text{A15b})$$

$$\int u_{\alpha\beta} q_{\mu\nu} \frac{k_b(\mathbf{u}, \mathbf{q})}{k_u} d\mathbf{u} d\mathbf{q} = -\frac{\rho}{\beta} \frac{D}{\mu\chi - D^2} \mathcal{Z}_{\text{th}} \mathsf{T}_{\alpha\beta\mu\nu}^{(\text{iso})}. \quad (\text{A15c})$$

Here,  $\mathcal{Z}_{\text{th}}$  is defined in Eq. (A14). The tensor  $\mathsf{T}^{(\text{iso})}$  is a rank-4 tensor that is (i) invariant under rotations, (ii) traceless with respect to the first and last pairs of indices, and (iii) symmetric with respect to the first and last pairs of indices. The unique tensor (up to a constant factor) that meets these criteria is:

$$\mathsf{T}_{\alpha\beta\mu\nu}^{(\text{iso})} = \frac{1}{2}(\delta_{\alpha\mu}\delta_{\beta\nu} + \delta_{\alpha\nu}\delta_{\beta\mu}) - \frac{1}{d}\delta_{\alpha\beta}\delta_{\mu\nu}. \quad (\text{A16})$$

Since all integrals in Eq. (A15) are proportional to  $\mathsf{T}^{(\text{iso})}$  due to their common symmetries, evaluating one component of the tensor suffices to determine the proportionality constant. For example, consider the proportionality constant  $A = \frac{\rho}{\beta} \frac{\chi}{\mu\chi - D^2} \mathcal{Z}_{\text{th}}$  in Eq. (A15a):

$$\begin{aligned} A(\mathsf{T}_{1212}^{(\text{iso})} + \mathsf{T}_{2121}^{(\text{iso})}) &= \int (u_{12}^2 + u_{21}^2) \frac{k_b(\mathbf{u}, \mathbf{q})}{k_u} d\mathbf{u} d\mathbf{q} \\ &= \mathcal{Z}_{\text{th}} \frac{1}{\mathcal{I}_1} \left( -\frac{2\rho}{\beta} \frac{d}{d\mu} \mathcal{I}_1 \right) = \mathcal{Z}_{\text{th}} \frac{\rho}{\beta} \frac{\chi}{\mu\chi - D^2}. \end{aligned} \quad (\text{A17})$$

Here, note that the term  $(u_{12}^2 + u_{21}^2)$  appears only in the integral  $\mathcal{I}_1$  in Eq. (A4); see the definition of  $\mathcal{I}_1$  in Eq. (A5). Given that  $\mathsf{T}_{1212}^{(\text{iso})} = \mathsf{T}_{2121}^{(\text{iso})} = \frac{1}{2}$ , the proportionality constant  $A = \mathcal{Z}_{\text{th}} \frac{\rho}{\beta} \frac{\chi}{\mu\chi - D^2}$ , as stated in Eq. (A15a). The remaining integrals in Eq. (A15) are evaluated similarly.

## Appendix B: Derivation of the constitutive relations

In this appendix, we derive the constitutive relation Eq. (10) as presented in Ref. [41]. To obtain an equation for the average stress, we multiply Eq. (1) by  $\frac{\partial f(\mathbf{u}, \mathbf{q})}{\partial u_{\mu\nu}}$  and integrate over all bound states:

$$\begin{aligned}
& \frac{\partial}{\partial t} \int \frac{\partial f}{\partial u_{\mu\nu}} n \, d\mathbf{u} d\mathbf{q} + v_{\alpha\beta} \int \frac{\partial n}{\partial u_{\alpha\beta}} \frac{\partial f}{\partial u_{\mu\nu}} \, d\mathbf{u} d\mathbf{q} \\
& + \dot{Q}_{\alpha\beta} \int \frac{\partial n}{\partial q_{\alpha\beta}} \frac{\partial f}{\partial u_{\mu\nu}} \, d\mathbf{u} d\mathbf{q} = \\
& = (1 - \phi) \int k_b \frac{\partial f}{\partial u_{\mu\nu}} \, d\mathbf{u} d\mathbf{q} - k_u \int n \frac{\partial f}{\partial u_{\mu\nu}} \, d\mathbf{u} d\mathbf{q}. \quad (\text{B1})
\end{aligned}$$

Note that  $k_u$  is a constant, and  $k_b(\mathbf{u}, \mathbf{q})$  depends on the binding site. Replacing the leftmost and rightmost terms by the average stress tensor defined in (9), and applying integration by parts to the second and third terms on the left-hand side, we obtain:

$$\begin{aligned}
& \frac{\partial}{\partial t} \sigma_{\mu\nu} - v_{\alpha\beta} \int n \frac{\partial^2 f}{\partial u_{\mu\nu} \partial u_{\alpha\beta}} \, d\mathbf{u} d\mathbf{q} \\
& - \dot{Q}_{\alpha\beta} \int n \frac{\partial^2 f}{\partial u_{\mu\nu} \partial q_{\alpha\beta}} \, d\mathbf{u} d\mathbf{q} = \\
& = (1 - \phi) \int k_b \frac{\partial f}{\partial u_{\mu\nu}} \, d\mathbf{u} d\mathbf{q} - k_u \sigma_{\mu\nu}. \quad (\text{B2})
\end{aligned}$$

Here, the boundary terms vanish because density  $n$  is zero at  $u_{\alpha\beta} \rightarrow \infty$  and  $q_{\alpha\beta} \rightarrow \infty$ . Given that the free energy is a quadratic function of  $\mathbf{u}$  and  $\mathbf{q}$  (c.f. Eq. (5)), we have:

$$\begin{aligned}
\frac{\partial f(\mathbf{u}, \mathbf{q})}{\partial u_{\mu\nu}} &= \mu u_{\mu\nu} + D q_{\mu\nu}, \\
\frac{\partial^2 f(\mathbf{u}, \mathbf{q})}{\partial u_{\mu\nu} \partial u_{\alpha\beta}} &= \mu \delta_{\alpha\mu} \delta_{\beta\nu}, \quad \frac{\partial^2 f(\mathbf{u}, \mathbf{q})}{\partial u_{\mu\nu} \partial q_{\alpha\beta}} = D \delta_{\alpha\mu} \delta_{\beta\nu}. \quad (\text{B3})
\end{aligned}$$

Thus, the first two integrals in Eq. (B2) can be evaluated directly. For the third integral, we have:

$$\begin{aligned}
& \int k_b(\mathbf{u}, \mathbf{q}) (\mu u_{\mu\nu} + D q_{\mu\nu}) \, d\mathbf{u} d\mathbf{q} = \\
& = k_u \mu \int e^{-\beta f(\mathbf{u}, \mathbf{q}) / \rho} u_{\mu\nu} \, d\mathbf{u} d\mathbf{q} \\
& + k_u D \int e^{-\beta f(\mathbf{u}, \mathbf{q}) / \rho} q_{\mu\nu} \, d\mathbf{u} d\mathbf{q} \\
& + \int k_u \Omega(\mathbf{u}, \mathbf{q}) (\mu u_{\mu\nu} + D q_{\mu\nu}) \, d\mathbf{u} d\mathbf{q}. \quad (\text{B4})
\end{aligned}$$

The first two integrals on the right-hand side vanish, because the integrands are odd functions of  $\mathbf{u}$  and  $\mathbf{q}$  respectively. For the third integral, using the definitions in Eq. (12), we get:

$$\int k_b(\mu u_{\mu\nu} + D q_{\mu\nu}) \, d\mathbf{u} d\mathbf{q} = k_u \mu \Omega_u Q_{\mu\nu} + k_u D \Omega_q Q_{\mu\nu}.$$

Finally, Eq. (B2) becomes:

$$\begin{aligned}
& \frac{\partial}{\partial t} \sigma_{\mu\nu} - v_{\mu\nu} \phi \mu - \dot{Q}_{\alpha\beta} \phi D = \\
& = (1 - \phi) k_u (\mu \Omega_u + D \Omega_q) Q_{\mu\nu} - k_u \sigma_{\mu\nu}, \quad (\text{B5})
\end{aligned}$$

which is exactly Eq. (10).

In Ref. [41], a constitutive relation for the nematic field strength is derived using a similar approach. By multiplying Eq. (1) by  $\frac{\partial f(\mathbf{u}, \mathbf{q})}{\partial q_{\mu\nu}}$  and integrating over all bound states, we obtain:

$$\left(1 + \tau \frac{d}{dt}\right) H_{\alpha\beta} = \gamma \dot{Q}_{\alpha\beta} - \nu v_{\alpha\beta} + \omega Q_{\alpha\beta}, \quad (\text{B6})$$

where  $\gamma = \chi \phi / k_u$ ,  $\omega = (1 - \phi)(D \Omega_u + \chi \Omega_q)$ , and the remaining coefficients are defined in Eq. (11).

### Appendix C: Langevin equation with colored noise

The condition Eq. (28), which states that the conditional average  $\mathbb{E}[\hat{\mathbf{Y}}_t | \hat{\mathbf{Y}}_0]$  satisfies the linear constitutive relation Eq. (29), is crucial for the white noise spectrum. In this appendix, we show that this condition does not hold when the system is subject to colored noise:

$$\frac{d}{dt} \hat{\mathbf{Y}} = -\hat{\mathbf{Y}} + \hat{\eta}(t), \quad (\text{C1})$$

where  $\hat{\eta}(t)$  is a colored, i.e.  $\langle \hat{\eta}(t) \hat{\eta}(t') \rangle \neq 0$ .

Averaging over the noise results in a linear response:

$$\frac{d}{dt} \langle \hat{\mathbf{Y}} \rangle = -\langle \hat{\mathbf{Y}} \rangle. \quad (\text{C2})$$

However, this linear relationship does not extend to conditional averages. Consider the formal solution of Eq. (C1):

$$\hat{\mathbf{Y}}(t) = e^{-t} \mathbf{Y}_0 + \int_0^t e^{-(t-t')} \hat{\eta}(t') \, dt'. \quad (\text{C3})$$

Taking the conditional average, we obtain:

$$\mathbb{E}[\hat{\mathbf{Y}}(t) | \mathbf{Y}_0] = e^{-t} \mathbf{Y}_0 + \int_0^t e^{-(t-t')} \mathbb{E}[\hat{\eta}(t') | \mathbf{Y}_0] \, dt'. \quad (\text{C4})$$

For colored noise,  $\mathbb{E}[\hat{\eta}(t') | \mathbf{Y}_0]$  is non-zero, and therefore the simple form  $\mathbf{Y}_t = e^{-t} \mathbf{Y}_0$  does not hold.

In Fig. 4, we illustrate the concept of the conditional average and show that Eq. (28) does not apply to Eq. (C1).

### Appendix D: Steady-state distribution

#### D.1. Derivation: method of integrating factors

In this appendix, we solve the equation derived from Eq. (1) by setting  $\frac{\partial n}{\partial t} = 0$  and  $\phi = \frac{\mathcal{Z}}{1 + \mathcal{Z}}$ :

$$\left( k_u + v_{\alpha\beta} \frac{\partial}{\partial u_{\alpha\beta}} + \dot{Q}_{\alpha\beta} \frac{\partial}{\partial q_{\alpha\beta}} \right) n_{ss}(\mathbf{u}, \mathbf{q}) = \frac{k_b(\mathbf{u}, \mathbf{q})}{1 + \mathcal{Z}}.$$

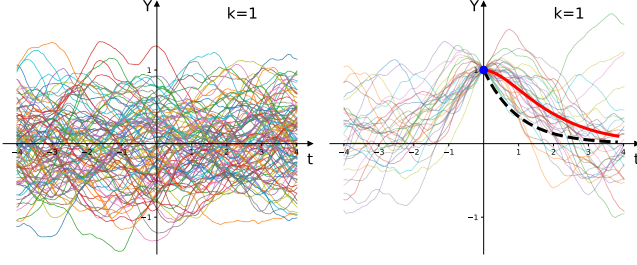


FIG. 4. This figure depicts the Ornstein-Uhlenbeck colored noise characterized by  $\langle \hat{\eta}(t)\hat{\eta}(t') \rangle = \frac{k}{2} e^{-k|t-t'|}$ . The left panel shows steady-state trajectories of  $Y(t)$ , while the right panel presents trajectories conditioned on  $Y_0 = 1$ . The red solid line in the right panel represents the conditional average of these trajectories at later times, and the black dashed line indicates the trajectory of the average:  $Y_t = e^{-t}$ .

To simplify the notation, we introduce generalized variables  $\mathbf{x} = (\mathbf{u}, \mathbf{q})$  and  $\mathbf{J} = (\mathbf{v}, \dot{\mathbf{Q}})$  (1d vectors containing the components of the tensors), transforming the equation into:

$$(k_u + \mathbf{J} \cdot \nabla) n_{ss}(\mathbf{x}) = \frac{k_b(\mathbf{x})}{1 + \mathcal{Z}}. \quad (\text{D1})$$

Multiplying both sides by the integrating factor  $\mu(\mathbf{x})$ , we obtain:

$$k_u \mu(\mathbf{x}) n(\mathbf{x}) + (\mu(\mathbf{x}) \mathbf{J}) \cdot \nabla n(\mathbf{x}) = \frac{k_b(\mathbf{x})}{1 + \mathcal{Z}} \mu(\mathbf{x}). \quad (\text{D2})$$

If  $\mu(\mathbf{x})$  satisfies

$$\mathbf{J} \cdot \nabla \mu(\mathbf{x}) = k_u \mu(\mathbf{x}), \quad (\text{D3})$$

Eq. (D2) simplifies to:

$$\mathbf{J} \cdot \nabla (\mu(\mathbf{x}) n(\mathbf{x})) = \frac{k_b(\mathbf{x}) \mu(\mathbf{x})}{1 + \mathcal{Z}}. \quad (\text{D4})$$

Defining  $f(\mathbf{x}) = \mu(\mathbf{x}) n(\mathbf{x})$  and  $g(\mathbf{x}) = \frac{k_b(\mathbf{x}) \mu(\mathbf{x})}{1 + \mathcal{Z}}$ , we have:

$$\mathbf{J} \cdot \nabla f(\mathbf{x}) = g(\mathbf{x}). \quad (\text{D5})$$

This is a directional derivative. Writing  $\mathbf{x} = \mathbf{x}_0 + \mathbf{J}\tau$  for some  $\mathbf{x}_0$  and  $\tau$ , we get:

$$\mathbf{J} \cdot \nabla f(\mathbf{x}) = \frac{d}{d\tau} f(\mathbf{x}_0 + \mathbf{J}\tau) = g(\mathbf{x}_0 + \mathbf{J}\tau). \quad (\text{D6})$$

Integrating both sides, we obtain:

$$f(\mathbf{x}_0) - f(\mathbf{x}_0 - \mathbf{J}\tau_m) = \int_0^{\tau_m} g(\mathbf{x}_0 - \mathbf{J}\tau) d\tau. \quad (\text{D7})$$

Setting  $\tau_m \rightarrow \infty$  and noting that  $f(\infty) = 0$  (since  $n(\mathbf{x} \rightarrow \infty) = 0$ ), we have:

$$f(\mathbf{x}) = \int_0^\infty g(\mathbf{x} - \mathbf{J}\tau) d\tau. \quad (\text{D8})$$

In terms of the original functions, this becomes:

$$n(\mathbf{x}) = \int_0^\infty \frac{k_b(\mathbf{x} - \mathbf{J}\tau)}{1 + \mathcal{Z}} \frac{\mu(\mathbf{x} - \mathbf{J}\tau)}{\mu(\mathbf{x})} d\tau. \quad (\text{D9})$$

Choosing  $\mu(\mathbf{x}) = \exp\left(\frac{k_u}{|\mathbf{J}|^2} (\mathbf{J} \cdot \mathbf{x})\right)$ , which clearly satisfies Eq. (D3), simplifies the ratio  $\frac{\mu(\mathbf{x} - \mathbf{J}\tau)}{\mu(\mathbf{x})}$  to  $e^{-k_u \tau}$ . Thus, we have:

$$n_{ss}(\mathbf{x}) = \frac{1}{1 + \mathcal{Z}} \int_0^\infty k_b(\mathbf{x} - \mathbf{J}\tau) e^{-k_u \tau} d\tau. \quad (\text{D10})$$

This corresponds to Eq. (35) in the original variables.

## D.2. Probabilistic interpretation of steady-State distribution

In Section 5, we argued that the steady-state distribution can be expressed as:

$$n_{ss}(\mathbf{u}, \mathbf{q}) = \phi_{ss} \left\langle \frac{k_b(\mathbf{u} - \mathbf{v}\tau, \mathbf{q} - \dot{\mathbf{Q}}\tau)}{k_u \mathcal{Z}} \right\rangle_\tau, \quad (\text{D11})$$

where the average is taken over the observed lifetime  $\tau$  of the linker. The observed lifetime  $\tau$  is the duration for which the linker has been bound, if one just observed that it is currently bound.

We now argue that the observed lifetime  $\tau$  follows an exponential distribution with rate  $k_u$ . When observing a linker, there is a bias towards those that remain bound for longer periods, while linkers that detach quickly are less likely to be observed in the bound state. To derive the distribution of the total lifetime  $s$  of an observed linker ( $\tau$  plus the time time that the linker remains bound after the observation), denoted as  $p(s | \text{bound})$ , consider that if a linker has been bound multiple times with lifetimes  $s_1, s_2, s_3, \dots$ , the probability that a randomly chosen bound state had lifetime  $s_i$  is  $(s_i p(s_i)) / (\sum_k s_k p(s_k))$ . For the continuous case with an exponential lifetime distribution  $p(s) = k_u e^{-k_u s}$ , this becomes:

$$p(s | \text{bound}) = \frac{s e^{-k_u s}}{\int s' e^{-k_u s'} ds'} = k_u^2 s e^{-k_u s}. \quad (\text{D12})$$

The distribution of the observed lifetime  $\tau$  is then:

$$p(\tau | \text{bound}) = \int_0^\infty p(\tau | s, \text{bound}) p(s | \text{bound}) ds, \quad (\text{D13})$$

where  $p(\tau | s, \text{bound})$  is the conditional distribution of the observed lifetime  $\tau$  given that the linker has a total lifetime  $s$ . This conditional distribution is:

$$p(\tau | s, \text{bound}) = \frac{1}{s} \quad \text{if } \tau < s, \quad \text{otherwise } 0. \quad (\text{D14})$$

Thus, the distribution of the observed lifetime  $\tau$  is:

$$p(\tau | \text{bound}) = \int_\tau^\infty k_u^2 e^{-k_u s} ds = k_u e^{-k_u \tau}. \quad (\text{D15})$$

Performing the average in Eq. (D11) with respect to this distribution yields the steady-state distribution (35).

### D.3. Evaluation of moments

#### a. Covariance matrix

In this section, we evaluate the covariance matrix of  $\hat{\mathbf{Y}}$ , denoted as  $\Sigma$  in Eq. (31), which includes the variances of the stress  $\hat{\sigma}$  and  $\hat{\phi}$ , as well as their covariance:

$$\Sigma = \begin{pmatrix} \langle \hat{\sigma}_{\alpha\beta} \hat{\sigma}_{\mu\nu} \rangle - \langle \hat{\sigma}_{\alpha\beta} \rangle \langle \hat{\sigma}_{\mu\nu} \rangle & \langle \hat{\sigma}_{\alpha\beta} \hat{\phi} \rangle - \langle \hat{\sigma}_{\alpha\beta} \rangle \langle \hat{\phi} \rangle \\ \langle \hat{\sigma}_{\alpha\beta} \hat{\phi} \rangle - \langle \hat{\sigma}_{\alpha\beta} \rangle \langle \hat{\phi} \rangle & \langle \hat{\phi}^2 \rangle - \langle \hat{\phi} \rangle^2 \end{pmatrix}. \quad (\text{D16})$$

The components of  $\Sigma$  are given by:

$$\begin{aligned} \langle \hat{\sigma}_{\alpha\beta} \hat{\sigma}_{\mu\nu} \rangle - \langle \hat{\sigma}_{\alpha\beta} \rangle \langle \hat{\sigma}_{\mu\nu} \rangle &= \\ = \frac{1}{N} \left( \left\langle \frac{\partial f}{\partial u_{\alpha\beta}} \frac{\partial f}{\partial u_{\mu\nu}} \right\rangle - \left\langle \frac{\partial f}{\partial u_{\alpha\beta}} \right\rangle \left\langle \frac{\partial f}{\partial u_{\mu\nu}} \right\rangle \right), \end{aligned} \quad (\text{D17a})$$

$$\langle \hat{\sigma}_{\alpha\beta} \hat{\phi} \rangle - \langle \hat{\sigma}_{\alpha\beta} \rangle \langle \hat{\phi} \rangle = \frac{1}{N} \left\langle \frac{\partial f}{\partial u_{\alpha\beta}} \right\rangle (1 - \bar{\phi}), \quad (\text{D17b})$$

$$\langle \hat{\phi}^2 \rangle - \langle \hat{\phi} \rangle^2 = \frac{1}{N} \bar{\phi} (1 - \bar{\phi}), \quad (\text{D17c})$$

where the averages on the right-hand side are taken over the steady-state distribution  $n_{ss}$  in Eq. (35). Here,  $f$  is a function of the random variables  $\hat{\mathbf{u}}$  and  $\hat{\mathbf{q}}$ , and we omit its arguments for brevity:  $\frac{\partial f}{\partial u_{\alpha\beta}} \equiv \frac{\partial f(\hat{\mathbf{u}}, \hat{\mathbf{q}})}{\partial u_{\alpha\beta}}$ . The specific

forms of the averages are:

$$\left\langle \frac{\partial f}{\partial u_{\alpha\beta}} \right\rangle = \mu \langle u_{\alpha\beta} \rangle + D \langle q_{\alpha\beta} \rangle, \quad (\text{D18a})$$

$$\begin{aligned} \left\langle \frac{\partial f}{\partial u_{\alpha\beta}} \frac{\partial f}{\partial u_{\mu\nu}} \right\rangle &= \mu^2 \langle u_{\alpha\beta} u_{\mu\nu} \rangle + \\ &+ D^2 \langle q_{\alpha\beta} q_{\mu\nu} \rangle + D \mu (\langle u_{\alpha\beta} q_{\mu\nu} \rangle + \langle q_{\alpha\beta} u_{\mu\nu} \rangle). \end{aligned} \quad (\text{D18b})$$

We next compute the first and second moments of the distribution  $n_{ss}(\mathbf{u}, \mathbf{q})$  in Eq. (35):

$$\begin{aligned} \langle u_{\alpha\beta} \rangle &= \\ &= \int d\mathbf{u} d\mathbf{q} u_{\alpha\beta} \frac{1}{1+\mathcal{Z}} \int_0^\infty d\tau k_b(\mathbf{u} - \mathbf{v}\tau, \mathbf{q} - \dot{\mathbf{Q}}\tau) e^{-k_u \tau} \\ &= \frac{1}{1+\mathcal{Z}} \int_0^\infty d\tau e^{-k_u \tau} \int d\mathbf{u} d\mathbf{q} (u_{\alpha\beta} + v_{\alpha\beta} \tau) k_b(\mathbf{u}, \mathbf{q}) \\ &= \frac{1}{1+\mathcal{Z}} \left( \Omega_{\alpha\beta}^u + v_{\alpha\beta} \frac{\mathcal{Z}}{k_u} \right), \end{aligned} \quad (\text{D19a})$$

$$\langle q_{\alpha\beta} \rangle = \frac{1}{1+\mathcal{Z}} \left( \Omega_{\alpha\beta}^q + \dot{Q}_{\alpha\beta} \frac{\mathcal{Z}}{k_u} \right), \quad (\text{D19b})$$

where  $\Omega_{\alpha\beta}^u = \int u_{\alpha\beta} \Omega d\mathbf{u} d\mathbf{q} \equiv \Omega_u Q_{\alpha\beta}$  and  $\Omega_{\alpha\beta}^q = \int q_{\alpha\beta} \Omega d\mathbf{u} d\mathbf{q} \equiv \Omega_q Q_{\alpha\beta}$ , as defined in Eq. (12). The average stress in the system is then:

$$\begin{aligned} \sigma_{\alpha\beta} &= \frac{1}{1+\mathcal{Z}} \left( \mu \Omega_{\alpha\beta}^u + D \Omega_{\alpha\beta}^q \right) + \frac{\mathcal{Z}}{1+\mathcal{Z}} \frac{1}{k_u} \left( \mu v_{\alpha\beta} + D \dot{Q}_{\alpha\beta} \right) \\ &\equiv \zeta Q_{\alpha\beta} + \frac{\phi}{k_u} \left( \mu v_{\alpha\beta} + D \dot{Q}_{\alpha\beta} \right), \end{aligned}$$

which is consistent with Eq. (10) in steady-state (with  $\frac{d\sigma}{dt} = 0$ ).

The second moments are:

$$\langle u_{\alpha\beta} u_{\mu\nu} \rangle = \int d\mathbf{u} d\mathbf{q} u_{\alpha\beta} u_{\mu\nu} \frac{1}{1+\mathcal{Z}} \int_0^\infty d\tau k_b(\mathbf{u} - \mathbf{v}\tau, \mathbf{q} - \dot{\mathbf{Q}}\tau) e^{-k_u \tau} \quad (\text{D20a})$$

$$= \frac{1}{1+\mathcal{Z}} \int d\mathbf{u} d\mathbf{q} k_b(\mathbf{u}, \mathbf{q}) \int_0^\infty d\tau e^{-k_u \tau} (u_{\alpha\beta} + v_{\alpha\beta} \tau) (u_{\mu\nu} + v_{\mu\nu} \tau) \quad (\text{D20b})$$

$$= \frac{1}{1+\mathcal{Z}} \int d\mathbf{u} d\mathbf{q} k_b(\mathbf{u}, \mathbf{q}) \frac{1}{k_u} \left( u_{\alpha\beta} u_{\mu\nu} + \frac{1}{k_u} (u_{\alpha\beta} v_{\mu\nu} + v_{\alpha\beta} u_{\mu\nu}) + \frac{2}{k_u^2} v_{\alpha\beta} v_{\mu\nu} \right) \quad (\text{D20c})$$

$$= \frac{1}{1+\mathcal{Z}} \left( \rho k_B T \frac{\chi}{\mu\chi - D^2} (\mathcal{Z} - \Omega_0) \mathcal{T}_{\alpha\beta\mu\nu}^{(\text{iso})} + \Omega_{\alpha\beta\mu\nu}^{uu} + \frac{1}{k_u} (\Omega_{\alpha\beta}^u v_{\mu\nu} + v_{\alpha\beta} \Omega_{\mu\nu}^u) + \frac{2\mathcal{Z}}{k_u^2} v_{\alpha\beta} v_{\mu\nu} \right), \quad (\text{D20d})$$

$$\langle u_{\alpha\beta} q_{\mu\nu} \rangle = \frac{1}{1+\mathcal{Z}} \left( \rho k_B T \frac{-D}{\mu\chi - D^2} (\mathcal{Z} - \Omega_0) \mathcal{T}_{\alpha\beta\mu\nu}^{(\text{iso})} + \Omega_{\alpha\beta\mu\nu}^{uq} + \frac{1}{k_u} (\Omega_{\alpha\beta}^u \dot{Q}_{\mu\nu} + v_{\alpha\beta} \Omega_{\mu\nu}^q) + \frac{2\mathcal{Z}}{k_u^2} v_{\alpha\beta} \dot{Q}_{\mu\nu} \right), \quad (\text{D20e})$$

$$\langle q_{\alpha\beta} q_{\mu\nu} \rangle = \frac{1}{1+\mathcal{Z}} \left( \rho k_B T \frac{\mu}{\mu\chi - D^2} (\mathcal{Z} - \Omega_0) \mathcal{T}_{\alpha\beta\mu\nu}^{(\text{iso})} + \Omega_{\alpha\beta\mu\nu}^{qq} + \frac{1}{k_u} (\Omega_{\alpha\beta}^q \dot{Q}_{\mu\nu} + \dot{Q}_{\alpha\beta} \Omega_{\mu\nu}^q) + \frac{2\mathcal{Z}}{k_u^2} \dot{Q}_{\alpha\beta} \dot{Q}_{\mu\nu} \right), \quad (\text{D20f})$$

where we have used the results Eq. (A15) with  $\mathcal{Z}_{\text{th}} = \mathcal{Z} - \Omega_0$ . Recall that  $\Omega_0 = \int \Omega d\mathbf{u} d\mathbf{q}$  and

$$\begin{pmatrix} \Omega_{\alpha\beta\mu\nu}^{uu} & \Omega_{\alpha\beta\mu\nu}^{uq} \\ \Omega_{\alpha\beta\mu\nu}^{qu} & \Omega_{\alpha\beta\mu\nu}^{qq} \end{pmatrix} = \int d\mathbf{u} d\mathbf{q} \Omega \begin{pmatrix} u_{\alpha\beta} u_{\mu\nu} & u_{\alpha\beta} q_{\mu\nu} \\ q_{\alpha\beta} u_{\mu\nu} & q_{\alpha\beta} q_{\mu\nu} \end{pmatrix}. \quad (\text{D21})$$

Using these results, we can now compute the components of  $\Sigma$  in Eq. (D16). The expression for block (D17c) is



already known. By substituting Eq. (D19) into Eq. (D18a) and then into Eq. (D17b), we obtain:

$$\langle \hat{\sigma}_{\alpha\beta} \hat{\phi} \rangle - \langle \hat{\sigma}_{\alpha\beta} \rangle \langle \hat{\phi} \rangle = \frac{1}{N} \frac{1}{1+\mathcal{Z}} (\mu \langle u_{\alpha\beta} \rangle + D \langle q_{\alpha\beta} \rangle) = \frac{1}{N} \frac{1}{(1+\mathcal{Z})^2} \left( (\mu \Omega_{\alpha\beta}^u + D \Omega_{\alpha\beta}^q) + \frac{\mathcal{Z}}{k_u} (\mu v_{\alpha\beta} + D \dot{Q}_{\alpha\beta}) \right). \quad (\text{D22})$$

Next, substituting Eq. (D18) into Eq. (D17a), we get:

$$\begin{aligned} \langle \hat{\sigma}_{\alpha\beta} \hat{\sigma}_{\mu\nu} \rangle - \langle \hat{\sigma}_{\alpha\beta} \rangle \langle \hat{\sigma}_{\mu\nu} \rangle &= \frac{1}{N} \left( \mu^2 (\langle u_{\alpha\beta} u_{\mu\nu} \rangle - \langle u_{\alpha\beta} \rangle \langle u_{\mu\nu} \rangle) + D^2 (\langle q_{\alpha\beta} q_{\mu\nu} \rangle - \langle q_{\alpha\beta} \rangle \langle q_{\mu\nu} \rangle) \right. \\ &\quad \left. + D \mu (\langle u_{\alpha\beta} q_{\mu\nu} \rangle - \langle u_{\alpha\beta} \rangle \langle q_{\mu\nu} \rangle + \langle q_{\alpha\beta} u_{\mu\nu} \rangle - \langle q_{\alpha\beta} \rangle \langle u_{\mu\nu} \rangle) \right). \quad (\text{D23}) \end{aligned}$$

Further substituting Eq. (D20) and simplifying, we obtain:

$$\begin{aligned} \langle \hat{\sigma}_{\alpha\beta} \hat{\sigma}_{\mu\nu} \rangle - \langle \hat{\sigma}_{\alpha\beta} \rangle \langle \hat{\sigma}_{\mu\nu} \rangle &= \frac{k_B T \mu \rho (\mathcal{Z} - \Omega_0)}{N(1+\mathcal{Z})} \mathsf{T}_{\alpha\beta\mu\nu}^{(\text{iso})} + \frac{1}{N(1+\mathcal{Z})} \left( \mu^2 \Omega_{\alpha\beta\mu\nu}^{uu} + \mu D (\Omega_{\alpha\beta\mu\nu}^{uq} + \Omega_{\alpha\beta\mu\nu}^{qu}) + D^2 \Omega_{\alpha\beta\mu\nu}^{qq} \right) \\ &\quad - \frac{1}{N(1+\mathcal{Z})^2} (\mu \Omega_{\alpha\beta}^u + D \Omega_{\alpha\beta}^q) (\mu \Omega_{\mu\nu}^u + D \Omega_{\mu\nu}^q) + \frac{1}{N k_u^2} \left( 1 - \frac{1}{(1+\mathcal{Z})^2} \right) (\mu v_{\alpha\beta} + D \dot{Q}_{\alpha\beta}) (\mu v_{\mu\nu} + D \dot{Q}_{\mu\nu}) \\ &\quad + \frac{1}{N k_u (1+\mathcal{Z})} \left[ (\mu v_{\alpha\beta} + D \dot{Q}_{\alpha\beta}) (\mu \Omega_{\mu\nu}^u + D \Omega_{\mu\nu}^q) + (\mu \Omega_{\alpha\beta}^u + D \Omega_{\alpha\beta}^q) (\mu v_{\mu\nu} + D \dot{Q}_{\mu\nu}) \right]. \quad (\text{D24}) \end{aligned}$$

#### b. Evaluation of white noise amplitude

We focus on the amplitude of the noise in the stress equation Eq. (17), which corresponds to the upper left block of Eq. (34):

$$\left( \frac{\frac{1}{V} \Lambda_{\alpha\beta\mu\nu}^\sigma}{\cdot} \middle| \begin{array}{c} \cdot \\ \cdot \end{array} \right) = \frac{1}{k_u^2} (\Sigma \mathsf{M}^T + \mathsf{M} \Sigma), \quad (\text{D25})$$

where  $\mathsf{M}$  and  $\Sigma$  are defined in Eqs. (D16) and (24) respectively:

$$\mathsf{M} = \left( \frac{k_u}{0} \middle| \frac{-\mu v_{\alpha\beta} - D \dot{Q}_{\alpha\beta} + k_u (\mu \Omega_{\alpha\beta}^u + D \Omega_{\alpha\beta}^q)}{k_u (1+\mathcal{Z})} \right), \quad \Sigma = \left( \frac{\langle \hat{\sigma}_{\alpha\beta} \hat{\sigma}_{\mu\nu} \rangle - \langle \hat{\sigma}_{\alpha\beta} \rangle \langle \hat{\sigma}_{\mu\nu} \rangle}{\langle \hat{\sigma}_{\alpha\beta} \hat{\phi} \rangle - \langle \hat{\sigma}_{\alpha\beta} \rangle \langle \hat{\phi} \rangle} \middle| \frac{\langle \hat{\sigma}_{\alpha\beta} \hat{\phi} \rangle - \langle \hat{\sigma}_{\alpha\beta} \rangle \langle \hat{\phi} \rangle}{\langle \hat{\phi}^2 \rangle - \langle \hat{\phi} \rangle^2} \right). \quad (\text{D26})$$

Thus,

$$\frac{1}{V} \Lambda_{\alpha\beta\mu\nu}^\sigma = 2k_u (\langle \hat{\sigma}_{\alpha\beta} \hat{\sigma}_{\mu\nu} \rangle - \langle \hat{\sigma}_{\alpha\beta} \rangle \langle \hat{\sigma}_{\mu\nu} \rangle) + (-\mu v_{\alpha\beta} - D \dot{Q}_{\alpha\beta} + k_u (\mu \Omega_{\alpha\beta}^u + D \Omega_{\alpha\beta}^q)) (\langle \hat{\sigma}_{\mu\nu} \hat{\phi} \rangle - \langle \hat{\sigma}_{\mu\nu} \rangle \langle \hat{\phi} \rangle) \quad (\text{D27})$$

$$+ (\langle \hat{\sigma}_{\alpha\beta} \hat{\phi} \rangle - \langle \hat{\sigma}_{\alpha\beta} \rangle \langle \hat{\phi} \rangle) (-\mu v_{\mu\nu} - D \dot{Q}_{\mu\nu} + k_u (\mu \Omega_{\mu\nu}^u + D \Omega_{\mu\nu}^q)). \quad (\text{D28})$$

Substituting Eq. (D17), then Eq. (D18), then Eqs. (D19) and (D20), we obtain:

$$\Lambda_{\alpha\beta\mu\nu}^\sigma = \frac{2k_B T \mu}{k_u} \frac{\mathcal{Z}}{1+\mathcal{Z}} \mathsf{T}_{\alpha\beta\mu\nu}^{(\text{iso})} \quad [\text{thermal}] \quad (\text{D29})$$

$$+ \frac{2}{\rho k_u} \frac{1}{1+\mathcal{Z}} \left( \mu^2 \Omega_{\alpha\beta\mu\nu}^{uu} + \mu D (\Omega_{\alpha\beta\mu\nu}^{uq} + \Omega_{\alpha\beta\mu\nu}^{qu}) + D^2 \Omega_{\alpha\beta\mu\nu}^{qq} - \Omega_0 k_B T \mu \rho \mathsf{T}_{\alpha\beta\mu\nu}^{(\text{iso})} \right) \quad [\text{active}] \quad (\text{D30})$$

$$+ \frac{2}{\rho k_u^3} \frac{\mathcal{Z}}{1+\mathcal{Z}} (\mu v_{\alpha\beta} + D \dot{Q}_{\alpha\beta}) (\mu v_{\mu\nu} + D \dot{Q}_{\mu\nu}) \quad [\text{driven}] \quad (\text{D31})$$

$$+ \frac{1}{\rho k_u^2} \frac{1}{1+\mathcal{Z}} \left( (\mu v_{\alpha\beta} + D \dot{Q}_{\alpha\beta}) (\mu \Omega_{\mu\nu}^u + D \Omega_{\mu\nu}^q) + (\mu \Omega_{\alpha\beta}^u + D \Omega_{\alpha\beta}^q) (\mu v_{\mu\nu} + D \dot{Q}_{\mu\nu}) \right) \quad [\text{cross}]. \quad (\text{D32})$$

A simplified version of this expression is used in the main text.

*c. Stress autocorrelation function and spectral density*

Next, we evaluate the stress correlation function Eq. (22):

$$C_{\alpha\beta\mu\nu}^\sigma(t-t') = \langle \hat{\sigma}_{\alpha\beta}(t) \hat{\sigma}_{\mu\nu}(t') \rangle - \langle \hat{\sigma}_{\alpha\beta} \rangle \langle \hat{\sigma}_{\mu\nu} \rangle, \quad (\text{D33})$$

which is the upper left block of Eq. (30):

$$\left( \begin{array}{c|c} C_{\alpha\beta\mu\nu}^\sigma(t-t') & \cdot \\ \hline \cdot & \cdot \end{array} \right) = C_Y(t) = e^{-Mt} \Sigma \quad \text{for } t \geq 0. \quad (\text{D34})$$

Using the identity for block triangular matrices:  $\exp \begin{pmatrix} A_{11} & A_{12} \\ 0 & A_{22} \end{pmatrix} = \begin{pmatrix} e^{A_{11}} & \int_0^1 e^{A_{11}(1-s)} A_{12} e^{A_{22}s} ds \\ 0 & e^{A_{22}} \end{pmatrix}$ , we obtain:

$$e^{-Mt} = \left( \begin{array}{c|c} e^{-k_u t} & \left( \mu v_{\alpha\beta} + D\dot{Q}_{\alpha\beta} - k_u(\mu\Omega_{\alpha\beta}^u + D\Omega_{\alpha\beta}^q) \right) \frac{1}{k_u \mathcal{Z}} (e^{-k_u t} - e^{-(1+\mathcal{Z})k_u t}) \\ \hline 0 & e^{-(1+\mathcal{Z})k_u t} \end{array} \right). \quad (\text{D35})$$

Thus, the correlation function is given by:

$$C_{\alpha\beta\mu\nu}^\sigma(t) = e^{-k_u t} (\langle \hat{\sigma}_{\alpha\beta} \hat{\sigma}_{\mu\nu} \rangle - \langle \hat{\sigma}_{\alpha\beta} \rangle \langle \hat{\sigma}_{\mu\nu} \rangle) + \left( \mu v_{\alpha\beta} + D\dot{Q}_{\alpha\beta} - k_u(\mu\Omega_{\alpha\beta}^u + D\Omega_{\alpha\beta}^q) \right) \frac{1}{k_u \mathcal{Z}} (e^{-k_u t} - e^{-(1+\mathcal{Z})k_u t}) (\langle \hat{\sigma}_{\mu\nu} \hat{\phi} \rangle - \langle \hat{\sigma}_{\mu\nu} \rangle \langle \hat{\phi} \rangle). \quad (\text{D36})$$

Substituting Eq. (D17), then Eq. (D18), then Eqs. (D19) and (D20), we obtain:

$$C_{\alpha\beta\mu\nu}^\sigma(t) = \frac{k_B T \mu \rho (\mathcal{Z} - \Omega_0)}{N(1+\mathcal{Z})} T_{\alpha\beta\mu\nu}^{(\text{iso})} e^{-k_u t} + \frac{1}{N(1+\mathcal{Z})} \left( \mu^2 \Omega_{\alpha\beta\mu\nu}^{uu} + \mu D(\Omega_{\alpha\beta\mu\nu}^{uq} + \Omega_{\alpha\beta\mu\nu}^{qu}) + D^2 \Omega_{\alpha\beta\mu\nu}^{qq} \right) e^{-k_u t} \quad (\text{D37a})$$

$$- \frac{1}{N\mathcal{Z}(1+\mathcal{Z})} \left( e^{-k_u t} - \frac{e^{(1+\mathcal{Z})k_u t}}{1+\mathcal{Z}} \right) (\mu\Omega_{\alpha\beta}^u + D\Omega_{\alpha\beta}^q)(\mu\Omega_{\mu\nu}^u + D\Omega_{\mu\nu}^q) \quad (\text{D37b})$$

$$+ \frac{1}{Nk_u^2} \left( e^{-k_u t} - \frac{e^{-(1+\mathcal{Z})k_u t}}{(1+\mathcal{Z})^2} \right) (\mu v_{\alpha\beta} + D\dot{Q}_{\alpha\beta})(\mu v_{\mu\nu} + D\dot{Q}_{\mu\nu}) \quad (\text{D37c})$$

$$+ \frac{1}{Nk_u \mathcal{Z}(1+\mathcal{Z})} \left( e^{-k_u t} - \frac{e^{(1+\mathcal{Z})k_u t}}{1+\mathcal{Z}} \right) (\mu v_{\alpha\beta} + D\dot{Q}_{\alpha\beta})(\mu\Omega_{\mu\nu}^u + D\Omega_{\mu\nu}^q) \quad (\text{D37d})$$

$$+ \frac{e^{(1+\mathcal{Z})k_u t}}{Nk_u(1+\mathcal{Z})^2} (\mu\Omega_{\alpha\beta}^u + D\Omega_{\alpha\beta}^q)(\mu v_{\mu\nu} + D\dot{Q}_{\mu\nu}). \quad (\text{D37e})$$

Using Eq. (32), we extend this to the negative times:  $C_{\alpha\beta\mu\nu}^\sigma(t) = C_{\mu\nu\alpha\beta}^\sigma(-t)$ .

Similarly, using the upper left block of Eq. (33), we obtain the spectral density of the stress:

$$\left( \begin{array}{c|c} S_{\alpha\beta\mu\nu}^\sigma(\omega) & \cdot \\ \hline \cdot & \cdot \end{array} \right) = S_Y(\omega) = (M + i\omega I)^{-1} \Sigma + \Sigma (M^T - i\omega I)^{-1}. \quad (\text{D38})$$

The inverse matrix is:

$$(M + i\omega I)^{-1} = \left( \begin{array}{c|c} (k_u + i\omega)^{-1} & (k_u + i\omega)^{-1}((1+\mathcal{Z})k_u + i\omega)^{-1} \left( \mu v_{\alpha\beta} D\dot{Q}_{\alpha\beta} - k_u(\mu\Omega_{\alpha\beta}^u + D\Omega_{\alpha\beta}^q) \right) \\ \hline 0 & ((1+\mathcal{Z})k_u + i\omega)^{-1} \end{array} \right). \quad (\text{D39})$$

Thus, the stress spectral density is:

$$\begin{aligned} S_{\alpha\beta\mu\nu}^\sigma(\omega) = & ((k_u + i\omega)^{-1} + (k_u - i\omega)^{-1}) (\langle \hat{\sigma}_{\alpha\beta} \hat{\sigma}_{\mu\nu} \rangle - \langle \hat{\sigma}_{\alpha\beta} \rangle \langle \hat{\sigma}_{\mu\nu} \rangle) \\ & + (k_u + i\omega)^{-1} ((1+\mathcal{Z})k_u + i\omega)^{-1} \left( \mu v_{\alpha\beta} + D\dot{Q}_{\alpha\beta} - k_u(\mu\Omega_{\alpha\beta}^u + D\Omega_{\alpha\beta}^q) \right) (\langle \hat{\sigma}_{\mu\nu} \hat{\phi} \rangle - \langle \hat{\sigma}_{\mu\nu} \rangle \langle \hat{\phi} \rangle) \\ & + (k_u - i\omega)^{-1} ((1+\mathcal{Z})k_u - i\omega)^{-1} (\langle \hat{\sigma}_{\alpha\beta} \hat{\phi} \rangle - \langle \hat{\sigma}_{\alpha\beta} \rangle \langle \hat{\phi} \rangle) \left( \mu v_{\mu\nu} + D\dot{Q}_{\mu\nu} - k_u(\mu\Omega_{\mu\nu}^u + D\Omega_{\mu\nu}^q) \right). \end{aligned} \quad (\text{D40})$$

The final expression for the spectral density is:

$$\begin{aligned}
S_{\alpha\beta\mu\nu}^{\sigma}(\omega) = & \frac{k_B T \mu \rho (\mathcal{Z} - \Omega_0)}{N(1 + \mathcal{Z})} \frac{2k_u}{k_u^2 + \omega^2} T_{\alpha\beta\mu\nu}^{(\text{iso})} + \frac{1}{N(1 + \mathcal{Z})} \frac{2k_u}{k_u^2 + \omega^2} \left( \mu^2 \Omega_{\alpha\beta\mu\nu}^{uu} + \mu D(\Omega_{\alpha\beta\mu\nu}^{uq} + \Omega_{\alpha\beta\mu\nu}^{qu}) + D^2 \Omega_{\alpha\beta\mu\nu}^{qq} \right) \\
& - \frac{2k_u}{N\mathcal{Z}(1 + \mathcal{Z})} \left( \frac{1}{k_u^2 + \omega^2} - \frac{1}{(1 + \mathcal{Z})^2 k_u^2 + \omega^2} \right) (\mu \Omega_{\alpha\beta}^u + D \Omega_{\alpha\beta}^q) (\mu \Omega_{\mu\nu}^u + D \Omega_{\mu\nu}^q) \\
& + \frac{2}{Nk_u(1 + \mathcal{Z})} \left( \frac{1 + \mathcal{Z}}{k_u^2 + \omega^2} - \frac{1}{(1 + \mathcal{Z})^2 k_u^2 + \omega^2} \right) (\mu v_{\alpha\beta} + D \dot{Q}_{\alpha\beta}) (\mu v_{\mu\nu} + D \dot{Q}_{\mu\nu}) \\
& + \frac{1}{Nk_u \mathcal{Z}(1 + \mathcal{Z})} \left( \frac{k_u - i\omega}{k_u^2 + \omega^2} + \frac{(\mathcal{Z} - 1)k_u + i\omega}{(1 + \mathcal{Z})^2 k_u^2 + \omega^2} \right) (\mu v_{\alpha\beta} + D \dot{Q}_{\alpha\beta}) (\mu \Omega_{\mu\nu}^u + D \Omega_{\mu\nu}^q) \\
& + \frac{1}{Nk_u \mathcal{Z}(1 + \mathcal{Z})} \left( \frac{k_u + i\omega}{k_u^2 + \omega^2} + \frac{(\mathcal{Z} - 1)k_u - i\omega}{(1 + \mathcal{Z})^2 k_u^2 + \omega^2} \right) (\mu \Omega_{\alpha\beta}^u + D \Omega_{\alpha\beta}^q) (\mu v_{\mu\nu} + D \dot{Q}_{\mu\nu}).
\end{aligned} \tag{D41}$$

Indeed, the above expression is the Fourier transform of the correlation function Eq. (D37) (c.f. Eq. (26)).

### Appendix E: Wiener-Khinchin theorem

Consider stationary processes  $A(t)$  and  $B(t)$ . Their correlation functions are defined as:

$$\begin{aligned}
C_{AB}(t' - t) &= \langle A(t') B(t) \rangle \\
&= C_{BA}(t - t'), \\
C_{AB}(t) &= C_{BA}(-t).
\end{aligned}$$

Let  $\tilde{A}(\omega)$ ,  $\tilde{B}(\omega)$ , and  $S_{AB}(\omega)$  denote the Fourier transforms of  $A(t)$ ,  $B(t)$ , and  $C_{AB}(t)$ , respectively. The function  $S$  is referred to as the spectral density. According to the Wiener-Khinchin theorem:

$$\begin{aligned}
\langle \tilde{A}(\omega') \tilde{B}(\omega) \rangle &= 2\pi \delta(\omega' + \omega) S_{AB}(\omega') \\
&= 2\pi \delta(\omega' + \omega) S_{AB}(-\omega) \\
&= 2\pi \delta(\omega' + \omega) S_{BA}(\omega).
\end{aligned}$$

The proof is straightforward[46, 92]:

$$\begin{aligned}
\langle \tilde{A}(\omega') \tilde{B}(\omega) \rangle &= \int \int \langle A(t') B(t) \rangle e^{-i\omega' t'} e^{-i\omega t} dt dt' \\
&= \int \left( \int C_{AB}(t' - t) e^{-i\omega'(t' - t)} dt' \right) e^{-i(\omega + \omega')t} dt \\
&= S_{AB}(\omega') \int e^{-i(\omega + \omega')t} dt \\
&= S_{AB}(\omega') 2\pi \delta(\omega' + \omega).
\end{aligned}$$

### Appendix F: Verifying fluctuation-dissipation theorem for passive system

In Eq. (38), the noise in the stress equation is decomposed into various contributions. For a passive system in equilibrium (i.e.,  $\Omega = 0$ ,  $\mathbf{v} = 0$ ,  $\dot{\mathbf{Q}} = 0$ ), only the thermal contribution remains:

$$\langle \hat{\xi}_{\alpha\beta}^{\sigma}(t) \hat{\xi}_{\mu\nu}^{\sigma}(t') \rangle = 4\eta k_B T T_{\alpha\beta\mu\nu}^{(\text{iso})} \frac{1}{V} \delta(t - t'). \tag{F1}$$

This appendix verifies that this expression is consistent with the Fluctuation-Dissipation Theorem (FDT), a fundamental relation in statistical mechanics. The FDT relates the equilibrium fluctuation spectrum of a thermodynamic variable to its response function [46]:

$$S_{ij}^{(x)}(\omega) = -\frac{2k_B T}{\omega} \chi_{ij}''(\omega) \quad \text{and} \quad \tilde{x}_i = \chi_{ij}(\omega) \tilde{f}_j, \tag{F2}$$

where  $\chi_{ij}''$  is the imaginary part of the susceptibility  $\chi_{ij}$ .

We determine the conjugate thermodynamic variables and forces of our system from the entropy production. For the coarse-graining volume  $V$ , the entropy production is given by:

$$T\dot{S} = \int \sigma_{\alpha\beta} v_{\alpha\beta} dV + f_i \dot{x}_i \tag{F3}$$

$$= \int \sigma_{\alpha\beta} \partial_t U_{\alpha\beta} dV + f_i \dot{x}_i, \tag{F4}$$

where  $f_i$  and  $x_i$  are other pairs of thermodynamic forces and variables not of interest. Here,  $U_{\alpha\beta}$  is the macroscopic strain which is the proper thermodynamic variable. The fluctuation-dissipation theorem relates the equilibrium fluctuation spectrum of the thermodynamic variable. In our case, we focus on stress fluctuations. We can rewrite the entropy production as:  $T\dot{S} = f\dot{x} = \frac{d}{dt}(fx) + (-x)\dot{f}$ , where the total time derivative represents the reversible part, and now the thermodynamic force and variable are  $-x$  and  $f$ , respectively. For our specific case (discarding complete differentials):

$$T\dot{S} = \int -\partial_t \sigma_{\alpha\beta} U_{\alpha\beta} dV + f_i \dot{x}_i \tag{F5}$$

$$= (-V U_{\alpha\beta}) \partial_t \sigma_{\alpha\beta} + f_i V \dot{x}_i. \tag{F6}$$

Here, the thermodynamic variable is  $-V U_{\alpha\beta}$  and its conjugate force is  $\partial_t \sigma_{\alpha\beta}$ . Thus, the linear response relation is written as:

$$\tilde{\sigma}_{\alpha\beta}(\omega) = \chi_{\alpha\beta\mu\nu}(\omega) (-V \tilde{U}_{\mu\nu}(\omega)) + \chi_{\alpha\beta i}(\omega) \tilde{f}_i(\omega). \tag{F7}$$

Comparing this with the Fourier transform of Eq. (10):

$$(1 + i\omega/k_u)\tilde{\sigma}_{\alpha\beta}(\omega) = 2\eta\tilde{v}_{\alpha\beta}(\omega) - \nu\tilde{Q}_{\alpha\beta}(\omega) - \zeta\tilde{Q}_{\alpha\beta}(\omega),$$

we find that  $\chi_{\alpha\beta\mu\nu} = -\frac{2\eta i\omega}{1+i\omega/k_u} \frac{1}{V} \mathbf{T}_{\alpha\beta\mu\nu}^{(\text{iso})}$ . Using the Fluctuation-Dissipation Theorem (FDT) (F2), the spectral density of the thermodynamic force, that is the stress tensor, is:

$$S_{\alpha\beta\mu\nu}^{(\sigma)}(\omega) = -\frac{2k_B T}{\omega} \chi_{\alpha\beta\mu\nu}''(\omega) = \frac{4\eta k_B T}{1 + (\omega/k_u)^2} \frac{1}{V} \mathbf{T}_{\alpha\beta\mu\nu}^{(\text{iso})}.$$

If we model the stress fluctuations using the Langevin equation (17), we obtain

$$\begin{aligned} \langle \hat{\xi}_{\alpha\beta}(\omega) \hat{\xi}_{\mu\nu}(\omega') \rangle &= \\ &= (1 + i\omega/k_u)(1 + i\omega'/k_u) \langle \hat{\sigma}_{\alpha\beta}(\omega) \hat{\sigma}_{\mu\nu}(\omega') \rangle \\ &= (1 + i\omega/k_u)(1 + i\omega'/k_u) 2\pi \delta(\omega + \omega') S_{\alpha\beta\mu\nu}^{(\sigma)}(\omega) \\ &= 2\pi \delta(\omega + \omega') \frac{1}{V} 4\eta k_B T \mathbf{T}_{\alpha\beta\mu\nu}^{(\text{iso})}, \end{aligned} \quad (\text{F8})$$

where in the second line, we used the Wiener-Khinchin theorem [46, 92]. This result is consistent with Eq. (F1).

### Appendix G: Visualisation of the steady state distribution of the stress tensor

In Section 6.3, we investigated a simple form of activity and, in Fig. 2, illustrated the resulting steady-state distribution of the stress tensor. This appendix details the numerical procedure used for these visualizations and extends the analysis to present the complete two-dimensional distribution.

In a two-dimensional system, the activity (46) is expressed as a function of the independent components of the tensors  $\mathbf{u}$  and  $\mathbf{q}$ :

$$\Omega(u_{11}, u_{12}, q_{11}, q_{12}) = \Omega(u_{11}, u_{12}) \delta(q_{11} - Q_{11}) \delta(q_{12} - Q_{12}).$$

We consider the following form of  $\Omega(\mathbf{u})$ :

$$\Omega(u_{11}, u_{12}) = \frac{\Omega_0}{A\pi} e^{-\frac{1}{A}(u_{11}^2 + u_{12}^2)}. \quad (\text{G1})$$

This form is consistent with Eqs. (47) and (48). For numerical convenience, the delta functions are approximated by sharp Gaussian functions with a small width  $C \ll 1$ :

$$\begin{aligned} \Omega(u_{11}, u_{12}, q_{11}, q_{12}) &\approx \\ &\approx \frac{\Omega_0}{A\pi} e^{-\frac{1}{A}(u_{11}^2 + u_{12}^2)} \frac{1}{C\pi} e^{-\frac{1}{C}((q_{11} - Q_{11})^2 + (q_{12} - Q_{12})^2)}. \end{aligned} \quad (\text{G2})$$

Consequently, the activity depends on the parameters  $\Omega_0$ ,  $A$ , and  $C$ .

The ratio of the binding rates is a mixture of Gaussian distributions:

$$\begin{aligned} \frac{k_b}{k_u} &= e^{-\frac{\beta}{\rho}(\mu(u_{11}^2 + u_{12}^2) + 2D(u_{11}q_{11} + u_{12}q_{12}) + \chi(q_{11}^2 + q_{12}^2))} \\ &+ \frac{\Omega_0}{AC\pi^2} e^{-\frac{1}{A}(u_{11}^2 + u_{12}^2) - \frac{1}{C}(q_{11} - Q_{11})^2 - \frac{1}{C}(q_{12} - Q_{12})^2}. \end{aligned} \quad (\text{G3})$$

The duty ratio is given by:

$$\mathcal{Z} = \frac{\pi^2 \rho^2}{\beta^2(\mu\chi - D^2)} + \Omega_0. \quad (\text{G4})$$

From Eq. (35), the steady-state distribution is:

$$p_{\text{ss}}(u_{11}, u_{12}, q_{11}, q_{12}) = \int_0^\infty p_{\text{active}}(u_{11} - v_{11}t, u_{12} - v_{12}t, q_{11} - \dot{Q}_{11}t, q_{12} - \dot{Q}_{12}t) k_u e^{-k_u t} dt, \quad (\text{G5})$$

$$\text{where } p_{\text{active}}(u_{11}, u_{12}, q_{11}, q_{12}) = \frac{1}{1 + \mathcal{Z}} \frac{ka(u_{11}, u_{12}, q_{11}, q_{12})}{k_u}.$$

This represents the steady-state distribution in the absence of external driving, consisting of active and thermal contributions. The function  $p_{\text{active}}$  is a mixture of Gaussians; like  $n_{\text{ss}}$  in Eq. (35), this distribution is not normalized. Instead, the integral of the probability density functions (PDFs) yields the fraction of bound linkers.

The steady-state distribution is over the binding states of the linker, but our interest lies in the distribution of stress and the influence of activity and external driving on it. Using the relation (6), we have:

$$p_{\text{ss}}(\sigma_{11}, \sigma_{12}) = \int \delta(\sigma_{11} - (\mu u_{11} + Dq_{11})) \delta(\sigma_{12} - (\mu u_{12} + Dq_{12})) p_{\text{ss}}(u_{11}, u_{12}, q_{11}, q_{12}) du_{11} du_{12} dq_{11} dq_{12}, \quad (\text{G6})$$

$$p_{\text{ss}}(\sigma_{11}) = \int p_{\text{ss}}(\sigma_{11}, \sigma_{12}) d\sigma_{12} = \int \delta(\sigma_{11} - (\mu u_{11} + Dq_{11})) p_{\text{ss}}(u_{11}, u_{12}, q_{11}, q_{12}) du_{11} du_{12} dq_{11} dq_{12}. \quad (\text{G7})$$

By exchanging the order of integration, we integrate over the state variables  $u_{11}, u_{12}, q_{11}, q_{12}$  first, followed by the time variable  $t$ :

$$p_{\text{active}}(\sigma_{11}, \sigma_{12}) = \int \delta(\sigma_{11} - (\mu u_{11} + Dq_{11})) \delta(\sigma_{12} - (\mu u_{12} + Dq_{12})) p_{\text{active}}(u_{11}, u_{12}, q_{11}, q_{12}) du_{11} du_{12} dq_{11} dq_{12}, \quad (\text{G8})$$



$$p_{\text{active}}(\sigma_{11}) = \int p_{\text{active}}(\sigma_{11}, \sigma_{12}) d\sigma_{12} = \int \delta(\sigma_{11} - (\mu u_{11} + D q_{11})) p_{\text{active}}(u_{11}, u_{12}, q_{11}, q_{12}) du_{11} du_{12} dq_{11} dq_{12}, \quad (\text{G9})$$

$$p_{\text{ss}}(\sigma_{11}, \sigma_{12}) = \int_0^\infty p_{\text{active}}(\sigma_{11} - (\mu v_{11} + D \dot{Q}_{11})t, \sigma_{12} - (\mu v_{12} + D \dot{Q}_{12})t) k_u e^{-k_u t} dt, \quad (\text{G10})$$

$$p_{\text{ss}}(\sigma_{11}) = \int_0^\infty p_{\text{active}}(\sigma_{11} - (\mu v_{11} + D \dot{Q}_{11})t) k_u e^{-k_u t} dt. \quad (\text{G11})$$

Given that  $p_{\text{active}}(u_{11}, u_{12}, q_{11}, q_{12})$  is a mixture of Gaussians, the evaluation of  $p_{\text{active}}(\sigma_{11}, \sigma_{12})$  is straightforward. The steady-state distributions  $p_{\text{ss}}(\sigma_{11}, \sigma_{12})$  and  $p_{\text{ss}}(\sigma_{11})$  can be expressed in terms of error functions:

$$\text{erf}(x) = \frac{2}{\sqrt{\pi}} \int_0^x e^{-t^2} dt. \quad (\text{G12})$$

For instance, we obtain:

$$p_{\text{active}}(\sigma_{11}) = \frac{1}{1+\mathcal{Z}} \left( (\mathcal{Z} - \Omega_0) \sqrt{\frac{\beta}{\pi \mu \rho}} e^{\beta \sigma_{11}^2 / (\mu \rho)} + \frac{\Omega_0}{\sqrt{\pi (A \mu^2)}} e^{-(\sigma_{11} - D Q_{11})^2 / (A \mu^2)} \right). \quad (\text{G13})$$

where the  $C \rightarrow 0$  limit has been taken. For simplicity, we only provide the expression for  $p_{\text{ss}}(\sigma_{11})$  at  $\Omega_0 = 0$  and  $\dot{Q}_{11} = 0$ :

$$p_{\text{ss}}(\sigma_{11}) = \frac{k_u}{2\mu v_{11}} \left[ 1 + \text{erf} \left( \frac{2v_{11}\sigma_{11}\beta - \rho k_u}{2v_{11}\sqrt{\rho\beta\mu}} \right) \right] \times \exp \left( -\frac{\sigma_{11}k_u}{v_{11}\mu} + \frac{k_u^2\rho}{4v_{11}^2\beta\mu} \right). \quad (\text{G14})$$

In Figure 2, panels (b) and (c) correspond to Eq. (G13) and Eq. (G14), respectively, including the active contribution. The parameters used are:

$$\text{Model: } \rho = 0.05, \epsilon_0 = 0, k_u = 1, \beta = 1, \\ \mu = \chi = 1, D = 0.8,$$

$$\text{Activity: } \Omega_0 = 0.2, A = 0.01, C = 0.001,$$

$$\text{Strain rate and: } v_{11} = 0.4, Q_{11} = 1, \dot{Q}_{11} = 0, \\ \text{Orientation}$$

(G15)

This distribution is independent of the other components of orientation and strain rate ( $Q_{12}$ ,  $\dot{Q}_{12}$  and  $v_{12}$ ). These parameters are selected to illustrate the characteristics and properties of the steady-state distribution and do not represent realistic systems.

In Figure 5, we visualize the distribution of two independent components of the stress. The parameters used are as follows:

$$\text{Model: } \rho = 0.05, \epsilon_0 = 0, k_u = 1, \beta = 1, \\ \mu = \chi = 1, D = 0.8,$$

$$\text{Activity: } \Omega_0 = 0.2, A = 0.05, C = 0.001,$$

$$\text{Strain rate and: } v_{11} = 0, v_{12} = 0.7,$$

$$\text{Orientation } Q_{11} = 1, Q_{12} = 0, \dot{Q}_{11} = \dot{Q}_{12} = 0, \quad (\text{G16})$$

## Appendix H: Isotropic tensors relative to an axis

In Section 6.2, following the systems's symmetries, we decompose 3-dimensional rank-4 tensors in terms of invariant tensors (43), see Eq. (44).

In this appendix, we show that no additional tensors, linearly independent of those in (43), exist with the specified symmetries.

If we relax the symmetry requirement under the exchange of the first and last pairs of indices, i.e., if we drop the condition  $\mathsf{T}_{\alpha\beta\mu\nu} = \mathsf{T}_{\mu\nu\alpha\beta}$ , two additional independent tensors become possible:

$$\begin{aligned} \mathsf{T}_{\alpha\beta\mu\nu}^{(3)} &= (n_\alpha n_\mu \epsilon_{\beta\nu\gamma} + n_\alpha n_\nu \epsilon_{\beta\mu\gamma} + n_\beta n_\mu \epsilon_{\alpha\nu\gamma} + n_\beta n_\nu \epsilon_{\alpha\mu\gamma}) n_\gamma, \\ \mathsf{T}_{\alpha\beta\mu\nu}^{(4)} &= (\delta_{\alpha\mu} \epsilon_{\beta\nu\gamma} + \delta_{\alpha\nu} \epsilon_{\beta\mu\gamma} + \delta_{\beta\mu} \epsilon_{\alpha\nu\gamma} + \delta_{\beta\nu} \epsilon_{\alpha\mu\gamma}) n_\gamma, \end{aligned} \quad (\text{H1})$$

where  $\epsilon_{\alpha\beta\gamma}$  is the totally antisymmetric tensor (Levi-Civita symbol). Tensors in Eq. (43) are symmetric under the exchange of the first and last pairs of indices, while tensors in Eq. (H1) are antisymmetric:

$$\mathsf{T}_{\alpha\beta\mu\nu}^{(i)} = \mathsf{T}_{\mu\nu\alpha\beta}^{(i)} \quad \text{for } i = 0, 1, 2, \quad (\text{H2a})$$

$$\mathsf{T}_{\alpha\beta\mu\nu}^{(i)} = -\mathsf{T}_{\mu\nu\alpha\beta}^{(i)} \quad \text{for } i = 3, 4. \quad (\text{H2b})$$

To demonstrate that no further linearly independent tensors exist, we formulate the constraints as a system of linear equations and determine the rank of the coefficient matrix using symbolic computation software.

For an infinitely small angle of rotation  $\theta$ , the rotation matrix can be approximated as

$$R(\theta)_{\alpha\beta} \approx \delta_{\alpha\beta} + \theta g_{\alpha\beta}, \quad (\text{H3})$$

where  $g_{\alpha\beta} = \epsilon_{\alpha\beta\gamma} n_\gamma$ . Substituting this into the constraint of the rotational invariance  $R_{\alpha\alpha'} R_{\beta\beta'} R_{\gamma\gamma'} R_{\nu\nu'} \mathsf{T}_{\alpha'\beta'\mu'\nu'} = \mathsf{T}_{\alpha\beta\mu\nu}$ , we obtain

$$g_{\alpha\alpha'} \mathsf{T}_{\alpha'\beta\mu\nu} + g_{\beta\beta'} \mathsf{T}_{\alpha\beta'\mu\nu} + g_{\mu\mu'} \mathsf{T}_{\alpha\beta\mu'\nu} + g_{\nu\nu'} \mathsf{T}_{\alpha\beta\mu\nu'} = 0, \quad (\text{H4})$$

keeping only the first-order terms in  $\theta$ . Equation (H4) represents 81 linear equations for the 81 entries of the tensor  $\mathsf{T}_{\alpha\beta\mu\nu}$ . Let  $x$  be a vector containing all entries of the tensor  $\mathsf{T}$ ; Eq. (H4) can be expressed in matrix form as  $Ax = 0$ , where  $A$  is an  $81 \times 81$  matrix containing the coefficients from Eq. (H4). The null space (kernel) of the matrix  $A$  is found to be 19-dimensional. This indicates that there are 19 linearly independent rank-4 tensors invariant under rotations around the given axis.

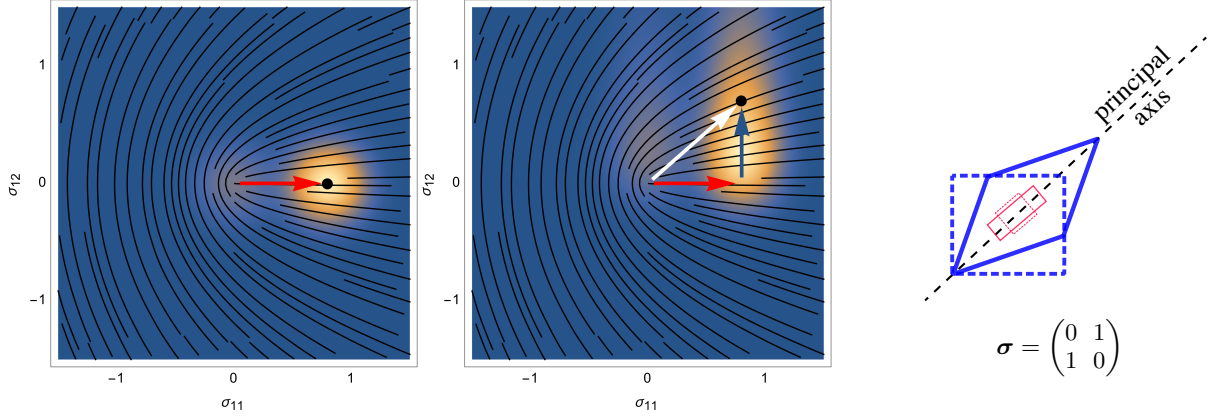


FIG. 5. At steady state, the states of the bound linkers are distributed according to  $n_{ss}(\mathbf{u}, \mathbf{q})$  defined in Eq. (35). Each bound linker contributes to the stress tensor  $\sigma(\mathbf{u}, \mathbf{q})$  as defined in Eq. (6). Here, we visualize the distribution of the stress tensor in  $d = 2$  dimensions. The stress tensor has two independent components,  $\sigma_{11}$  and  $\sigma_{12}$ , which are taken as axes. The tangent of the black streamlines represents the principal axis of the corresponding stress tensor (the directions where there is no shear stress). For example, the principal axis of the stress tensor in the right diagram is at 45 degrees, the corresponding point on the left plots is  $(\sigma_{11}, \sigma_{12}) = (0, 1)$ , where the tangent of the streamline is also at 45 degrees. Bright spots on the plots indicate regions of high probability density. Similar to Fig. 2, we set the activity  $\Omega$  to promote binding to states with orientation  $\mathbf{q} \approx \mathbf{Q} = \begin{pmatrix} 1 & 0 \\ 0 & -1 \end{pmatrix}$ . For the left plot, we set vanishing external drives,  $\mathbf{v} = \dot{\mathbf{Q}} = 0$ , and we assume that the activity is much stronger than the thermal contribution in Eq. (3); latter is responsible for the less bright spot at the center. As the elastonematic coupling  $D = 0.8 \neq 0$ , there is a high probability density at  $\sigma \propto \mathbf{Q}$ . The black dot marks the average of the distribution, and the red arrow indicates the probability shift due to activity. In the right plot, we introduce shear with rate  $\mathbf{v} = \begin{pmatrix} 0 & 1 \\ 1 & 0 \end{pmatrix}$  in the orthogonal direction in contrast to the Fig. 2. This distorts the stress distribution. The blue arrow indicates the shift in the average of the distribution induced by the external shear rate  $\mathbf{v}$ . Parameter values, chosen for illustration purposes, are given in Eq. (G16).

Now, we introduce additional constraints on the tensor  $\mathbf{T}_{\alpha\beta\mu\nu}$ : symmetry with respect to the first two and last two indices, and zero trace with respect to the first and last pair of indices:

$$\begin{aligned} \mathbf{T}_{\alpha\beta\mu\nu} - \mathbf{T}_{\beta\alpha\mu\nu} &= 0, \\ \mathbf{T}_{\alpha\beta\mu\nu} - \mathbf{T}_{\alpha\beta\nu\mu} &= 0, \\ \mathbf{T}_{\xi\xi\mu\nu} &= 0, \quad \mathbf{T}_{\alpha\beta\xi\xi} = 0. \end{aligned} \quad (\text{H5})$$

These constraints add  $81 + 81 + 9 + 9 = 180$  additional (not necessarily independent) conditions. Incorporating these linear equations into Eq. (H4) results in a system that can be expressed in matrix form as  $Ax = 0$ , where  $A$  is a  $261 \times 81$  matrix. The kernel of this matrix is 5-dimensional, indicating that there are only 5 linearly independent rank-4 tensors that are symmetric, traceless, and invariant under rotations around the given axis.

There are several methods for selecting these five tensors. Our approach imposes additional symmetry with respect to the interchange of the first and last pairs of indices:  $\mathbf{T}_{\alpha\beta\mu\nu} = \mathbf{T}_{\mu\nu\alpha\beta}$ . This further reduces the dimension of the kernel to 3. One evident solution is the isotropic tensor Eq. (43a), which is independent of the symmetry axis  $\mathbf{n}$ . Another choice is  $\mathbf{T}_{\alpha\beta\mu\nu}^{(2)} = N_{\alpha\beta}N_{\mu\nu}$ , which clearly satisfies all the constraints. The third tensor,  $\mathbf{T}^{(1)}$  (as defined in Eq. (43b)), is uniquely determined (up to a constant factor) through an orthogonalization

procedure.

The remaining two tensors must satisfy Eq. (H2b). Specifically,  $\mathbf{T}^{(4)}$  is chosen to be proportional to  $\mathbf{n}$ , and  $\mathbf{T}^{(5)}$  is proportional to  $\mathbf{n} \otimes \mathbf{n} \otimes \mathbf{n}$ .

## Appendix I: Fluctuating fluid dynamics of the gel

In this appendix, we solve the fluctuating fluid dynamical equations (53) subject to the boundary condition (55).

Although Eq. (53) is linear, the time-dependent boundary condition Eq. (55) introduces nonlinearities into the problem. To achieve a strictly linear problem, the time dependence of  $\hat{S}(t)$  in Eq. (55) must be neglected [50, 51]. This implies that while the particle's surface has a velocity  $\hat{U}_\alpha(t)$ , its spatial movements are neglected. This approximation is valid when the particle's displacement is small relative to its size over the relevant timescale (e.g., relaxation time of the gel). Furthermore, we assume the tracer particle fluctuates around  $\mathbf{R} = 0$ . Consequently, the linearized boundary condition (55) is:

$$\hat{v}_\alpha(\mathbf{r}, t) = \hat{U}_\alpha(t), \quad |\mathbf{r}| = a. \quad (\text{I1})$$

We solve the problem in the Fourier domain using the following Fourier transform convention:  $\hat{f}(\omega) =$

$\int_{-\infty}^{\infty} f(t)e^{-i\omega t}dt$ . For clarity, we will omit the ‘ $\sim$ ’ notation for all subsequent fields and functions.

### I.1. Derivation of the response function of the active gel

In this section, we derive the drag force and the response function of the active gel by considering non-fluctuating dynamical equations in the Fourier domain. The equations and boundary conditions are given by:

$$\partial_\beta \sigma_{\alpha\beta}^{\text{tot}} = 0, \quad \sigma_{\alpha\beta}^{\text{tot}} = \sigma_{\alpha\beta} - \delta_{\alpha\beta} p, \quad (\text{I2a})$$

$$\partial_\alpha v_\alpha = 0, \quad (\text{I2b})$$

$$\sigma_{\alpha\beta} = 2\eta'(\omega)v_{\alpha\beta} - \zeta'(\omega)Q_{\alpha\beta}, \quad (\text{I2c})$$

$$v_\alpha(\mathbf{r}, \omega) = U_\alpha(\omega) \quad |\mathbf{r}| = a, \quad (\text{I2d})$$

where we defined frequency dependent coupling coefficients as:

$$\eta'(\omega) = \frac{\eta}{1 + i\omega/k_u}, \quad \zeta'(\omega) = \frac{\zeta}{1 + i\omega/k_u}. \quad (\text{I3})$$

The drag force is

$$F_\alpha^{\text{gel}}(\omega) = \oint_{|\mathbf{r}|=a} \sigma_{\alpha\beta}^{\text{tot}}(\mathbf{r}, \omega) dS_\beta, \quad (\text{I4})$$

which equals the external force  $F_\alpha^{\text{ext}}(\omega)$  acting on the tracer particle when inertia is neglected (c.f. Eq. (56)).

Suppose the external force  $F_\alpha^{\text{ext}}(\omega)$  induces a motion of the tracer particle with a velocity  $U_\alpha(\omega)$ . The solution to Eq. (12) is known as Stokes flow [52]:

$$p(\mathbf{r}, \omega) = \frac{3}{2}\eta'(\omega)\frac{a}{r^3}U_\gamma(\omega)r_\gamma, \quad v_\alpha(\mathbf{r}, \omega) = P_{\alpha\gamma}(\mathbf{r})U_\gamma(\omega), \quad (\text{I5})$$

where  $P_{\alpha\gamma}(\mathbf{r})$  is defined in Eq. (60). Having the flow field, the force exerted on the tracer particle by the fluid, known as the Stokes drag, is:

$$F_\alpha^{\text{gel}}(\omega) = \oint_{|\mathbf{r}|=a} \sigma_{\alpha\beta}^{\text{tot}}(\mathbf{r}, \omega) dS_\beta = -6\pi a\eta'(\omega)U_\alpha(\omega). \quad (\text{I6})$$

In the time domain, this corresponds to Eq. (57).

Using the force balance  $F_\alpha^{\text{ext}}(\omega) = -F_\alpha^{\text{gel}}(\omega)$  and the definition of the response function (50), we obtain Eq. (58).

### I.2. Position fluctuations of the free tracer particle

In this section, we calculate the position fluctuation spectrum  $S_{\alpha\beta}^R(\omega)$  defined in (51). We extend the derivation of Refs. [50, 51] to viscoelastic medium. The position fluctuation spectrum is related to the position autocorrelation function in Fourier space by Wiener-Khinchin theorem (Section E):

$$\langle \hat{R}_\alpha(\omega)\hat{R}_\beta(\omega') \rangle = 2\pi\delta(\omega + \omega')S_{\alpha\beta}^R(\omega). \quad (\text{I7})$$

We proceed to calculate the velocity autocorrelation function  $\langle \hat{U}_\alpha(\omega)\hat{U}_\beta(\omega') \rangle = i\omega i\omega' \langle \hat{R}_\alpha(\omega)\hat{R}_\beta(\omega') \rangle$ .

The linearized system of fluctuating equations is given by:

$$\partial_\beta \hat{\sigma}_{\alpha\beta}^{\text{tot}} = 0, \quad \hat{\sigma}_{\alpha\beta}^{\text{tot}} = \hat{\sigma}_{\alpha\beta} - \delta_{\alpha\beta} \hat{p}, \quad (\text{I8a})$$

$$\partial_\alpha \hat{v}_\alpha = 0, \quad (\text{I8b})$$

$$\hat{\sigma}_{\alpha\beta} = 2\eta'(\omega)\hat{v}_{\alpha\beta} - \zeta'(\omega)Q_{\alpha\beta} + \hat{s}_{\alpha\beta}, \quad (\text{I8c})$$

$$\hat{v}_\alpha(\mathbf{r}, \omega) = \hat{U}_\alpha(\omega) \quad |\mathbf{r}| = a, \quad (\text{I8d})$$

where  $\eta', \zeta'$  are same as in Eq. (13), and  $\hat{s}_{\alpha\beta}$  represents the total noise in the constitutive relation. Note that in Eq. (53b), the viscosity and active stress coefficients are fluctuating quantities, as indicated by Eq. (18). In contrast, the transport coefficients in Eq. (18c) are their steady-state averages, and all fluctuating terms are incorporated into  $\hat{s}_{\alpha\beta}$ :

$$\hat{s}_{\alpha\beta} = \frac{\hat{\zeta}_{\alpha\beta}}{1 + i\omega/k_u} - \frac{\hat{\zeta} - \zeta}{1 + i\omega/k_u}Q_{\alpha\beta} + 2\frac{\hat{\eta} - \eta}{1 + i\omega/k_u}\hat{v}_{\alpha\beta}. \quad (\text{I9})$$

The last term, which includes fluctuations of the strain rate, is higher order compared to the other two terms, and thus neglected. From the Wiener-Khinchin theorem, the spectrum of the noise  $\hat{s}_{\alpha\beta}$  is given by:

$$\langle \hat{s}_{\alpha\beta}(\mathbf{r}, \omega)\hat{s}_{\mu\nu}(\mathbf{r}', \omega') \rangle = 2\pi\delta(\mathbf{r} - \mathbf{r}')\delta(\omega + \omega')S_{\alpha\beta\mu\nu}^{\text{partial}}(\omega), \quad (\text{I10})$$

where  $S_{\alpha\beta\mu\nu}^{\text{partial}}(\omega)$  is the *partial stress spectrum*; the complete stress spectrum, in addition to  $\hat{s}_{\alpha\beta}$ , includes the fluctuations of the strain rate  $\hat{v}_{\alpha\beta}$  generated by the fluctuating velocity field  $\hat{v}_\alpha$  (c.f. Eq. (18c)). The partial stress spectrum is defined as:

$$S_{\alpha\beta\mu\nu}^{\text{partial}}(\omega) = \frac{1}{V}S_{\alpha\beta\mu\nu}^\sigma(\omega) \Big|_{\dot{Q}_{\alpha\beta}=0, v_{\alpha\beta}=0}, \quad (\text{I11})$$

where  $S^\sigma$  is the stress fluctuation spectrum defined for a coarse-grained volume  $V$  in Eq. (D41); the prefactor  $\frac{1}{V}$  gives the spectrum per unit volume. We set  $\dot{Q}_{\alpha\beta} = 0$  due to the consideration of a constant uniform nematic order, and  $v_{\alpha\beta} = 0$  to account for small velocity fluctuations around zero.

To derive the fluctuations of the tracer particle's velocity  $\hat{U}_\alpha(\omega)$ , we need a solution to the averaged equations of motion Eq. (12) as a reference. Suppose the tracer particle is driven externally, such that it has a velocity  $\bar{U}(\omega)$ . It generates a flow field  $\bar{v}_\alpha(\mathbf{r}, \omega)$  given by Eq. (15). We call this the ‘driven’ dynamics, and the associated variables are denoted with a bar.

The derivation proceeds by ‘projecting’ the fluctuating dynamics onto the driven dynamics. There is no connection between the fluctuating and driven dynamics, except that the tracer particle moves around  $\mathbf{R} = 0$ . The starting point is the expression  $\bar{F}_\alpha(\omega)\hat{U}_\alpha(\omega)$  (omitting arguments for simplicity):

$$\bar{F}_\alpha\hat{U}_\alpha = \bar{F}_\alpha\hat{U}_\alpha - \hat{F}_\alpha\bar{U}_\alpha. \quad (\text{I12})$$

Here  $\hat{F}_\alpha = 0$  because the tracer particle is free. Expressing the forces in terms of stress tensors and using the boundary condition (I8d), we get

$$= \oint_{|\mathbf{r}|=a} [\bar{\sigma}_{\alpha\beta}^{\text{tot}} \hat{v}_\alpha - \hat{\sigma}_{\alpha\beta}^{\text{tot}} \bar{v}_\alpha] dS_\beta \quad (\text{I13})$$

$$= - \int_{|\mathbf{r}|>a} d^3\mathbf{r} [\bar{\sigma}_{\alpha\beta}^{\text{tot}} \partial_\beta \hat{v}_\alpha - \hat{\sigma}_{\alpha\beta}^{\text{tot}} \partial_\beta \bar{v}_\alpha] + \oint_{|\mathbf{r}|=R_\infty} [\bar{\sigma}_{\alpha\beta}^{\text{tot}} \hat{v}_\alpha - \hat{\sigma}_{\alpha\beta}^{\text{tot}} \bar{v}_\alpha] dS_\beta, \quad (\text{I14})$$

where in the second line we used the divergence theorem to transform the surface integral into a volume integral. Note that the surface element  $dS_\beta$  is outward oriented, pointing inside the volume of integration. Setting the velocity at the outer boundary to zero, the surface integral at infinity vanishes. Now, substituting  $\hat{\sigma}_{\alpha\beta}^{\text{tot}}$  from Eq. (I8a), we get

$$= - \int_{|\mathbf{r}|>a} d^3\mathbf{r} [\bar{\sigma}_{\alpha\beta} (\partial_\beta \hat{v}_\alpha) + \bar{p} (\partial_\alpha \hat{v}_\alpha) - \hat{\sigma}_{\alpha\beta} (\partial_\beta \bar{v}_\alpha) - \hat{p} (\partial_\alpha \bar{v}_\alpha)]. \quad (\text{I15})$$

The pressure terms vanish due to the incompressibility conditions Eqs. (I2b) and (I8b). Using the constitutive relations Eqs. (I2c) and (I8c), we obtain:

$$= - \int_{|\mathbf{r}|>a} d^3\mathbf{r} \left[ 2\eta'(\omega) \bar{v}_{\alpha\beta} (\partial_\beta \hat{v}_\alpha) - \zeta'(\omega) Q_{\alpha\beta} (\partial_\beta \hat{v}_\alpha) - 2\eta'(\omega) \hat{v}_{\alpha\beta} (\partial_\beta \bar{v}_\alpha) + \zeta'(\omega) Q_{\alpha\beta} (\partial_\beta \bar{v}_\alpha) - \hat{s}_{\alpha\beta} (\partial_\beta \bar{v}_\alpha) \right]. \quad (\text{I16})$$

Most terms above cancel out, as follows. Since  $\bar{v}_{\alpha\beta} = \frac{1}{2}(\partial_\alpha \bar{v}_\beta + \partial_\beta \bar{v}_\alpha)$  is symmetric, we can rewrite

$$\bar{v}_{\alpha\beta} (\partial_\beta \hat{v}_\alpha) = \bar{v}_{\alpha\beta} \frac{1}{2} (\partial_\beta \hat{v}_\alpha + \partial_\alpha \hat{v}_\beta) = \bar{v}_{\alpha\beta} \hat{v}_{\alpha\beta} = (\partial_\beta \bar{v}_\alpha) \hat{v}_{\alpha\beta}. \quad (\text{I17})$$

Thus the terms proportional to viscosity  $\eta'$  cancel. Additionally, with uniform nematic order, we have:

$$\begin{aligned} \int_{|\mathbf{r}|>a} d^3\mathbf{r} Q_{\alpha\beta} (\partial_\beta \hat{v}_\alpha) &= Q_{\alpha\beta} \int_{|\mathbf{r}|>a} d^3\mathbf{r} (\partial_\beta \hat{v}_\alpha) = \\ &= -Q_{\alpha\beta} \oint_{|\mathbf{r}|=a} \hat{v}_\alpha dS_\beta = -Q_{\alpha\beta} \hat{U}_\alpha \oint_{|\mathbf{r}|=a} dS_\beta = 0. \end{aligned} \quad (\text{I18})$$

Similarly,  $\int_{|\mathbf{r}|>a} d^3\mathbf{r} Q_{\alpha\beta} (\partial_\beta \bar{v}_\alpha) = 0$ . Eventually, in Eq. (I16) only the stress fluctuations  $\hat{s}_{\alpha\beta}$  remain:

$$\bar{F}_\alpha(\omega) \hat{U}_\alpha(\omega) = \int_{|\mathbf{r}|>a} d^3\mathbf{r} (\partial_\beta \bar{v}_\alpha(\mathbf{r}, \omega)) \hat{s}_{\alpha\beta}(\omega). \quad (\text{I19})$$

Multiplying by itself and taking the average, we get:

$$\begin{aligned} \bar{F}_\theta(\omega) \langle \hat{U}_\theta(\omega) \hat{U}_\phi(\omega') \rangle \bar{F}_\phi(\omega') &= \\ \int d^3\mathbf{r} d^3\mathbf{r}' \partial_\beta \bar{v}_\alpha(\mathbf{r}, \omega) \partial_\nu \bar{v}_\mu(\mathbf{r}', \omega') \langle \hat{s}_{\alpha\beta}(\mathbf{r}, \omega) \hat{s}_{\mu\nu}(\mathbf{r}', \omega') \rangle. \end{aligned} \quad (\text{I20})$$

Substituting the velocity field (I5) and the drag force (I6) into the equation above, we obtain:

$$\begin{aligned} (6\pi a)^2 \eta'(\omega) \eta'(\omega') \bar{U}_\theta(\omega) \bar{U}_\phi(\omega') \langle \hat{U}_\theta(\omega) \hat{U}_\phi(\omega') \rangle &= \\ \bar{U}_\theta(\omega) \bar{U}_\phi(\omega') &\times \\ \int_{|\mathbf{r}|, |\mathbf{r}'|>a} d^3\mathbf{r} d^3\mathbf{r}' P_{\alpha\theta, \beta}(\mathbf{r}) P_{\mu\phi, \nu}(\mathbf{r}') \langle \hat{s}_{\alpha\beta}(\mathbf{r}, \omega) \hat{s}_{\mu\nu}(\mathbf{r}', \omega') \rangle, \end{aligned} \quad (\text{I21})$$

where we defined

$$P_{\alpha\gamma, \beta}(\mathbf{r}) = \frac{\partial}{\partial r_\beta} P_{\alpha\gamma}(\mathbf{r}). \quad (\text{I22})$$

Since this holds for any driven flow  $\bar{U}_\alpha$ , we conclude:

$$\begin{aligned} (6\pi a)^2 \eta'(\omega) \eta'(\omega') \langle \hat{U}_\theta(\omega) \hat{U}_\phi(\omega') \rangle &= \\ = \int_{|\mathbf{r}|, |\mathbf{r}'|>a} d^3\mathbf{r} d^3\mathbf{r}' P_{\alpha\theta, \beta}(\mathbf{r}) P_{\mu\phi, \nu}(\mathbf{r}') \langle \hat{s}_{\alpha\beta}(\mathbf{r}, \omega) \hat{s}_{\mu\nu}(\mathbf{r}', \omega') \rangle &= \\ = \int_{|\mathbf{r}|, |\mathbf{r}'|>a} d^3\mathbf{r} d^3\mathbf{r}' P_{\alpha\theta, \beta}(\mathbf{r}) P_{\mu\phi, \nu}(\mathbf{r}') &\times \\ \times 2\pi\delta(\mathbf{r}-\mathbf{r}') \delta(\omega+\omega') S_{\alpha\beta\mu\nu}^{\text{partial}}(\omega) &= \\ = 2\pi\delta(\omega+\omega') \int_{|\mathbf{r}|>a} d^3\mathbf{r} P_{\alpha\theta, \beta}(\mathbf{r}) P_{\mu\phi, \nu}(\mathbf{r}) S_{\alpha\beta\mu\nu}^{\text{partial}}(\omega), \end{aligned} \quad (\text{I23})$$

where we used Eq. (I10). Applying Eq. (I7), we get:

$$\begin{aligned} \langle \hat{U}_\theta(\omega) \hat{U}_\phi(\omega') \rangle &= i\omega i\omega' \langle R_\theta(\omega) R_\phi(\omega') \rangle \\ &= \omega^2 2\pi\delta(\omega+\omega') S_{\theta\phi}^R(\omega), \end{aligned} \quad (\text{I24})$$

where  $\omega' = -\omega$  due to the delta function. Finally, for the position fluctuation spectrum, we obtain Eq. (59):

$$S_{\theta\phi}^R(\omega) = \frac{1 + \omega^2/k_u^2}{(6\pi a\eta\omega)^2} \int_{|\mathbf{r}|>a} d^3\mathbf{r} P_{\alpha\theta, \beta}(\mathbf{r}) P_{\mu\phi, \nu}(\mathbf{r}) S_{\alpha\beta\mu\nu}^{\text{partial}}(\omega). \quad (\text{I25})$$

This equation provides a method to reduce the rank-4 tensor of stress fluctuations to the rank-2 tensor (matrix) of position fluctuations of the tracer particle. Below, we will provide the recipe for evaluating the integral in Eq. (I25).



Using the results from Section 6.2 and Section H, the partial stress tensor is expressed as Eq. (61), or more generally:

$$\mathbf{S}_{\alpha\beta\mu\nu}^{\text{partial}}(\omega) = \sum_{i=0}^5 S^{(i)}(\omega) \mathbf{T}_{\alpha\beta\mu\nu}^{(i)}, \quad (\text{I26})$$

where the tensors  $\mathbf{T}_{\alpha\beta\mu\nu}^{(i)}$  are defined in Eqs. (H1) and (43). The exact coefficients  $S^{(i)}(\omega)$  depend on the model, which is discussed in the subsequent section.

The decomposition (I26) enables us to evaluate the integral separately:

$$\begin{aligned} \mathbf{T}_{\alpha\beta\mu\nu}^{(0)} \int_{|\mathbf{r}|>a} d^3\mathbf{r} P_{\alpha\theta,\beta}(\mathbf{r}) P_{\mu\phi,\nu}(\mathbf{r}) &= 3a\pi \delta_{\theta\phi}, \\ \mathbf{T}_{\alpha\beta\mu\nu}^{(1)} \int_{|\mathbf{r}|>a} d^3\mathbf{r} P_{\alpha\theta,\beta}(\mathbf{r}) P_{\mu\phi,\nu}(\mathbf{r}) &= \frac{3}{4}a\pi N_{\theta\phi}, \\ \mathbf{T}_{\alpha\beta\mu\nu}^{(2)} \int_{|\mathbf{r}|>a} d^3\mathbf{r} P_{\alpha\theta,\beta}(\mathbf{r}) P_{\mu\phi,\nu}(\mathbf{r}) &= \frac{2}{5}a\pi \delta_{\theta\phi} + \frac{3}{7}a\pi N_{\theta\phi}, \\ \mathbf{T}_{\alpha\beta\mu\nu}^{(3)} \int_{|\mathbf{r}|>a} d^3\mathbf{r} P_{\alpha\theta,\beta}(\mathbf{r}) P_{\mu\phi,\nu}(\mathbf{r}) &= \frac{3}{5}a\pi \epsilon_{\theta\phi\kappa} n_{\kappa}, \\ \mathbf{T}_{\alpha\beta\mu\nu}^{(4)} \int_{|\mathbf{r}|>a} d^3\mathbf{r} P_{\alpha\theta,\beta}(\mathbf{r}) P_{\mu\phi,\nu}(\mathbf{r}) &= 3a\pi \epsilon_{\theta\phi\kappa} n_{\kappa}. \end{aligned} \quad (\text{I27})$$

Consequently, the spectrum of the position fluctuations is given by:

$$\begin{aligned} S_{\theta\phi}^R(\omega) &= \frac{1 + \omega^2/k_u^2}{(6\pi a\eta\omega)^2} \pi a \left[ \left( 3S^{(0)}(\omega) + \frac{2}{5}S^{(2)}(\omega) \right) \delta_{\theta\phi} \right. \\ &\quad + \left( \frac{3}{4}S^{(1)}(\omega) + \frac{3}{7}S^{(2)}(\omega) \right) N_{\theta\phi} \\ &\quad \left. + \left( \frac{3}{5}S^{(3)}(\omega) + 3S^{(4)}(\omega) \right) \epsilon_{\theta\phi\kappa} n_{\kappa} \right]. \end{aligned} \quad (\text{I28})$$

In the following section, we consider the partial stress spectrum  $\mathbf{S}_{\alpha\beta\mu\nu}^{\text{partial}}(\omega)$  associated with the active gel model and explicitly calculate the functions  $S^{(i)}(\omega)$  in Eq. (I26). Moreover, we show Fluctuation-Dissipation relation (52) for the tracer particle, when the detailed balance is maintained in the gel.

### I.3. Orientation-selective activity

In Section 6.3, we consider a simple form of activity given in Eq. (46). Here, we compute the integral (I25) for this specific activity.

We find the partial stress spectrum  $\mathbf{S}_{\alpha\beta\mu\nu}^{\text{partial}}(\omega)$  from Eq. (I11) by additionally setting

$$\begin{aligned} \Omega_0 &= \Omega_0, \quad \Omega_{\alpha\beta}^q = \Omega_0 Q_{\alpha\beta}, \\ \Omega_{\alpha\beta\mu\nu}^{uu} &= A\Omega_0 \mathbf{T}_{\alpha\beta\mu\nu}^{(\text{iso})}, \quad \Omega_{\alpha\beta\mu\nu}^{qq} = \Omega_0 Q_{\alpha\beta} Q_{\mu\nu}, \end{aligned} \quad (\text{I29})$$

consistent with Eqs. (47) and (48). We identify the coefficients in Eq. (I26):

$$\begin{aligned} S^{(0)}(\omega) &= \left[ \frac{k_B T \mu (\mathcal{Z} - \Omega_0)}{k_u (1 + \mathcal{Z})} + \frac{A \mu^2 \Omega_0}{\rho k_u (1 + \mathcal{Z})} \right] \frac{2}{1 + \omega^2/k_u^2}, \\ S^{(2)}(\omega) &= \left[ \frac{\mathcal{Z} - \Omega_0}{\rho k_u \mathcal{Z} (1 + \mathcal{Z})} + \frac{\Omega_0}{\rho k_u \mathcal{Z} (1 + \mathcal{Z})} \frac{k_u^2 + \omega^2}{(1 + \mathcal{Z})^2 k_u^2 + \omega^2} \right] \frac{2D^2 \Omega_0 |\mathbf{Q}|^2}{1 + \omega^2/k_u^2}, \end{aligned}$$

where  $|\mathbf{Q}|$  denotes the strength of the nematic order. The rest of the coefficients vanish. Using Eq. (I28), we obtain the spectrum of the position fluctuations:

$$\begin{aligned} S_{\theta\phi}^R(\omega) &= \frac{1 + \omega^2/k_u^2}{(6\pi a\eta\omega)^2} 3\pi a \left[ S^{(0)}(\omega) \delta_{\theta\phi} \right. \\ &\quad \left. + S^{(2)}(\omega) \left( \frac{2}{15} \delta_{\theta\phi} + \frac{1}{7} N_{\theta\phi} \right) \right], \end{aligned} \quad (\text{I30})$$

which simplifies to Eq. (62).

- 
- [1] S. Ramaswamy, The mechanics and statistics of active matter, *Annu. Rev. Condens. Matter Phys.* **1**, 323 (2010).
  - [2] J. Prost, F. Jülicher, and J.-F. Joanny, Active gel physics, *Nature physics* **11**, 111 (2015).
  - [3] M. C. Marchetti, J.-F. Joanny, S. Ramaswamy, T. B. Liverpool, J. Prost, M. Rao, and R. A. Simha, Hydrodynamics of soft active matter, *Reviews of modern physics* **85**, 1143 (2013).
  - [4] F. Jülicher, S. W. Grill, and G. Salbreux, Hydrodynamic theory of active matter, *Reports on Progress in Physics* **81**, 076601 (2018).
  - [5] K. Kruse, J.-F. Joanny, F. Jülicher, J. Prost, and K. Sekimoto, Generic theory of active polar gels: a paradigm for cytoskeletal dynamics, *The European Physical Journal E* **16**, 5 (2005).
  - [6] M. Mayer, M. Depken, J. S. Bois, F. Jülicher, and S. W. Grill, Anisotropies in cortical tension reveal the physical basis of polarizing cortical flows, *Nature* **467**, 617 (2010).
  - [7] C. P. Brangwynne, G. H. Koenderink, F. C. MacKintosh, and D. A. Weitz, Intracellular transport by active diffusion, *Trends in cell biology* **19**, 423 (2009).
  - [8] B. R. Parry, I. V. Surovtsev, M. T. Cabeen, C. S. O'Hern, E. R. Dufresne, and C. Jacobs-Wagner, The bacterial cytoplasm has glass-like properties and is fluidized by metabolic activity, *Cell* **156**, 183 (2014).
  - [9] M. Guo, A. J. Ehrlicher, M. H. Jensen, M. Renz, J. R. Moore, R. D. Goldman, J. Lippincott-Schwartz, F. C. Mackintosh, and D. A. Weitz, Probing the stochastic, motor-driven properties of the cytoplasm using force spectrum microscopy, *Cell* **158**, 822 (2014).
  - [10] N. Fakhri, A. D. Wessel, C. Willms, M. Pasquali, D. R. Klopfenstein, F. C. MacKintosh, and C. F. Schmidt, High-resolution mapping of intracellular fluctuations using carbon nanotubes, *Science* **344**, 1031 (2014).
  - [11] T. Shu, G. Mitra, J. Alberts, M. P. Viana, E. Levy, G. M. Hocky, and L. J. Holt, Mesoscale molecular assembly is

- favored by the active, crowded cytoplasm, *Biophysical Journal* **123**, 493a (2024).
- [12] Y. Ezber, V. Belyy, S. Can, and A. Yildiz, Dynein harnesses active fluctuations of microtubules for faster movement, *Nature physics* **16**, 312 (2020).
  - [13] C. W. Wolgemuth and S. X. Sun, Active random forces can drive differential cellular positioning and enhance motor-driven transport, *Molecular Biology of the Cell* **31**, 2283 (2020).
  - [14] T. Ariga, K. Tateishi, M. Tomishige, and D. Mizuno, Noise-induced acceleration of single molecule kinesin-1, *Physical review letters* **127**, 178101 (2021).
  - [15] A. Matevosyan and A. E. Allahverdyan, Nonequilibrium, weak-field-induced cyclotron motion: A mechanism for magnetobiology, *Physical Review E* **104**, 064407 (2021).
  - [16] R. Alert and J. Casademunt, Bleb nucleation through membrane peeling, *Physical review letters* **116**, 068101 (2016).
  - [17] H. Turlier, D. A. Fedosov, B. Audoly, T. Auth, N. S. Gov, C. Sykes, J.-F. Joanny, G. Gompper, and T. Betz, Equilibrium physics breakdown reveals the active nature of red blood cell flickering, *Nature physics* **12**, 513 (2016).
  - [18] H. Turlier and T. Betz, Unveiling the Active Nature of Living-Membrane Fluctuations and Mechanics, *Annual Review of Condensed Matter Physics* **10**, 213 (2019).
  - [19] M. Almonacid, W. W. Ahmed, M. Bussonnier, P. Mailly, T. Betz, R. Voituriez, N. S. Gov, and M.-H. Verlhac, Active diffusion positions the nucleus in mouse oocytes, *Nature cell biology* **17**, 470 (2015).
  - [20] J.-F. Rupprecht, A. Singh Vishen, G. Shivashankar, M. Rao, and J. Prost, Maximal fluctuations of confined actomyosin gels: dynamics of the cell nucleus, *Physical Review Letters* **120**, 098001 (2018).
  - [21] F. S. Gnesotto, F. Mura, J. Gladrow, and C. P. Broedersz, Broken detailed balance and non-equilibrium dynamics in living systems: a review, *Reports on Progress in Physics* **81**, 066601 (2018).
  - [22] A. W. Lau, B. D. Hoffman, A. Davies, J. C. Crocker, and T. C. Lubensky, Microrheology, stress fluctuations, and active behavior of living cells, *Physical review letters* **91**, 198101 (2003).
  - [23] A. Basu, J. Joanny, F. Jülicher, and J. Prost, Thermal and non-thermal fluctuations in active polar gels, *The European Physical Journal E* **27**, 149 (2008).
  - [24] E. Ben-Isaac, Y. Park, G. Popescu, F. L. Brown, N. S. Gov, and Y. Shokef, Effective temperature of red-blood-cell membrane fluctuations, *Physical review letters* **106**, 238103 (2011).
  - [25] É. Fodor, M. Guo, N. Gov, P. Visco, D. Weitz, and F. Van Wijland, Activity-driven fluctuations in living cells, *Europhysics Letters* **110**, 48005 (2015).
  - [26] É. Fodor, W. W. Ahmed, M. Almonacid, M. Bussonnier, N. S. Gov, M.-H. Verlhac, T. Betz, P. Visco, and F. van Wijland, Nonequilibrium dissipation in living oocytes, *Europhysics Letters* **116**, 30008 (2016).
  - [27] W. W. Ahmed, É. Fodor, M. Almonacid, M. Bussonnier, M.-H. Verlhac, N. Gov, P. Visco, F. van Wijland, and T. Betz, Active mechanics reveal molecular-scale force kinetics in living oocytes, *Biophysical journal* **114**, 1667 (2018).
  - [28] A. Bernheim-Groswasser, N. S. Gov, S. A. Safran, and S. Tzlil, Living matter: mesoscopic active materials, *Advanced Materials* **30**, 1707028 (2018).
  - [29] A. Abbasi, R. R. Netz, and A. Naji, Non-markovian modeling of nonequilibrium fluctuations and dissipation in active viscoelastic biomatter, *Physical Review Letters* **131**, 228202 (2023).
  - [30] D. Mizuno, C. Tardin, C. F. Schmidt, and F. C. MacKintosh, Nonequilibrium mechanics of active cytoskeletal networks, *Science* **315**, 370 (2007).
  - [31] C. P. Brangwynne, G. H. Koenderink, F. C. MacKintosh, and D. A. Weitz, Nonequilibrium microtubule fluctuations in a model cytoskeleton, *Physical review letters* **100**, 118104 (2008).
  - [32] T. Toyota, D. A. Head, C. F. Schmidt, and D. Mizuno, Non-Gaussian athermal fluctuations in active gels, *Soft Matter* **7**, 3234 (2011).
  - [33] P. Bursac, G. Lenormand, B. Fabry, M. Oliver, D. A. Weitz, V. Viasnoff, J. P. Butler, and J. J. Fredberg, Cytoskeletal remodelling and slow dynamics in the living cell, *Nature materials* **4**, 557 (2005).
  - [34] C. Wilhelm, Out-of-equilibrium microrheology inside living cells, *Physical review letters* **101**, 028101 (2008).
  - [35] K. Nishizawa, M. Bremerich, H. Ayade, C. F. Schmidt, T. Ariga, and D. Mizuno, Feedback-tracking microrheology in living cells, *Science advances* **3**, e1700318 (2017).
  - [36] S. Hurst, B. E. Vos, M. Brandt, and T. Betz, Intracellular softening and increased viscoelastic fluidity during division, *Nature Physics* **17**, 1270 (2021).
  - [37] A. Bacanu, J. F. Pelletier, Y. Jung, and N. Fakhri, Inferring scale-dependent non-equilibrium activity using carbon nanotubes, *Nature nanotechnology* **18**, 905 (2023).
  - [38] K. Umeda, K. Nishizawa, W. Nagao, S. Inokuchi, Y. Sugino, H. Ebata, and D. Mizuno, Activity-dependent glassy cell mechanics II: Nonthermal fluctuations under metabolic activity, *Biophysical journal* **122**, 4395 (2023).
  - [39] T. M. Muenker, B. E. Vos, and T. Betz, Intracellular mechanical fingerprint reveals cell type specific mechanical tuning, *eLife* **10.7554/eLife.97416.1** (2024).
  - [40] T. M. Muenker, G. Knotz, M. Krüger, and T. Betz, Accessing activity and viscoelastic properties of artificial and living systems from passive measurement, *Nature Materials* **23**, 1283 (2024).
  - [41] D. Oriola, R. Alert, and J. Casademunt, Fluidization and active thinning by molecular kinetics in active gels, *Physical Review Letters* **118**, 088002 (2017).
  - [42] S. Chen, T. Markovich, and F. C. MacKintosh, Motor-free contractility in active gels, *Physical Review Letters* **125**, 208101 (2020).
  - [43] F. Jülicher, A. Ajdari, and J. Prost, Modeling molecular motors, *Reviews of Modern Physics* **69**, 1269 (1997).
  - [44] S. Walcott and S. X. Sun, A mechanical model of actin stress fiber formation and substrate elasticity sensing in adherent cells, *Biophysical Journal* **98**, 365a (2010).
  - [45] T. Lubensky, R. Mukhopadhyay, L. Radzihovsky, and X. Xing, Symmetries and elasticity of nematic gels, *Physical review E* **66**, 011702 (2002).
  - [46] S. R. De Groot and P. Mazur, *Non-equilibrium thermodynamics* (Dover Publications, 2013).
  - [47] L. D. Landau and E. M. Lifshitz, *Statistical Physics, Part 1*, Course of Theoretical Physics, Vol. 5 (Pergamon Press, 1980).
  - [48] G. Grimmett and D. Stirzaker, *Probability and random processes* (Oxford university press, 2020).
  - [49] A. Basu, J. Joanny, F. Jülicher, and J. Prost, Thermal and non-thermal fluctuations in active polar gels, *The European Physical Journal E* **27**, 149 (2008).

- [50] D. Bedeaux and P. Mazur, Brownian motion and fluctuating hydrodynamics, *Physica* **76**, 247 (1974).
- [51] D. Bedeaux, A. Albano, and P. Mazur, Brownian motion and fluctuating hydrodynamics II; a fluctuation-dissipation theorem for the slip coefficient, *Physica A: Statistical Mechanics and its Applications* **88**, 574 (1977).
- [52] L. D. Landau and E. M. Lifshitz, *Fluid Mechanics*, Course of Theoretical Physics, Vol. 6 (Pergamon Press, 1987).
- [53] S. Kim and S. J. Karrila, *Microhydrodynamics: principles and selected applications* (Butterworth-Heinemann, 2013).
- [54] F. C. MacKintosh and A. J. Levine, Nonequilibrium mechanics and dynamics of motor-activated gels, *Physical review letters* **100**, 018104 (2008).
- [55] A. J. Levine and F. MacKintosh, The mechanics and fluctuation spectrum of active gels, *The Journal of Physical Chemistry B* **113**, 3820 (2009).
- [56] F. Mura, G. Gradziuk, and C. P. Broedersz, Mesoscopic non-equilibrium measures can reveal intrinsic features of the active driving, *Soft Matter* **15**, 8067 (2019).
- [57] H. Ebata, K. Umeda, K. Nishizawa, W. Nagao, S. Inokuchi, Y. Sugino, T. Miyamoto, and D. Mizuno, Activity-dependent glassy cell mechanics I: Mechanical properties measured with active microrheology, *Biophysical journal* **122**, 1781 (2023).
- [58] Y. Mulla, M. J. Avellaneda, A. Roland, L. Baldauf, W. Jung, T. Kim, S. J. Tans, and G. H. Koenderink, Weak catch bonds make strong networks, *Nature materials* **21**, 1019 (2022).
- [59] J. Brugués and D. Needleman, Physical basis of spindle self-organization, *Proceedings of the National Academy of Sciences* **111**, 18496 (2014).
- [60] K. Smith, B. Griffin, H. Byrd, F. MacKintosh, and M. L. Kilfoil, Nonthermal fluctuations of the mitotic spindle, *Soft Matter* **11**, 4396 (2015).
- [61] N. Narinder and E. Fischer-Friedrich, Time irreversibility, entropy production, and effective temperature are independently regulated in the actin cortex of living cells, *Phys. Rev. X* **16**, 011007 (2026).
- [62] O. J. Bertrand, D. K. Fygenson, and O. A. Saleh, Active, motor-driven mechanics in a DNA gel, *Proceedings of the National Academy of Sciences* **109**, 17342 (2012).
- [63] S. C. Weber, A. J. Spakowitz, and J. A. Theriot, Non-thermal ATP-dependent fluctuations contribute to the in vivo motion of chromosomal loci, *Proceedings of the National Academy of Sciences* **109**, 7338 (2012).
- [64] F.-Y. Chu, S. C. Haley, and A. Zidovska, On the origin of shape fluctuations of the cell nucleus, *Proceedings of the National Academy of Sciences* **114**, 10338 (2017).
- [65] R. Das, T. Sakaue, G. Shivashankar, J. Prost, and T. Hiraiwa, Chromatin remodeling due to transient-link-and-pass activity enhances subnuclear dynamics, *Physical Review Letters* **132**, 058401 (2024).
- [66] J. A. Janes, C. Monzel, D. Schmidt, R. Merkel, U. Seifert, K. Sengupta, and A.-S. Smith, First-principle coarse-graining framework for scale-free bell-like association and dissociation rates in thermal and active systems, *Physical Review X* **12**, 031030 (2022).
- [67] S. V. Plotnikov, A. M. Pasapera, B. Sabass, and C. M. Waterman, Force fluctuations within focal adhesions mediate ECM-rigidity sensing to guide directed cell migration, *Cell* **151**, 1513 (2012).
- [68] K. Hennig, I. Wang, P. Moreau, L. Valon, S. DeBeco, M. Coppey, Y. Miroshnikova, C. Albiges-Rizo, C. Favard, R. Voituriez, *et al.*, Stick-slip dynamics of cell adhesion triggers spontaneous symmetry breaking and directional migration of mesenchymal cells on one-dimensional lines, *Science Advances* **6**, eaau5670 (2020).
- [69] A. Moriel, H. Wolfenson, and E. Bouchbinder, Characteristic energy scales of active fluctuations in adherent cells, *Biophysical Reports* **3**, 100099 (2023).
- [70] K. Kanazawa, T. G. Sano, A. Cairoli, and A. Baule, Loopy lévy flights enhance tracer diffusion in active suspensions, *Nature* **579**, 364 (2020).
- [71] C. Maes, Fluctuating motion in an active environment, *Physical Review Letters* **125**, 208001 (2020).
- [72] H. Seyforth, M. Gomez, W. B. Rogers, J. L. Ross, and W. W. Ahmed, Nonequilibrium fluctuations and nonlinear response of an active bath, *Physical review research* **4**, 023043 (2022).
- [73] H. Massana-Cid, C. Maggi, N. Gnan, G. Frangipane, and R. Di Leonardo, Multiple temperatures and melting of a colloidal active crystal, *Nature Communications* **15**, 6574 (2024).
- [74] M. Paoluzzi, D. Levis, A. Crisanti, and I. Pagonabarraga, Noise-induced phase separation and time reversal symmetry breaking in active field theories driven by persistent noise, *Physical Review Letters* **133**, 118301 (2024).
- [75] A. Majhi, B. Das, S. Gupta, A. D. Ranjan, A. I. Mallick, S. Paul, and A. Banerjee, Decoding active force fluctuations from spatial trajectories of active systems, *Physical Review E* **111**, 065411 (2025).
- [76] C. Villalobos-Concha, Z. Liu, G. Ramos, M. Goral, A. Lindner, T. López-León, E. Clément, R. Soto, and M. L. Cordero, Active bacterial baths in droplets, *Proceedings of the National Academy of Sciences* **122**, e2426096122 (2025).
- [77] L. B. Frechette, A. Baskaran, and M. F. Hagan, Active-noise-induced dynamic clustering of passive colloidal particles, *Newton* **1**, 100167 (2025).
- [78] É. Fodor, C. Nardini, M. E. Cates, J. Tailleur, P. Visco, and F. Van Wijland, How far from equilibrium is active matter?, *Physical review letters* **117**, 038103 (2016).
- [79] C. Nardini, É. Fodor, E. Tjhung, F. Van Wijland, J. Tailleur, and M. E. Cates, Entropy production in field theories without time-reversal symmetry: quantifying the non-equilibrium character of active matter, *Physical Review X* **7**, 021007 (2017).
- [80] S. Dal Cengio, D. Levis, and I. Pagonabarraga, Linear response theory and Green-Kubo relations for active matter, *Physical review letters* **123**, 238003 (2019).
- [81] J. M. Horowitz and T. R. Gingrich, Thermodynamic uncertainty relations constrain non-equilibrium fluctuations, *Nature Physics* **16**, 15 (2020).
- [82] S. Dal Cengio, D. Levis, and I. Pagonabarraga, Fluctuation-dissipation relations in the absence of detailed balance: formalism and applications to active matter, *Journal of Statistical Mechanics: Theory and Experiment* **2021**, 043201 (2021).
- [83] L. Caprini, A. Puglisi, and A. Sarracino, Fluctuation-dissipation relations in active matter systems, *Symmetry* **13**, 81 (2021).
- [84] D. S. Seara, B. B. Machta, and M. P. Murrell, Irreversibility in dynamical phases and transitions, *Nature communications* **12**, 392 (2021).

- [85] M. Han, M. Fruchart, C. Scheibner, S. Vaikuntanathan, J. J. De Pablo, and V. Vitelli, Fluctuating hydrodynamics of chiral active fluids, [Nature Physics](#) **17**, 1260 (2021).
- [86] A. Solon and J. M. Horowitz, On the Einstein relation between mobility and diffusion coefficient in an active bath, [Journal of Physics A: Mathematical and Theoretical](#) **55**, 184002 (2022).
- [87] B. Sorkin, H. Diamant, G. Ariel, and T. Markovich, Second law of thermodynamics without Einstein relation, [Physical Review Letters](#) **133**, 267101 (2024).
- [88] M. K. Johnsrud and R. Golestanian, Fluctuation dissipation relations for active field theories, [Physical Review Research](#) **7**, L032053 (2025).
- [89] T. Kirkpatrick and D. Belitz, Fluctuation-response relation in nonequilibrium systems and active matter, [Physical Review E](#) **111**, 014102 (2025).
- [90] J. Mabillard, C. A. Weber, and F. Jülicher, Heat fluctuations in chemically active systems, [Physical Review E](#) **107**, 014118 (2023).
- [91] A. Basu, J.-F. Joanny, F. Jülicher, and J. Prost, Anomalous behavior of the diffusion coefficient in thin active films, [New Journal of Physics](#) **14**, 115001 (2012).
- [92] H. Risken, Fokker-Planck equation, in *The Fokker-Planck Equation* (Springer, 1996) pp. 63–95.

## SUPPLEMENTARY MATERIAL: SOLUTION OF MESOSCOPIC DYNAMICS

In the Supplementary Material, we present more direct approach to the problem. We explicitly model the stochastic dynamics of each linker and solve it at the mesoscopic scale. We then utilize these solutions to determine the fluctuations at the hydrodynamic scale, which aligns with the results presented in the main text.

This approach is useful because one can define any hydrodynamic variable out of mesoscopic variables and calculate the statistics. Additionally, this approach is more flexible to modifications of the model. However, this comes with a cost of more complex algebra and technical details, which hides the physical picture.

In §1, we introduce the generalized notation for the mesoscopic variables, which allows us to express the model in a more compact form.

To facilitate this, we first define our system in terms of generalized thermodynamic variables and fluxes, thereby simplifying the algebra.

### §1. THE MODEL IN GENERALIZED NOTATION

The crosslink is modeled as a mesoscopic thermodynamic system characterized by the thermodynamic variables  $\mathbf{u}$  and  $\mathbf{q}$ . Let  $\mathbf{x}$  denote the vector that contains all the entries of the  $d$ -dimensional rank-2 tensors  $\mathbf{u}$  and  $\mathbf{q}$ :

$$\mathbf{x} = (u_{11} \dots, u_{1d}, u_{21} \dots, u_{2d}, \dots, u_{dd}, q_{11}, \dots, q_{dd}) \equiv (\mathbf{u}, \mathbf{q}). \quad (\text{S1.1})$$

Thus,  $\mathbf{x}$  is a  $2d^2$ -dimensional vector. Therefore, the binding/unbinding dynamics Eq. (4) is rewritten as:

$$k_b(\mathbf{x}) = k_u \left( e^{-\beta f(\mathbf{x})/\rho} + \Omega(\mathbf{x}) \right) g(\mathbf{x}). \quad (\text{S1.2})$$

Since  $\mathbf{x}$  contains components of symmetric and traceless tensors, it is confined to a lower-dimensional manifold. Accordingly, we introduced a *density of states*  $g(\mathbf{x})$ , which is nonzero only for values permitted by symmetry. Further technical details are provided in Appendix A, where integrals over  $\mathbf{x}$  are encountered; this aspect was omitted from the main text for simplicity.

The free energy density  $f(\mathbf{x})$  is Eq. (5) expressed in terms of  $\mathbf{x}$  as:

$$f(\mathbf{x}) = \frac{1}{2} \mathbf{x}^T \mathbf{A} \mathbf{x}, \quad (\text{S1.3})$$

where  $\mathbf{A}$  is a  $2d^2 \times 2d^2$  block matrix:

$$\mathbf{A} = \begin{pmatrix} \mu \mathbf{I} & D \mathbf{I} \\ D \mathbf{I} & \chi \mathbf{I} \end{pmatrix}, \quad \mathbf{A}^{-1} = \frac{1}{\mu\chi - D^2} \begin{pmatrix} \chi \mathbf{I} & -D \mathbf{I} \\ -D \mathbf{I} & \mu \mathbf{I} \end{pmatrix}. \quad (\text{S1.4})$$

Here,  $\mathbf{I}$  is the  $d^2 \times d^2$  identity matrix. However, using the symmetry properties of  $\mathbf{u}$  and  $\mathbf{q}$ , it is more convenient to express  $\mathbf{A}$  in the symmetrized form:

$$\mathbf{A} = \begin{pmatrix} \mu \mathbb{T}^{(\text{iso})} & D \mathbb{T}^{(\text{iso})} \\ D \mathbb{T}^{(\text{iso})} & \chi \mathbb{T}^{(\text{iso})} \end{pmatrix}, \quad \mathbf{A}^{-1} = \frac{1}{\mu\chi - D^2} \begin{pmatrix} \chi \mathbb{T}^{(\text{iso})} & -D \mathbb{T}^{(\text{iso})} \\ -D \mathbb{T}^{(\text{iso})} & \mu \mathbb{T}^{(\text{iso})} \end{pmatrix}, \quad (\text{S1.5})$$

where  $\mathbb{T}^{(\text{iso})}$  is isotropic traceless rank-4 tensor in  $d$ -dimensions:

$$\mathbb{T}_{\alpha\beta\mu\nu}^{(\text{iso})} = \frac{1}{2} (\delta_{\alpha\mu} \delta_{\beta\nu} + \delta_{\alpha\nu} \delta_{\beta\mu}) - \frac{1}{d} \delta_{\alpha\beta} \delta_{\mu\nu}. \quad (\text{S1.6})$$

For further discussion on tensors, see Section H. Note that the block matrix in Eq. (S1.5) has rank-4 tensors as its blocks, and the vector  $\mathbf{x}$  consists of two blocks of rank-2 tensors (matrices). Each block in the matrix acts on a block of the vector through tensor contraction. For example:

$$\begin{pmatrix} \mathbb{T}_{\alpha\beta\mu\nu}^{(a)} & \mathbb{T}_{\alpha\beta\mu\nu}^{(b)} \\ \mathbb{T}_{\alpha\beta\mu\nu}^{(c)} & \mathbb{T}_{\alpha\beta\mu\nu}^{(d)} \end{pmatrix} \mathbf{x} = (\mathbb{T}_{\alpha\beta\mu\nu}^{(a)} u_{\mu\nu} + \mathbb{T}_{\alpha\beta\mu\nu}^{(b)} q_{\mu\nu}, \mathbb{T}_{\alpha\beta\mu\nu}^{(c)} u_{\mu\nu} + \mathbb{T}_{\alpha\beta\mu\nu}^{(d)} q_{\mu\nu}), \quad (\text{S1.7})$$



specifically,

$$\mathbf{A}\mathbf{x} = \left( \mu \mathbb{T}_{\alpha\beta\mu\nu}^{(\text{iso})} u_{\mu\nu} + D \mathbb{T}_{\alpha\beta\mu\nu}^{(\text{iso})} q_{\mu\nu}, D \mathbb{T}_{\alpha\beta\mu\nu}^{(\text{iso})} u_{\mu\nu} + \chi \mathbb{T}_{\alpha\beta\mu\nu}^{(\text{iso})} q_{\mu\nu} \right) \quad (\text{S1.8})$$

$$= \left( \mu \mathbf{u} + D \mathbf{q}, D \mathbf{u} + \chi \mathbf{q} \right). \quad (\text{S1.9})$$

Notice with these definitions, Eq. (5) and Eq. (S1.3) are equivalent.

The conjugate thermodynamic flux corresponding to  $\mathbf{x}$  is defined as  $\mathbf{F}^{(1)}(\mathbf{x}) = \partial f(\mathbf{x}) / \partial \mathbf{x} \equiv \nabla f(\mathbf{x})$ . This can be expressed as:

$$\mathbf{F}^{(1)} = \mathbf{A}\mathbf{x} = \left( \boldsymbol{\sigma}^{(1)}, \mathbf{H}^{(1)} \right), \quad \sigma_{\alpha\beta}^{(1)}(\mathbf{x}) = \frac{1}{N} \frac{\partial}{\partial u_{\alpha\beta}} f(\mathbf{x}), \quad H_{\alpha\beta}^{(1)}(\mathbf{x}) = \frac{1}{N} \frac{\partial}{\partial q_{\alpha\beta}} f(\mathbf{x}), \quad (\text{S1.10})$$

where  $\sigma_{\alpha\beta}^{(1)}(\mathbf{x})$  and  $H_{\alpha\beta}^{(1)}(\mathbf{x})$  represent (respectively) the stress and nematic field contributions from a single linker, analogous to  $\sigma_{\alpha\beta}^{\text{linker}}$  in Eq. (6) in the main text.

We further combine the macroscopic shear rate  $v_{\alpha\beta}$  and the rate of change of orientation  $\dot{Q}_{\alpha\beta}$  into a  $2d^2$ -dimensional generalized flux vector  $\mathbf{J}$ :

$$\mathbf{J} = \left( \mathbf{v}, \dot{\mathbf{Q}} \right). \quad (\text{S1.11})$$

### §1.1. Derivation of constitutive relation

Rewriting the fraction of the bound linkers in generalized variables:  $n(\mathbf{u}, \mathbf{q}, t) = n(\mathbf{x}, t)$ , Eq. (1) reads

$$\frac{\partial}{\partial t} n(\mathbf{x}, t) + \mathbf{J} \cdot \nabla n(\mathbf{x}, t) = (1 - \phi(t)) k_b(\mathbf{x}) - n(\mathbf{x}, t) k_u \quad (\text{S1.12})$$

Noting that the total fraction of bound linkers is  $\phi(t) = \int n(\mathbf{x}, t) d\mathbf{x}$ , integrating the equation above, we end up with Eq. (13) in the main text.

Instead of average stress defined in Eq. (9), define average thermodynamic force, which include both average stress tensor and nematic field force:

$$\mathbf{F}(t) = \left\langle \hat{\mathbf{F}}(t) \right\rangle = \int n(\mathbf{x}, t) \nabla f(\mathbf{x}) d\mathbf{x} \quad (\text{S1.13})$$

Taking the time derivative, we obtain:

$$\frac{d}{dt} \mathbf{F}(t) = \int d\mathbf{x} (\nabla f(\mathbf{x})) \frac{\partial}{\partial t} n(\mathbf{x}, t) \quad (\text{S1.14})$$

$$= \int d\mathbf{x} (\nabla f(\mathbf{x})) (-\mathbf{J} \cdot \nabla n(\mathbf{x}, t) - k_u n(\mathbf{x}, t) + (1 - \phi(t)) k_b(\mathbf{x})) \quad (\text{S1.15})$$

where in the second line, we substituted Eq. (S1.12). Integrating by parts, we obtain:

$$\frac{d}{dt} \mathbf{F}(t) = -k_u \mathbf{F}(t) + \int (\nabla(\nabla f(\mathbf{x})) \mathbf{J}) n(\mathbf{x}, t) d\mathbf{x} + (1 - \phi(t)) \int k_b(\mathbf{x}) \nabla f(\mathbf{x}) d\mathbf{x} \quad (\text{S1.16})$$

Recalling the definition of the quadratic free energy (S1.3):  $\nabla f(\mathbf{x}) = \mathbf{A}\mathbf{x}$  and  $\nabla(\nabla f(\mathbf{x})) = \mathbf{A}$  and independent of  $\mathbf{x}$ . We obtain

$$\frac{d}{dt} \mathbf{F}(t) = -k_u \mathbf{F}(t) + \mathbf{A} \mathbf{J} \phi(t) + (1 - \phi(t)) \mathbf{A} \int \mathbf{x} k_b(\mathbf{x}) d\mathbf{x} \quad (\text{S1.17})$$

Rearranging terms, we obtain:

$$\left( 1 + \frac{1}{k_u} \frac{d}{dt} \right) \mathbf{F} = (1 - \phi) \mathbf{A} \boldsymbol{\Omega}_{\mathbf{x}} + \frac{\phi}{k_u} \mathbf{A} \mathbf{J} \quad (\text{S1.18})$$

where  $\mathbf{F} = (\boldsymbol{\sigma}, \mathbf{H})$  and  $\boldsymbol{\Omega}_{\mathbf{x}} = (\Omega_u \mathbf{Q}, \Omega_q \mathbf{Q})$  is the first moment of activity (c.f. Eq. (12))

$$\boldsymbol{\Omega}_{\mathbf{x}} = \int \frac{k_b(\mathbf{x})}{k_u} \mathbf{x} d\mathbf{x} = \int \mathbf{x} \Omega(\mathbf{x}) g(\mathbf{x}) d\mathbf{x} \quad (\text{S1.19})$$

where free energy contribution vanishes due to the rotational symmetry of  $f(\mathbf{x})$  (c.f. Eq. (S1.3)).

In Eq. (S1.18), the right- and left-hand sides are vectors. The first component reduces to the constitutive relation for stress (c.f. Eq. (10)), and the second component gives the constitutive relation for the nematic field strength:

$$\left(1 + \tau \frac{d}{dt}\right) \sigma_{\alpha\beta} = 2\eta v_{\alpha\beta} - \nu \dot{Q}_{\alpha\beta} + \zeta Q_{\alpha\beta} \quad (\text{S1.20})$$

$$\left(1 + \tau \frac{d}{dt}\right) H_{\alpha\beta} = \gamma \dot{Q}_{\alpha\beta} - \nu v_{\alpha\beta} + \omega Q_{\alpha\beta} \quad (\text{S1.21})$$

where we defined (also in Eq. (11))

$$\eta = \mu\phi/(2k_u) \quad \tau = 1/k_u \quad \nu = -D\phi/k_u \quad \gamma = \chi\phi/k_u \quad (\text{S1.22})$$

$$\zeta = (1 - \phi)(\mu\Omega_u + D\Omega_q) \quad \omega = (1 - \phi)(D\Omega_u + \chi\Omega_q) \quad (\text{S1.23})$$

## §2. STOCHASTIC DYNAMICS OF THE LINKERS

We assume that the dynamics of individual linkers are independent. Therefore, we focus on the stochastic dynamics of a single linker, which can exist in either the unbound state or one of the bound states within a continuous state space. The dynamics of the linker are modeled as a continuous-time Markov chain in this state space, denoted by the state variable  $M_t$ . Figure 6 visualizes the state space of the Markov chain and the state variable  $M_t$ .

At any time  $t$ ,  $M_t$  is a function of  $\mathbf{x}$ . For an unbound linker at time  $t$ ,  $M_t$  is identically zero;  $M_t(\mathbf{x}) \equiv 0$ . For linker bound to state  $\mathbf{x}_0$  at time  $t$ ,  $M_t(\mathbf{x})$  is delta-peaked around  $\mathbf{x}_0$ ;  $M_t(\mathbf{x}) = \delta(\mathbf{x} - \mathbf{x}_0)$ . Here,  $\delta$  is the Dirac delta function defined such that  $\int \varphi(\mathbf{x}) \delta(\mathbf{x} - \mathbf{x}_0) d\mathbf{x} = \varphi(\mathbf{x}_0)$  for any function  $\varphi$ .

The linker binds to state  $\mathbf{x}$  with rate  $k_b(\mathbf{x})$ . From the bound state, the linker can only unbind. Therefore, in order to bind to another state, it must first unbind from the current bound state. We assume unbinding rate  $k_u$  is constant, i.e., independent of the state variable  $\mathbf{x}$ . This forms a continuous-time Markov chain for the state space including of all possible bound states and unbound state.

Let's see how the hydrodynamic variables are defined in terms of  $M_t$ . We consider a volume  $V$  containing  $N$  linkers. Assuming the linkers are independent from each other, we assign an independent and identical copy of the process  $M_t^{(i)}$  to each linker. Consequently, the fraction of bound linkers and the total force in the system are given by:

$$\hat{\phi}(t) = \frac{1}{N} \sum_{i=1}^N \int M_t^{(i)}(\mathbf{x}) d\mathbf{x} \quad (\text{S2.1a})$$

$$\hat{\mathbf{F}}(t) = \sum_{i=1}^N \int \mathbf{F}^{(1)}(\mathbf{x}) M_t^{(i)}(\mathbf{x}) d\mathbf{x} = \frac{1}{N} \sum_{i=1}^N \int \frac{\partial f(\mathbf{x})}{\partial \mathbf{x}} M_t^{(i)}(\mathbf{x}) d\mathbf{x} = \frac{1}{N} \sum_{i=1}^N \mathbf{A} \int \mathbf{x} M_t^{(i)}(\mathbf{x}) d\mathbf{x} \quad (\text{S2.1b})$$

In Eq. (S2.1a), the integral evaluates to 0 or 1, corresponding to the linker's unbound or bound states, respectively. In Eq. (S2.1b), when linker  $i$  is bound to state  $\mathbf{x}_0$ , the integral evaluates to the force  $\mathbf{F}^{(1)}(\mathbf{x}_0)$  because of delta function property. Thus, the total force  $\hat{\mathbf{F}}$  is the sum of the forces from all bound linkers.

$M_t^{(i)}$  is a stochastic process, for fixed time it is a random function. Therefore,  $\hat{\phi}(t)$  and  $\hat{\mathbf{F}}(t)$  defined above are also random variables, fluctuating quantities.

In the main text we modeled the state of the linker with an indicator function  $\mathbb{1}_i(t)$ ; see definition (8). It is related to the stochastic process  $M_t^{(i)}$  as follows:

$$\mathbb{1}_i(t) = \int M_t^{(i)}(\mathbf{x}) d\mathbf{x} \quad (\text{S2.2})$$

$M_t^{(i)}(\mathbf{x})$  has the complete information about the state of the linker  $i$  at time  $t$ , whereas  $\mathbb{1}_i(t)$  only indicates whether it is bound or unbound. In the main text,  $\mathbb{1}_i(t)$  always appears alongside the state variable  $(\hat{\mathbf{u}}, \hat{\mathbf{q}}) \equiv \mathbf{x}$ . Notice the consistence between Eqs. (19,7) and Eqs. (S2.1a, S2.1b) respectively.

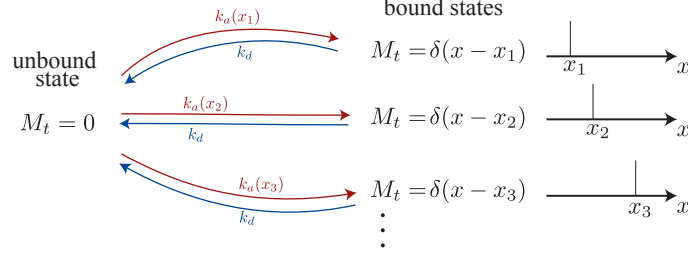


FIG. 6. State space of the single-linker continuous-time Markov chain and the state variable  $M_t$ . The unbound state corresponds to  $M_t(\mathbf{x}) \equiv 0$ , while a linker bound at  $\mathbf{x}_0$  has  $M_t(\mathbf{x}) = \delta(\mathbf{x} - \mathbf{x}_0)$ . Transitions occur with binding rate  $k_b(\mathbf{x})$  and unbinding rate  $k_u$ .

Now, we model the dynamics of a single linker. First we define the probability densities describing the stochastic process  $M_t$ . Let  $p_t(\mathbf{x})$  denote the probability density of the linker being in the bound state  $\mathbf{x}$  at time  $t$ . Equivalently,  $p_t(\mathbf{x})$  is the probability density that  $M_t$  is the function  $\mathbf{x}' \mapsto \delta(\mathbf{x}' - \mathbf{x})$ . Let the probability of the linker being in the unbound state at time  $t$  be denoted as  $p_t(\text{unbound})$ , or equivalently, the probability that  $M_t$  is identically zero. The total probability must equal to one:

$$p_t(\text{unbound}) + \int p_t(\mathbf{x}) d\mathbf{x} = 1 \quad (\text{S2.3})$$

In the following sections, we will encounter the average of macroscopic variables over the stochastic process  $M_t$ . For example, the average of (S2.1b) contains terms like:

$$\langle \varphi(\mathbf{x}) M_t(\mathbf{x}) \rangle = \int p_t(\mathbf{x}') \varphi(\mathbf{x}) \delta(\mathbf{x} - \mathbf{x}') d\mathbf{x}' = p_t(\mathbf{x}) \varphi(\mathbf{x}) \quad (\text{S2.4})$$

where  $\langle \rangle$  denotes the average over the distribution  $p_t(\mathbf{x})$ . Here, with probability  $p_t(\mathbf{x}')$ ,  $M_t(\mathbf{x})$  takes the value  $\delta(\mathbf{x} - \mathbf{x}')$ .

Now we write a Kolmogorov forward equation for evolution of  $p_t(\mathbf{x})$  [48]. The state of the linker changes by two processes: binding/unbinding and external fluxes:

$$\frac{\partial p_t(\mathbf{x})}{\partial t} = -\mathbf{J} \cdot \frac{\partial p_t(\mathbf{x})}{\partial \mathbf{x}} - k_u p_t(\mathbf{x}) + p_t(\text{unbound}) k_b(\mathbf{x}) \quad (\text{S2.5})$$

Here, the first term on the right-hand side accounts for the effect of external fluxes, while the other two terms model the binding/unbinding dynamics with  $k_b(\mathbf{x}) = k_b(\mathbf{u}, \mathbf{q})$ . Integrating this over all states and using Eq. (S2.3), we obtain a closed equation for  $p_t(\text{unbound})$ :

$$\frac{\partial}{\partial t} p_t(\text{unbound}) = k_u - (1 + \mathcal{Z}) k_u p_t(\text{unbound}) \quad (\text{S2.6})$$

where  $\mathcal{Z}$  is defined in Eq. (14).

Equation (S2.5) bears a resemblance to Eq. (1). Taking an initial condition  $p_{t=0}(\mathbf{x}) = \delta(\mathbf{x} - \mathbf{x}_0)$  (thus  $p_{t=0}(\text{unbound}) = 0$ ), the solution of Eq. (S2.5) is the propagator  $p_t(\mathbf{x} | \mathbf{x}_0)$ , representing the distribution over bound states at time  $t$  given that the linker was bound at  $\mathbf{x}_0$  at  $t = 0$ . This propagator appears in the second moment of the stochastic process  $M_t$ . Similar to Eq. (S2.4), we have

$$\langle \varphi(\mathbf{x}, \mathbf{x}_0) M_t(\mathbf{x}) M_0(\mathbf{x}_0) \rangle = \int d\mathbf{x}' d\mathbf{x}'_0 p_0(\mathbf{x}'_0) p_t(\mathbf{x}' | \mathbf{x}'_0) \varphi(\mathbf{x}, \mathbf{x}_0) \delta(\mathbf{x} - \mathbf{x}') \delta(\mathbf{x}_0 - \mathbf{x}'_0) \quad (\text{S2.7})$$

$$= \varphi(\mathbf{x}, \mathbf{x}_0) p_0(\mathbf{x}_0) p_t(\mathbf{x} | \mathbf{x}_0) \quad (\text{S2.8})$$

In the following section, we solve the Kolmogorov equation (S2.5) to obtain the propagator  $p_t(\mathbf{x} | \mathbf{x}_0)$ .

### §3. FIRST MOMENTS: EQUATIONS FOR AVERAGE FIELDS

In this section, we will derive hydrodynamics equation (S1.18) starting from mesoscopic definitions of observables in (S2.1). Then, we define the fluctuating hydrodynamic equations by introducing noise term in the hydrodynamics equation for averages. Finally, we will establish that the first moments of the noise vanish. The higher order moments (autocorrelation functions) of observables and noise are considered in §5.2

### §3.1. Hydrodynamic equations for averages

In this section, we derive Eq. (S1.18). Take the average of Eq. (S2.1a) over the distribution  $p_t(\mathbf{x})$ :

$$\phi(t) = \langle \hat{\phi}(t) \rangle = \frac{1}{N} \sum_{i=1}^N \int \langle M_t(\mathbf{x}) \rangle d\mathbf{x} = \frac{1}{N} \sum_{i=1}^N \int p_t(\mathbf{x}) d\mathbf{x} = \int p_t(\mathbf{x}) d\mathbf{x} = 1 - p_t(\text{unbound}) \quad (\text{S3.1})$$

where we used Eq. (S2.4) for the third equality. Additionally, note that the summands are identical in the sum. Similarly, for Eq. (S2.1b), we get

$$\mathbf{F}(t) = \langle \hat{\mathbf{F}}(t) \rangle = \frac{1}{N} \sum_{i=1}^N \int \langle \mathbf{F}^{(1)}(\mathbf{x}) M_t(\mathbf{x}) \rangle d\mathbf{x} = \int \mathbf{F}^{(1)}(\mathbf{x}) p_t(\mathbf{x}) d\mathbf{x} \quad (\text{S3.2})$$

Taking the time derivative, we obtain:

$$\frac{d}{dt} \mathbf{F}(t) = \int d\mathbf{x} \mathbf{F}^{(1)}(\mathbf{x}) \frac{\partial p_t(\mathbf{x})}{\partial t} \quad (\text{S3.3})$$

$$= \int \mathbf{F}^{(1)}(\mathbf{x}) \left( -\mathbf{J} \cdot \frac{\partial p_t(\mathbf{x})}{\partial \mathbf{x}} - k_u p_t(\mathbf{x}) + p_t(\text{unbound}) k_b(\mathbf{x}) \right) d\mathbf{x} \quad (\text{S3.4})$$

where in the second line, we substituted Kolmogorov equation (S2.5). Integrating by parts, and substituting  $p_t(\text{unbound})$  from Eq. (S3.1), we obtain:

$$\frac{d}{dt} \mathbf{F}(t) = -k_u \mathbf{F}(t) + \int \left( \nabla \mathbf{F}^{(1)}(\mathbf{x}) \mathbf{J} \right) p_t(\mathbf{x}) d\mathbf{x} + (1 - \phi(t)) \int \mathbf{F}^{(1)}(\mathbf{x}) k_b(\mathbf{x}) d\mathbf{x} \quad (\text{S3.5})$$

Recalling the definition (S1.10) of  $\mathbf{F}^{(1)}$  and the quadratic free energy (S1.3):  $\mathbf{F}^{(1)}(\mathbf{x}) = \mathbf{A}\mathbf{x}$  and  $\nabla \mathbf{F}^{(1)}(\mathbf{x}) = \mathbf{A}$  and independent of  $\mathbf{x}$ . We obtain

$$\frac{d}{dt} \mathbf{F}(t) = -k_u \mathbf{F}(t) + \mathbf{A} \mathbf{J} \phi(t) + (1 - \phi(t)) \mathbf{A} \int \mathbf{x} k_b(\mathbf{x}) d\mathbf{x} \quad (\text{S3.6})$$

From Eqs. (S1.2) and (S1.19), we have  $\int \mathbf{x} k_b(\mathbf{x}) d\mathbf{x} = k_u \Omega_{\mathbf{x}}$ , because the contribution from the first summand of Eq. (S1.2) vanished due to rotational symmetry of free energy (S1.3). Therefore, the above equation coincides with Eq. (S1.18).

In a similar way, we can derive the equation for  $\phi(t)$ . Taking the time derivative of Eq. (S3.1) and substituting Eq. (S2.5), we have:

$$\frac{d}{dt} \phi(t) = \int \frac{\partial p_t(\mathbf{x})}{\partial t} d\mathbf{x} = \int \left( -\mathbf{J} \cdot \frac{\partial p_t(\mathbf{x})}{\partial \mathbf{x}} - k_u p_t(\mathbf{x}) + p_t(\text{unbound}) k_b(\mathbf{x}) \right) d\mathbf{x} \quad (\text{S3.7})$$

$$\frac{1}{k_u} \frac{d}{dt} \phi(t) = - (1 + \mathcal{Z}) \phi(t) + \mathcal{Z} \quad (\text{S3.8})$$

where  $\mathcal{Z}$  is defined in Eq. (14).

### §3.2. Fluctuating hydrodynamic equations

Our goal is to write a stochastic differential equation (SDE) that describes the dynamics of the fluctuating observables defined in Eq. (S2.1). To do this, in Eq. (S1.18) we replace the average fields with their fluctuating counterparts, and introduce a stochastic noise term:

$$\left( 1 + \frac{1}{k_u} \frac{d}{dt} \right) \hat{\mathbf{F}} = (1 - \hat{\phi}) \mathbf{A} \Omega_{\mathbf{x}} + \frac{\hat{\phi}}{k_u} \mathbf{A} \mathbf{J} + \hat{\boldsymbol{\xi}}(t) \quad (\text{S3.9})$$

As  $\hat{\phi}(t)$  also fluctuates, we write a SDE for it. Starting from Eq. (S3.8), we get:

$$\frac{1}{k_u} \frac{d}{dt} \hat{\phi}(t) = - (1 + \mathcal{Z}) \hat{\phi}(t) + \mathcal{Z} + \hat{\xi}^\phi(t) \quad (\text{S3.10})$$

where  $\hat{\xi}^\phi(t)$  is a stochastic noise term.

We do not impose any properties on the noise terms  $\hat{\xi}(t)$  and  $\hat{\xi}^\phi(t)$ . Essentially, Eqs. (S3.9) and (S3.10) define the noise terms; substituting Eq. (S2.1), we obtain:

$$\hat{\xi}^\phi(t) = \frac{1}{N} \sum_{i=1}^N \left[ (1 + \mathcal{Z}) \int M_t^{(i)}(\mathbf{x}) d\mathbf{x} + \frac{1}{k_u} \int \left( \frac{d}{dt} M_t^{(i)}(\mathbf{x}) \right) d\mathbf{x} - \mathcal{Z} \right] \quad (\text{S3.11a})$$

$$\hat{\xi}(t) = \frac{1}{N} \sum_{i=1}^N \mathbf{A} \left[ \int \mathbf{x} M_t^{(i)}(\mathbf{x}) d\mathbf{x} + \frac{1}{k_u} \int \mathbf{x} \left( \frac{d}{dt} M_t^{(i)}(\mathbf{x}) \right) d\mathbf{x} + (\Omega_{\mathbf{x}} - \mathbf{J}/k_u) \int M_t^{(i)}(\mathbf{x}) d\mathbf{x} - \Omega_{\mathbf{x}} \right] \quad (\text{S3.11b})$$

Equation (S3.11) defines the noise terms in terms of mesoscopic state. The necessary condition for the noise terms zero average. Taking the average over the non-stationary distribution  $p_t(\mathbf{x})$ , we have:

$$\langle \hat{\xi}^\phi(t) \rangle = \frac{1}{N} \sum_{i=1}^N \left[ (1 + \mathcal{Z}) \int \langle M_t^{(i)}(\mathbf{x}) \rangle d\mathbf{x} + \frac{1}{k_u} \int \left( \frac{d}{dt} \langle M_t^{(i)}(\mathbf{x}) \rangle \right) d\mathbf{x} - \mathcal{Z} \right] \quad (\text{S3.12})$$

$$= \frac{1}{N} \sum_{i=1}^N \left[ (1 + \mathcal{Z}) \int p_t(\mathbf{x}) d\mathbf{x} + \frac{1}{k_u} \frac{d}{dt} \int p_t(\mathbf{x}) d\mathbf{x} - \mathcal{Z} \right] \quad [\text{using Eq. (S2.4)}] \quad (\text{S3.13})$$

$$= \frac{1}{N} \sum_{i=1}^N \left[ (1 + \mathcal{Z})(1 - p_t(\text{unbound})) - \frac{1}{k_u} \frac{d}{dt} p_t(\text{unbound}) - \mathcal{Z} \right] \quad [\text{using Eq. (S2.3)}] \quad (\text{S3.14})$$

$$= 0 \quad [\text{using Eq. (S2.6)}] \quad (\text{S3.15})$$

where in the first line we assumed integral, time derivative and average are interchangeable. Similarly, the average of Eq. (S3.11b) with respect to  $p_t$  reads:

$$\langle \hat{\xi}(t) \rangle = \frac{1}{N} \sum_{i=1}^N \mathbf{A} \left[ \int \mathbf{x} M_t^{(i)}(\mathbf{x}) d\mathbf{x} + \frac{1}{k_u} \int \mathbf{x} \left( \frac{d}{dt} M_t^{(i)}(\mathbf{x}) \right) d\mathbf{x} + (\Omega_{\mathbf{x}} - \mathbf{J}/k_u) \int M_t^{(i)}(\mathbf{x}) d\mathbf{x} - \Omega_{\mathbf{x}} \right] \quad (\text{S3.16})$$

$$= \frac{1}{N} \sum_{i=1}^N \mathbf{A} \left[ \int \langle \mathbf{x} M_t^{(i)}(\mathbf{x}) \rangle d\mathbf{x} + \frac{1}{k_u} \int \left( \frac{d}{dt} \langle \mathbf{x} M_t^{(i)}(\mathbf{x}) \rangle \right) d\mathbf{x} + (\Omega_{\mathbf{x}} - \mathbf{J}/k_u) \int \langle M_t^{(i)}(\mathbf{x}) \rangle d\mathbf{x} - \Omega_{\mathbf{x}} \right] \quad (\text{S3.17})$$

$$= \frac{1}{N} \sum_{i=1}^N \mathbf{A} \left[ \int \mathbf{x} p_t(\mathbf{x}) d\mathbf{x} + \frac{1}{k_u} \int \frac{d}{dt} (\mathbf{x} p_t(\mathbf{x})) d\mathbf{x} + (\Omega_{\mathbf{x}} - \mathbf{J}/k_u) \int p_t(\mathbf{x}) d\mathbf{x} - \Omega_{\mathbf{x}} \right] \quad (\text{S3.18})$$

Substituting Eq. (S2.5),  $\mathbf{x} p_t(\mathbf{x})$  terms directly cancel each other, and we obtain:

$$\langle \hat{\xi}(t) \rangle = \frac{1}{N} \sum_{i=1}^N \mathbf{A} \left\{ -\frac{1}{k_u} \int \mathbf{J} p_t(\mathbf{x}) d\mathbf{x} - \frac{1}{k_u} \int \mathbf{x} \left( \mathbf{J} \cdot \frac{\partial p_t(\mathbf{x})}{\partial \mathbf{x}} \right) d\mathbf{x} \right. \quad (\text{S3.19})$$

$$\left. \Omega_{\mathbf{x}} \int p_t(\mathbf{x}) d\mathbf{x} + p_t(\text{unbound}) \int \frac{k_b(\mathbf{x})}{k_u} \mathbf{x} d\mathbf{x} - \Omega_{\mathbf{x}} \right\} \quad (\text{S3.20})$$

The terms in the first line cancel each other after integrating by parts. The second line vanished due to the definition of  $\Omega_{\mathbf{x}}$  in Eq. (S1.19). Therefore, we show that  $\langle \hat{\xi}(t) \rangle = 0$ .

An important remark is that the average of the noise terms vanish even in non-stationary state.

#### §4. SOLUTION OF KOLMOGOROV EQUATION

In this section, we solve the partial differential equation (S2.5) to obtain the propagator  $p_t(\mathbf{x}|\mathbf{x}_0)$ . The later is used to evaluate autocorrelation functions, see Eq. (S2.8).

We employ the Fourier transform to eliminate the partial derivatives associated with the probability fluxes. Notably, there is no need to perform the inverse Fourier transform, as the autocorrelations of observables can be expressed in terms of the Fourier transform of the propagator.



We solve Eq. (S2.5) with the initial conditions:

$$p_{t=0}(\text{unbound}) = 0 \quad \text{and} \quad p_{t=0}(\mathbf{x}) = \delta(\mathbf{x} - \mathbf{x}_0). \quad (\text{S4.1})$$

which means the linker is initially bound to state  $\mathbf{x}_0$ . Recall the closed equation for the unbound state Eq. (S2.6). With the initial conditions above, it has the following solution:

$$p_t(\text{unbound} | \mathbf{x}_0) = \frac{1}{1 + \mathcal{Z}} \left( 1 - e^{-(\mathcal{Z}+1)k_u t} \right) \quad (\text{S4.2})$$

To solve the remaining partial differential equation (PDE) Eq. (S2.5), we apply the Fourier transform with respect to  $\mathbf{x}$ :

$$\tilde{p}_t(\boldsymbol{\theta}) = \int p_t(\mathbf{x}) e^{-i\boldsymbol{\theta} \cdot \mathbf{x}} d\mathbf{x} \quad (\text{S4.3})$$

where  $\boldsymbol{\theta}$  is the conjugate variable of  $\mathbf{x}$ . The transformed PDE and initial conditions become:

$$\frac{\partial}{\partial t} \tilde{p}_t(\boldsymbol{\theta}) = - (k_u + i \mathbf{J} \cdot \boldsymbol{\theta}) \tilde{p}_t(\boldsymbol{\theta}) + p_t(\text{unbound}) \tilde{k}_b(\boldsymbol{\theta}) \quad (\text{S4.4})$$

$$= - (k_u + i \mathbf{J} \cdot \boldsymbol{\theta}) \tilde{p}_t(\boldsymbol{\theta}) + \frac{1}{1 + \mathcal{Z}} \left( 1 - e^{-(\mathcal{Z}+1)k_u t} \right) \tilde{k}_b(\boldsymbol{\theta}) \quad (\text{S4.5})$$

$$\tilde{p}_{t=0}(\boldsymbol{\theta}) = e^{-i\boldsymbol{\theta} \cdot \mathbf{x}_0} \quad (\text{S4.6})$$

where we used the solution Eq. (S4.2) for  $p_t(\text{unbound})$ . Here,  $\tilde{k}_b(\boldsymbol{\theta})$  is the Fourier transform of  $k_b(\mathbf{x})$ . This is now an ordinary differential equation and can be solved using standard methods. The solution is:

$$\tilde{p}_t(\boldsymbol{\theta} | \mathbf{x}_0) = e^{-i\boldsymbol{\theta} \cdot \mathbf{x}_0} e^{-(k_u + i \mathbf{J} \cdot \boldsymbol{\theta})t} + \frac{1}{1 + \mathcal{Z}} \frac{\tilde{k}_b(\boldsymbol{\theta})}{k_u + i \mathbf{J} \cdot \boldsymbol{\theta}} \left( 1 - e^{-(k_u + i \mathbf{J} \cdot \boldsymbol{\theta})t} \right) + \frac{1}{1 + \mathcal{Z}} \frac{\tilde{k}_b(\boldsymbol{\theta})}{\mathcal{Z}k_u - i \mathbf{J} \cdot \boldsymbol{\theta}} \left( e^{-k_u(1+\mathcal{Z})t} - e^{-(k_u + i \mathbf{J} \cdot \boldsymbol{\theta})t} \right) \quad (\text{S4.7})$$

In particular, when  $t \rightarrow \infty$ , the system approaches a steady state with the distribution

$$\tilde{p}_{ss}(\boldsymbol{\theta}) = \tilde{p}_{\infty}(\boldsymbol{\theta}) = \frac{1}{1 + \mathcal{Z}} \frac{\tilde{k}_b(\boldsymbol{\theta})}{k_u + i \mathbf{J} \cdot \boldsymbol{\theta}} \quad (\text{S4.8})$$

which is independent of the initial condition. This indicates that the system forgets its initial state. The external fluxes  $\mathbf{J}$  affect the steady-state distribution, deviating it from a Gibbs distribution. In Section D we derive the steady-state distribution Eq. (D10), which is the inverse Fourier transform of Eq. (S4.8):

$$p_{ss}(\mathbf{x}) = \frac{1}{1 + \mathcal{Z}} \int_0^\infty k_b(\mathbf{x} - \mathbf{J}\tau) e^{-k_u \tau} d\tau \quad (\text{S4.9})$$

The steady-state probability of the unbound state can also be calculated using Eq. (S2.3):

$$p_{ss}(\text{unbound}) = 1 - \int p_{ss}(\mathbf{x}) d\mathbf{x} = 1 - \int p_{ss}(\mathbf{x}) e^{-i\mathbf{x} \cdot \mathbf{0}} d\mathbf{x} = 1 - \tilde{p}_{ss}(\mathbf{0}) = \frac{1}{1 + \mathcal{Z}} \quad (\text{S4.10})$$

where we used Eq. (S4.8) with  $\tilde{k}_b(\mathbf{0}) = \int k_b(\mathbf{x}) d\mathbf{x} = \mathcal{Z}k_u$ .

## §5. HYDRODYNAMIC QUANTITIES AT STEADY STATE

Having derived the steady-state distribution Eq. (S4.8) and the propagator Eq. (S4.7), we now have the two-time steady-state joint distribution function of the mesoscopic state. This means, we can calculate the autocorrelation functions of the observables defined in Eq. (S2.1) at steady state.

The inverse Fourier transform consistent with Eq. (S4.3) is

$$p_t(\mathbf{x}) = \frac{1}{(2\pi)^n} \int \tilde{p}_t(\boldsymbol{\theta}) e^{i\boldsymbol{\theta} \cdot \mathbf{x}} d\boldsymbol{\theta} \quad (\text{S5.1})$$

where  $n = 2d^2$  is the dimension of vectors  $\mathbf{x}$  and  $\boldsymbol{\theta}$ .

We will need the following expressions derived from Eq. (S4.8):

$$\tilde{p}_{ss}(\mathbf{0}) = \frac{\mathcal{Z}}{1 + \mathcal{Z}} \quad (\text{S5.2})$$

$$\frac{d}{d\boldsymbol{\theta}} \tilde{p}_{ss}(\mathbf{0}) = -\frac{i}{1 + \mathcal{Z}} \frac{\mathbf{k}_b^{(1)} + \mathcal{Z}\mathbf{J}}{k_u} \quad (\text{S5.3})$$

$$\frac{d^2}{d\boldsymbol{\theta}^2} \tilde{p}_{ss}(\mathbf{0}) = \frac{1}{1 + \mathcal{Z}} \left( -\frac{\mathbf{K}_b^{(2)}}{k_u} - \frac{\mathbf{k}_b^{(1)}\mathbf{J}^T + \mathbf{J}\mathbf{k}_b^{(1)T}}{k_u^2} - \frac{2\mathcal{Z}\mathbf{J}\mathbf{J}^T}{k_u^2} \right) \quad (\text{S5.4})$$

where  $\mathbf{0}$  is the null vectorm and the second-order derivative is represented by the Hessian matrix:

$$\left( \frac{d^2}{d\boldsymbol{\theta}^2} f \right)_{ij} \equiv \frac{d^2}{d\theta_i d\theta_j} f \quad (\text{S5.5})$$

During the derivation, we encounter the derivatives of the Fourier-transformed rate  $\tilde{k}_b(\boldsymbol{\theta})$  evaluated at the null vector  $\mathbf{0}$ :

$$\tilde{k}_b(\mathbf{0}) = \int k_b(\mathbf{x}) d\mathbf{x} = k_u \mathcal{Z} \quad (\text{S5.6})$$

$$\frac{d}{d\boldsymbol{\theta}} \tilde{k}_b(\mathbf{0}) = \int -i\mathbf{x} k_b(\mathbf{x}) d\mathbf{x} = -i\mathbf{k}_b^{(1)} \quad (\text{S5.7})$$

$$\frac{d^2}{d\theta_i d\theta_j} \tilde{k}_b(\mathbf{0}) = \int -\mathbf{x}_i \mathbf{x}_j k_b(\mathbf{x}) d\mathbf{x} = -(\mathbf{K}_b^{(2)})_{ij} \quad (\text{S5.8})$$

where the vector  $\mathbf{k}_b^{(1)}$  and matrix  $\mathbf{K}_b^{(2)}$  are the moments of the binding rate  $k_b(\mathbf{x})$ , defined as:

$$\text{vector} \quad \mathbf{k}_b^{(1)} = \int k_b(\mathbf{x}) \mathbf{x} d\mathbf{x} = \int k_u \Omega(\mathbf{x}) \mathbf{x} d\mathbf{x} = k_u \boldsymbol{\Omega}_{\mathbf{x}} \quad (\text{S5.9})$$

$$\text{matrix} \quad \mathbf{K}_b^{(2)} = \int k_b(\mathbf{x}) \mathbf{x} \mathbf{x}^T d\mathbf{x} \quad (\text{S5.10})$$

Note that in Eq. (S5.9),  $\mathbf{k}_b^{(1)}$  is related to the first moment of the molecular activity  $\Omega$ .

### §5.1. Averages at steady state

Taking  $p_t(\text{unbound}) = p_{ss}(\text{unbound})$  in (S3.1), we obtain

$$\bar{\phi} \equiv \left\langle \hat{\phi}(t) \right\rangle_{ss} = 1 - p_{ss}(\text{unbound}) = \frac{\mathcal{Z}}{1 + \mathcal{Z}} \quad (\text{S5.11})$$

where we used Eq. (S4.10). For the steady-state value of  $\mathbf{F}$ , we use the steady-state distribution  $p_t(\mathbf{x}) = p_{ss}(\mathbf{x})$  in (S3.2):

$$\bar{\mathbf{F}} = \left\langle \hat{\mathbf{F}}(t) \right\rangle_{ss} = \mathbf{A} \int \mathbf{x} p_{ss}(\mathbf{x}) d\mathbf{x} \quad (\text{S5.12})$$

With this example, we demonstrate how we use the fourier transform of the distribution,  $\tilde{p}_{ss}(\boldsymbol{\theta})$  to evaluate the average of the observable  $\hat{\mathbf{F}}$ :

$$\langle \hat{\mathbf{F}} \rangle = \mathbf{A} \int d\boldsymbol{\theta} d\mathbf{x} \frac{1}{(2\pi)^n} \tilde{p}_{ss}(\boldsymbol{\theta}) \mathbf{x} e^{i\boldsymbol{\theta} \cdot \mathbf{x}} \quad [\text{inverse fourier transform, Eq. (S5.1)}] \quad (\text{S5.13})$$

$$= \mathbf{A} \int d\boldsymbol{\theta} d\mathbf{x} \frac{1}{(2\pi)^n} (-i) \tilde{p}_{ss}(\boldsymbol{\theta}) \frac{d}{d\boldsymbol{\theta}} e^{i\boldsymbol{\theta} \cdot \mathbf{x}} \quad [ \mathbf{x} e^{i\boldsymbol{\theta} \cdot \mathbf{x}} = -i \frac{d}{d\boldsymbol{\theta}} e^{i\boldsymbol{\theta} \cdot \mathbf{x}} ] \quad (\text{S5.14})$$

$$= \mathbf{A} \int d\boldsymbol{\theta} \left( \int \frac{1}{(2\pi)^n} e^{i\boldsymbol{\theta} \cdot \mathbf{x}} d\mathbf{x} \right) i \frac{d}{d\boldsymbol{\theta}} \tilde{p}_{ss}(\boldsymbol{\theta}) \quad [\text{Integration by parts}] \quad (\text{S5.15})$$

$$= \mathbf{A} \int d\boldsymbol{\theta} \delta(\boldsymbol{\theta}) i \frac{d}{d\boldsymbol{\theta}} \tilde{p}_{ss}(\boldsymbol{\theta}) \quad [\text{using Fourier transform of Dirac Delta } \delta(\mathbf{x})] \quad (\text{S5.16})$$

$$= \mathbf{A} i \left( \frac{d}{d\boldsymbol{\theta}} \tilde{p}_{ss}(\mathbf{0}) \right) \quad [\text{contraction with } \delta] \quad (\text{S5.17})$$

$$= \frac{1}{1 + \mathcal{Z}} \frac{\mathbf{A}(\mathbf{k}_b^{(1)} + \mathcal{Z}\mathbf{J})}{k_u} \quad [\text{using Eq. (S5.3)}] \quad (\text{S5.18})$$

The above is just an illustration, because it is much straightforward to use Eq. (S4.9). Even simpler method is to just solve (S1.18) with time-derivative set to zero. However, the method above is essential for calculating the autocorrelation functions of the observables, as we will see in the following.

## §5.2. Autocorrelation function

In this section, we evaluate the autocorrelation functions of  $\hat{\mathbf{F}}$  and  $\hat{\phi}$ , as well as their cross-correlation function. Here, we must assume that linkers are independent from each other, i.e., the processes  $\{M_t^{(i)}\}_{i=1}^N$  are independent. This is a reasonable assumption for sufficiently large  $N$  from the mathematical point of view (Law of Large Numbers). The autocorrelation function of the fraction of bound linkers  $\hat{\phi}$  is defined as

$$C_\phi(t, t') = \langle (\hat{\phi}(t) - \bar{\phi})(\hat{\phi}(t') - \bar{\phi}) \rangle = \langle \hat{\phi}(t)\hat{\phi}(t') \rangle - (\bar{\phi})^2 \quad (\text{S5.19})$$

The average is over steady-state distribution. The steady state distribution is time-translation invariant, therefore, we can write  $C_\phi(t, t') = C_\phi(t - t')$  and

$$C_\phi(t) = \langle (\hat{\phi}(t) - \bar{\phi})(\hat{\phi}(0) - \bar{\phi}) \rangle = \langle \hat{\phi}(t)\hat{\phi}(0) \rangle - (\bar{\phi})^2 \quad (\text{S5.20})$$

Using the definition in Eq. (S2.1a), we have

$$\langle \phi(t)\phi(0) \rangle = \left\langle \left( \frac{1}{N} \sum_{i=1}^N \int M_t^{(i)}(\mathbf{x}) d\mathbf{x} \right) \left( \frac{1}{N} \sum_{j=1}^N \int M_0^{(j)}(\mathbf{x}_0) d\mathbf{x}_0 \right) \right\rangle \quad (\text{S5.21})$$

$$= \int \frac{1}{N^2} \sum_{i,j=1}^N \langle M_t^{(i)}(\mathbf{x}) M_0^{(j)}(\mathbf{x}_0) \rangle d\mathbf{x} d\mathbf{x}_0 \quad (\text{S5.22})$$

$$= \int \left[ \frac{1}{N} \langle M_t(\mathbf{x}) M_0(\mathbf{x}_0) \rangle + \frac{N-1}{N} \langle M_t(\mathbf{x}) \rangle \langle M_0(\mathbf{x}_0) \rangle \right] d\mathbf{x} d\mathbf{x}_0 \quad (\text{S5.23})$$

Here, we used the independence of  $M_t$  processes when  $i \neq j$ . Therefore,

$$C_\phi(t) = \frac{1}{N} \int \left[ \langle M_t(\mathbf{x}) M_0(\mathbf{x}_0) \rangle - \langle M_t(\mathbf{x}) \rangle \langle M_0(\mathbf{x}_0) \rangle \right] d\mathbf{x} d\mathbf{x}_0 \quad (\text{S5.24})$$

$$= \frac{1}{N} \int \left[ p_{ss}(\mathbf{x}_0) p_t(\mathbf{x} | \mathbf{x}_0) - p_{ss}(\mathbf{x}) p_{ss}(\mathbf{x}_0) \right] d\mathbf{x} d\mathbf{x}_0 \quad (\text{S5.25})$$

where we used Eqs. (S2.4) and (S2.8). Now, we calculate the integrals:

$$\int p_{ss}(\mathbf{x}) p_{ss}(\mathbf{x}_0) d\mathbf{x} d\mathbf{x}_0 = (1 - p_{ss}(\text{unbound}))^2 = (\bar{\phi})^2 \quad [\text{using Eq. (S2.3)}] \quad (\text{S5.26})$$

$$\int p_{ss}(\mathbf{x}_0) p_t(\mathbf{x} | \mathbf{x}_0) d\mathbf{x} d\mathbf{x}_0 = \int p_{ss}(\mathbf{x}_0) (1 - p_t(\text{unbound} | \mathbf{x}_0)) d\mathbf{x}_0 \quad [\text{using Eq. (S2.3)}] \quad (\text{S5.27})$$

$$= \bar{\phi} - \bar{\phi}(1 - \bar{\phi}) \left( 1 - e^{-(\mathcal{Z}+1)k_u t} \right) \quad [\text{using Eq. (S4.2) and Eq. (S4.10)}] \quad (\text{S5.28})$$

Thus, the autocorrelation function of  $\phi(t)$  is

$$C_\phi(t) = \frac{1}{N} \frac{\mathcal{Z}}{(1 + \mathcal{Z})^2} e^{-k_u(\mathcal{Z}+1)t} \quad (\text{S5.29})$$

Next, consider the autocorrelation of the process  $\hat{\mathbf{F}}(t)$ :

$$\mathbf{C}_F(t) = \langle \hat{\mathbf{F}}(t) \hat{\mathbf{F}}(0)^T \rangle - \bar{\mathbf{F}} \bar{\mathbf{F}}^T \quad (\text{S5.30})$$

Note that  $\mathbf{C}_F(t)$  is a matrix. Similar to Eq. (S5.24), using definition Eq. (S2.1b), we obtain:

$$\mathbf{C}_F(t) = \frac{1}{N} \mathbf{A} \left( \int \langle M_t(\mathbf{x}) M_0(\mathbf{x}_0) \rangle \mathbf{x} \mathbf{x}_0^T d\mathbf{x} d\mathbf{x}_0 - \int \langle M_t(\mathbf{x}) \rangle \langle M_0(\mathbf{x}_0) \rangle \mathbf{x} \mathbf{x}_0^T d\mathbf{x} d\mathbf{x}_0 \right) \mathbf{A}^T \quad (\text{S5.31})$$

The second integral simplifies to:

$$\mathbf{A} \left( \int \langle M_t(\mathbf{x}) \rangle \langle M_0(\mathbf{x}_0) \rangle \mathbf{x} \mathbf{x}_0^T d\mathbf{x} d\mathbf{x}_0 \right) \mathbf{A}^T = \bar{\mathbf{F}} \bar{\mathbf{F}}^T = \frac{1}{(1 + \mathcal{Z})^2} \frac{1}{k_u^2} \mathbf{A} (\mathbf{k}_b^{(1)} + \mathcal{Z} \mathbf{J}) (\mathbf{k}_b^{(1)} + \mathcal{Z} \mathbf{J})^T \mathbf{A}^T \quad (\text{S5.32})$$

where we used Eq. (S5.18). The first integral in Eq. (S5.31) is more involved:

$$\int \langle M_t(\mathbf{x}) M_0(\mathbf{x}_0) \rangle \mathbf{x} \mathbf{x}_0^T d\mathbf{x} d\mathbf{x}_0 = \quad (\text{S5.33})$$

$$= \int d\mathbf{x} d\mathbf{x}_0 p_{ss}(\mathbf{x}_0) p_t(\mathbf{x} | \mathbf{x}_0) \mathbf{x} \mathbf{x}_0^T \quad [\text{using Eq. (S2.8)}] \quad (\text{S5.34})$$

$$= \int d\mathbf{x} d\mathbf{x}_0 \mathbf{x} \mathbf{x}_0^T \left( \int d\boldsymbol{\theta}_0 \frac{1}{(2\pi)^n} \tilde{p}_{ss}(\boldsymbol{\theta}_0) e^{i\boldsymbol{\theta}_0 \cdot \mathbf{x}_0} \right) \left( \int d\boldsymbol{\theta} \frac{1}{(2\pi)^n} \tilde{p}_t(\boldsymbol{\theta} | \mathbf{x}_0) e^{i\boldsymbol{\theta} \cdot \mathbf{x}} \right) \quad [\text{using Eq. (S5.1)}] \quad (\text{S5.35})$$

$$= \int d\mathbf{x} d\mathbf{x}_0 d\boldsymbol{\theta} d\boldsymbol{\theta}_0 \frac{1}{(2\pi)^{2n}} \mathbf{x} \mathbf{x}_0^T \tilde{p}_{ss}(\boldsymbol{\theta}_0) \tilde{p}_t(\boldsymbol{\theta} | \mathbf{x}_0) e^{i\boldsymbol{\theta}_0 \cdot \mathbf{x}_0} e^{i\boldsymbol{\theta} \cdot \mathbf{x}} \quad (\text{S5.36})$$

For clarity, decompose  $\tilde{p}_t(\boldsymbol{\theta} | \mathbf{x}_0)$  from Eq. (S4.7) into:

$$\tilde{p}_t(\boldsymbol{\theta} | \mathbf{x}_0) = e^{-i\boldsymbol{\theta} \cdot \mathbf{x}_0} \tilde{p}'_t(\boldsymbol{\theta}) + \tilde{p}''_t(\boldsymbol{\theta}) \quad (\text{S5.37})$$

$$\tilde{p}'_t(\boldsymbol{\theta}) = e^{-(k_u + i \mathbf{J} \cdot \boldsymbol{\theta})t} \quad (\text{S5.38})$$

$$\tilde{p}''_t(\boldsymbol{\theta}) = \frac{1}{1 + \mathcal{Z}} \frac{\tilde{k}_b(\boldsymbol{\theta})}{k_u + i \mathbf{J} \cdot \boldsymbol{\theta}} \left( 1 - e^{-(k_u + i \mathbf{J} \cdot \boldsymbol{\theta})t} \right) + \frac{1}{1 + \mathcal{Z}} \frac{\tilde{k}_b(\boldsymbol{\theta})}{\mathcal{Z} k_u - i \mathbf{J} \cdot \boldsymbol{\theta}} \left( e^{-k_u(1+\mathcal{Z})t} - e^{-(k_u + i \mathbf{J} \cdot \boldsymbol{\theta})t} \right) \quad (\text{S5.39})$$

Then we have:

$$\int \langle M_t(\mathbf{x}) M_0(\mathbf{x}_0) \rangle \mathbf{x} \mathbf{x}_0^T d\mathbf{x} d\mathbf{x}_0 = \int d\mathbf{x} d\mathbf{x}_0 d\boldsymbol{\theta} d\boldsymbol{\theta}_0 \frac{1}{(2\pi)^{2n}} \mathbf{x} \mathbf{x}_0^T \tilde{p}_{ss}(\boldsymbol{\theta}_0) \tilde{p}'_t(\boldsymbol{\theta}) e^{i\boldsymbol{\theta}_0 \cdot \mathbf{x}_0} e^{i\boldsymbol{\theta} \cdot (\mathbf{x} - \mathbf{x}_0)} \quad (\text{S5.40})$$

$$+ \int d\mathbf{x} d\mathbf{x}_0 d\boldsymbol{\theta} d\boldsymbol{\theta}_0 \frac{1}{(2\pi)^{2n}} \mathbf{x} \mathbf{x}_0^T \tilde{p}_{ss}(\boldsymbol{\theta}_0) \tilde{p}''_t(\boldsymbol{\theta}) e^{i\boldsymbol{\theta}_0 \cdot \mathbf{x}_0} e^{i\boldsymbol{\theta} \cdot \mathbf{x}} \quad (\text{S5.41})$$

The second integral can be written as:

$$\text{line (S5.41)} = \int d\mathbf{x} d\mathbf{x}_0 d\boldsymbol{\theta} d\boldsymbol{\theta}_0 \frac{-1}{(2\pi)^{2n}} \tilde{p}_{ss}(\boldsymbol{\theta}_0) \tilde{p}''_t(\boldsymbol{\theta}) \left( \frac{d}{d\boldsymbol{\theta}} e^{i\boldsymbol{\theta} \cdot \mathbf{x}} \right) \left( \frac{d}{d\boldsymbol{\theta}_0} e^{i\boldsymbol{\theta}_0 \cdot \mathbf{x}_0} \right)^T \quad [\mathbf{x} e^{i\boldsymbol{\theta} \cdot \mathbf{x}} = -i \frac{d}{d\boldsymbol{\theta}} e^{i\boldsymbol{\theta} \cdot \mathbf{x}}, \text{ etc.}] \quad (\text{S5.42})$$

$$= \int d\mathbf{x} d\mathbf{x}_0 d\boldsymbol{\theta} d\boldsymbol{\theta}_0 \frac{-1}{(2\pi)^{2n}} \left( \frac{d}{d\boldsymbol{\theta}} \tilde{p}''_t(\boldsymbol{\theta}) \right) \left( \frac{d}{d\boldsymbol{\theta}_0} \tilde{p}_{ss}(\boldsymbol{\theta}_0) \right)^T e^{i\boldsymbol{\theta}_0 \cdot \mathbf{x}_0} e^{i\boldsymbol{\theta} \cdot \mathbf{x}} \quad [\text{integration by parts, twice}] \quad (\text{S5.43})$$

$$= - \int d\boldsymbol{\theta} d\boldsymbol{\theta}_0 \left( \frac{d}{d\boldsymbol{\theta}} \tilde{p}''_t(\boldsymbol{\theta}) \right) \left( \frac{d}{d\boldsymbol{\theta}_0} \tilde{p}_{ss}(\boldsymbol{\theta}_0) \right)^T \delta(\boldsymbol{\theta}) \delta(\boldsymbol{\theta}_0) \quad [\text{integrate over } \mathbf{x} \text{ and } \mathbf{x}_0] \quad (\text{S5.44})$$

$$= - \left( \frac{d}{d\boldsymbol{\theta}} \tilde{p}''_t(\mathbf{0}) \right) \left( \frac{d}{d\boldsymbol{\theta}_0} \tilde{p}_{ss}(\mathbf{0}) \right)^T \quad [\text{contract } \delta \text{ functions}] \quad (\text{S5.45})$$

For the line Eq. (S5.40), we rewrite  $\mathbf{x}\mathbf{x}_0^T = (\mathbf{x} - \mathbf{x}_0)\mathbf{x}_0^T + \mathbf{x}_0\mathbf{x}_0^T$ :

$$\text{line (S5.40)} = \int d\mathbf{x}d\mathbf{x}_0 d\boldsymbol{\theta}d\boldsymbol{\theta}_0 \frac{1}{(2\pi)^{2n}} (\mathbf{x} - \mathbf{x}_0)\mathbf{x}_0^T \tilde{p}_{ss}(\boldsymbol{\theta}_0) \tilde{p}'_t(\boldsymbol{\theta}) e^{i\boldsymbol{\theta}_0 \cdot \mathbf{x}_0} e^{i\boldsymbol{\theta} \cdot (\mathbf{x} - \mathbf{x}_0)} \quad (\text{S5.46})$$

$$+ \int d\mathbf{x}d\mathbf{x}_0 d\boldsymbol{\theta}d\boldsymbol{\theta}_0 \frac{1}{(2\pi)^{2n}} \mathbf{x}_0\mathbf{x}_0^T \tilde{p}_{ss}(\boldsymbol{\theta}_0) \tilde{p}'_t(\boldsymbol{\theta}) e^{i\boldsymbol{\theta}_0 \cdot \mathbf{x}_0} e^{i\boldsymbol{\theta} \cdot (\mathbf{x} - \mathbf{x}_0)} \quad (\text{S5.47})$$

$$= - \left( \frac{d}{d\boldsymbol{\theta}} \tilde{p}'_t(\mathbf{0}) \right) \left( \frac{d}{d\boldsymbol{\theta}_0} \tilde{p}_{ss}(\mathbf{0}) \right)^T \quad [\text{changing variables, and same calculaiton as Eq. (S5.45)}] \quad (\text{S5.48})$$

$$+ \int d\mathbf{x}_0 d\boldsymbol{\theta}_0 \frac{1}{(2\pi)^n} \mathbf{x}_0\mathbf{x}_0^T \tilde{p}_{ss}(\boldsymbol{\theta}_0) \tilde{p}'_t(\mathbf{0}) e^{i\boldsymbol{\theta}_0 \cdot \mathbf{x}_0} \quad [\text{integrated over } \mathbf{x}, \text{ then } \boldsymbol{\theta}] \quad (\text{S5.49})$$

The integral can be further simplified into:

$$\int d\mathbf{x}_0 d\boldsymbol{\theta}_0 \frac{1}{(2\pi)^n} \mathbf{x}_{0,i} \mathbf{x}_{0,j} \tilde{p}_{ss}(\boldsymbol{\theta}_0) \tilde{p}'_t(\mathbf{0}) e^{i\boldsymbol{\theta}_0 \cdot \mathbf{x}_0} = \quad (\text{S5.50})$$

$$= - \int d\mathbf{x}_0 d\boldsymbol{\theta}_0 \frac{1}{(2\pi)^n} \tilde{p}_{ss}(\boldsymbol{\theta}_0) \tilde{p}'_t(\mathbf{0}) \frac{d^2}{d\boldsymbol{\theta}_{0,i} d\boldsymbol{\theta}_{0,j}} e^{i\boldsymbol{\theta}_0 \cdot \mathbf{x}_0} \quad [\text{insert } \mathbf{x}_{0,i} \mathbf{x}_{0,j} \text{ into derivative}] \quad (\text{S5.51})$$

$$= - \int d\mathbf{x}_0 d\boldsymbol{\theta}_0 \frac{1}{(2\pi)^n} e^{i\boldsymbol{\theta}_0 \cdot \mathbf{x}_0} \tilde{p}'_t(\mathbf{0}) \frac{d^2}{d\boldsymbol{\theta}_{0,i} d\boldsymbol{\theta}_{0,j}} \tilde{p}_{ss}(\boldsymbol{\theta}_0) \quad [\text{integration by parts, twice}] \quad (\text{S5.52})$$

$$= - \int d\boldsymbol{\theta}_0 \delta(\boldsymbol{\theta}_0) \tilde{p}'_t(\mathbf{0}) \frac{d^2}{d\boldsymbol{\theta}_{0,i} d\boldsymbol{\theta}_{0,j}} \tilde{p}_{ss}(\boldsymbol{\theta}_0) \quad [\text{integrate over } \mathbf{x}_0, \text{ resulting in } \delta(\boldsymbol{\theta}_0)] \quad (\text{S5.53})$$

$$= - \tilde{p}'_t(\mathbf{0}) \frac{d^2}{d\boldsymbol{\theta}_{0,i} d\boldsymbol{\theta}_{0,j}} \tilde{p}_{ss}(\mathbf{0}) \quad [\text{contracting } \delta \text{ function}] \quad (\text{S5.54})$$

$$= - \tilde{p}'_t(\mathbf{0}) \left( \frac{d^2}{d\boldsymbol{\theta}^2} \tilde{p}_{ss}(\mathbf{0}) \right)_{ij} \quad [\text{see the definition of Hessian Eq. (S5.5)}] \quad (\text{S5.55})$$

Combining Equations (S5.45, S5.48, S5.55, S5.17), we finally get

$$\mathbf{C}_F(t) = \frac{1}{N} \mathbf{A} \left[ \left( \frac{d}{d\boldsymbol{\theta}} \tilde{p}_{ss}(\mathbf{0}) - \frac{d}{d\boldsymbol{\theta}} \tilde{p}'_t(\mathbf{0}) - \frac{d}{d\boldsymbol{\theta}} \tilde{p}''_t(\mathbf{0}) \right) \left( \frac{d}{d\boldsymbol{\theta}} \tilde{p}_{ss}(\mathbf{0}) \right)^T - \tilde{p}'_t(\mathbf{0}) \left( \frac{d^2}{d\boldsymbol{\theta}^2} \tilde{p}_{ss}(\mathbf{0}) \right) \right] \mathbf{A}^T \quad (\text{S5.56})$$

Recall definitions (S5.38, S5.39), then:

$$\tilde{p}'_t(\mathbf{0}) = e^{-k_u t} \quad (\text{S5.57})$$

$$\frac{d}{d\boldsymbol{\theta}} \tilde{p}'_t(\mathbf{0}) = -i \mathbf{J} t e^{-k_u t} \quad (\text{S5.58})$$

$$\frac{d}{d\boldsymbol{\theta}} \tilde{p}''_t(\mathbf{0}) = - \frac{i}{1 + \mathcal{Z}} \frac{\mathbf{k}_b^{(1)} + \mathcal{Z} \mathbf{J}}{k_u} (1 - e^{-k_u t}) \quad (\text{S5.59})$$

$$- \frac{i}{1 + \mathcal{Z}} \frac{\mathbf{k}_b^{(1)} - \mathbf{J}}{\mathcal{Z} k_u} \left( e^{-k_u(1+\mathcal{Z})t} - e^{-k_u t} \right) \quad (\text{S5.60})$$

$$+ i \mathbf{J} t e^{-k_u t} \quad (\text{S5.61})$$

Thus, the autocorrelation function reads:

$$\mathbf{C}_F(t) = \frac{1}{N} \mathbf{A} \left[ \mathbf{K}_b^{(2)} \frac{e^{-k_u t}}{k_u(1 + \mathcal{Z})} - \mathbf{k}_b^{(1)} \mathbf{k}_b^{(1)T} \frac{1}{k_u^2(1 + \mathcal{Z})\mathcal{Z}} \left( e^{-k_u t} - \frac{e^{-k_u(1+\mathcal{Z})t}}{1 + \mathcal{Z}} \right) \right. \quad (\text{S5.62})$$

$$\left. + \left( \mathbf{k}_b^{(1)} \mathbf{J}^T + \mathbf{J} \mathbf{k}_b^{(1)T} \right) \frac{e^{-k_u(1+\mathcal{Z})t}}{k_u^2(1 + \mathcal{Z})^2} + \mathbf{J} \mathbf{k}_b^{(1)T} \frac{e^{-k_u t} - e^{-k_u(1+\mathcal{Z})t}}{k_u^2 \mathcal{Z}(1 + \mathcal{Z})} \right. \quad (\text{S5.63})$$

$$\left. + \mathbf{J} \mathbf{J}^T \frac{1}{k_u^2} \left( e^{-k_u t} - \frac{e^{-k_u(1+\mathcal{Z})t}}{(1 + \mathcal{Z})^2} \right) \right] \mathbf{A}^T \quad (\text{S5.64})$$

With a similar but somewhat simpler calculation, we compute the cross-correlation function between the processes  $\hat{\phi}(t)$  and  $\hat{\mathbf{F}}(t)$ :

$$\mathbf{C}_{F\phi}(t) = \left\langle \hat{\mathbf{F}}(t) \hat{\phi}(0) \right\rangle - \bar{\mathbf{F}} \bar{\phi} \quad (\text{S5.65})$$



Substituting Eqs. (S2.1a) and (S2.1b), we obtain:

$$\mathbf{C}_{\mathbf{F}\phi}(t) = \frac{1}{N} \left( -\bar{\phi} \bar{\mathbf{F}} + \int \langle M_t(\mathbf{x}) M_0(\mathbf{x}_0) \rangle \mathbf{A} \mathbf{x} \, d\mathbf{x} \, d\mathbf{x}_0 \right) \quad (\text{S5.66})$$

Evaluating the integral:

$$\int \langle M_t(\mathbf{x}) M_0(\mathbf{x}_0) \rangle \mathbf{x} \, d\mathbf{x} \, d\mathbf{x}_0 = \int d\mathbf{x} \, d\mathbf{x}_0 \, p_{\text{ss}}(\mathbf{x}_0) p_t(\mathbf{x} | \mathbf{x}_0) \mathbf{x} \quad (\text{S5.67})$$

$$= \int d\mathbf{x} d\mathbf{x}_0 \, d\boldsymbol{\theta} d\boldsymbol{\theta}_0 \, \frac{1}{(2\pi)^{2n}} \mathbf{x} \, \tilde{p}_{\text{ss}}(\boldsymbol{\theta}_0) \tilde{p}_t(\boldsymbol{\theta} | \mathbf{x}_0) \, e^{i\boldsymbol{\theta}_0 \cdot \mathbf{x}_0} e^{i\boldsymbol{\theta} \cdot \mathbf{x}} \quad (\text{S5.68})$$

$$= \int d\mathbf{x} d\mathbf{x}_0 \, d\boldsymbol{\theta} d\boldsymbol{\theta}_0 \, \frac{1}{(2\pi)^{2n}} ((\mathbf{x} - \mathbf{x}_0) + \mathbf{x}_0) \, \tilde{p}_{\text{ss}}(\boldsymbol{\theta}_0) \tilde{p}'_t(\boldsymbol{\theta}) \, e^{i\boldsymbol{\theta}_0 \cdot \mathbf{x}_0} e^{i\boldsymbol{\theta} \cdot (\mathbf{x} - \mathbf{x}_0)} \quad (\text{S5.69})$$

$$+ \int d\mathbf{x} d\mathbf{x}_0 \, d\boldsymbol{\theta} d\boldsymbol{\theta}_0 \, \frac{1}{(2\pi)^{2n}} \mathbf{x} \, \tilde{p}_{\text{ss}}(\boldsymbol{\theta}_0) \tilde{p}''_t(\boldsymbol{\theta}) \, e^{i\boldsymbol{\theta}_0 \cdot \mathbf{x}_0} e^{i\boldsymbol{\theta} \cdot \mathbf{x}} \quad (\text{S5.70})$$

where we decomposed  $\tilde{p}_t(\boldsymbol{\theta} | \mathbf{x}_0)$  as in Eq. (S5.37). Using the same methods employed in the calculation of  $\mathbf{C}_{\mathbf{F}}(t)$ , we simplify:

$$\text{line (S5.69)} = i \left( \frac{d}{d\boldsymbol{\theta}} \tilde{p}'_t(\mathbf{0}) \right) \tilde{p}_{\text{ss}}(\mathbf{0}) + i \tilde{p}'_t(\mathbf{0}) \left( \frac{d}{d\boldsymbol{\theta}} \tilde{p}_{\text{ss}}(\mathbf{0}) \right) \quad (\text{S5.71})$$

$$\text{line (S5.70)} = i \left( \frac{d}{d\boldsymbol{\theta}} \tilde{p}''_t(\mathbf{0}) \right) \tilde{p}_{\text{ss}}(\mathbf{0}) \quad (\text{S5.72})$$

Thus, combining these results with Eqs. (S5.2), (S5.11) and (S5.17), Eq. (S5.66) becomes:

$$\mathbf{C}_{\mathbf{F}\phi}(t) = \frac{i}{N} \mathbf{A} \left[ \left( \frac{d}{d\boldsymbol{\theta}} \tilde{p}'_t(\mathbf{0}) + \frac{d}{d\boldsymbol{\theta}} \tilde{p}''_t(\mathbf{0}) - \frac{d}{d\boldsymbol{\theta}} \tilde{p}_{\text{ss}}(\mathbf{0}) \right) \tilde{p}_{\text{ss}}(\mathbf{0}) + \tilde{p}'_t(\mathbf{0}) \left( \frac{d}{d\boldsymbol{\theta}} \tilde{p}_{\text{ss}}(\mathbf{0}) \right) \right] \quad (\text{S5.73})$$

$$= \frac{\mathbf{A}}{N} \left[ \frac{\mathbf{k}_b^{(1)}}{k_u(1+\mathcal{Z})^2} e^{-k_u(1+\mathcal{Z})t} + \frac{\mathbf{J}}{k_u(1+\mathcal{Z})} \left( e^{-k_u t} - \frac{e^{-k_u(1+\mathcal{Z})t}}{1+\mathcal{Z}} \right) \right] \quad (\text{S5.74})$$

where in the last line we used equations (S5.38, S5.39, S5.2). With symmetry arguments, we obtain the other cross correlation function:

$$\mathbf{C}_{\mathbf{F}\phi}(-t) \equiv C_{\phi\mathbf{F}}(t) = \langle \phi(t) \mathbf{F}(0) \rangle - \bar{\mathbf{F}} \bar{\phi} \quad (\text{S5.75})$$

$$= \frac{1}{N} \left( -\bar{\phi} \langle \mathbf{F} \rangle + \int \langle M_t(\mathbf{x}) M_0(\mathbf{x}_0) \rangle \mathbf{A} \mathbf{x}_0 \, d\mathbf{x} \, d\mathbf{x}_0 \right) \quad (\text{S5.76})$$

$$= \frac{\mathbf{A}}{N} \frac{\mathbf{k}_b^{(1)} + \mathcal{Z} \mathbf{J}}{k_u(1+\mathcal{Z})^2} e^{-k_u(1+\mathcal{Z})t} \quad (\text{S5.77})$$

## §6. SUMMARY OF THE RESULTS

We summarize the correlation functions derived above along with their corresponding spectral densities. Additionally, we extend these functions to include negative arguments.

Equations (S5.29, S5.74, S5.77, S5.64) are summarized as follows:

$$C_\phi(t) = \frac{1}{N} \frac{\mathcal{Z}}{(1 + \mathcal{Z})^2} e^{-k_u(\mathcal{Z}+1)t} \quad (\text{S6.1})$$

$$C_{\mathbf{F}\phi}(t) = \frac{\mathbf{A}}{N} \left[ \frac{\mathbf{k}_b^{(1)}}{k_u(1 + \mathcal{Z})^2} e^{-k_u(1+\mathcal{Z})t} + \frac{\mathbf{J}}{k_u(1 + \mathcal{Z})} \left( e^{-k_u t} - \frac{e^{-k_u(1+\mathcal{Z})t}}{1 + \mathcal{Z}} \right) \right] \quad (\text{S6.2})$$

$$C_{\phi\mathbf{F}}(t) = \frac{\mathbf{A}}{N} \frac{\mathbf{k}_b^{(1)} + \mathcal{Z}\mathbf{J}}{k_u(1 + \mathcal{Z})^2} e^{-k_u(1+\mathcal{Z})t} \quad (\text{S6.3})$$

$$C_{\mathbf{F}}(t) = \frac{1}{N} \mathbf{A} \left[ \mathbf{K}_b^{(2)} \frac{e^{-k_u t}}{k_u(1 + \mathcal{Z})} \right. \quad (\text{S6.4})$$

$$\left. - \mathbf{k}_b^{(1)} \mathbf{k}_b^{(1)\text{T}} \frac{1}{k_u^2(1 + \mathcal{Z})\mathcal{Z}} \left( e^{-k_u t} - \frac{e^{-k_u(1+\mathcal{Z})t}}{1 + \mathcal{Z}} \right) \right. \quad (\text{S6.5})$$

$$\left. + \mathbf{J}\mathbf{J}^T \frac{1}{k_u^2} \left( e^{-k_u t} - \frac{e^{-k_u(1+\mathcal{Z})t}}{(1 + \mathcal{Z})^2} \right) \right. \quad (\text{S6.6})$$

$$\left. + \mathbf{k}_b^{(1)} \mathbf{J}^T \frac{e^{-k_u(1+\mathcal{Z})t}}{k_u^2(1 + \mathcal{Z})^2} \right. \quad (\text{S6.7})$$

$$\left. + \mathbf{J}\mathbf{k}_b^{(1)\text{T}} \left( \frac{e^{-k_u t}}{k_u^2\mathcal{Z}(1 + \mathcal{Z})} - \frac{e^{-k_u(1+\mathcal{Z})t}}{k_u^2\mathcal{Z}(1 + \mathcal{Z})^2} \right) \right] \mathbf{A}^T \quad (\text{S6.8})$$

Now, a bit simplified:

$$C_\phi(t) = \frac{1}{N} \frac{\mathcal{Z}}{(1 + \mathcal{Z})^2} e^{-k_u(\mathcal{Z}+1)t} \quad (\text{S6.9})$$

$$C_{\mathbf{F}\phi}(t) = \frac{\mathbf{A}}{N} \left[ \frac{\mathbf{k}_b^{(1)} - \mathbf{J}}{k_u(1 + \mathcal{Z})^2} e^{-k_u(1+\mathcal{Z})t} + \frac{\mathbf{J}}{k_u(1 + \mathcal{Z})} e^{-k_u t} \right] \quad (\text{S6.10})$$

$$C_{\phi\mathbf{F}}(t) = \frac{\mathbf{A}}{N} \left[ \frac{\mathbf{k}_b^{(1)} - \mathbf{J}}{k_u(1 + \mathcal{Z})^2} e^{-k_u(1+\mathcal{Z})t} + \frac{\mathbf{J}}{k_u(1 + \mathcal{Z})} e^{-k_u(1+\mathcal{Z})t} \right] \quad (\text{S6.11})$$

$$C_{\mathbf{F}}(t) = \frac{1}{N} \mathbf{A} \left[ \mathbf{K}_b^{(2)} \frac{e^{-k_u t}}{k_u(1 + \mathcal{Z})} \right. \quad (\text{S6.12})$$

$$\left. + (\mathbf{k}_b^{(1)} - \mathbf{J})(\mathbf{k}_b^{(1)} - \mathbf{J})^T \frac{e^{-k_u(1+\mathcal{Z})t}}{k_u^2\mathcal{Z}(1 + \mathcal{Z})^2} \right. \quad (\text{S6.13})$$

$$\left. + (\mathbf{k}_b^{(1)} - \mathbf{J})\mathbf{J}^T \frac{e^{-k_u(1+\mathcal{Z})t}}{k_u^2\mathcal{Z}(1 + \mathcal{Z})} \right. \quad (\text{S6.14})$$

$$\left. - (\mathbf{k}_b^{(1)} - \mathbf{J})\mathbf{k}_b^{(1)\text{T}} \frac{e^{-k_u t}}{k_u^2\mathcal{Z}(1 + \mathcal{Z})} \right. \quad (\text{S6.15})$$

$$\left. + \mathbf{J}\mathbf{J}^T \frac{1}{k_u^2} e^{-k_u t} \right] \mathbf{A}^T \quad (\text{S6.16})$$

These expressions are initially derived for positive  $t$ . Using the time-translation invariance of the steady state, we extend them to negative times:

$$C_\phi(-t) = \langle \phi(-t)\phi(0) \rangle = \langle \phi(0)\phi(t) \rangle = C_\phi(t) \quad (\text{S6.17})$$

$$C_{\mathbf{F}\phi}(-t) = \langle \mathbf{F}(-t)\phi(0) \rangle = \langle \mathbf{F}(0)\phi(t) \rangle = C_{\mathbf{F}\phi}(t) \quad (\text{S6.18})$$

$$C_{\phi\mathbf{F}}(-t) = C_{\mathbf{F}\phi}(t) \quad (\text{S6.19})$$

$$C_{\mathbf{F}}(-t) = \langle \mathbf{F}(-t)\mathbf{F}(0)^T \rangle = \langle \mathbf{F}(0)\mathbf{F}(t)^T \rangle = C_{\mathbf{F}}(t)^T \quad (\text{S6.20})$$

Thus, the correlation functions are valid for all  $t$ . The corresponding spectral densities (the Fourier transform of the

autocorrelation function) are:

$$S_\phi(\omega) = \frac{1}{N} \frac{\mathcal{Z}}{1 + \mathcal{Z}} \frac{2k_u}{k_u^2(1 + \mathcal{Z})^2 + \omega^2} \quad (\text{S6.21a})$$

$$S_{\mathbf{F}\phi}(\omega) = \frac{1}{N} \frac{1}{1 + \mathcal{Z}} \frac{1}{k_u^2(1 + \mathcal{Z})^2 + \omega^2} \mathbf{A} \left[ 2\mathbf{k}_b^{(1)} + \mathcal{Z}\mathbf{J} \left( 1 + \frac{k_u(2 + \mathcal{Z})}{k_u + i\omega} \right) \right] \quad (\text{S6.21b})$$

$$S_{\phi\mathbf{F}}(\omega) = \frac{1}{N} \frac{1}{1 + \mathcal{Z}} \frac{1}{k_u^2(1 + \mathcal{Z})^2 + \omega^2} \mathbf{A} \left[ 2\mathbf{k}_b^{(1)} + \mathcal{Z}\mathbf{J} \left( 1 + \frac{k_u(2 + \mathcal{Z})}{k_u - i\omega} \right) \right] \quad (\text{S6.21c})$$

$$S_{\mathbf{F}}(\omega) = \mathbf{A} \left\{ \frac{2\mathbf{K}_b^{(2)}}{N(1 + \mathcal{Z})} \frac{1}{k_u^2 + \omega^2} \right. \quad (\text{S6.21d})$$

$$- \frac{2\mathbf{k}_b^{(1)}\mathbf{k}_b^{(1)\text{T}}}{N\mathcal{Z}(1 + \mathcal{Z})k_u} \left[ \frac{1}{k_u^2 + \omega^2} - \frac{1}{k_u^2(1 + \mathcal{Z})^2 + \omega^2} \right] \quad (\text{S6.21e})$$

$$+ \frac{\mathbf{k}_b^{(1)}\mathbf{J}^{\text{T}} + \mathbf{J}\mathbf{k}_b^{(1)\text{T}}}{Nk_u(1 + \mathcal{Z})\mathcal{Z}} \left[ \frac{1}{k_u^2 + \omega^2} + \frac{\mathcal{Z} - 1}{k_u^2(1 + \mathcal{Z})^2 + \omega^2} \right] \quad (\text{S6.21f})$$

$$+ \frac{\mathbf{k}_b^{(1)}\mathbf{J}^{\text{T}} - \mathbf{J}\mathbf{k}_b^{(1)\text{T}}}{Nk_u^2(1 + \mathcal{Z})\mathcal{Z}} \left[ \frac{i\omega}{k_u^2 + \omega^2} - \frac{i\omega}{k_u^2(1 + \mathcal{Z})^2 + \omega^2} \right] \quad (\text{S6.21g})$$

$$+ \frac{2\mathbf{J}\mathbf{J}^{\text{T}}}{Nk_u(1 + \mathcal{Z})} \left[ \frac{1 + \mathcal{Z}}{k_u^2 + \omega^2} - \frac{1}{k_u^2(1 + \mathcal{Z})^2 + \omega^2} \right] \left. \right\} \mathbf{A}^{\text{T}} \quad (\text{S6.21h})$$

Recall that  $\mathbf{F} = (\boldsymbol{\sigma}, \mathbf{H})$ , thus, the spectral density of the stress tensor  $\boldsymbol{\sigma}$  is given by the upper left block of the matrix  $S_{\mathbf{F}}(\omega)$ :

$$S_{\alpha\beta\mu\nu}^{\sigma}(\omega) = 4\eta k_B T \frac{k_u^2}{k_u^2 + \omega^2} \frac{1}{V} \mathbf{T}_{\alpha\beta\mu\nu}^{(\text{iso})} \quad (\text{S6.22})$$

$$+ \frac{2k_u}{\rho V(1 + \mathcal{Z})} \frac{1}{k_u^2 + \omega^2} \left[ \begin{array}{c} \rho k_B T \mu \Omega_0 \mathbf{T}_{\alpha\beta\mu\nu}^{(\text{iso})} \\ -\mu^2 \Omega_{\alpha\beta\mu\nu}^{uu} - \mu D \left( \Omega_{\alpha\beta\mu\nu}^{uq} + \Omega_{\alpha\beta\mu\nu}^{qu} \right) - D^2 \Omega_{\alpha\beta\mu\nu}^{qq} \end{array} \right] \quad (\text{S6.23})$$

$$- \frac{2k_u(\mu\Omega_u + D\Omega_q)^2}{\rho V\mathcal{Z}(1 + \mathcal{Z})} \left[ \frac{1}{k_u^2 + \omega^2} - \frac{1}{k_u^2(1 + \mathcal{Z})^2 + \omega^2} \right] Q_{\alpha\beta} Q_{\mu\nu} \quad (\text{S6.24})$$

$$- \frac{(\mu\Omega_u + D\Omega_q)}{\rho V(1 + \mathcal{Z})\mathcal{Z}} \left[ \frac{1}{k_u^2 + \omega^2} + \frac{\mathcal{Z} - 1}{k_u^2(1 + \mathcal{Z})^2 + \omega^2} \right] \left[ \begin{array}{c} \mu(Q_{\alpha\beta}v_{\mu\nu} + v_{\alpha\beta}Q_{\mu\nu}) \\ + D(Q_{\alpha\beta}\dot{Q}_{\mu\nu} + \dot{Q}_{\alpha\beta}Q_{\mu\nu}) \end{array} \right] \quad (\text{S6.25})$$

$$- \frac{(\mu\Omega_u + D\Omega_q)}{\rho V(1 + \mathcal{Z})\mathcal{Z}k_u} \left[ \frac{i\omega}{k_u^2 + \omega^2} - \frac{i\omega}{k_u^2(1 + \mathcal{Z})^2 + \omega^2} \right] \left[ \begin{array}{c} \mu(Q_{\alpha\beta}v_{\mu\nu} - v_{\alpha\beta}Q_{\mu\nu}) \\ + D(Q_{\alpha\beta}\dot{Q}_{\mu\nu} - \dot{Q}_{\alpha\beta}Q_{\mu\nu}) \end{array} \right] \quad (\text{S6.26})$$

$$+ \frac{2}{\rho V k_u(1 + \mathcal{Z})} \left[ \frac{1 + \mathcal{Z}}{k_u^2 + \omega^2} - \frac{1}{k_u^2(1 + \mathcal{Z})^2 + \omega^2} \right] \left[ \begin{array}{c} \mu^2 v_{\alpha\beta}v_{\mu\nu} + D^2 \dot{Q}_{\alpha\beta}\dot{Q}_{\mu\nu} + \\ + \mu D(v_{\alpha\beta}\dot{Q}_{\mu\nu} + \dot{Q}_{\alpha\beta}v_{\mu\nu}) \end{array} \right] \quad (\text{S6.27})$$

## §7. NOISE IN HYDRODYNAMIC EQUATION

In the previous sections we calculated the correlation functions of the macroscopic observables. On the other hand, we want to have a (stochastic) differential equation that models these correlations. In §3.2 we introduced a random noise to the hydrodynamic equations; recall Eq. (S3.9) below:

$$\left( 1 + \frac{1}{k_u} \frac{d}{dt} \right) \hat{\mathbf{F}} = (1 - \hat{\phi}) \mathbf{A} \boldsymbol{\Omega}_{\mathbf{x}} + \frac{\hat{\phi}}{k_u} \mathbf{A} \mathbf{J} + \hat{\boldsymbol{\xi}}(t) \quad (\text{S7.1})$$

where quantities with  $\hat{\phantom{x}}$  fluctuate. Here,  $\hat{\boldsymbol{\xi}}(t)$  is the noise term that generates the fluctuations of the macroscopic observables. In this section, we derive the spectrum of the noise  $\hat{\boldsymbol{\xi}}(t)$  that reproduces the observed fluctuations of  $\hat{\mathbf{F}}$  and  $\hat{\phi}$ .

We may derive the spectrum of the noise directly from its mesoscopic expression (S3.11). This is more complicated than the approach we take here, but it is equivalent.

As we mentioned above, we fix the spectrum of the noise  $\hat{\xi}(t)$  such that the fluctuation spectrum of  $\hat{\mathbf{F}}$  and  $\hat{\phi}$  are given by (S6.21). We will express the spectral density of the noise in terms of the spectral densities of  $\hat{\mathbf{F}}$  and  $\hat{\phi}$ .

We will work with zero-mean variables

$$\delta\hat{\mathbf{F}}(t) = \hat{\mathbf{F}}(t) - \bar{\mathbf{F}} \quad \hat{\phi}(t) - \bar{\phi} + \delta\hat{\phi}(t) \quad (\text{S7.2})$$

because the autocorrelation functions take simpler forms, for example:  $C_{\mathbf{F}\phi}(t) = \langle \delta\hat{\mathbf{F}}(t)\delta\hat{\phi}(0) \rangle$ , etc. In terms of these variables, Eq. (S7.1) becomes:

$$\left(1 + \frac{1}{k_u} \frac{d}{dt}\right) \delta\hat{\mathbf{F}} = -\delta\hat{\phi} \frac{1}{k_u} \mathbf{A}(\mathbf{k}_b^{(1)} - \mathbf{J}) + \xi(t) \quad (\text{S7.3})$$

Take the Fourier transform of this and solve for the noise  $\hat{\xi}_\omega$ :

$$\hat{\xi}_\omega = \frac{1}{k_u} \left( (k_u + i\omega) \delta\hat{\mathbf{F}}_\omega + \mathbf{A}(\mathbf{k}_b^{(1)} - \mathbf{J}) \delta\hat{\phi}_\omega \right) \quad (\text{S7.4})$$

Next, consider the autocorrelation of the fourier transformed noise:

$$\langle \hat{\xi}_\omega \hat{\xi}_{\omega'} \rangle = \frac{1}{k_u^2} \left( (k_u + i\omega)(k_u + i\omega') \langle \delta\hat{\mathbf{F}}_\omega \delta\hat{\mathbf{F}}_{\omega'}^T \rangle + \mathbf{A}(\mathbf{k}_b^{(1)} - \mathbf{J})(\mathbf{k}_b^{(1)} - \mathbf{J})^T \mathbf{A}^T \langle \delta\hat{\phi}_\omega \delta\hat{\phi}_{\omega'} \rangle \right) \quad (\text{S7.5})$$

$$+ (k_u + i\omega) \langle \delta\hat{\mathbf{F}}_\omega \delta\hat{\phi}_{\omega'} \rangle (\mathbf{k}_b^{(1)} - \mathbf{J})^T \mathbf{A}^T + (k_u + i\omega') \mathbf{A}(\mathbf{k}_b^{(1)} - \mathbf{J}) \langle \delta\hat{\phi}_\omega \delta\hat{\mathbf{F}}_{\omega'}^T \rangle \quad (\text{S7.6})$$

Using the Wiener-Khinchin theorem (see Section E), we relate the above averages to the corresponding spectral densities:

$$S_\xi(\omega) = \frac{1}{k_u^2} \left( (k_u^2 + \omega^2) S_{\mathbf{F}}(\omega) + \mathbf{A}(\mathbf{k}_b^{(1)} - \mathbf{J})(\mathbf{k}_b^{(1)} - \mathbf{J})^T \mathbf{A}^T S_\phi(\omega) \right) \quad (\text{S7.7})$$

$$+ (k_u + i\omega) S_{\mathbf{F}\phi}(\omega) (\mathbf{k}_b^{(1)} - \mathbf{J})^T \mathbf{A}^T + (k_u - i\omega) \mathbf{A}(\mathbf{k}_b^{(1)} - \mathbf{J}) S_{\phi\mathbf{F}}(\omega)^T \quad (\text{S7.8})$$

Substituting the spectral densities from Eq. (S6.21), we obtain:

$$S_\xi(\omega) = \frac{2}{Nk_u^2(1 + \mathcal{Z})} \mathbf{A} \left( \mathbf{K}_b^{(2)} + \frac{\mathcal{Z}}{k_u} \mathbf{J}\mathbf{J}^T + \frac{1}{2k_u} \left( \mathbf{J}\mathbf{k}_b^{(1)T} + \mathbf{k}_b^{(1)} \mathbf{J}^T \right) \right) \mathbf{A}^T \quad (\text{S7.9})$$

Thus, the autocorrelation function of the noise  $\xi(t)$  is:

$$\langle \xi(t) \xi(t')^T \rangle = \frac{2}{Nk_u^2(1 + \mathcal{Z})} \mathbf{A} \left( \mathbf{K}_b^{(2)} + \frac{\mathcal{Z}}{k_u} \mathbf{J}\mathbf{J}^T + \frac{1}{2k_u} \left( \mathbf{J}\mathbf{k}_b^{(1)T} + \mathbf{k}_b^{(1)} \mathbf{J}^T \right) \right) \mathbf{A}^T \delta(t - t') \quad (\text{S7.10})$$

Note that the noise amplitude is always positive definite:

$$\left( \mathbf{K}_b^{(2)} + \frac{\mathcal{Z}}{k_u} \mathbf{J}\mathbf{J}^T + \frac{1}{k_u} \left( \mathbf{J}\mathbf{k}_b^{(1)T} + \mathbf{k}_b^{(1)} \mathbf{J}^T \right) \right) = \int (\mathbf{x} + \frac{1}{k_u} \mathbf{J})(\mathbf{x} + \frac{1}{k_u} \mathbf{J})^T k_b(\mathbf{x}) d\mathbf{x} \quad (\text{S7.11})$$

Finally, we infer the autocorrelation of noise in the stress. Writing  $\xi = (\xi^\sigma, \xi^H)$ , we have:

$$\langle \xi_{\alpha\beta}^\sigma(t) \xi_{\mu\nu}^\sigma(t') \rangle = \Lambda_{\alpha\beta\mu\nu}^\sigma \frac{1}{V} \delta(t - t') \quad (\text{S7.12})$$

where

$$\Lambda_{\alpha\beta\mu\nu}^\sigma = 4\eta k_B T T_{\alpha\beta\mu\nu}^{(\text{iso})} + \frac{2}{\rho k_u^3(1 + \mathcal{Z})} \times \left\{ \quad (\text{S7.13}) \right.$$

$$k_u^2 \left[ \rho k_B T \mu \Omega_0 T_{\alpha\beta\mu\nu}^{(\text{iso})} + \mu^2 \Omega_{\alpha\beta\mu\nu}^{uu} + \mu D \left( \Omega_{\alpha\beta\mu\nu}^{uq} + \Omega_{\alpha\beta\mu\nu}^{qu} \right) + D^2 \Omega_{\alpha\beta\mu\nu}^{qq} \right] \quad (\text{S7.14})$$

$$+ k_u (\mu \Omega_u + D \Omega_q) \left[ \mu (Q_{\alpha\beta} v_{\mu\nu} + v_{\alpha\beta} Q_{\mu\nu}) + D (Q_{\alpha\beta} \dot{Q}_{\mu\nu} + \dot{Q}_{\alpha\beta} Q_{\mu\nu}) \right] \quad (\text{S7.15})$$

$$+ \mathcal{Z} \left[ \mu^2 v_{\alpha\beta} v_{\mu\nu} + D^2 \dot{Q}_{\alpha\beta} \dot{Q}_{\mu\nu} + \mu D (v_{\alpha\beta} \dot{Q}_{\mu\nu} + \dot{Q}_{\alpha\beta} v_{\mu\nu}) \right] \quad \left. \right\} \quad (\text{S7.16})$$

where

$$\Omega_{\alpha\beta\mu\nu}^{uu} = \int \Omega(\mathbf{u}, \mathbf{q}) u_{\alpha\beta} u_{\mu\nu} g(\mathbf{u}, \mathbf{q}) d\mathbf{u} d\mathbf{q} = \sum_{i=0}^2 \Omega_{uu}^{(i)} \mathsf{T}_{\alpha\beta\mu\nu}^{(i)} \quad (\text{S7.17})$$

$$\Omega_{\alpha\beta\mu\nu}^{uq} = \int \Omega(\mathbf{u}, \mathbf{q}) u_{\alpha\beta} q_{\mu\nu} g(\mathbf{u}, \mathbf{q}) d\mathbf{u} d\mathbf{q} = \sum_{i=0}^4 \Omega_{uq}^{(i)} \mathsf{T}_{\alpha\beta\mu\nu}^{(i)} \quad (\text{S7.18})$$

$$\Omega_{\alpha\beta\mu\nu}^{qu} = \int \Omega(\mathbf{u}, \mathbf{q}) q_{\alpha\beta} u_{\mu\nu} g(\mathbf{u}, \mathbf{q}) d\mathbf{u} d\mathbf{q} = \Omega_{\mu\nu\alpha\beta}^{uq} \quad (\text{S7.19})$$

$$\Omega_{\alpha\beta\mu\nu}^{qq} = \int \Omega(\mathbf{u}, \mathbf{q}) q_{\alpha\beta} q_{\mu\nu} g(\mathbf{u}, \mathbf{q}) d\mathbf{u} d\mathbf{q} = \sum_{i=0}^2 \Omega_{qq}^{(i)} \mathsf{T}_{\alpha\beta\mu\nu}^{(i)} \quad (\text{S7.20})$$

## §8. PASSIVE, EQUILIBRIUM CASE

In the absence of activity, where  $\mathbf{k}_b^{(1)} \propto \boldsymbol{\Omega}_x = 0$ , and under equilibrium conditions with no fluxes ( $\mathbf{J} = 0$ ), the noise correlation is given by:

$$\langle \boldsymbol{\xi}(t) \boldsymbol{\xi}(t')^T \rangle = \frac{2}{N k_u^2 (1 + \mathcal{Z})} \mathbf{A} \mathbf{K}_b^{(2)} \mathbf{A}^T \delta(t - t') \quad (\text{S8.1})$$

From Eq. (S5.10) and Eq. (S1.2),  $\mathbf{K}_b^{(2)}$  is defined as:

$$\mathbf{K}_b^{(2)} = \int \mathbf{x} \mathbf{x}^T k_b(\mathbf{x}) d\mathbf{x} = \int \mathbf{x} \mathbf{x}^T k_u e^{-\beta(\epsilon_0 + \frac{1}{\rho} f(\mathbf{x}))} d\mathbf{x} = k_u \mathcal{Z} \rho T \mathbf{A}^{-1} \quad (\text{S8.2})$$

Thus, the noise correlation simplifies to:

$$\langle \boldsymbol{\xi}(t) \boldsymbol{\xi}(t')^T \rangle = 2 \frac{\bar{\phi}}{k_u} \mathbf{A} T \frac{1}{V} \delta(t - t') \quad (\text{S8.3})$$

The noise in stress, considering the definition of  $\mathbf{A}$  from Eq. (S1.5), is:

$$\langle \boldsymbol{\xi}_{\alpha\beta}^\sigma(t) \boldsymbol{\xi}_{\mu\nu}^\sigma(t')^T \rangle = 4 \frac{\bar{\phi} \mu}{2 k_u} T \frac{1}{V} \delta(t - t') \mathsf{T}_{\alpha\beta\mu\nu}^{(\text{iso})} \quad (\text{S8.4})$$

$$= 4 \eta T \frac{1}{V} \delta(t - t') \mathsf{T}_{\alpha\beta\mu\nu}^{(\text{iso})} \quad (\text{S8.5})$$

This result aligns with our previous equilibrium findings in Eq. (F1) and the Fluctuation-Dissipation Theorem (see Section F).

## §9. WHY IS THIS SO COMPLICATED?

The above results are essentially the same expressions compactly written in Eq. (30) and Eq. (33) in main text. Note that these expressions contain a different exponential decaying function, which comes from matrix exponential  $e^{-Mt}$  in Eq. (30). Ultimately, the white spectrum of the noise is more convincing from the calculation in the main text.

The approach presented in this section was our initial method for deriving the results. Although more complex, it is robust and could potentially allow for the calculation of higher moments of the stochastic process, which we do not cover in this paper.