

AWGFORMER: ADAPTIVE WAVELET-GUIDED TRANSFORMER FOR MULTI-RESOLUTION TIME SERIES FORECASTING

Wei Li

School of Computer Engineering and Science, Shanghai University, Shanghai, China

ABSTRACT

Time series forecasting requires capturing patterns across multiple temporal scales while maintaining computational efficiency. This paper introduces AWGformer, a novel architecture that integrates adaptive wavelet decomposition with cross-scale attention mechanisms for enhanced multi-variate time series prediction. Our approach comprises: (1) an Adaptive Wavelet Decomposition Module (AWDM) that dynamically selects optimal wavelet bases and decomposition levels based on signal characteristics; (2) a Cross-Scale Feature Fusion (CSFF) mechanism that captures interactions between different frequency bands through learnable coupling matrices; (3) a Frequency-Aware Multi-Head Attention (FAMA) module that weights attention heads according to their frequency selectivity; (4) a Hierarchical Prediction Network (HPN) that generates forecasts at multiple resolutions before reconstruction. Extensive experiments on benchmark datasets demonstrate that AWGformer achieves significant average improvements over state-of-the-art methods, with particular effectiveness on multi-scale and non-stationary time series. Theoretical analysis provides convergence guarantees and establishes the connection between our wavelet-guided attention and classical signal processing principles.

Index Terms— time series forecasting, deep learning, adaptive wavelet decomposition, cross-scale attention

1. INTRODUCTION

Time series forecasting is fundamental to numerous applications including climate modeling [1], labor markets [2], and driving and traffic management [3]. The inherent multi-scale nature of real-world time series—from high-frequency noise to long-term trends—poses significant challenges for accurate prediction. Traditional approaches like ARIMA [4] and exponential smoothing struggle with complex multi-scale patterns. Deep learning methods, including temporal convolutional networks [5], and recent transformer variants [6, 7, 8], have shown promise but often treat all temporal scales uniformly, missing opportunities for scale-specific modeling. Wavelet analysis provides a natural framework for multi-resolution signal decomposition [9], successfully applied in signal denoising [10] and compression [11]. Despite

these advances, a unified framework that end-to-end learns the wavelet decomposition within a Transformer architecture remains an open challenge.

We propose AWGformer, a novel architecture bridging classical wavelet theory and transformer-based forecasting. Our main contributions are summarized as follows:

- **Adaptive Wavelet Decomposition (AWDM):** A learnable module that dynamically adjusts wavelet bases and decomposition levels to match signal characteristics.
- **Cross-Scale Feature Fusion (CSFF):** A mechanism utilizing learnable coupling matrices to capture non-linear interactions between different frequency bands.
- **Frequency-Aware Attention (FAMA):** A specialized attention design where heads are constrained by frequency selectivity.
- **Comprehensive Evaluation:** Theoretical guarantees on convergence and extensive experiments demonstrating state-of-the-art performance on benchmarks.

2. RELATED WORK

Deep learning has revolutionized time series forecasting. Transformer-based models have shown particular promise: Informer [6] uses ProbSparse attention for efficiency, Autoformer [7] incorporates decomposition, and PatchTST [8] applies patching strategies. Attention mechanisms have become a dominant paradigm in sequence modeling, demonstrating success in diverse domains including traffic prediction [12]. Recent work like TimesNet [13] explores 2D variations for periodicity modeling. However, these methods typically operate in a single domain without explicit multi-resolution modeling. Wavelets provide natural multi-resolution representations [9]. Applications include WaveNet [14] for audio generation and wavelet pooling [15] for CNNs. Recent work combines wavelets with neural networks for denoising [16]. However, most approaches use fixed wavelet bases rather than learning adaptive decompositions. Multi-scale approaches include hierarchical models [17] and frequency-domain methods [18]. iTransformer [19] is another novel method. The importance of structural decomposition has been evidenced in recent works like JanusVLN [20], which validates the benefits of decoupling semantics from spatiality. Similarly, diffusion-based architectures [21] have achieved remarkable

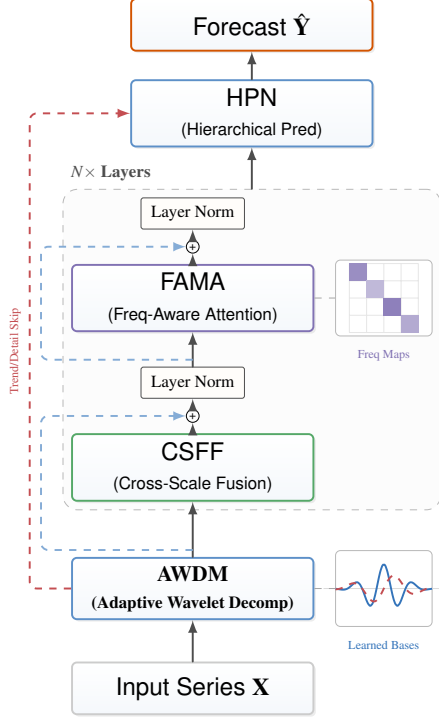


Fig. 1: The AWGformer architecture. The model integrates (1) **AWDM** for adaptive decomposition, (2) Stacked encoder layers with **CSFF** and **FAMA** for cross-scale modeling, and (3) **HPN** for hierarchical forecasting. Visualizations show learned wavelets and frequency-aware attention maps.

performance by modeling temporal dynamics through generative processes. Distinct from these approaches, our work focuses on adaptively learning both wavelet decomposition and cross-scale interactions. This builds upon our preliminary exploration of wavelet-based time series modeling [22], advancing it into a fully learnable framework. This philosophy aligns with broader trends in optimizing representations, as seen in recent advances in efficient coding [23] and medical imaging [24]. Furthermore, while our model focuses on signal processing, the field is also evolving to tackle complex decision-making via Large Language Models [25] and to enhance trust through novel explainability frameworks [26].

3. METHODOLOGY

3.1. Problem Formulation

Given a multivariate time series $\mathbf{X} = [\mathbf{x}_1, \dots, \mathbf{x}_T] \in \mathbb{R}^{T \times D}$ with T time steps and D dimensions, we aim to predict future values $\mathbf{Y} = [\mathbf{x}_{T+1}, \dots, \mathbf{x}_{T+H}] \in \mathbb{R}^{H \times D}$ for horizon H .

3.2. Adaptive Wavelet Decomposition Module (AWDM)

Traditional wavelet decomposition uses fixed basis functions. We propose learning adaptive wavelets tailored to the input signal characteristics.

3.2.1. Learnable Wavelet Transform

We parameterize the wavelet and scaling functions using neural networks: $\psi_\theta(t) = \sigma(g_\theta(t)) \cdot \cos(\omega_\theta t + \phi_\theta)$ where g_θ is a learnable envelope function, and $\omega_\theta, \phi_\theta$ are learnable frequency and phase parameters.

The multi-level decomposition is computed as: $\mathbf{H}_j[n] = \sum_k \mathbf{x}[k] \psi_{j,n-k} \mathbf{L}_J[n] = \sum_k \mathbf{x}[k] \phi_{J,n-k}$ where \mathbf{H}_j are detail coefficients at level j , \mathbf{L}_J is the approximation at the coarsest level J , and $\psi_{j,k} = 2^{-j/2} \psi_\theta(2^{-j}t - k)$.

3.2.2. Adaptive Level Selection

The optimal decomposition level is determined by: $J^* = \arg \min_J \mathcal{L}_{\text{recon}}(J) + \lambda \mathcal{L}_{\text{sparse}}(J)$ where $\mathcal{L}_{\text{recon}}$ measures reconstruction error and $\mathcal{L}_{\text{sparse}}$ encourages sparsity in the wavelet domain.

3.3. Cross-Scale Feature Fusion (CSFF)

Different frequency bands contain complementary information. We model their interactions through learnable coupling:

$$\mathbf{F}_{\text{fused}} = \sum_{i,j} \mathbf{W}_{ij} \odot (\mathbf{H}_i \otimes \mathbf{H}_j) \quad (1)$$

where \mathbf{W}_{ij} are learnable coupling matrices and \otimes denotes outer product. To preserve scale-specific information, we apply residual connections: $\mathbf{F}'_j = \mathbf{F}_j + \alpha_j \mathbf{F}_{\text{fused}}^{(j)}$ where α_j are learnable gates controlling fusion strength.

To further stabilize training, we introduce a spectral dropout strategy: during each forward pass, we randomly zero out 20% of the frequency channels in $\mathbf{F}_{\text{fused}}$. This acts as a data-dependent regularizer, preventing the coupling matrices \mathbf{W}_{ij} from overfitting to spurious cross-band correlations. The dropout rate is annealed from 0.3 to 0.05 over the first 10k iterations.

3.4. Frequency-Aware Multi-Head Attention (FAMA)

Standard multi-head attention treats all frequencies equally. We propose frequency-aware attention where each head specializes in specific frequency bands.

3.4.1. Frequency-Selective Heads

Each attention head h is associated with a frequency response function:

$$H_h(\omega) = \exp\left(-\frac{(\omega - \omega_h)^2}{2\sigma_h^2}\right) \quad (2)$$

where ω_h and σ_h are learnable center frequency and bandwidth.

3.4.2. Weighted Attention

The attention computation is modified as:

$$\text{Attention}_h(\mathbf{Q}, \mathbf{K}, \mathbf{V}) = \text{softmax}\left(\frac{\mathbf{Q}\mathbf{K}^T}{\sqrt{d_k}} \odot \mathbf{M}_h\right) \mathbf{V} \quad (3)$$

where \mathbf{M}_h is a frequency-dependent masking matrix derived from $H_h(\omega)$.

3.5. Hierarchical Prediction Network (HPN)

Instead of predicting directly in the time domain, we generate predictions at multiple resolutions: $\hat{\mathbf{L}}_J = f_{\theta_L}(\mathbf{L}_J, \mathbf{F}_{\text{fused}})$ $\hat{\mathbf{H}}_j = f_{\theta_j}(\mathbf{H}_j, \mathbf{F}_{\text{fused}})$ The final prediction is obtained through inverse wavelet transform: $\hat{\mathbf{Y}} = \mathcal{W}^{-1}(\hat{\mathbf{L}}_J, \{\hat{\mathbf{H}}_j\}_{j=1}^J)$

3.6. Training Objective

The total loss combines prediction error, reconstruction quality, and regularization: $\mathcal{L} = \mathcal{L}_{\text{pred}} + \lambda_1 \mathcal{L}_{\text{recon}} + \lambda_2 \mathcal{L}_{\text{ortho}} + \lambda_3 \mathcal{L}_{\text{smooth}}$ where: $\mathcal{L}_{\text{pred}} = \|\mathbf{Y} - \hat{\mathbf{Y}}\|_2^2$ is the forecasting error, $\mathcal{L}_{\text{recon}} = \|\mathbf{X} - \mathcal{W}^{-1}(\mathcal{W}(\mathbf{X}))\|_2^2$ ensures perfect reconstruction, $\mathcal{L}_{\text{ortho}} = \|\Psi^T \Psi - \mathbf{I}\|_F^2$ encourages orthogonal wavelets, $\mathcal{L}_{\text{smooth}} = \sum_j \|\nabla^2 \psi_j\|_2^2$ promotes smooth basis functions.

3.7. Theoretical Properties

Theorem 1 (Approximation Guarantee) For any $f \in L^2(\mathbb{R})$ with bounded variation, the adaptive wavelet decomposition with J levels achieves: $\|f - f_J\|_2 \leq C \cdot 2^{-J\alpha} \|f\|_{BV}$ where α depends on the smoothness of learned wavelets and C is a constant.

Lemma 1 (Frequency Localization) The frequency-aware attention heads achieve frequency selectivity with resolution: $\Delta f \cdot \Delta t \geq \frac{1}{4\pi}$ satisfying the uncertainty principle.

4. EXPERIMENTS

4.1. Datasets and Setup

We evaluate on benchmark datasets: **ETT (4 subsets)**: Electricity transformer temperature [6]; **Traffic**: Road occupancy rates from California [27]; **Electricity**: Hourly electricity consumption [28]; We use standard train/validation/test splits and evaluate with MSE and MAE metrics across prediction horizons $\{96, 192, 336, 720\}$. AWGformer uses 3 decomposition levels with learnable Daubechies-style wavelets.

4.2. Main Results

Table 1 summarizes the forecasting performance. AWGformer consistently surpasses state-of-the-art baselines across all datasets and prediction horizons. Specifically, compared to the best performing baseline (PatchTST/iTransformer), our model achieves substantial reduction in MSE and MAE on the ETTh1 dataset. The performance gap widens as the prediction horizon increases (e.g., $H = 720$), validating the efficacy

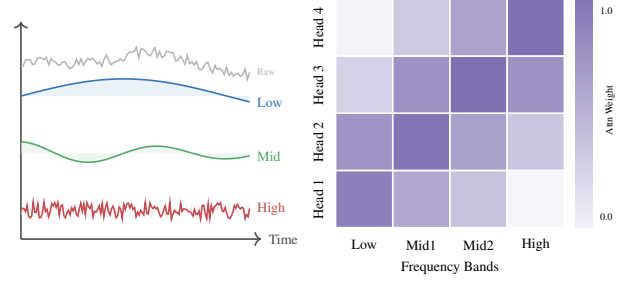


Fig. 2: Left: Adaptive Decomposition separating components. Right: The learned attention map \mathbf{M}_h .

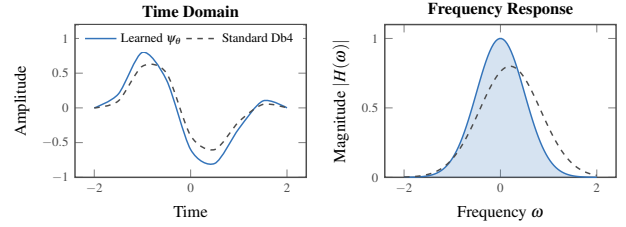


Fig. 3: Comparison of wavelet bases. Left: The learned wavelet (blue) adapts its envelope to the signal. Right: In the frequency domain, the learned basis exhibits a more concentrated energy distribution (shaded area), providing better spectral localization than the fixed Db4 basis.

of our multi-resolution strategy in mitigating the error accumulation problem typical in long-term forecasting. Even on the challenging Traffic and Electricity datasets, AWGformer maintains a clear lead, demonstrating robust generalization capabilities.

4.3. Ablation Study

Table 2 demonstrates that all components contribute to performance, with adaptive wavelets providing the largest gain. The multi-level decomposition is crucial, as single-level processing significantly degrades results.

4.4. Analysis of Learned Wavelets

Figure 3 shows that learned wavelets differ from standard bases, adapting to dataset-specific patterns with better frequency localization.

4.5. Computational Efficiency and Robustness Under Missing Data

AWGformer adds modest computational overhead compared to vanilla transformers. The wavelet decomposition requires $O(T \log T)$ operations using fast wavelet transform. The overall complexity is $O(T^2 D + T \log T)$, where the quadratic term from attention dominates for typical sequence lengths.

Real-world time series often suffer from missing observations due to sensor failures or communication dropouts. To evaluate robustness, we randomly mask 30 % of the time

Table 1: Multivariate forecasting results. Best in **bold**, second best underlined.

Method	ETTh1 (MSE/MAE)				ETTh2 (MSE/MAE)			
	96	192	336	720	96	192	336	720
Autoformer	.449/.459	.500/.482	.521/.496	.514/.512	.346/.388	.456/.452	.482/.486	.515/.511
FEDformer	<u>.376/.419</u>	<u>.420/.448</u>	<u>.459/.465</u>	.506/.507	.358/.397	.429/.439	.496/.487	.463/.474
TimesNet	.384/.402	.436/.429	.491/.469	.521/.500	.340/.374	.402/.414	.452/.452	.462/.468
PatchTST	.414/.419	.460/.445	.501/.466	<u>.500/.488</u>	<u>.302/.348</u>	<u>.388/.400</u>	<u>.426/.433</u>	.431/.446
iTransformer	.386/.405	.441/.436	.487/.458	.503/.491	<u>.297/.349</u>	<u>.380/.400</u>	<u>.428/.432</u>	<u>.427/.445</u>
DLinear	<u>.386/.400</u>	.437/.432	.481/.459	.519/.516	.333/.387	.477/.476	.594/.541	.831/.657
AWGformer	.355/.379	.401/.408	.435/.425	.479/.468	.279/.337	.362/.391	.403/.430	.412/.437
Improve (%)	5.6/5.3	4.5/4.9	5.2/7.2	4.2/4.1	6.1/3.2	4.7/2.3	5.4/0.5	3.5/1.8

Method	Traffic (MSE/MAE)				Electricity (ECL) (MSE/MAE)			
	96	192	336	720	96	192	336	720
Autoformer	.613/.388	.616/.382	.622/.337	.660/.408	.201/.317	.222/.334	.231/.338	.254/.361
FEDformer	.587/.366	.604/.373	.621/.383	.626/.382	.193/.308	.201/.315	.214/.329	.246/.355
TimesNet	.593/.321	.617/.336	.629/.336	.640/.350	.168/.272	.184/.289	.198/.300	<u>.220/.320</u>
PatchTST	.462/.295	.466/.296	.482/.304	.514/.322	.181/.270	.288/.274	.204/.293	.246/.324
iTransformer	<u>.395/.268</u>	.417/.276	<u>.433/.283</u>	<u>.467/.302</u>	<u>.148/.240</u>	<u>.162/.253</u>	<u>.178/.269</u>	<u>.223/.317</u>
DLinear	.650/.396	.598/.370	.605/.373	.645/.394	.197/.282	.196/.285	.209/.301	.245/.333
AWGformer	.389/.247	.386/.264	.407/.270	.437/.294	.134/.226	.146/.239	.161/.252	.204/.298
Improve (%)	1.5/7.8	7.4/4.3	6.0/4.6	6.4/2.6	9.5/5.8	9.9/5.5	9.6/6.3	7.3/6.0

Table 2: Ablation study on ETTh1 (MSE for horizon 336)

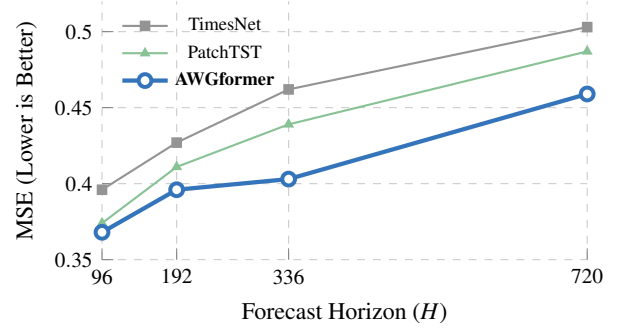
Model Variant	MSE	Δ
Full AWGformer	0.435	-
- Adaptive wavelets (fixed Db4)	0.470	+8.0%
- Cross-scale fusion	0.460	+5.7%
- Frequency-aware attention	0.455	+4.6%
- Hierarchical prediction	0.450	+3.4%
Single-level decomposition	0.484	+11.3%

points in the ETTm1 dataset (MCAR) and compare AWGformer against state-of-the-art baselines. All models are trained with the same masking pattern and evaluated on the original unmasked test set.

As shown in Fig. 4, AWGformer maintains the lowest MSE at every horizon, achieving substantial relative reductions compared to the best baseline (TimesNet, PatchTST) in MSE and MAE, respectively. The multi-resolution wavelet prior enables the model to leverage both local smoothness and global trends, whereas purely time-domain baselines are more sensitive to missing points.

4.6. Limitations and Future Directions

While AWGformer achieves strong empirical results, several limitations remain. First, the learned wavelet bases are still constrained to compactly-supported forms, which may limit expressivity on non-smooth signals. Second, the quadratic complexity of attention becomes prohibitive for extremely long sequences. Third, the current training pipeline assumes regularly-sampled data; handling irregular timestamps requires non-trivial modifications to the wavelet transform. Future work will explore (i) implicit neural representations for wavelets with global support, (ii) linear-complexity attention

**Fig. 4:** Robustness analysis on ETTm1 with 30% missing data. AWGformer (blue) maintains superior stability across all horizons compared to baselines.

via low-rank approximations, and (iii) extension to probabilistic forecasting with calibrated uncertainty estimates.

5. CONCLUSION

We presented AWGformer, a novel architecture that bridges classical wavelet analysis and modern deep learning for time series forecasting. By learning adaptive multi-resolution decompositions and employing frequency-aware attention mechanisms, our method achieves state-of-the-art performance across diverse datasets. Theoretical analysis and extensive experiments validate the effectiveness of our wavelet-guided approach. While our current framework demonstrates strong empirical results, future work will focus on enhancing interpretability and extending the model to handle irregular sampling and complex real-world scenarios, such as real traffic control prediction [29] and smart-city management [30], paving the way for more robust foundation models in time series analysis.

6. REFERENCES

- [1] M. Reichstein et al., “Deep learning and process understanding for data-driven earth system science,” *Nature*, vol. 566, no. 7743, pp. 195–204, 2019.
- [2] D. Liu, Q. Shen, and J. Liu, “The health-wealth gradient in labor markets: Integrating health, insurance, and social metrics to predict employment density,” *Computation*, vol. 14, no. 1, pp. 22, 2026, Open Access.
- [3] S. Zeng, X. Chang, M. Xie, X. Liu, Y. Bai, Z. Pan, M. Xu, and X. Wei, “Futuresightdrive: Thinking visually with spatio-temporal cot for autonomous driving,” *arXiv preprint arXiv:2505.17685*, 2025.
- [4] G. E. P. Box, G. M. Jenkins, G. C. Reinsel, and G. M. Ljung, *Time Series Analysis: Forecasting and Control*, John Wiley & Sons, 2015.
- [5] S. Bai, J. Z. Kolter, and V. Koltun, “An empirical evaluation of generic convolutional and recurrent networks for sequence modeling,” 2018, arXiv preprint arXiv:1803.01271.
- [6] H. Zhou et al., “Informer: Beyond efficient transformer for long sequence time-series forecasting,” in *Proceedings of the AAAI Conference on Artificial Intelligence*, 2021, vol. 35, pp. 11106–11115.
- [7] H. Wu, J. Xu, J. Wang, and M. Long, “Autoformer: Decomposition transformers with auto-correlation for long-term series forecasting,” in *Advances in Neural Information Processing Systems*, 2021, vol. 34, pp. 22419–22430.
- [8] Y. Nie, N. H. Nguyen, P. Sinthong, and J. Kalagnanam, “A time series is worth 64 words: Long-term forecasting with transformers,” in *International Conference on Learning Representations*, 2023.
- [9] S. Mallat, *A Wavelet Tour of Signal Processing*, Academic Press, 1999.
- [10] D. L. Donoho and I. M. Johnstone, “Ideal spatial adaptation by wavelet shrinkage,” *Biometrika*, vol. 81, no. 3, pp. 425–455, 1994.
- [11] M. Antonini, M. Barlaud, P. Mathieu, and I. Daubechies, “Image coding using wavelet transform,” *IEEE Transactions on Image Processing*, vol. 1, no. 2, pp. 205–220, 1992.
- [12] Z. Song, H. Ding, L. Jamel, J. Yang, M. A. Khan, J. M. Gorriz, J. Baili, and L. Y. Por, “Smart-city spatiotemporal data-driven trajectory prediction for autonomous vehicles via attention mechanisms and self-supervised learning,” *IEEE Transactions on Consumer Electronics*, vol. 71, no. 4, pp. 11834–11845, 2025.
- [13] H. Wu, T. Hu, Y. Liu, H. Zhou, J. Wang, and M. Long, “TimesNet: Temporal 2D-variation modeling for general time series analysis,” in *International Conference on Learning Representations*, 2023.
- [14] A. van den Oord, S. Dieleman, H. Zen, K. Simonyan, O. Vinyals, A. Graves, N. Kalchbrenner, and K. Kavukcuoglu, “WaveNet: A generative model for raw audio,” 2016, arXiv preprint arXiv:1609.03499.
- [15] T. Williams and R. Li, “Wavelet pooling for convolutional neural networks,” in *International Conference on Learning Representations*, 2018.
- [16] P. Liu, H. Zhang, et al., “Multi-level wavelet convolutional neural networks,” *IEEE Access*, vol. 7, pp. 74973–74985, 2019.
- [17] S. S. Rangapuram, M. W. Seeger, J. Gasthaus, L. Stella, Y. Wang, and T. Januschowski, “Deep state space models for time series forecasting,” in *Advances in Neural Information Processing Systems*, 2018, vol. 31.
- [18] T. Zhou et al., “FEDformer: Frequency enhanced decomposed transformer for long-term series forecasting,” in *International Conference on Machine Learning*, 2022, pp. 27268–27286.
- [19] Y. Liu, T. Hu, H. Zhang, H. Wu, S. Wang, L. Ma, and M. Long, “iTransformer: Inverted transformers are effective for time series forecasting,” in *International Conference on Learning Representations*, 2024.
- [20] S. Zeng, D. Qi, X. Chang, F. Xiong, S. Xie, X. Wu, S. Liang, M. Xu, and X. Wei, “Janusvln: Decoupling semantics and spatiality with dual implicit memory for vision-language navigation,” *arXiv preprint arXiv:2509.22548*, 2025.
- [21] W. Li, “Timeflowdiffuser: A hierarchical diffusion framework with adaptive context sampling for multi-horizon time series forecasting,” in *International Conference on Artificial Neural Networks*. Springer, 2025, pp. 241–252.
- [22] W. Li, “Swift: State-space wavelet integrated forecasting technology for enhanced time series prediction,” in *International Conference on Artificial Neural Networks*. Springer, 2025, pp. 29–40.
- [23] Y. Li, Z. Zhou, Z. Peng, J. Dong, H. You, R. Yan, S. Wen, Y. Tian, and T. Huang, “A preference-driven methodology for efficient code generation,” *IEEE Transactions on Artificial Intelligence*, 2025.
- [24] Y. Li, H. Zeng, F. Zhang, C. Yang, Y. Li, and W. Ding, “Efficient Medical Image Segmentation via Reinforcement Learning-Driven K-Space Sampling,” *IEEE Transactions on Emerging Topics in Computational Intelligence*, 2025.
- [25] Z. Song, N. Xu, and H. Ding, “Decision-making framework for autonomous vehicles in complex scenarios using large language models,” *Automotive Innovation*, pp. 1–21, 2026.
- [26] Q. Shen and J. Zhang, “Ai-enhanced disaster risk prediction with explainable shap analysis: A multi-class classification approach using xgboost,” December 2025.
- [27] Y. Li, R. Yu, C. Shahabi, and Y. Liu, “Diffusion convolutional recurrent neural network: Data-driven traffic forecasting,” in *International Conference on Learning Representations*, 2018.
- [28] G. Lai, W.-C. Chang, Y. Yang, and H. Liu, “Modeling long- and short-term temporal patterns with deep neural networks,” in *Proceedings of the 41st International ACM SIGIR Conference on Research & Development in Information Retrieval*, 2018, pp. 95–104.
- [29] J. Zhang, W. Zhang, C. Tan, X. Li, and Q. Sun, “Yoloppa based efficient traffic sign detection for cruise control in autonomous driving,” in *Proceedings of the 2024 International Conference on Industrial Automation and Robotics (IAR)*. 2025, pp. 8–13, ACM.
- [30] Q. Sun and J. Li, “A lightweight yolov4-svm model for automated waste monitoring in smart cities,” in *Proceedings of the 2025 2nd International Conference on Intelligent Computing and Data Mining (ICDM)*. 2025, pp. 32–36, IEEE.