

General Scalar Field Inflation ACT Attractors: Utilizing the $n_s(r)$ relation

V.K. Oikonomou^{1,2*}

¹⁾ *Department of Physics, Aristotle University of Thessaloniki, Thessaloniki 54124, Greece*

²⁾ *Center for Theoretical Physics, Khazar University, 41 Mehseti Str., Baku, AZ-1096, Azerbaijan*

The ACT data have severely constrained the single scalar field models. Known models of inflation, like the Starobinsky model, the Higgs model and the α -attractors are at least 2σ off the ACT data. In this work we aim to provide a top-to-bottom approach in single scalar field inflationary cosmology compatible with the ACT data. Specifically, inspired by the fact that the Starobinsky model, the Higgs model and the α -attractors, all being plateau potentials, result to the same attractor relation between the spectral index of scalar perturbations and the tensor-to-scalar ratio, which is of the form $n_s(r) = 1 - \alpha r^{1/2}$, in this work we seek for attractors of the form $n_s(r) = f(r)$ that may lead to ACT-compatible inflation. Specifically, we fix the function $f(r)$ to have a specific desirable form and then solve the differential equation $n_s(r) = f(r)$ to find the potential which results to the relation $n_s(r) = f(r)$. We discovered analytically three classes of potentials which are variants of the general form $n_s(r) = \gamma \pm \beta r \pm r^{1/2}$ and all these models are found to be compatible with the ACT data.

PACS numbers:

I. INTRODUCTION

Inflation [1–4] in its various forms is to date the most prominent theoretical description we have for the primordial era of the Universe. Inflation occurred at the verge of the quantum gravity era, and it is believed that the Universe was classical and four dimensional when it occurred. The inflationary regime of our Universe was in the focus of the cosmic microwave background (CMB) radiation experiments the last 30 years and still is, since we have no smoking gun signal for it yet. However, having a nearly 4σ red tilted scalar spectral index, a spectrum of nearly Gaussian perturbations and a flat Universe already proves the quantum origin of the Universe. Nevertheless the detection of either a B-mode in the CMB spectrum or a stochastic gravitational wave radiation background will prove the existence of an inflationary regime. The former will be intensively sought in the near future CMB stage 4 experiments like the Simons observatory [5] and also by the LiteBird collaboration [6], while the stochastic gravitational wave background will be probed by the future gravitational wave experiments [7–15]. The existence of a stochastic gravitational wave background was confirmed by the Pulsar Timing Array experiments like NANOGrav [16] but the signal cannot be explained by inflation solely [17, 18]. The mystery in the inflationary theories is which theory actually describes it. There are various proposals for describing inflation, such as modified gravity [19–22], and there is room for modifications of general relativity, since the DESI data indicated phenomena that can be consistently described only by modifying general relativity, such as the phantom crossing [23–27]. Nevertheless the standard single scalar field description is the most used description of inflation. Recently in 2025, the released ACT data shook the ground of inflationary physics, since the spectral index of the scalar perturbations was reported to be constrained as follows [28, 29],

$$n_s = 0.9743 \pm 0.0034. \quad (1)$$

Combined with the updated Planck/BICEP constraints on the tensor-to-scalar ratio [30],

$$r < 0.036, \quad (2)$$

the ACT constraints have rendered many inflationary models to be non-viable, in one night. Since the ACT data were released, many studies have appeared in the literature aiming to reconcile various inflationary models with the ACT data, see for example Refs. [31–72]. Note however, that some caution is needed in interpreting the ACT data [43].

In this work we will focus on the following question, how can we construct from scratch ACT-compatible inflationary models in a model agnostic way. Here, model agnostic is used in a sense that one does not start from the scalar

*Electronic address: voikonomou@gapps.auth.gr; v.k.oikonomou1979@gmail.com

potential, building the inflationary phenomenology in a bottom-up approach, on the contrary we will use a top-bottom approach. Specifically, we shall seek for attractor properties in general single canonical scalar field theories, using the functional relation of the scalar spectral index as a function of the tensor-to-scalar ratio, namely $n_s(r) = f(r)$. We are motivated by the fact that in order for the theory to be compatible with the ACT data, one needs to have considerable control over the scalar spectral index. So by defining the functional form of the spectral index $n_s(r) = f(r)$ one is lead to the scalar potential by solving the differential equation $n_s(r) = f(r)$. The theories that give a simple $n_s(r)$ relation are plateau inflation models, like the Starobinsky model [73], Higgs inflation [74] and a -attractor models [75–78] and all give $n_s(r) = 1 - \alpha r^{1/2}$. The differential equation $n_s(r) = f(r)$ can be solved analytically for simple choices of the function $f(r)$, so in this work we present three distinct attractor models of the form $n_s(r) = f(r)$ which result to an ACT and BICEP/Planck compatible phenomenology. The inflationary phenomenology of each model is analyzed in detail. Of course there might be extensions of this work, but we aimed to point out the perspective of having inflationary attractors by utilizing the relation $n_s(r) = f(r)$.

II. KNOWN SINGLE SCALAR FIELD ATTRACTORS AND THE $n_s(r)$ RELATION

Most known inflationary models, which are popular in the field, are a -attractors [75–78], Higgs inflation [74], Starobinsky inflation [73] and similar. All these models lead to an attractor behavior of the observational indices, which have the following form,

$$n_s - 1 \simeq -\frac{2}{N}, \quad r \simeq \frac{12}{N^2},$$

All these potentials have a specific shape which is an exponentially approached plateau, a feature which explains why Higgs (non-minimally coupled), Starobinsky, a -attractors and many similar models fall into that class of inflationary models. For the moment, and for simplicity we will use Planck units, with $\kappa = 1$, where $\kappa^2 = 1/M_p^2$ and M_p is the reduced Planck mass. We will return to natural units when we consider the ACT attractors later on.

All the models above share the same large-field behavior, that is, the potential tends to a positive constant V_0 and approaches it exponentially,

$$V(\phi) \simeq V_0 \left(1 - A e^{-\lambda \phi} + \dots \right) \quad (\phi \rightarrow +\infty), \quad (3)$$

with constants $A > 0$, $\lambda > 0$. Now, why is this shape universal? Non-minimal couplings or pole-like kinetic terms, actually map the original variables into a canonical scalar field with an exponential stretching, so the large- ϕ expansion at leading order, has the universal form (3). So let us discover what are the consequences for the slow-roll parameters and subsequently for the observational indices. We start from the slightly more precise plateau potential form,

$$V(\phi) \simeq V_0 (1 - A e^{-\lambda \phi})^2 \quad \text{or} \quad V_0 (1 - A e^{-\lambda \phi} + \dots),$$

so for large ϕ values, we keep the leading exponential term,

$$V'(\phi) \simeq V_0 A \lambda e^{-\lambda \phi}, \quad V''(\phi) \simeq -V_0 A \lambda^2 e^{-\lambda \phi}.$$

The slow-roll parameters in scalar field inflation are,

$$\epsilon \equiv \frac{1}{2} \left(\frac{V'}{V} \right)^2, \quad \eta \equiv \frac{V''}{V},$$

hence, at leading order we get,

$$\begin{aligned} \epsilon &\simeq \frac{1}{2} (A \lambda e^{-\lambda \phi})^2 \propto e^{-2\lambda \phi}, \\ \eta &\simeq -A \lambda^2 e^{-\lambda \phi} \propto e^{-\lambda \phi}. \end{aligned}$$

Note that η decays like $e^{-\lambda \phi}$ while ϵ decays like $e^{-2\lambda \phi}$. Hence, in the plateau regime $|\eta| \gg \epsilon$, both are small, and in fact,

$$\eta \propto -\sqrt{\epsilon} \quad (\text{up to model-dependent constants}),$$

because $\sqrt{\epsilon} \sim A \lambda e^{-\lambda \phi}$ while $\eta \sim -A \lambda^2 e^{-\lambda \phi}$. Now, let us calculate the number of e-folds in slow-roll approximation,

$$N(\phi) \simeq \int_{\phi_{\text{end}}}^{\phi} \frac{V}{V'} d\tilde{\phi} \simeq \int \frac{1}{A \lambda} e^{\lambda \tilde{\phi}} d\tilde{\phi} \Rightarrow e^{\lambda \phi} \propto N,$$

hence $e^{-\lambda\phi} \propto 1/N$, and therefore we have,

$$\epsilon \propto \frac{1}{N^2}, \quad \eta \propto -\frac{1}{N}.$$

More precisely, one finds

$$\epsilon \simeq \frac{1}{2\lambda^2 N^2}, \quad \eta \simeq -\frac{1}{N} + \mathcal{O}\left(\frac{1}{N^2}\right).$$

So upon using the leading order slow-roll expressions for the observables,

$$n_s - 1 \simeq -6\epsilon + 2\eta, \quad r \simeq 16\epsilon.$$

we get

$$r \simeq \frac{8}{\lambda^2} \frac{1}{N^2}, \quad n_s - 1 \simeq 2\left(-\frac{1}{N}\right) + \mathcal{O}\left(\frac{1}{N^2}\right) = -\frac{2}{N} + \mathcal{O}\left(\frac{1}{N^2}\right),$$

hence the universal leading order predictions are,

$$\boxed{n_s - 1 \simeq -\frac{2}{N}, \quad r \simeq \frac{8}{\lambda^2 N^2}.$$

If $\lambda = \sqrt{2/3}$ (Starobinsky/Higgs), then

$$r \simeq \frac{8}{(2/3)N^2} = \frac{12}{N^2},$$

and the familiar pair $(n_s, r) \simeq (1 - \frac{2}{N}, \frac{12}{N^2})$ follows. For α -attractors $\lambda^2 = 2/(3\alpha)$, hence $r \simeq 12\alpha/N^2$. Now, let us find the $n_s(r)$ relation for the plateau potentials under consideration. From the exponential scaling one finds an approximate algebraic relation between η and ϵ . Since both scale with the same exponential factor up to powers,

$$\eta \simeq -(\sqrt{2}\lambda)\sqrt{\epsilon} + \mathcal{O}(\epsilon),$$

using $r = 16\epsilon$, the empirical relation $n_s - 1 \propto -r^{1/2}$ can be written (up to constants) as

$$2\eta - 6\epsilon \simeq -C\sqrt{\epsilon},$$

so

$$\eta \simeq 3\epsilon - \frac{C}{2}\sqrt{\epsilon}.$$

The precise constant C depends on λ and therefore on the model. Hence, for plateau potentials, one has the general relation,

$$n_s(r) = 1 - \frac{1}{\sqrt{\alpha}} r^{1/2}, \quad (4)$$

where α is a model dependent parameter. This general attractor behavior in Eq. (4) is always obtained by potentials that approach a constant exponentially,

$$V(\phi) \simeq V_0[1 - Ae^{-\lambda\phi} + \dots],$$

which produce the universal attractor predictions,

$$n_s - 1 \simeq -\frac{2}{N}, \quad r \simeq \frac{8}{\lambda^2 N^2}.$$

This is because $V''/V \sim e^{-\lambda\phi}$ while $(V'/V)^2 \sim e^{-2\lambda\phi}$, the η term dominates $n_s - 1$ and scales like $-1/N$. To leading order in the plateau regime we have,

$$\eta \simeq -(\text{const})\sqrt{\epsilon}, \quad \epsilon \sim \frac{1}{2\lambda^2 N^2}.$$

For Starobinsky/Higgs inflation ($\lambda = \sqrt{2/3}$) this gives $r \simeq 12/N^2$.

Now let us reverse the logic, and instead of seeking and studying the phenomenology of distinct potentials, let us use specific universal relations for $n_s(r)$, like the one in Eq. (4), and find the potentials that lead to these relations. Then we can examine the phenomenology of the resulting potentials in detail. In this way we will have full control on the spectral index of the scalar perturbations, which we can easily engineer to be compatible with the ACT data, at least for some of the potentials.

A. Methodology for General $n_s(r)$ Attractors

The starting point will be the canonical scalar field action,

$$S = \int d^4x \sqrt{-g} \left(\frac{R}{2\kappa^2} - \frac{1}{2} g^{\mu\nu} \partial_\mu \phi \partial_\nu \phi - V(\phi) \right), \quad (5)$$

We shall assume that the background metric is a Friedmann-Robertson-Walker (FRW) metric, with a flat spatial part,

$$ds^2 = -dt^2 + a(t)^2 \sum_{i=1,2,3} (dx^i)^2. \quad (6)$$

The scalar field equation of motion is obtained by varying the action with respect to the scalar field,

$$\ddot{\phi} + 3H\dot{\phi} + V' = 0. \quad (7)$$

Also by varying the action (5) with respect to the metric tensor, we get,

$$\frac{1}{\kappa^2} \left(R_{\mu\nu} - \frac{1}{2} R g_{\mu\nu} \right) = \partial_\mu \phi \partial_\nu \phi - g_{\mu\nu} \left(\frac{1}{2} g^{\rho\sigma} \partial_\rho \phi \partial_\sigma \phi + V(\phi) \right). \quad (8)$$

For the FRW metric, the field equations (8) yield the well known Friedmann and Raychaudhuri equations,

$$\frac{3}{\kappa^2} H^2 = \frac{1}{2} \dot{\phi}^2 + V(\phi), \quad (9)$$

$$\frac{2}{\kappa^2} \dot{H} = -\dot{\phi}^2. \quad (10)$$

We assume that the slow-roll condition for the inflationary era holds true,

$$V(\phi) \gg \dot{\phi}^2, \quad (11)$$

thus by combining Eqs. (9) and (10), we get,

$$\frac{|\dot{H}|}{H^2} \ll 1. \quad (12)$$

The first slow-roll parameter is defined in the following way,

$$\epsilon_1 = -\frac{\dot{H}}{H^2}, \quad (13)$$

and therefore the Friedmann equation Eq. (9) becomes,

$$H^2 = \frac{\kappa^2}{3} V(\phi). \quad (14)$$

The second slow-roll parameter is defined in the following way,

$$\epsilon_2 = \frac{\ddot{\phi}}{H\dot{\phi}}. \quad (15)$$

From Eq. (7) we obtain,

$$\dot{\phi} = -\frac{V'}{3H}, \quad (16)$$

and in addition,

$$\ddot{\phi} = -\frac{\dot{H}}{H} \dot{\phi} - V'' \frac{\dot{\phi}}{3H}. \quad (17)$$

Thus, by combining Eqs. (10), (14), (16), (17), (13) and (15), we obtain the final forms of the slow-roll parameters for the single canonical scalar field theory,

$$\epsilon_1 = \epsilon, \quad (18)$$

and

$$\epsilon_2 = -\eta + \epsilon_1, \quad (19)$$

where,

$$\epsilon = \frac{1}{2\kappa^2} \frac{V'^2}{V^2}, \quad (20)$$

$$\eta = \frac{1}{\kappa^2} \frac{V''}{V}, \quad (21)$$

In addition, the e -foldings number is defined in the following way,

$$N(\phi) = \int_t^{t_{end}} H dt, \quad (22)$$

where t_{end} denotes the end of the inflationary era, thus by combining (14) and (16), Eq. (22) takes the form,

$$N(\phi) = \kappa^2 \int_{\phi_f}^{\phi_i} \frac{V}{V'} d\phi, \quad (23)$$

with ϕ_f being the scalar field value at the end of the inflationary regime, and ϕ_i is the value of the scalar field at first horizon crossing. The spectral index of the primordial scalar perturbations has the following general form [79],

$$n_s - 1 = -4\epsilon_1 - 2\epsilon_2, \quad (24)$$

hence by substituting (18) and (19), the scalar spectral index takes the form,

$$n_s = 1 + 2\eta - 6\epsilon. \quad (25)$$

Furthermore, the tensor-to-scalar ratio has the form,

$$r = 8\kappa^2 \frac{\dot{\phi}^2}{H^2}, \quad (26)$$

which in the case at hand is equal to,

$$r = 16\epsilon. \quad (27)$$

Now, having discussed the general structure of the scalar inflationary theories, we consider the case that n_s has a specific functional form depending on the tensor-to-scalar ratio, of the form,

$$n_s = f(r), \quad (28)$$

and $f(r)$ is a given function which can be arbitrarily chosen. This is nothing but a second order differential equation of the scalar field potential, of the form,

$$n_s = 1 + 2\eta - 6\epsilon = 1 + 2\frac{1}{\kappa^2} \frac{V''}{V} - 6\frac{1}{2\kappa^2} \frac{V'^2}{V^2} = f(r) = f\left(16\frac{1}{2\kappa^2} \frac{V'^2}{V^2}\right), \quad (29)$$

which can be solved with respect to the scalar field potential. Thus the method for obtaining desirable forms of the spectral index is very simple. Define the desired form of the spectral index as a function of the tensor-to-scalar ratio, and then solve the differential equation (29) with respect to the scalar field, to discover which potential can yield the resulting $n_s(r)$ behavior. It is understandable that the function $f(r)$ must be relatively simple, because the differential equation (29) can be highly non-trivial and non-linear for general forms of the function $f(r)$. Thus we shall limit our analysis to cases that can be tackled analytically.

III. EXAMPLES OF SIMPLE $n_s(r)$ ATTRACTORS AND THEIR PHENOMENOLOGY

In this section we shall consider four distinct attractor models by assuming rather simple $n_s(r)$ behavior, which result to analytically tractable phenomenology and we shall examine in detail their inflationary phenomenology, also comparing the results with the ACT data [29] and the updated Planck/BICEP constraints [30].

A. Model I: $n_s(r)$ Attractors of the Form $n_s(r) = 1 - \frac{1}{3\alpha}r^{1/2}$ and Phenomenology

As a first example we shall consider the inflationary models which yield the following $n_s(r)$ relation,

$$n_s(r) = 1 - \frac{1}{3\alpha}r^{1/2}. \quad (30)$$

which is the class of models discussed in the previous section which motivated us to consider the attractor relation $n_s(r)$. The results we expect are plateau exponential potentials, like the Starobinsky and the Higgs model. We start from Eq. (30), combining it with the differential equation (29) and we use $f(r) = 1 - \frac{1}{3\alpha}r^{1/2}$ in this case. By introducing the function $s(\phi)$,

$$s(\phi) = \frac{V'(\phi)}{V(\phi)}, \quad (31)$$

and by assuming for this scenario that $s(\phi) > 0$, the differential equation (29) for $f(r) = 1 - \frac{1}{3\alpha}r^{1/2}$ can be written in this case,

$$s' + s^2 - \frac{1}{2}s^2 + \beta s = 0, \quad (32)$$

where β in this case is defined as $\beta = \frac{\sqrt{2}\kappa}{3\alpha}$. By solving the differential equation (32) we obtain for this scenario,

$$s(\phi) = \frac{2\beta}{1 - A e^{\beta\phi}}, \quad (33)$$

hence by recalling that $s(\phi) = \frac{V'(\phi)}{V(\phi)}$, and by solving with respect to the scalar potential, we get,

$$V(\phi) = V_0 \frac{e^{2\beta\phi}}{(1 - A e^{\beta\phi})^2}, \quad (34)$$

where V_0 and A are integration constants. As usual, the parameter V_0 will be constrained by the amplitude of the scalar perturbations and does not affect the observational indices at all.

Now let us analyze the phenomenology of the model (34) in some detail. The first potential slow-roll index ϵ (20) in this case reads,

$$\epsilon = \frac{4}{9\alpha^2 \left(A e^{\frac{\sqrt{2}\kappa\phi}{3\alpha}} - 1 \right)^2}, \quad (35)$$

while the second potential slow-roll index η (21) reads in this case,

$$\eta = \frac{4 \left(A e^{\frac{\sqrt{2}\kappa\phi}{3\alpha}} + 2 \right)}{9\alpha^2 \left(A e^{\frac{\sqrt{2}\kappa\phi}{3\alpha}} - 1 \right)^2}. \quad (36)$$

By solving the equation $\epsilon(\phi_f) = 1$, we obtain the value of the scalar field at the end of the inflationary regime, which is $\phi_f = \frac{3\alpha \log\left(\frac{3\alpha-2}{3\alpha A}\right)}{\sqrt{2}\kappa}$. Also, the value of the scalar field at the first horizon crossing ϕ_i can be evaluated by using the definition of the e -foldings number (23) and also the value for ϕ_f we found above, so in this case we have,

$$\phi_i = \frac{3\alpha \log\left(\frac{9\alpha^2-6\alpha-4N}{9\alpha^2 A}\right)}{\sqrt{2}\kappa}. \quad (37)$$

So in this case, the spectral index of the primordial scalar perturbations at first horizon crossing is at leading order,

$$n_s = 1 - \frac{2}{N} + \frac{3\alpha}{N^2}, \quad (38)$$

while the corresponding tensor-to-scalar ratio reads,

$$r = \frac{36\alpha^2}{N^2}. \quad (39)$$

For $N = 60$, the maximum value allowed for α in order for the tensor-to-scalar ratio to be compatible with the Planck/BICEP constraint is $\alpha \simeq 1.991$. So for this value we have $n_s \simeq 0.968247$ and $r \simeq 0.0359708$. Therefore, this class of models can never be compatible with the ACT data, something which we expected, since for the plateau potentials we always have $n_s = 1 - \frac{2}{N}$ at leading order, as it can also be seen by looking at Eq. (38). Before closing, let us also evaluate the effective equation of state parameter (EoS), defined as,

$$w_{eff} = -1 - \frac{2}{3} \frac{\dot{H}}{H^2} = -1 + \frac{r}{24}, \quad (40)$$

which we expect it to be $w_{eff} = -1/3$ at the end of inflation, so at $N = 0$ or equivalently at $\phi = \phi_f$, while it must be near its de Sitter value $w_{eff} = -1$ at the beginning of inflation, so at $\phi = \phi_i$, or at $N \sim 60$. In this case at $\phi = \phi_i$, for $\alpha \simeq 1.991$ we have $w_{eff} = -0.998501$, while at $\phi = \phi_f$ we have $w_{eff} = -0.3333$ which is the expected behavior.

B. Model II: $n_s(r)$ Attractors of the Form $n_s(r) = 1 - \alpha r$ and Phenomenology

Now we consider the inflationary models which yield the following $n_s(r)$ relation,

$$n_s(r) = 1 - \alpha r. \quad (41)$$

Let us see which class of potentials lead to the $n_s(r)$ relation of Eq. (41). We start from Eq. (41), combining it with the differential equation (29) and we use in this case $f(r) = 1 - \alpha r$. By using the function $s(\phi)$ of Eq. (31), the differential equation (29) for $f(r) = 1 - \alpha r$ can be written in this case,

$$s' - \frac{8\alpha - 1}{2} s^2 = 0. \quad (42)$$

By solving the differential equation (42) we obtain for this scenario,

$$s(\phi) = \frac{1}{A\phi + c_1}, \quad (43)$$

where $A = \frac{8\alpha - 1}{2}$ and c_1 is an integration constant. Hence by recalling that $s(\phi) = \frac{V'(\phi)}{V(\phi)}$, and by solving with respect to the scalar potential, we get in this case,

$$V(\phi) = V_0 (A\phi + c_1)^{1/A}, \quad (44)$$

where V_0 and A are integration constants. Note that if $\alpha = 1/8$, hence $A = 0$ the differential equation (42) would yield the solution $V(\phi) = V_0 e^{S_0 \phi}$ which is a simple exponential inflation, leading to non-viable inflationary phenomenology and to eternal inflation. Now let us analyze the phenomenology of the model (44) in some detail. The first potential slow-roll index ϵ (20) in this case reads,

$$\epsilon = \frac{2}{\kappa^2((8\alpha - 1)\phi + 2c_1)^2}, \quad (45)$$

while the second potential slow-roll index η (21) reads in this case,

$$\eta = \frac{6 - 16\alpha}{\kappa^2((8\alpha - 1)\phi + 2c_1)^2}. \quad (46)$$

By solving the equation $\epsilon(\phi_f) = 1$, we obtain the value of the scalar field at the end of the inflationary regime, which is,

$$\phi_f = \frac{\sqrt{2}\sqrt{64\alpha^2\kappa^2 - 16\alpha\kappa^2 + \kappa^2} - 16\alpha c_1\kappa^2 + 2c_1\kappa^2}{64\alpha^2\kappa^2 - 16\alpha\kappa^2 + \kappa^2}. \quad (47)$$

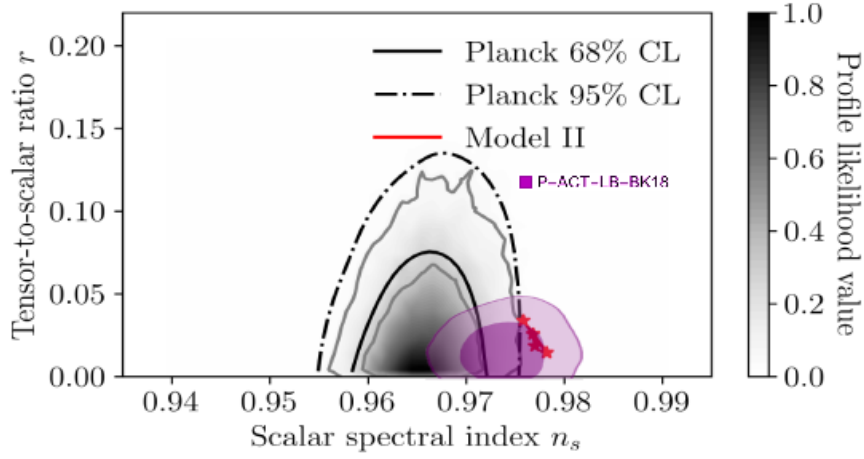


FIG. 1: Marginalized curves of the Planck 2018 data and the model (44), confronted with the ACT data, the Planck 2018 data, and the updated Planck constraints on the tensor-to-scalar ratio for $N = 50$ and α in the range $\alpha = [0.68, 1.5]$.

Also, the value of the scalar field at the first horizon crossing ϕ_i can be evaluated by using the definition of the e -foldings number (23) and also for the value of ϕ_f we found above, so in this case we have,

$$\phi_i = \frac{2 \left(\kappa \sqrt{8\alpha\Gamma - \Gamma + c_1^2\kappa^2 + 8\alpha N - N} - c_1\kappa^2 \right)}{8\alpha\kappa^2 - \kappa^2}, \quad (48)$$

where Γ is defined as follows,

$$\Gamma = \kappa^2 \left(2\alpha\phi_f^2 + c_1\phi_f - \frac{\phi_f^2}{4} \right). \quad (49)$$

So in this case, the spectral index of the primordial scalar perturbations at first horizon crossing is at leading order,

$$n_s = 1 - \frac{8\alpha}{(8\alpha - 1)N} + \frac{4\alpha}{(8\alpha - 1)^2 N^2}, \quad (50)$$

while the corresponding tensor-to-scalar ratio reads,

$$r = \frac{8}{(8\alpha - 1)N} - \frac{4}{(8\alpha - 1)^2 N^2}. \quad (51)$$

Now this model can be compatible with both the ACT constraint on the scalar spectral index and the updated BICEP/Planck constraint. For example if we choose, $N = 50$ and $\alpha = 0.715$ we get $n_s = 0.975814$ and $r = 0.0338266$, well fitted in the ACT and BICEP/Planck data. We can have a better idea of the viability of this model by looking in Fig. 1 where we present the confrontation of the model (44) with the Planck 2018 data and the updated ACT data, choosing α in the range $\alpha = [0.68, 1.5]$ and $N = 50$. Note that for $\alpha < 0.68$ the BICEP/Planck constraint is violated. So for $\alpha = [0.68, 1.5]$, as it can be seen in Fig. 1 the model (44) is well fitted within the ACT and the BICEP/Planck data. Before closing, let us also evaluate the EoS parameter of Eq. (40) at the end and at the beginning of inflation. In this case at $\phi = \phi_i$, for $\alpha \simeq 0.715$ we have $w_{eff} = -0.99859$, while at $\phi = \phi_f$ we have $w_{eff} = -0.3333$ which is the expected behavior.

C. Model III: $n_s(r)$ Attractors of the Form $n_s(r) = 1 - \beta r - \gamma\sqrt{r}$ and Phenomenology: Scenario I $s(\phi) < 0$

Now we consider the inflationary models which yield the following $n_s(r)$ relation,

$$n_s(r) = 1 - \beta r - \gamma\sqrt{r}. \quad (52)$$

Let us see which class of potentials lead to the $n_s(r)$ relation of Eq. (52). We start from Eq. (52), combining it with the differential equation (29) and we use in this case $f(r) = 1 - \beta r - \gamma\sqrt{r}$. By using the function $s(\phi)$ of Eq. (31), the differential equation (29) for $f(r) = 1 - \beta r - \gamma\sqrt{r}$ can be written in this case,

$$s' = A s^2 + B s, \quad (53)$$

where $A = \frac{1-8\beta}{2}$ and $B = \frac{\gamma\kappa\sqrt{8}}{2}$. By solving the differential equation (53) and by solving with respect to the scalar potential, for $s(\phi) < 0$ in this case, we get,

$$V(\phi) = V_0 (1 - AK e^{B\phi})^{-1/A}, \quad (54)$$

where V_0, K are integration constants. In this case, it is vital to have $s(\phi) < 0$ and we must check in the end for the values for which the viability comes, whether $s(\phi) < 0$ for $\phi = \phi_i$ and $\phi = \phi_f$. Of course it must hold true for all the values of N in the range $N = [0, 60]$. Now let us analyze the phenomenology of the model (54) in some detail. The first potential slow-roll index ϵ (20) in this case reads,

$$\epsilon = \frac{4\gamma^2 K^2 e^{2\sqrt{2}\gamma\kappa\phi}}{(1 - 8\beta)^2 (K e^{\sqrt{2}\gamma\kappa\phi} - 1)^2}, \quad (55)$$

while the second potential slow-roll index η (21) reads in this case,

$$\eta = \frac{4\gamma^2 K e^{\sqrt{2}\gamma\kappa\phi} (-8\beta + 2K e^{\sqrt{2}\gamma\kappa\phi} + 1)}{(1 - 8\beta)^2 (K e^{\sqrt{2}\gamma\kappa\phi} - 1)^2}. \quad (56)$$

By solving the equation $\epsilon(\phi_f) = 1$, we obtain the value of the scalar field at the end of the inflationary regime, which is,

$$\phi_f = \frac{\log\left(\frac{8\beta-1}{K(8\beta+2\gamma-1)}\right)}{\sqrt{2}\gamma\kappa}. \quad (57)$$

Also, the value of the scalar field at the first horizon crossing ϕ_i can be evaluated by using the definition of the e -foldings number (23) and also for the value of ϕ_f we found above, so in this case we have,

$$\phi_i = \frac{8\beta W\left(\frac{e^{-\frac{4\gamma^2(\Gamma+N)}{8\beta-1}}}{K}\right) - W\left(-\frac{e^{-\frac{4\gamma^2(\Gamma+N)}{8\beta-1}}}{K}\right) + 4\gamma^2(\Gamma+N)}{\sqrt{2}(8\beta-1)\gamma\kappa}, \quad (58)$$

where Γ is defined as follows,

$$\Gamma = \frac{(8\beta-1)\kappa\left(\frac{e^{-\sqrt{2}\gamma\kappa\phi_f}}{\sqrt{2}\gamma\kappa} + K\phi_f\right)}{2\sqrt{2}\gamma K}, \quad (59)$$

and also $W(z)$ in Eq. (58) is the Lambert function. So in this case, we can easily obtain the scalar spectral index and the tensor-to-scalar ratio in closed analytic form, but these are too extended to quote here. Now this model can be compatible with both the ACT constraint on the scalar spectral index and the updated BICEP/Planck constraint. For example if we choose, $N = 50$, $K = 10$, $\gamma = -0.0000001$ and $\beta = 0.74$ we get $n_s = 0.97618$ and $r = 0.032471$, well fitted in the ACT and BICEP/Planck data. We can have a better idea of the viability of this model too by looking in Fig. 2 where we present the confrontation of the model (54) with the Planck 2018 data and the updated ACT data, for $N = 50$, $K = 10$, $\gamma = -0.0000001$ and β in the range $\beta = [0.68, 0.98]$. Note that if $\beta < 0.68$ the BICEP/Planck constraint is violated. So for $N = 50$, $K = 10$, $\gamma = -0.0000001$ and β in the range $\beta = [0.68, 0.98]$, as it can be seen in Fig. 2 the model (54) is well fitted within the ACT and the BICEP/Planck data. Before closing, let us also evaluate the EoS parameter of Eq. (40) at the end and at the beginning of inflation. In this case at $\phi = \phi_i$, for $N = 50$, $K = 10$, $\gamma = -0.0000001$ and $\beta = 0.74$ we have $w_{eff} = -0.99864$, while at $\phi = \phi_f$ we have $w_{eff} = -0.3333$ which is again the expected behavior. Also it can easily be checked that the constraint $s(\phi) < 0$ is well respected for all the values of the scalar field in the range $\phi = [\phi_i, \phi_f]$. In fact at $\phi = \phi_i$ we have $s(\phi_i) = -0.0637095\kappa$ and at $\phi = \phi_f$ we have $s(\phi_f) = -\sqrt{2}\kappa$.

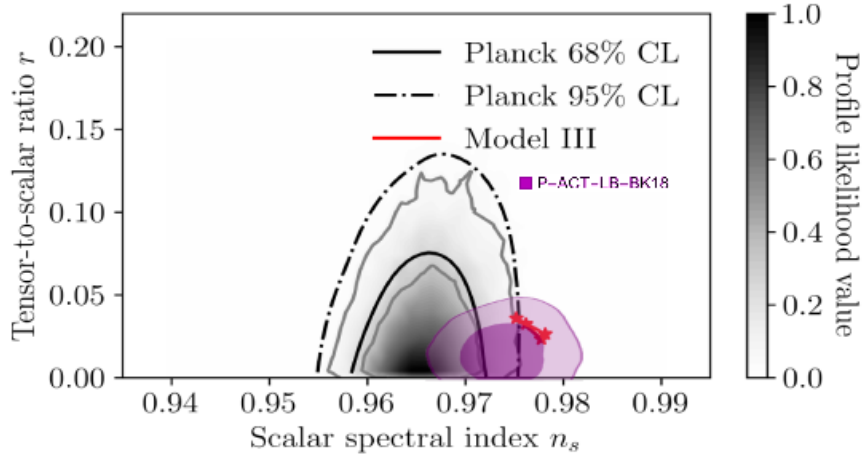


FIG. 2: Marginalized curves of the Planck 2018 data and the model (54), confronted with the ACT data, the Planck 2018 data, and the updated Planck constraints on the tensor-to-scalar ratio for $N = 50$, $K = 10$, $\gamma = -0.0000001$ and β in the range $\beta = [0.68, 0.98]$.

D. Model IV: $n_s(r)$ Attractors of the Form $n_s(r) = 1 - \beta r - \gamma\sqrt{r}$ and Phenomenology: Scenario II $s(\phi) > 0$

Now we consider the same inflationary models which yield the $n_s(r)$ relation of Eq. (52), namely,

$$n_s(r) = 1 - \beta r - \gamma\sqrt{r}, \quad (60)$$

but in this case we assume $s(\phi) > 0$ during the duration of inflation. In this case, the differential equation (29) becomes,

$$s' = A s^2 - B s, \quad (61)$$

where $A = \frac{1-8\beta}{2}$ and $B = \sqrt{2}\gamma\kappa$. By solving the differential equation (61) and by solving with respect to the scalar potential, for $s(\phi) > 0$ in this case, we get,

$$V(\phi) = V_0 \frac{e^{\frac{B\phi}{A}}}{(A - K e^{B\phi})^{1/A}}, \quad (62)$$

where V_0, K are integration constants. In this case, it is vital to have $s(\phi) > 0$ and we also must check this in the end for the values for which the viability comes, whether $s(\phi) > 0$ for $\phi = \phi_i$ and $\phi = \phi_f$. Of course, as in the previous case, it must hold true for all the values of N in the range $N = [0, 60]$. Now let us again analyze the phenomenology of the model (62) in some detail. The first potential slow-roll index ϵ (20) in this case reads,

$$\epsilon = \frac{4\gamma^2}{\left(8\beta + 2K e^{\sqrt{2}\gamma\kappa\phi} - 1\right)^2}, \quad (63)$$

while the second potential slow-roll index η (21) reads in this case,

$$\eta = \frac{8\gamma^2 \left(K e^{\sqrt{2}\gamma\kappa\phi} + 1\right)}{\left(8\beta + 2K e^{\sqrt{2}\gamma\kappa\phi} - 1\right)^2}. \quad (64)$$

By solving the equation $\epsilon(\phi_f) = 1$, we obtain the value of the scalar field at the end of the inflationary regime, which is,

$$\phi_f = \frac{\log\left(\frac{-8\beta - 2\gamma + 1}{2K}\right)}{\sqrt{2}\gamma\kappa}. \quad (65)$$

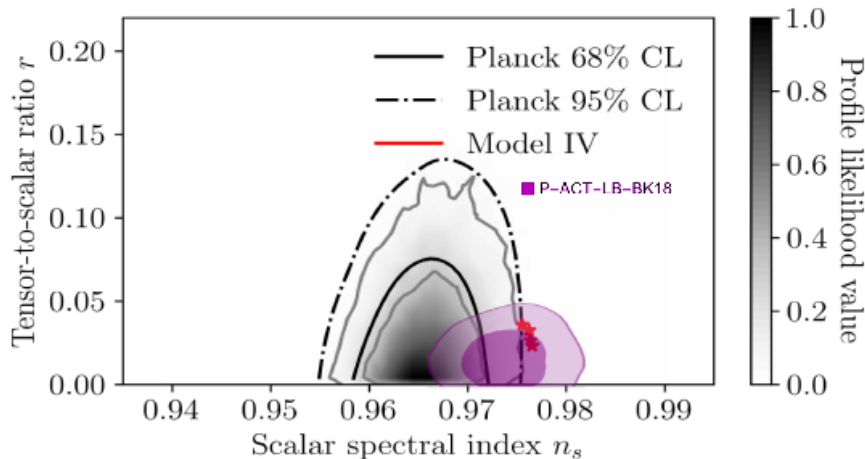


FIG. 3: Marginalized curves of the Planck 2018 data and the model (62), confronted with the ACT data, the Planck 2018 data, and the updated Planck constraints on the tensor-to-scalar ratio for $N = 50$, $K = -10$, $\gamma = -0.0000001$ and β in the range $\beta = [0.68, 0.98]$.

Also, the value of the scalar field at the first horizon crossing ϕ_i in this case is,

$$\phi_i = \frac{(1 - 8\beta)W\left(\frac{2Ke^{-\frac{4\gamma^2(\Gamma+N)}{8\beta-1}}}{8\beta-1}\right) - 4\gamma^2(\Gamma + N)}{\sqrt{2}(8\beta - 1)\gamma\kappa}, \quad (66)$$

where Γ is defined as follows,

$$\Gamma = -\frac{\kappa\left(8\beta\phi_f + \frac{\sqrt{2}Ke^{\frac{\sqrt{2}\gamma\kappa\phi_f}{\gamma\kappa}}}{\gamma\kappa} - \phi_f\right)}{2\sqrt{2}\gamma}, \quad (67)$$

and $W(z)$ in Eq. (66) is again the Lambert function. In this case too we can obtain the scalar spectral index and the tensor-to-scalar ratio in closed analytic form, but these are again too extended to quote here. Now this model too can be compatible with both the ACT constraint on the scalar spectral index and the updated BICEP/Planck constraint. For example if we choose, $N = 50$, $K = -10$, $\gamma = -0.0000001$ and $\beta = 0.74$ we get $n_s = 0.97624$ and $r = 0.032471$, well fitted in the ACT and BICEP/Planck data, and similar to the ones of the model with $s(\phi) < 0$. We can have a better idea of the viability of this model too by looking in Fig. 3 where we present the confrontation of the model (62) with the Planck 2018 data and the updated ACT data, for $N = 50$, $K = -10$, $\gamma = -0.0000001$ and β in the range $\beta = [0.68, 0.98]$. Note that in this case too, if $\beta < 0.68$ the BICEP/Planck constraint is violated. So for $N = 50$, $K = -10$, $\gamma = -0.0000001$ and β in the range $\beta = [0.68, 0.98]$, as it can be seen in Fig. 3 the model (62) is well fitted within the ACT and the BICEP/Planck data. Let us also evaluate the EoS parameter of Eq. (40) at the end and at the beginning of inflation. In this case at $\phi = \phi_i$, for $N = 50$, $K = -10$, $\gamma = -0.0000001$ and $\beta = 0.74$ we have $w_{eff} = -0.99865$, while at $\phi = \phi_f$ we have $w_{eff} = -0.3333$ which is again the expected behavior and similar to the previous model. Also it can easily be checked that the constraint $s(\phi) > 0$ is well respected for all the values of the scalar field in the range $\phi = [\phi_i, \phi_f]$. In fact at $\phi = \phi_i$ we have $s(\phi_i) = 0.0637095\kappa$ and at $\phi = \phi_k$ we have $s(\phi_f) = \sqrt{2}\kappa$.

IV. CONCLUSIONS

In this article we sought for general classes of single scalar field inflationary models which can be compatible with the ACT and Planck/BICEP constraints using a top-bottom approach. With the top-bottom approach we mean that we did not start studying the phenomenology of inflationary models from the scalar potential itself, instead we started by defining the functional dependence of the spectral index of the scalar perturbations as a function of the tensor-to-scalar ratio, that is the function $n_s(r) = f(r)$. The relation $n_s(r) = f(r)$ is a differential equation for the single scalar field theory and thus by providing the function $f(r)$, it is possible that the potential is found for some choices of the

function $f(r)$. We presented three classes of models which can be viable with the ACT and BICEP/Planck data. Our original motivation was inspired by the plateau potentials which result to a universal relation shared for all the potentials that behave as plateau potentials asymptotically. These models include the Higgs and Starobinsky inflation as well as the a -attractor models and in these models one has $n_s(r) = 1 - \alpha r^{1/2}$. The classes of $n_s(r)$ attractor models which we considered have a relatively simple $n_s(r)$ relation, which facilitates finding the solution of the differential equation in closed form. The classes of models we considered are variants of the form $n_s(r) = \gamma \pm \beta r \pm \alpha r^{1/2}$ and the resulting phenomenologies were found to be viable and compatible with the ACT data. It would be useful to investigate whether these models can be a part of some no-scale supergravity theory, but this task stretches beyond the aims and scopes of this introductory article.

-
- [1] A. D. Linde, Lect. Notes Phys. **738** (2008) 1 [arXiv:0705.0164 [hep-th]].
 - [2] D. S. Gorbunov and V. A. Rubakov, “Introduction to the theory of the early universe: Cosmological perturbations and inflationary theory,” Hackensack, USA: World Scientific (2011) 489 p;
 - [3] A. Linde, arXiv:1402.0526 [hep-th];
 - [4] D. H. Lyth and A. Riotto, Phys. Rept. **314** (1999) 1 [hep-ph/9807278].
 - [5] M. H. Abitbol *et al.* [Simons Observatory], Bull. Am. Astron. Soc. **51** (2019), 147 [arXiv:1907.08284 [astro-ph.IM]].
 - [6] E. Allys *et al.* [LiteBIRD], PTEP **2023** (2023) no.4, 042F01 doi:10.1093/ptep/ptac150 [arXiv:2202.02773 [astro-ph.IM]].
 - [7] S. Hild, M. Abernathy, F. Acernese, P. Amaro-Seoane, N. Andersson, K. Arun, F. Barone, B. Barr, M. Barsuglia and M. Beker, *et al.* Class. Quant. Grav. **28** (2011), 094013 doi:10.1088/0264-9381/28/9/094013 [arXiv:1012.0908 [gr-qc]].
 - [8] J. Baker, J. Bellovary, P. L. Bender, E. Berti, R. Caldwell, J. Camp, J. W. Conklin, N. Cornish, C. Cutler and R. DeRosa, *et al.* [arXiv:1907.06482 [astro-ph.IM]].
 - [9] T. L. Smith and R. Caldwell, Phys. Rev. D **100** (2019) no.10, 104055 doi:10.1103/PhysRevD.100.104055 [arXiv:1908.00546 [astro-ph.CO]].
 - [10] J. Crowder and N. J. Cornish, Phys. Rev. D **72** (2005), 083005 doi:10.1103/PhysRevD.72.083005 [arXiv:gr-qc/0506015 [gr-qc]].
 - [11] T. L. Smith and R. Caldwell, Phys. Rev. D **95** (2017) no.4, 044036 doi:10.1103/PhysRevD.95.044036 [arXiv:1609.05901 [gr-qc]].
 - [12] N. Seto, S. Kawamura and T. Nakamura, Phys. Rev. Lett. **87** (2001), 221103 doi:10.1103/PhysRevLett.87.221103 [arXiv:astro-ph/0108011 [astro-ph]].
 - [13] S. Kawamura, M. Ando, N. Seto, S. Sato, M. Musha, I. Kawano, J. Yokoyama, T. Tanaka, K. Ioka and T. Akutsu, *et al.* [arXiv:2006.13545 [gr-qc]].
 - [14] A. Weltman, P. Bull, S. Camera, K. Kelley, H. Padmanabhan, J. Pritchard, A. Raccanelli, S. Riemer-Sørensen, L. Shao and S. Andrianomena, *et al.* Publ. Astron. Soc. Austral. **37** (2020), e002 doi:10.1017/pasa.2019.42 [arXiv:1810.02680 [astro-ph.CO]].
 - [15] P. Auclair *et al.* [LISA Cosmology Working Group], [arXiv:2204.05434 [astro-ph.CO]].
 - [16] G. Agazie *et al.* [NANOGrav], Astrophys. J. Lett. **951** (2023) no.1, L8 doi:10.3847/2041-8213/acdac6 [arXiv:2306.16213 [astro-ph.HE]].
 - [17] S. Vagnozzi, JHEAp **39** (2023), 81-98 doi:10.1016/j.jheap.2023.07.001 [arXiv:2306.16912 [astro-ph.CO]].
 - [18] V. K. Oikonomou, Phys. Rev. D **108** (2023) no.4, 043516 doi:10.1103/PhysRevD.108.043516 [arXiv:2306.17351 [astro-ph.CO]].
 - [19] S. Nojiri, S. D. Odintsov and V. K. Oikonomou, Phys. Rept. **692** (2017) 1 [arXiv:1705.11098 [gr-qc]].
 - [20] S. Capozziello, M. De Laurentis, Phys. Rept. **509**, 167 (2011);
V. Faraoni and S. Capozziello, Fundam. Theor. Phys. **170** (2010).
 - [21] S. Nojiri, S.D. Odintsov, eConf **C0602061**, 06 (2006) [Int. J. Geom. Meth. Mod. Phys. **4**, 115 (2007)].
 - [22] S. Nojiri, S.D. Odintsov, Phys. Rept. **505**, 59 (2011);
 - [23] D. H. Lee, W. Yang, E. Di Valentino, S. Pan and C. van de Bruck, [arXiv:2507.11432 [astro-ph.CO]].
 - [24] E. Özlüker, E. Di Valentino and W. Giarè, [arXiv:2506.19053 [astro-ph.CO]].
 - [25] D. A. Kessler, L. A. Escamilla, S. Pan and E. Di Valentino, [arXiv:2504.00776 [astro-ph.CO]].
 - [26] S. Nojiri, S. D. Odintsov and V. K. Oikonomou, [arXiv:2506.21010 [gr-qc]].
 - [27] S. Vagnozzi, Phys. Rev. D **102** (2020) no.2, 023518 doi:10.1103/PhysRevD.102.023518 [arXiv:1907.07569 [astro-ph.CO]].
 - [28] T. Louis *et al.* [ACT], [arXiv:2503.14452 [astro-ph.CO]].
 - [29] E. Calabrese *et al.* [ACT], [arXiv:2503.14454 [astro-ph.CO]].
 - [30] P. A. R. Ade *et al.* [BICEP and Keck], Phys. Rev. Lett. **127** (2021) no.15, 151301 doi:10.1103/PhysRevLett.127.151301 [arXiv:2110.00483 [astro-ph.CO]].
 - [31] R. Kallosh, A. Linde and D. Roest, [arXiv:2503.21030 [hep-th]].
 - [32] Q. Gao, Y. Gong, Z. Yi and F. Zhang, [arXiv:2504.15218 [astro-ph.CO]].
 - [33] L. Liu, Z. Yi and Y. Gong, [arXiv:2505.02407 [astro-ph.CO]].
 - [34] Yogesh, A. Mohammadi, Q. Wu and T. Zhu, [arXiv:2505.05363 [astro-ph.CO]].
 - [35] Z. Yi, X. Wang, Q. Gao and Y. Gong, [arXiv:2505.10268 [astro-ph.CO]].

- [36] Z. Z. Peng, Z. C. Chen and L. Liu, [arXiv:2505.12816 [astro-ph.CO]].
- [37] W. Yin, [arXiv:2505.03004 [hep-ph]].
- [38] C. T. Byrnes, M. Cort s and A. R. Liddle, [arXiv:2505.09682 [astro-ph.CO]].
- [39] W. J. Wolf, [arXiv:2506.12436 [astro-ph.CO]].
- [40] S. Aoki, H. Otsuka and R. Yanagita, [arXiv:2504.01622 [hep-ph]].
- [41] Q. Gao, Y. Qian, Y. Gong and Z. Yi, [arXiv:2506.18456 [gr-qc]].
- [42] M. Zahoor, S. Khan and I. A. Bhat, [arXiv:2507.18684 [astro-ph.CO]].
- [43] E. G. M. Ferreira, E. McDonough, L. Balkenhol, R. Kallosh, L. Knox and A. Linde, [arXiv:2507.12459 [astro-ph.CO]].
- [44] A. Mohammadi, Yogesh and A. Wang, [arXiv:2507.06544 [astro-ph.CO]].
- [45] S. Choudhury, G. Bauyrzhan, S. K. Singh and K. Yerzhanov, [arXiv:2506.15407 [astro-ph.CO]].
- [46] S. D. Odintsov and V. K. Oikonomou, Phys. Lett. B **868** (2025), 139779 doi:10.1016/j.physletb.2025.139779 [arXiv:2506.08193 [gr-qc]].
- [47] R. D. A. Q., J. Chagoya and A. A. Roque, [arXiv:2508.13273 [gr-qc]].
- [48] Y. Zhu, Q. Gao, Y. Gong and Z. Yi, [arXiv:2508.09707 [astro-ph.CO]].
- [49] G. Kouniatis and E. N. Saridakis, [arXiv:2507.17721 [astro-ph.CO]].
- [50] M. Hai, A. R. Kamal, N. F. Shamma and M. S. J. Shuvo, [arXiv:2506.08083 [hep-th]].
- [51] C. DiGuardi, A. J. Iovino and A. Racioppi, Phys. Lett. B **868** (2025), 139664 doi:10.1016/j.physletb.2025.139664 [arXiv:2504.02809 [gr-qc]].
- [52] J. Yuennan, P. Koad, F. Atamurotov and P. Channuie, [arXiv:2508.17263 [astro-ph.CO]].
- [53] H. J. Kuralkar, S. Panda and A. Vidyarthi, [arXiv:2504.15061 [gr-qc]].
- [54] H. J. Kuralkar, S. Panda and A. Vidyarthi, JCAP **05** (2025), 073 doi:10.1088/1475-7516/2025/05/073 [arXiv:2502.03573 [astro-ph.CO]].
- [55] T. Modak, [arXiv:2509.02979 [astro-ph.CO]].
- [56] V. K. Oikonomou, [arXiv:2508.19196 [gr-qc]].
- [57] S. D. Odintsov and V. K. Oikonomou, [arXiv:2508.17358 [gr-qc]].
- [58] S. Aoki, H. Otsuka and R. Yanagita, [arXiv:2509.06739 [hep-ph]].
- [59] Z. Ahghari and M. Farhoudi, [arXiv:2512.12286 [gr-qc]].
- [60] E. McDonough and E. G. M. Ferreira, [arXiv:2512.05108 [astro-ph.CO]].
- [61] D. Chakraborty, M. Hai, S. T. Jahan, A. R. Kamal and M. S. J. Shuvo, [arXiv:2511.19610 [hep-th]].
- [62] S. Noori Gashti, M. A. S. Afshar, M. R. Alipour, B. Pourhassan and J. Sadeghi, Eur. Phys. J. C **85** (2025) no.11, 1343 doi:10.1140/epjc/s10052-025-15066-0
- [63] J. Yuennan, F. Atamurotov and P. Channuie, [arXiv:2511.17216 [astro-ph.CO]].
- [64] B. Deb and A. Deshamukhya, [arXiv:2511.06453 [gr-qc]].
- [65] M. A. S. Afshar, S. Noori Gashti, M. R. Alipour, B. Pourhassan, I. Sakalli and J. Sadeghi, [arXiv:2510.20876 [astro-ph.CO]].
- [66] J. Ellis, M. A. G. Garcia, K. A. Olive and S. Verner, [arXiv:2510.18656 [hep-ph]].
- [67] J. Yuennan, F. Atamurotov and P. Channuie, Phys. Lett. B **872** (2026), 140065 doi:10.1016/j.physletb.2025.140065 [arXiv:2509.23329 [gr-qc]].
- [68] Q. Y. Wang, [arXiv:2512.10862 [astro-ph.CO]].
- [69] Z. C. Qiu, Y. H. Pang and Q. G. Huang, [arXiv:2510.18320 [astro-ph.CO]].
- [70] X. Wang, K. Kohri and T. T. Yanagida, [arXiv:2506.06797 [astro-ph.CO]].
- [71] T. Asaka, S. Iso, H. Kawai, K. Kohri, T. Noumi and T. Terada, PTEP **2016** (2016) no.12, 123E01 doi:10.1093/ptep/ptw161 [arXiv:1507.04344 [hep-th]].
- [72] V. K. Oikonomou, Phys. Lett. B **871** (2025), 139972 doi:10.1016/j.physletb.2025.139972 [arXiv:2508.17363 [gr-qc]].
- [73] A. A. Starobinsky, Phys. Lett. B **91** (1980), 99-102 doi:10.1016/0370-2693(80)90670-X
- [74] F. L. Bezrukov and M. Shaposhnikov, Phys. Lett. B **659** (2008), 703-706 doi:10.1016/j.physletb.2007.11.072 [arXiv:0710.3755 [hep-th]].
- [75] R. Kallosh and A. Linde, Phys. Rev. D **91** (2015), 083528 doi:10.1103/PhysRevD.91.083528 [arXiv:1502.07733 [astro-ph.CO]].
- [76] R. Kallosh and A. Linde, JCAP **10** (2013), 033 doi:10.1088/1475-7516/2013/10/033 [arXiv:1307.7938 [hep-th]].
- [77] R. Kallosh and A. Linde, JCAP **12** (2013), 006 doi:10.1088/1475-7516/2013/12/006 [arXiv:1309.2015 [hep-th]].
- [78] R. Kallosh, A. Linde and D. Roest, JHEP **08** (2014), 052 doi:10.1007/JHEP08(2014)052 [arXiv:1405.3646 [hep-th]].
- [79] J. c. Hwang and H. Noh, Phys. Rev. D **71** (2005) 063536 doi:10.1103/PhysRevD.71.063536 [gr-qc/0412126].