

# Modeling Next-Token Prediction as Left-Nested Intuitionistic Implication

PAUL TARAU

University of North Texas

---

## Abstract

We introduce the *Arrow Language Model*, a neural architecture derived from an intuitionistic-logic interpretation of next-token prediction. Instead of representing tokens as additive embeddings mixed by attention, we encode a prefix as a *left-nested implication chain* whose structure preserves order through non-commutative composition. Next-token prediction corresponds to *modus ponens*, and sequence processing becomes constructive proof extension under the Curry–Howard correspondence. Our Prolog-based specialized theorem provers validate fundamental properties of the neural models, among which relations between commutative vs. non-commutative sequencing and single-token vs. multi-token prediction choices. We show that a neural architecture equivalent to multiplicative RNNs arises naturally from a proof-theoretic interpretation of next-token prediction as nested intuitionistic implication, we present a practical low-rank neural realization and position the model relative to Transformers and state-space models.

**Keywords:** logic-based derivation of neural architectures, intuitionistic implicational logic, token-as-operator neural models, state-space models, alternatives to transformer-based foundational models.

## 1 Introduction

Foundational Generative AI models involve mechanisms like next token(s) prediction that naturally benefit from unsupervised training on very large data sets at a scale closely matching the total multi-modal content of the internet.

The resulting distribution, encapsulated in the parametric memory of the model, *constructively* completes the initial sequence derived from the prompt and subsequently generated tokens with a set of probability-weighted next token candidates.

The underlying logic of the derivation of the next token hints to an intuitionistic implicational logic proof of  $q$  seen as an implication from assumptions in context  $E$ ,  $E \rightarrow q$ . This can be stated as *finding a way to transform a proof of an assumption context  $E$  into a proof of a consequence  $q$* . In the neural world this materializes as a transformation of the overall statistical evidence for  $E$  into a predicted probability for  $q$ .

In the case of the transformer models Vaswani et al. (2017), order information is learned via dedicated positional encodings that complement the parallel attention heads that learn deep dependencies relating to the “past” token sets while having the set of “future tokens” masked. This is a highly effective approach, but it obscures the logical structure of sequence prediction and provides little explanatory connection to symbolic reasoning.

We will explore here an alternative view: next-token prediction as implication completion. We ask whether the task of predicting the next word in a sequence can be understood as extending a proof in intuitionistic propositional logic—and whether this interpretation leads naturally to a viable neural architecture.

Our answer is affirmative. Starting from a symbolic encoding of sequences as left-nested intuitionistic implications, we derive a recurrent neural model in which each token acts as an operator transforming a proof state. The resulting architecture, which we call the *Arrow Language Model*, replaces similarity-based attention with non-commutative operator composition as the carrier of both semantic content and order.

Our logic-based insights will also be extended to cover multi-token prediction and it naturally relates to type inference and type inhabitation via the Curry-Howard isomorphism.

The rest of the paper is organized as follows. Section 2 introduces our theorem provers for propositional implicational intuitionistic logic. Section 3 justifies our choice of the logic formalism modeling content and order in the next token prediction. Section 4 illustrates instances of valid formulas relating left-nested implicational sequences, relevant for the next word(s) prediction task. Section 5 introduces an information retrieval mechanism by using implicational logic subformulas derived from a corpus split into sentences. Section 6 describes the a neural realization of the derived *Arrow Architecture*. Section 7 describes our experiments involving validation of our logic-based algorithms and their neural equivalents. Section 8 discusses limitations and future work directions. Section 9 overviews related work. Section 10 concludes the paper.

Our full open-source code is available at <https://github.com/ptarau/nextword>.

The literate Prolog code extracted from this paper is at <https://github.com/ptarau/nextword/blob/main/nextword.pro>.

## 2 Our tools : implicational intuitionistic logic theorem provers

We will start by motivating our choice of a purely symbolic logic representation that does not involve reliance on numerical implementations of ordering.

Implicational propositional logic allows reasoning, when seen as a Hilbert system with modus-ponens as its only inference rule:

$$\frac{p \rightarrow q \quad p}{\therefore q}$$

and with as little as two axioms corresponding via the Curry-Howard isomorphism to combinators K and S:

```
K combinator:
p->q->p

S combinator:
(p->q->r)->(p->q)->p->r
```

For the same formalism, when seen via the sequent calculus, simple and efficient theorem provers become available.

We will introduce them next as they will be used to support our logical inference mechanisms. The predicate `improve` implements Roy Dyckhoff's **LJT** calculus, restricted to the implicational fragment of propositional intuitionistic logic, proven as sound and complete in Dyckhoff (1992).

$$LJT_1 : \frac{}{A, \Gamma \vdash A}$$

$$LJT_2 : \frac{A, \Gamma \vdash B}{\Gamma \vdash A \rightarrow B}$$

$$LJT_3 : \frac{B, A, \Gamma \vdash G}{A \rightarrow B, A, \Gamma \vdash G}$$

$$LJT_4 : \frac{D \rightarrow B, \Gamma \vdash C \rightarrow D \quad B, \Gamma \vdash G}{(C \rightarrow D) \rightarrow B, \Gamma \vdash G}$$

Termination is ensured as one can identify a multiset ordering-based size definition that decreases after each step Dyckhoff (1992).

```

improve(T) :- improve(T, []).

improve(A, Vs) :- memberchk(A, Vs), !.
improve((A->B), Vs) :- !, improve(B, [A|Vs]).
improve(G, Vs1) :-
    select((A->B), Vs1, Vs2),
    improve_imp(A, B, Vs2),
    !,
    improve(G, [B|Vs2]).

improve_imp((C->D), B, Vs) :- !, improve((C->D), [(D->B)|Vs]).
improve_imp(A, _, Vs) :- memberchk(A, Vs).

```

The predicate `lprove` adds generation of a proof term by introducing lambda terms `l(X, E)` with lambda variable `X` and expression `E`, and `a(A, B)` representing application of a source `A` to target `B`.

```

%% X is the proof term of T
%% or, via Curry-Howard, X:T holds when X is an inhabitant of the type T
lprove(T, X) :- lprove(X, T, []), !.

lprove(l(X, E), (A->B), Vs) :- !, lprove(E, B, [X:A|Vs]). % introduce lambda term
lprove(E, G, Vs1) :-
    select(S: (A->B), Vs1, Vs2), % source of application
    lprove_imp(T, A, B, Vs2), % target of application
    !,
    lprove(E, G, [a(S, T):B|Vs2]). % apply source to target

lprove_imp(l(X, E), (C->D), B, Vs) :- !, lprove(E, (C->D), [X:(D->B)|Vs]).
lprove_imp(E, A, _, Vs) :- memberchk(E:A, Vs).

```

### 3 Content and order in propositional intuitionistic implicational logic

Next we will express the “next token prediction” as logical inference in implicational intuitionistic logic. Thus, we would like, from an implicational representation of “the cat” and a represen-

tation of “the cat sits”, to infer the next token “sits”, by just using *modus ponens*. We would also like the inference steps to be directly verifiable by our theorem provers.

### 3.1 Order Preservation by Left-Nested Implication

Each implication introduces a higher-order dependency on the entire previous structure. Any permutation alters the functional type of the antecedent, changing the set of inhabitants. Let  $w_1, \dots, w_n$  be atomic propositions and define

$$L_n = (((w_1 \rightarrow w_2) \rightarrow w_3) \rightarrow \dots) \rightarrow w_n.$$

Then  $L_n$  is not invariant under permutation of the  $w_i$  in intuitionistic logic.

#### Example 1

Counterexample for order invariance in left-nested implication chain.

```
?- improve((p->q->r) -> ((q->p)->r)).
false.
```

By contrast, right-nested implication  $R_n$  collapses to a conjunction-to-result form  $C_n$  and is  $w_1 \dots w_{n-1}$  permutation-invariant given that conjunction is commutative.

$$R_n = w_1 \rightarrow w_2 \rightarrow w_3 \rightarrow \dots \rightarrow w_{n-1} \rightarrow w_n.$$

$$C_n = w_1 \wedge w_2 \wedge w_3 \wedge \dots \wedge w_{n-1} \rightarrow w_n.$$

#### Example 2

Order invariance for right-nested implication:

```
?- improve((p->q->r) -> (q->p->r)).
true.
```

#### Example 3

Given the left-nested implicational representation of the tokens in a sentence and its infixes ensure inference of the next word by applying just *modus ponens*:

```
((the->cat)->sits)
(the->cat)
----- modus ponens
sits
```

or equivalently, by reflecting *modus ponens* as an implication

```
?- improve(((the->cat)->sits) -> (the->cat) -> sits).
true.
```

Note that expressing *modus ponens* in terms of implications makes it testable with a purely implicational prover, given the equivalence between  $(p \wedge (p \rightarrow q)) \rightarrow q$  and  $p \rightarrow (p \rightarrow q) \rightarrow r$ .

### 3.2 From sequences to implication chains

As our tokenized input is expressed as a Prolog list of words we will need to convert them as left-nested implications.

```

%% converts list to implication chain
% also handling special cases of empty and single-element lists
list2impl([], []).
list2impl([X], X).
list2impl([X, Y|Xs], R) :- seq2left_heavy([Y|Xs], X, R).

%% converts sequence to left-heavy implication chain
%% e.g. [a,b,c] -> (a->b)->c
seq2left_heavy([], End, End).
seq2left_heavy([X|Xs], Chain, End) :- seq2left_heavy(Xs, (Chain->X), End).

```

#### Example 4

```

?- list2impl([the,cat,sits,on,the,map], R).
R = (((((the->cat)->sits)->on)->the)->map).

```

### 3.3 Implication Depth and Proof Steps

We now make explicit the correspondence between symbolic implication depth and depth of recurrence.

*Proposition 1 (Implication Depth Corresponds to Recurrence Steps)*

Let  $L_n = (((((w_1 \rightarrow w_2) \rightarrow \dots) \rightarrow w_n)$  be a left-nested implication chain. Then  $L_n$  requires exactly  $n - 1$  successive implication introductions and eliminations.

#### Proof

Each nesting level introduces one implication whose antecedent is the entire previous chain. Constructively, forming or eliminating this implication requires one application of modus ponens. Thus, evaluating or extending  $L_n$  proceeds stepwise, with no parallel elimination of implications. This enforces a strict sequential dependency structure of depth  $n - 1$ .  $\square$

### 3.4 Next-Token Prediction as Modus Ponens

Given prefix implication  $I_p$  and full implication  $I_f$ ,

$$I_f = (I_p \rightarrow w)$$

producing  $w$  is an instance of modus ponens:

$$I_f \rightarrow (I_p \rightarrow I_f) \rightarrow w.$$

Thus, next-token prediction corresponds to constructive proof completion in intuitionistic implicational logic.

### 3.5 Curry–Howard Interpretation

Under the Curry–Howard isomorphism, propositions correspond to types, and proofs correspond to  $\lambda$ -terms inhabiting those types. From this perspective, next-token prediction can be viewed as the construction of a term inhabiting an implicational type determined by the prefix.

Intuitionistic Implicational Logic	$\lambda$ -Calculus (Curry–Howard)	Language Modeling
Proposition	Type of a $\lambda$ -term	Token as operator
Implication $A \rightarrow B$	Function type $A \rightarrow B$	State transition operator
Proof of $A \rightarrow B$	$\lambda$ -abstraction	Learned token operator
Proof term	$\lambda$ -term	Prefix representation
Modus ponens	Function application	Next-token inference
Normalization of proofs	$\beta$ -reduction	Recurrent state update

In this interpretation, a sentence prefix corresponds to a partially applied  $\lambda$ -term whose type is a left-nested implication. Predicting the next token amounts to supplying an argument that enables a further function application, i.e., an instance of modus ponens. The corresponding neural architecture can thus be seen as learning a numeric realization of proof construction, where recurrent state updates correspond to successive  $\beta$ -reductions in the associated  $\lambda$ -term.

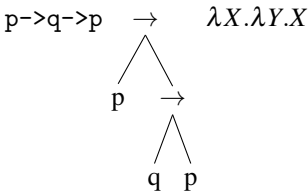
## 4 Theorems about single next word and multi-word predictions

We will illustrate our intuitionistic axioms and theorems as an implicational formula, followed by its tree representation and its proof term as an expression in  $\lambda$ -calculus .

### 4.1 Axioms

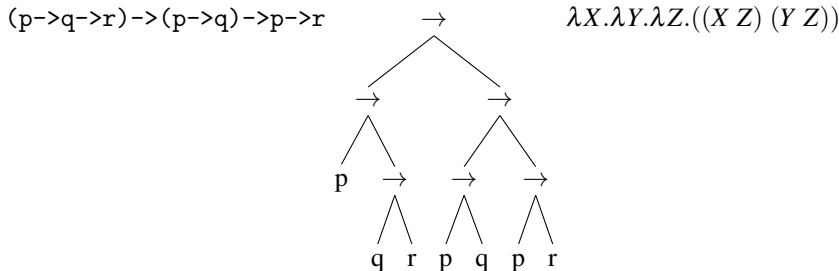
*Example 5*

K combinator:



*Example 6*

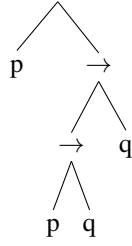
S combinator:



*Example 7*

Modus Ponens as implicational formula:

$$p \rightarrow (p \rightarrow q) \rightarrow q \quad \lambda X. \lambda Y. (Y X)$$



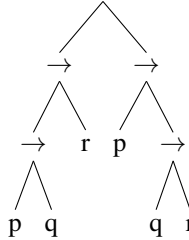
#### 4.2 Theorems and their relevance for single- and multi-word prediction

We present a small collection of valid implicational instances (verified with `iprove`) that clarify how a prefix can support both *single next-word inference* and *multi-word completion*. The unifying idea is that left-nested implication chains naturally induce *continuations*: formulas of the form  $A \rightarrow B$  that, under Curry–Howard, correspond to functions mapping a proof of  $A$  into a proof of  $B$ . In the language-modeling reading, such continuations suggest how one may construct a mechanism that extends a prefix one token at a time.

*Example 8*

Left nested implies right nested implication chain:

$$((p \rightarrow q) \rightarrow r) \rightarrow (p \rightarrow q \rightarrow r) \quad \lambda X. \lambda Y. \lambda Z. (X (\lambda U. \lambda V. Z))$$



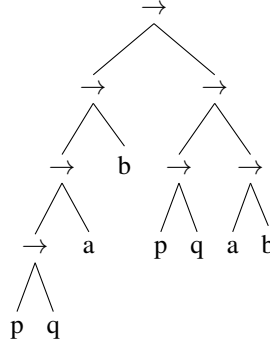
*Relevance.* This theorem expresses a *currying* principle: a context that consumes a composite implication  $(p \rightarrow q)$  to produce  $r$  can be transformed into a predictor that consumes  $p$  and then  $q$  to produce  $r$ . For prediction, this captures a basic bridge between two views:

- *single-step view*: the prefix determines a rule taking a composite premise to the next token,
- *incremental view*: the same information can be reorganized into a step-by-step process consuming premises one at a time.

Thus, even though the left-nested encoding is order-sensitive, it still supports incremental generation by exposing a chain of smaller continuations.

*Example 9*

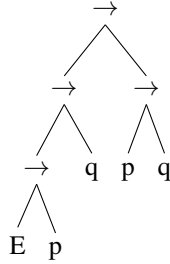
Sequence implies Block to Block:

$((p \rightarrow q) \rightarrow a) \rightarrow b \rightarrow (p \rightarrow q) \rightarrow (a \rightarrow b)$ 
 $\lambda X. \lambda Y. \lambda Z. (X \lambda U. \lambda V. Z)$ 


*Relevance.* This theorem shows how a longer dependency can be refactored into a *block-to-block* continuation. If, given  $(p \rightarrow q)$ , the presence of  $a$  suffices to obtain  $b$ , then one can extract a direct implication  $a \rightarrow b$  that is valid under the same contextual constraint  $(p \rightarrow q)$ . In prediction terms, this suggests the following decomposition: the prefix may establish a contextual capability (here represented by  $(p \rightarrow q)$ ), after which generation can proceed via simpler local rules linking intermediate tokens or phrases. This provides a logical template for multi-word prediction: the model need not “re-derive” the whole prefix at every step; instead, it may compile the prefix into reusable continuations.

#### Example 10

Nested implies simple:

 $((E \rightarrow p) \rightarrow q) \rightarrow (p \rightarrow q)$ 
 $\lambda X. \lambda Y. (X (\lambda Z. \lambda U. Y))$ 


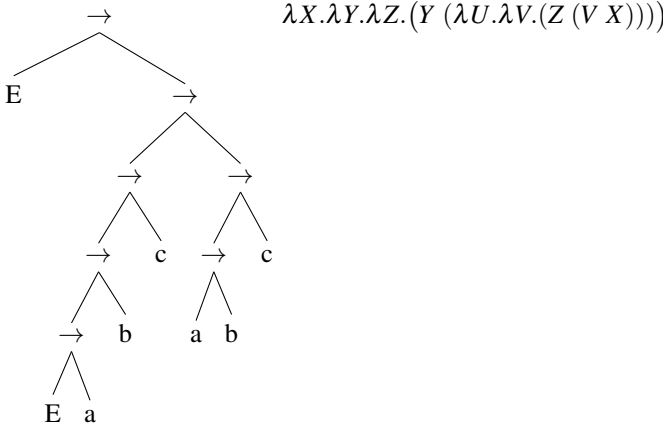
*Relevance.* Here  $E$  stands for an abstract *environment* (or background context) that is held fixed. The theorem states that if  $q$  follows from the assumption  $(E \rightarrow p)$ , then  $q$  also follows from  $p$  alone (with the same ambient  $E$ ). As a prediction principle, this isolates a common phenomenon: once a prefix has established a rich background context, deriving the next token may require only a small local cue  $p$  to trigger the appropriate continuation. In other words,  $E$  can be treated as an implicit parameter to the inference, while the explicit premise  $p$  selects the next step. This theorem suggests how a predictive mechanism could separate *stored context* from *local triggers*.

#### Example 11

Multiple next words :

 $E \rightarrow ((E \rightarrow a) \rightarrow b) \rightarrow c \rightarrow ((a \rightarrow b) \rightarrow c)$





*Relevance.* This formula provides a schematic link between single-step and multi-step completion. Given a fixed context  $E$  and a “two-step” implicational chain from  $(E \rightarrow a)$  to  $b$  and then to  $c$ , we can derive a continuation  $(a \rightarrow b) \rightarrow c$  that no longer mentions  $E$  explicitly. Intuitively,  $E$  can be “compiled into” the continuation rule, leaving a purely sequential operator chain over the intermediate tokens  $a, b, c$ .

For multi-word prediction, this suggests an important pattern: the prefix context can be used to construct a continuation that generates several future tokens by iterated application. Such a continuation is precisely the kind of object that, under Curry–Howard, corresponds to a composable function, indicating how multi-token generation can be framed as repeated implication elimination.

*Summary.* These theorems collectively motivate the view that next-token prediction can be expressed in the implicational calculus not only as a single modus-ponens step, but also as the construction of *continuation operators* that support multi-step completion. This sets the stage for a later section in which we show how such continuation structure can be realized computationally.

## 5 Information retrieval with logic formulas

When our provers work on the sequent calculus representation of the assumptions needed to prove a theorem, they are represented as a list. This is needed as the proof procedure progressively reduces this list of assumptions to a simpler form. As we can reason exclusively with modus ponens on our left-nested implication chains, we can replace with a fact database representation this list representation of our assumptions (each derived from a sentence on a document). We will add each of the assumptions represented as a left-nested implication into the dynamic predicate `isent/1`, as shown in the following example:

```
isent((((the->cat)->sits))->on)->the)->mat).
...
```

To implement an information retrieval mechanism we would want a query matching a subformula (actually seen as a prefix of a suffix in the corresponding sequence) as a retriever of the sentence(s) it originates from.

### 5.1 Assuming the subformulas that imply the full sequence representation

We start by extracting the set of prefixes of the suffixes of a formula, each such fragment corresponding to a sequence of tokens, that, when used as a query, should retrieve the formula.

```
%% extracts prefix of implication chain
ipref(X,X).
ipref(Xs->_,Ys):-
    ipref(Xs,Ys).
```

```
%% extracts suffix of implication chain
isuff(X,Y):-isuff0(X,Y).
isuff(X,X).

isuff0(_->X,X).
isuff0(Xs->X,(Ys->X)):-
    isuff0(Xs,Ys).
```

```
%% generates a prefix of a suffix of implication chain, or equivalently
%% a suffix of a prefix, except for the order in which they are generated
isufpref-->isuff,ipref.
iprefsuf-->ipref,isuff.
```

#### Proposition 2

If the depth of the left-nested formula is  $n$ , isufpref will generate  $(n * (n + 1) / 2)$  terms.

#### Example 12

Results of isufpref on a small left-extend formula:

```
?- isufpref((((the->little)->cat)->sits),R).
R = sits ;
R = (cat->sits) ;
R = cat ;
R = ((little->cat)->sits) ;
R = (little->cat) ;
R = little ;
R = (((the->little)->cat)->sits) ;
R = ((the->little)->cat) ;
R = (the->little) ;
R = the.
```

Note that this set is a superset of the set of subformulas as defined in sequent calculus formalisms.

To implement a basic information retrieval mechanism we would like each of these fragments to fetch the corresponding sentence from our database of implicational formulas representing them. We could implement this in Prolog as assumptions added to our database-represented set as in:

```
isent((the->cat) -> (the->cat)->sits).
...
```

but to avoid the quadratic increase in size, we could just compute the `Fragment->Formula` assumptions on the fly, done efficiently by the predicate `isufpref/2`, guided by unification with the query formula.

We will do the same when training our neural net in `arrow.py`, generate them on the fly as an in-memory augmentation of the training set:

```
def sufpref(xs: List[str]) -> Iterable[List[str]]:
    n = len(xs)
    for i in range(n):
        for j in range(i + 1, n + 1):
            yield xs[i:j]
```

## 5.2 Information retrieval with subformulas as queries

### 5.2.1 Creating the database of implicational formulas

```
%% stores implication chains of given sentences in the database
:-dynamic isent/1.
```

```
store_impls(Sents):-
    retractall(isent(_)),
    member(Sent,Sents),
    distinct(Impl,sent2impl(Sent,Impl)),
    assertz(isent(Impl)),
    fail;true.
```

```
%% converts sentence (seen as a long prolog atom) to implication chain
%% made of words (also prolog atoms)
```

```
sent2impl(Sent,R):-
    atomic_list_concat(Words,' ',Sent),
    list2impl(Words,R).
```

### 5.2.2 Querying the database of implicational formulas

The following query-answering predicates implement our logic-based information retrieval mechanism.

```
%% querying with text string against chains database
qa(TextQuery,ISent):-
    string_lower(TextQuery,Query1),
    atom_string(QueryAtom,Query1),
    atomic_list_concat(Words,' ',QueryAtom),
    lqa(Words,ISent).
```

We can also query with a list of words some of which could be logic variables standing for unknown intermediate next words.

```
%% querying with list of words against the implicatiuon chains database
lqa(Words,ISent):-
    list2impl(Words,LeftImplQuery),
    iqa(LeftImplQuery,ISent).
```

```
%% finds in database a sentence whose implication chain
%% has as prefix of a suffix ainside an implication chain in the dbase
iqa(LeftImplQuery,ISent):-
    isent(ISent), % assumes isent/1 database
    distinct(ISent,isufpref(ISent,LeftImplQuery)).
```

```
%% top-level querying with text string
qa(Query):-
    qa(Query,ISent),
    % writeq(ISent),nl,
    impl2list(ISent,Words),
    atomic_list_concat(Words,' ',Answer),
    writeq(Answer),nl,nl,
    fail;true.
```

```
%% converts implication chain to list
impl2list(E,Xs):-impl2list(E,Xs,[]).

impl2list(E->X)-->!,impl2list(E),[X].
impl2list(X)-->[X].
```

### Example 13

Querying on a toy database. We create the database with the predicate `store_impls`.

```
store_impls :-
    Sents=['the cat sits on the mat',
          'the dog sits on the log', 'the cat chases the mouse', 'the dog chases the cat'],
    store_impls(Sents),listing(isent/1).
```

Here is the result of querying it:

```
?- qa('the cat').
'the cat sits on the mat'
'the cat chases the mouse'
'the dog chases the cat'

?- lqa([the,X,chases],R).
X = cat, R = (((the->cat)->chases)->the)->mouse) ;
X = dog, R = (((the->dog)->chases)->the)->cat .
```

Note also that in the last example we use logic variables for unknown query components.

## 6 Neural Realization of Implicational Composition

This section describes a concrete neural realization of the left-nested implicational semantics introduced earlier. The goal is not to propose a novel neural architecture per se, but to demonstrate that a well-defined proof-theoretic interpretation leads naturally to a recurrent, operator-based model closely related to known multiplicative RNN architectures.

### 6.1 Hidden State as Proof Context

The model maintains a hidden state

$$h_t \in \mathbb{R}^d$$

which represents the accumulated proof context after consuming a prefix of tokens  $x_1, \dots, x_t$ . From a Curry–Howard perspective,  $h_t$  is a compact numeric encoding of the assumptions and justifications constructed so far.

The initial state  $h_0$  is a learned vector that seeds the computation at the beginning of each sequence.

### 6.2 Tokens as Implication Operators

Each token  $t$  is treated not as a feature vector to be added, but as an *operator* that transforms the current proof context. Formally, each token induces a linear operator

$$M_t : \mathbb{R}^d \rightarrow \mathbb{R}^d$$

which is applied to the current state.

To make this feasible for large vocabularies, the operator is parameterized in low-rank form:

$$M_t = I + U \operatorname{diag}(s_t) V^\top,$$

where:

- $U, V \in \mathbb{R}^{d \times r}$  are shared trainable matrices,
- $s_t \in \mathbb{R}^r$  is a token-specific gate vector,
- $r \ll d$  is a small rank hyperparameter.

The gate vector  $s_t$  is obtained by embedding lookup and passed through a tanh nonlinearity to keep operator perturbations bounded.

This construction yields an operator family that is expressive, parameter-efficient, and explicitly non-commutative.

### 6.3 State Update as Modus Ponens

The recurrent update implements implication elimination (modus ponens) as operator application:

$$h_{t+1} = \operatorname{LayerNorm}\left(h_t + U\left((V^\top h_t) \odot s_t\right)\right).$$

This update can be read directly as:

apply the implication introduced by token  $t$  to the current proof context.

Because matrix composition is non-commutative in general,

$$M_a M_b \neq M_b M_a,$$

the order of tokens is encoded intrinsically by the algebra of operator composition. No explicit positional encoding is required in the baseline model.

#### 6.4 Relation to Left-Nested Implication

After consuming tokens  $x_1, \dots, x_t$ , the hidden state corresponds to the left-nested implication

$$(((x_1 \rightarrow x_2) \rightarrow x_3) \rightarrow \dots) \rightarrow x_t)$$

applied to the initial seed  $h_0$ .

Each recurrence step corresponds to one implication elimination, in direct correspondence with the proof-theoretic structure described in subsection 3.3.

#### 6.5 Output Projection and Training Objective

After each update, the model predicts the next token using a standard linear readout:

$$\text{logits}_t = W_{\text{out}} h_t,$$

where  $W_{\text{out}} \in \mathbb{R}^{|\mathcal{V}| \times d}$  projects the current proof context into vocabulary logits.

Training uses standard next-token cross-entropy with teacher forcing. Importantly, while the *internal representation of composition* differs from Transformer models, the *external training objective* remains unchanged. This allows direct comparison on the same datasets and metrics.

#### 6.6 Streaming Loss Computation

Because the vocabulary may be large (e.g. BPE vocabularies with  $\sim 10^5$  tokens), computing logits for all time steps simultaneously can be prohibitively expensive.

Instead, the loss is computed in a streaming fashion:

- at each time step, logits of shape  $(\text{batch} \times |\mathcal{V}|)$  are materialized,
- cross-entropy is computed immediately,
- logits are discarded before the next step.

This reduces peak memory usage and enables training on commodity GPUs (e.g., 8GB, 16GB or 24GB VRAM) or even m4 Mac Minis with 32GB shared RAM, without specialized kernels.

#### 6.7 Comparison with Transformer Computation

A standard Transformer represents tokens as embeddings added into a residual stream and relies on self-attention to retrieve and mix past information. Order is injected primarily through positional encodings or rotary embeddings.

In contrast, the Arrow model:

- represents tokens as state-transforming operators,
- encodes order through non-commutative composition,
- stores history implicitly in the evolving state rather than via content-addressable retrieval.

This shifts the inductive bias from retrieval to transformation. A token influences future predictions not by being attended to, but by having permanently modified the proof context.

### 6.8 Interpretation and Extensions

From a logic programming perspective, the Arrow model can be viewed as a differentiable abstract machine in which each token is an instruction that mutates a hidden store. From a Curry–Howard perspective, it is a numeric realization of proof construction by successive implication elimination.

While the baseline model is strictly recurrent and sequential, it can be extended with lightweight causal mixers or attention layers without abandoning the core implicational semantics. Such hybrids are left for future work.

We refer to the code in <https://github.com/ptarau/nextword/blob/main/arrow.py> for the details of our implementation for both training and inference.

## 7 Experiments

Our experiments are organized around a guiding hypothesis: *left-nested implicational structure provides an order-sensitive representation that supports both symbolic retrieval (Section 5) and neural next-token prediction via operator composition*. To make the link between the logic-level retrieval mechanism and the learned neural mechanism maximally transparent, we use a deliberately overfitted training regime that turns the training corpus into a “memorized” store of sentences and sentence fragments. This mirrors the Prolog dynamic database of assumptions used by the logic retrieval procedure.

### 7.1 Sanity checking the model: via Overfitting on word tokens

Attempting to overfit a small document or batch—often called a “Sanity Check”—is a common and effective indicator for evaluating a transformer (or similar) neural architecture choice. While standard overfitting is typically viewed negatively, in this specific context, it serves as a diagnostic tool for the following:

1. **Verification of Learning Capacity in a Proof of Concept:** If a transformer cannot overfit (achieve near-zero training loss) on a tiny dataset, it indicates the architecture lacks the necessary capacity or has a structural flaw. **Information Flow:** Success confirms that the input features contain enough information for the model to extract patterns and that the architecture can technically represent those patterns.
2. **Debugging Optimization and Initialization Issues:** Large transformers often struggle with convergence on small datasets due to poor initialization rather than architectural weakness. Techniques like DT-Fixup can resolve these issues, allowing deep models to succeed even where they previously failed.
3. **Normalization Check:** It helps identify if specific layers, like Layer Normalization, are correctly handling the scale of the data.
4. **Identifying Architectural Efficiency Complexity vs. Size:** Observing how fast a model converges on a small sample can reveal if the architecture is unnecessarily large or complex for the intended task.

5. Inductive Bias: Transformers have less "built-in" knowledge (inductive bias) than architectures like CNNs, making them naturally prone to overfitting small data. If a specific transformer variant overfits too easily without learning meaningful relationships, it may lack the structural constraints needed for your domain.

## 7.2 Data acquisition and preprocessing

*Gutenberg acquisition.* We obtain public-domain ASCII texts from Project Gutenberg (<https://gutenberg.org>) and treat each document as a single large corpus. For each document, we automatically download the plain-text UTF-8 variant when available, remove the standard Gutenberg header/footer boilerplate, and retain only the main body. This yields large, clean corpora without licensing friction.

*Sentence sets and normalization.* Each document is converted into a set of sentences, with one sentence per line, to support two complementary pipelines: (i) conversion into implicational formulas for Prolog-based retrieval, and (ii) tokenization for neural training and evaluation. We apply lightweight normalization (lowercasing and punctuation cleanup) to reduce accidental duplication caused by formatting artifacts. The resulting sentences serve as the *ground truth store* for both Prolog and Python retrieval experiments.

## 7.3 Training protocol: learning on sentences and fragments

*Fragments as implicational subformulas.* Section 5 shows that retrieval in the logic setting can be driven by a query that is a *suffix subformula* (or prefix of such a suffix) of a stored sentence formula. In the left-nested encoding, a contiguous token span corresponds to a syntactically identifiable substructure. To mimic this in the neural setting, we augment the training set with *all contiguous fragments* of each sentence, i.e., all subsequences  $x_i, \dots, x_j$  that appear contiguously in a sentence  $x_1, \dots, x_n$ .

Concretely, for each sentence token sequence  $(x_1, \dots, x_n)$  we include all fragments  $(x_i, \dots, x_j)$  for  $1 \leq i \leq j \leq n$ . We deduplicate fragments globally across the document to avoid bias from repeated lines (common in large novels and dialogue-heavy texts).

*Why deliberate overfitting is useful here.* This training regime is intentionally biased toward memorization: it turns the model into a learned scoring function over the space of fragments and their continuations. This is not presented as a generalization benchmark but as a controlled setting that isolates the relationship between:

- the *logic retrieval* mechanism (unification/provability over implicational encodings), and
- the *neural retrieval* mechanism (subsequence matching followed by a learned continuation score).

In other words, we are testing whether the Arrow-style recurrence can consistently encode enough order information to support the same kind of query-to-suffix completion that is straightforward in the implicational logic representation.

*Objective and optimization.* Training uses the standard next-token cross-entropy objective with teacher forcing: given a fragment  $(x_1, \dots, x_T)$ , the model predicts  $x_{T+1}$  from the state obtained



after processing  $x_{\leq t}$ . We use AdamW optimization with a warmup schedule and (when training on CUDA) mixed precision (fp16/bf16 where supported) to improve throughput. Because the output projection to the vocabulary dominates compute for large vocabularies, we compute the loss in a *streaming* fashion over time steps: at each step we materialize logits of shape  $\text{batch} \times |\mathcal{V}|$ , compute cross-entropy, and immediately discard logits to keep peak memory manageable on commodity GPUs.

## 7.4 Generation and retrieval evaluation

We evaluate two complementary modes.

### 7.4.1 Symbolic retrieval baseline (Prolog)

In the Prolog pipeline, each sentence is stored as an implicational formula in a dynamic database of assumptions, and queries are posed as subformulas (or prefixes of suffix subformulas) of these stored formulas. Retrieval succeeds when the query matches a stored sentence structure under the intended implication encoding; this corresponds to proving or reconstructing the completion using intuitionistic principles described earlier. This provides a crisp, interpretable baseline: *retrieval is exact and structure-driven*.

### 7.4.2 Neural retrieval mimic (Python)

The Python implementation mimics the logic retrieval process in two stages:

(1) *Candidate enumeration by subsequence match*. Given a user query consisting of a short word sequence  $q = (q_1, \dots, q_m)$ , we scan the stored sentences (the same sentence set used for training) and collect all occurrences where  $q$  appears as a contiguous subsequence. Each occurrence induces a candidate *suffix completion* (from the match position to the end of the sentence). This mirrors the way a suffix subformula of a stored implicational chain determines a unique completion in the symbolic setting.

(2) *Ranking by learned continuation score*. For each candidate suffix, we compute a log-likelihood score under the trained Arrow model for the continuation *after* the matched query. Intuitively, this score measures how compatible the candidate completion is with the learned operator dynamics induced by the query prefix. Candidates are ranked by this score, and we return the top- $k$  completions. To avoid redundant answers, we deduplicate candidates by their generated text: multiple identical suffixes arising from different corpus locations are returned only once.

This neural retrieval mode can be seen as a “soft” analogue of the Prolog retrieval: instead of logical entailment/unification, we use learned conditional probability to select the most plausible completion among exact substring matches.

### 7.4.3 Free continuation (pure neural generation)

When the query does not appear as a contiguous subsequence in the stored sentences (or when retrieval is disabled), we fall back to standard neural generation: we initialize the recurrent state using the prompt tokens and then sample one token at a time from the output logits. We use

either greedy decoding or temperature-controlled sampling; in addition, beam search is useful for short completions in the word-level setting. This mode tests whether Arrow-style operator composition alone can produce fluent continuations beyond memorized retrieval.

### 7.5 *Scaling-up on very large documents*

A key practical question is whether both the symbolic and neural components remain usable on corpora substantially larger than “toy” examples.

*Large-document pipeline.* For large novels (e.g., Tolstoy’s *War and Peace* or Proust’s *The Guermantes Way*), the pipeline remains the same: download Gutenberg text, clean boilerplate, segment into sentences, and build (i) a Prolog database of implicational encodings and (ii) a neural training set of sentences and fragments. The main scaling pressure comes from corpus size and vocabulary size, not from any change in the underlying algorithms.

*Performance considerations: Prolog vs. torch inference.* Both approaches scale in a predictable way:

- **Prolog retrieval** scales with the size of the dynamic database and the indexing strategy used for matching subformulas. Because queries are structural, retrieval is typically fast once the database is built, and can be tuned with indexing on leading functors/atoms.
- **Neural scoring** scales linearly in sequence length per candidate and benefits substantially from GPU acceleration. In the Arrow baseline, the per-step recurrence is inexpensive, and the dominant cost is the vocabulary projection. Mixed precision and streaming loss reduce memory pressure, allowing training and inference on a single commodity GPU.

*Experimental plan for large-scale runs.* For large documents we report: (i) corpus statistics (number of sentences, vocabulary size, number of unique fragments under deduplication), (ii) training throughput (tokens/sec) and peak memory usage, and (iii) retrieval quality measured by whether a query prefix returns the intended sentence completions. We also contrast retrieval-first generation with free generation to separate “memorized completion” behavior from genuinely compositional continuation.

*Summary.* Overall, these experiments (with details shown in the next subsection) treat large documents as a stress test for the core claim: the implicational encoding yields a natural notion of order-sensitive substructure that supports both logic-level retrieval and a closely related learned retrieval/scoring mechanism in the Arrow model.

### 7.6 *Scaling and Runtime Measurements*

All experiments in this section use a maximum sentence length of 256 words and an augmentation regime that includes all contiguous fragments up to length 5 (globally deduplicated). This mirrors the logic-level setting of Section 5, where queries correspond to subformulae of stored implicational chains, and it matches the Python retrieval pipeline, where a query is a contiguous subsequence whose best suffix completions are ranked by a learned continuation score.

Document	Training time	Notes
the_eyes	6m 47.355s	256-word sentences, fragments $\leq 5$
war_and_peace	7m 52.297s	same settings
ulysses	9m 12.960s	same settings
guermantes	6m 43.017s	same settings
wizard_of_oz	4m 20.580s	same settings
moby_dick	6m 47.355s	same settings
dracula	5m 20.936s	same settings
cthulhu	4m 43.505s	same settings
crystal	5m 54.452s	same settings

Table 1: End-to-end training runtimes on several Gutenberg documents under a fixed preprocessing and augmentation protocol: maximum sentence length 256 words and maximum fragment length 5 on a Linux with 32GB of RAM with an RTX 3090 GPU with 24GB of VRAM.

*Training throughput and scaling.* Under the above fixed constraints, training completes in a few minutes per document (Table 1). The variation across texts is primarily driven by (i) the number of extracted sentences, (ii) the number of unique fragments induced by each text after global deduplication, and (iii) vocabulary size effects on the output projection and cross-entropy computation. Importantly, the protocol is stable across a range of document sizes, including long novels, suggesting that both the symbolic and neural pipelines can be scaled to book-length corpora. To reduce RAM memory consumption from quadratic to linear we also limit the length of the subsequence fragments to a small  $k$ , with  $k=5$  in our experiments. This assumes that the queries will be no longer than  $k$  words, which should be good enough for most exact subsequence queries.

*Inference-time behavior.* Inference in the retrieval-first Python pipeline (candidate enumeration by subsequence match followed by continuation scoring) takes approximately 0.1–0.3 seconds per query, and was observed to be largely independent of the overall file size in these experiments. This is consistent with the fact that, once candidate suffixes are identified, scoring requires only short sequential evaluation over the candidate continuation (bounded by the maximum sentence length), rather than processing the entire document.

*Prolog database construction and query time.* In the Prolog baseline, loading the dynamic database of sentence formulas from a preprocessed `sent_file` takes approximately 1–2 seconds, while typical queries complete in roughly 0.5 seconds. This supports the feasibility of using logic-level retrieval as an interpretable baseline even for large documents: database initialization is fast, and query evaluation remains interactive.

*Summary.* Overall, these measurements indicate that (i) the fragment-augmented training setup is practical at <https://gutenberg.org> very large novels scale, (ii) retrieval-style inference remains interactive, and (iii) Prolog-based formula indexing provides a lightweight and interpretable retrieval baseline complementary to the learned ranking/scoring mechanism.

## 8 Discussion

*Limitations.* The present work deliberately focuses on settings where the query/prefix is an *exact* contiguous substructure of a stored sentence (or fragment), so that both the Prolog retrieval procedure and the Python mimic operate under exact matching assumptions. While this controlled regime is useful for making the implicational semantics explicit, it does not address the robustness requirements of modern language modeling, such as prompts containing misspellings, omissions, paraphrases, or non-contiguous evidence.

*Future work directions: towards a proof-theoretic account of transformers* A central open challenge is to emulate and explain transformer-style inference using similar logic-based techniques. In particular, transformers can perform next-token prediction even when the prompt is noisy or partially specified; this suggests an inference mechanism that behaves like *approximate* matching and *soft* hypothesis selection rather than exact unification.

*Attention as approximate implication elimination.* A useful starting point is to interpret attention as a family of conditional rules of the form

$$(E \rightarrow w_{\text{before}}) \rightarrow w_{\text{after}},$$

where  $E$  denotes a (possibly distributed) context extracted from the prefix. This resembles a modus-ponens pattern:

$$E \rightarrow w_{\text{before}} \quad (E \rightarrow w_{\text{before}}) \rightarrow w_{\text{after}} \Rightarrow w_{\text{after}}.$$

In this reading, the model maintains a context-sensitive implication  $E \rightarrow w_{\text{before}}$ , and uses learned implicational links to predict  $w_{\text{after}}$ .

*Query–Key matching as implication selection.* In standard attention, a query vector  $q$  selects keys  $k_i$  via a similarity score, and returns a weighted combination of values  $v_i$ . A proof-theoretic analogue would treat the memory as a set of implicational clauses indexed by keys:

$$\{k_i \Rightarrow v_i\}_{i=1}^m,$$

and interpret querying as selecting (softly) which implication instances are applicable. Informally, one may view a single head as computing something akin to:

$$(q \Rightarrow k_i) \Rightarrow v_i,$$

i.e., *if the query establishes (approximately) the key, then the associated value follows*. The attention softmax then becomes a differentiable surrogate for choosing which implication instances to apply.

*Matrix view: lower-triangular implication structure.* Causal self-attention enforces a strict lower-triangular dependence structure: token  $t$  may depend only on positions  $< t$ . This can be seen as a time-indexed family of implication links that only flow forward. If one restricts attention weights to  $\{0, 1\}$ , the attention matrix becomes a lower-triangular adjacency matrix of a proof graph, where an edge  $i \rightarrow t$  indicates that evidence at position  $i$  participates in justifying the prediction at  $t$ . Relaxing to real-valued weights yields a *weighted* proof graph, suggesting connections to proof nets and probabilistic proof systems.

*Feed-forward blocks as implicational pipelines.* Transformer MLP blocks can be interpreted as learned compositions of transformations acting on residual states. A logic-inspired view is to treat them as implicational pipelines

$$p_1 \rightarrow p_2 \rightarrow \cdots \rightarrow p_n \rightarrow out,$$

where intermediate propositions  $p_i$  correspond to latent predicates/features computed by the MLP. While this is schematic, it suggests that MLP layers may be expressible as structured sequences of implication introductions/eliminations over latent vocabularies.

*Research direction.* The overarching goal is to develop a constructive account of *transformer inference* in which: (i) keys index reusable implicational clauses, (ii) queries establish applicability of those clauses in a graded fashion, (iii) values represent the resulting derived facts, and (iv) multi-head composition corresponds to parallel (but interacting) proof steps. Such a view would generalize the exact, left-nested implicational retrieval studied in this paper to an approximate and distributed setting capable of handling noisy prompts.

## 9 Related Work

### 9.1 Transformers and Positional Mechanisms

Transformers Vaswani et al. (2017) represent sequences using content-based interactions computed by scaled dot-product attention, followed by weighted averaging of value vectors. In its basic form, the attention kernel depends on pairwise similarity between token-derived queries and keys, and is therefore not itself an order-sensitive algebraic operation: without additional structure, attention is permutation-invariant with respect to the input positions. Consequently, Transformers inject order through explicit positional mechanisms, including absolute position encodings Vaswani et al. (2017), relative-position representations Shaw et al. (2018), and long-context schemes combining recurrence and position handling (e.g., Transformer-XL Dai et al. (2019)).

A large body of work refines positional structure while keeping attention as the core interaction. Rotary Position Embeddings (RoPE) Su et al. (2021) incorporate relative offsets by rotating query/key representations; ALiBi Press et al. (2021) biases attention logits as a linear function of distance, improving length extrapolation. These methods emphasize that, in the transformer family, order is primarily enforced by positional augmentation of an otherwise similarity-driven (dot-product) interaction.

Arrow models depart from this design choice: rather than adding positional information to a similarity operator, they encode order directly via non-commutative composition. A prefix is interpreted as a left-nested implicational chain acting on a state, so the model’s sequential backbone is intrinsically order-sensitive. In this sense, Arrow shifts the inductive bias from *positionalized similarity* to *operator composition*.

### 9.2 State-Space Models, Selective SSMs, and Long Convolutions

State-space sequence models (SSMs) provide an alternative to attention in which long-range dependencies arise from structured linear dynamics. S4 Gu et al. (2022) and follow-on work show how to parameterize and compute SSMs efficiently, achieving strong performance on long-range

benchmarks while avoiding quadratic attention costs. Mamba Gu and Dao (2024) introduces *selective* (input-conditioned) state-space updates that improve modeling of discrete, information-dense data such as language, and scales linearly in sequence length. Recent analyses further connect attention and SSM computation via structured matrix views (*structured state space duality*) Dao and Gu (2024), clarifying when attention-like effects can emerge from SSM-style operators.

In parallel, long-convolution architectures such as Hyena Poli et al. (2023) replace attention with implicit long filters and data-controlled gating, offering another sub-quadratic route to long-context modeling.

Arrow differs from classical SSMs in that its recurrence is explicitly *token-dependent* and operator-valued, rather than governed by a fixed global transition/kernel. This places Arrow closer to the family of input-conditioned recurrent models, while sharing the SSM motivation of making long-context computation efficient and structurally grounded.

### 9.3 Multiplicative and Second-Order RNNs; Hypernetworks

The Arrow update is mathematically closest to recurrent models in which the input chooses a state transition operator. Sutskever, Martens, and Hinton Sutskever et al. (2011) introduce a multiplicative RNN for language modeling in which the current input modulates the hidden-to-hidden transformation via a low-rank factorization, and show strong results when combined with Hessian-free optimization; see also Martens and Sutskever for the Hessian-free training method Martens and Sutskever (2011). This line of work can be read as learning a *library of basis transformations* whose mixture is selected by the current symbol, closely mirroring Arrow’s shared-basis, token-gated operator form.

Related ideas appear in Multiplicative Integration Wu et al. (2016), which improves gradient flow by multiplicatively coupling different information sources inside RNN blocks, and in HyperNetworks Ha et al. (2016), where one network generates (or modulates) the weights of another. All these models use multiplicative structure to obtain input-conditioned transformations.

The conceptual difference is that Arrow is derived from an intuitionistic-implicational reading of prefixes (tokens as operators under a Curry–Howard semantics), rather than introduced primarily as a gating or interaction mechanism. This derivation suggests a proof-theoretic interpretation of learned transitions: the model state summarizes a constructive context, and next-token prediction corresponds to a form of learned modus-ponens-like continuation in the embedded operator algebra.

### 9.4 Recursive and Tool-Using Inference for Long Contexts

Zhang, Kraska, and Khattab propose *Recursive Language Models* (RLMs), an inference-time strategy for handling prompts far longer than the model’s context window by treating the prompt as an external environment that the model can examine, decompose, and recursively re-query Zhang et al. (2025). Rather than modifying the base model architecture, RLMs provide a structured control flow that iteratively selects relevant snippets and composes partial results, achieving strong performance on long-context tasks at comparable or lower cost per query. Conceptually, this line of work is aligned with our use of structured compositions of inference steps: it emphasizes that *explicit program-like control* (recursion, decomposition, self-calls) can be as important as the internal parametric mechanism for realizing deep, multi-step reasoning. :contentReference[oaicite:0]index=0 In Tarau (2023) a logic-programming inspired method for *au-*

tomating goal-driven LLM dialog threads by organizing reasoning as a bounded-depth recursive exploration of OR-alternatives and AND-expansions, explicitly derived from Horn-clause (SLD-resolution-like) control. The method synthesizes intermediate prompts summarizing the evolving trace, uses similarity/oracle checks to prune and validate steps, and aggregates results via a generated Horn program’s minimal model. This work complements our approach by showing how LP control principles can structure and validate LLM inference externally, whereas our present paper focuses on how implicational structure itself motivates an internal, compositional view of next-token prediction and multi-token continuation.

### 9.5 Logic Programming and Neuro-Symbolic works related to LLM Reasoning

A growing line of neuro-symbolic work treats an LLM primarily as a *semantic parser* that maps natural language into a formal language (FOL, ASP, Prolog), and then delegates multi-step reasoning to a symbolic engine with explicit proof traces. LINC Olausson et al. (2023) converts premises and hypotheses to first-order logic and discharges validity with an external theorem prover, yielding improved reliability and interpretability on logical reasoning benchmarks. Similarly, Yang et al. (2023) couple few-shot LLM parsing with reusable Answer Set Programming (ASP) knowledge modules to obtain robust reasoning across multiple QA tasks without retraining, emphasizing the modularity and inspectability of the symbolic component. In Tarau (2024) deep step-by step reasoning in an LLM dialog thread is automated by recursively exploring alternatives (OR-nodes) and expanding details (AND-nodes) up to a given depth. The algorithm is derived from a simple recursive descent implementation of a Horn Clause interpreter. Semantic similarity to ground-truth facts or oracle advice from another LLM instance is used to restrict the search space and validate the traces of justification steps returned as focused answers. In the ASP direction, Ishay et al. (2023) show that LLMs can generate non-trivial ASP encodings for logic puzzles (often with simple, human-correctable errors), enabling a workflow where correctness is enforced by a solver rather than implicit pattern completion.

More recent logic-programming work pushes this integration further in two complementary ways. First, LLM2LAS Borroto Santana et al. (2025) combines LLM-based extraction of semantic structure with *rule induction* (ILASP/LAS), learning interpretable rules that are then executed by an ASP solver for story-based question answering. Second, Prolog-oriented frameworks such as LoRP Di et al. (2025) translate natural language into (extended) Prolog and use an external Prolog interpreter for verifiable inference, often adding validation and voting to increase robustness under long inference depth. Finally, solver-guided training and decoding is emerging as a systematic mechanism for reducing DSL/program-generation errors: In Schrader et al. (2025) they use an ASP *solver-in-the-loop* feedback to label partial continuations as accepted/rejected and fine-tune the LLM accordingly.

These approaches are complementary to Arrow: rather than outsourcing deduction to an external prover/solver, Arrow aims to *internalize* an implication-shaped constructive update in the neural dynamics, while retaining a semantic link to proof-theoretic structure.

## 10 Conclusion

We presented the Arrow Language Model, grounded in *left-nested* intuitionistic implication. A formal correspondence links implication depth to recurrent computation, explaining why order is intrinsic to the architecture. This yields a logic-first foundation for next-token prediction dis-

tinct from similarity-based attention and from convolution/state-space alternatives. For the reader curious to explore independently our open source code, a quick way to start are the simple commands shown at <https://github.com/ptarau/nextword/blob/main/README.md>.

## References

- BORROTO SANTANA, M. A., GALLAGHER, K., IELO, A., KAREEM, I., RICCA, F., AND RUSSO, A. 2025. Question answering with LLMs and learning from answer sets. *Theory and Practice of Logic Programming*, 1–25. First View.
- DAI, Z., YANG, Z., YANG, Y., CARBONELL, J., LE, Q. V., AND SALAKHUTDINOV, R. 2019. Transformer-xl: Attentive language models beyond a fixed-length context. *arXiv preprint arXiv:1901.02860*,.
- DAO, T. AND GU, A. 2024. Transformers are ssms: Generalized models and efficient algorithms through structured state space duality. *arXiv preprint arXiv:2405.21060*,.
- DI, Z., ZHANG, C., LV, H., CUI, L., AND LIU, L. 2025. Lorp: LLM-based logical reasoning via prolog. *Knowledge-Based Systems*, 327, 114140.
- DYCKHOFF, R. 1992. Contraction-free sequent calculi for intuitionistic logic. *Journal of Symbolic Logic*, 57, 3, 795–807.
- GU, A. AND DAO, T. 2024. Mamba: Linear-time sequence modeling with selective state spaces. *arXiv preprint 2312.00752*.
- GU, A., GOEL, K., AND RÉ, C. Efficiently modeling long sequences with structured state spaces. In *International Conference on Learning Representations (ICLR) 2022*. arXiv:2111.00396.
- HA, D., DAI, A., AND LE, Q. V. 2016. Hypernetworks. *arXiv preprint arXiv:1609.09106*,.
- ISHAY, A., YANG, Z., AND LEE, J. Leveraging large language models to generate answer set programs. In *Proceedings of the 20th International Conference on Principles of Knowledge Representation and Reasoning 2023*, pp. 374–383.
- MARTENS, J. AND SUTSKEVER, I. Learning recurrent neural networks with hessian-free optimization. In *Proceedings of the 28th International Conference on Machine Learning (ICML) 2011*.
- OLAUSSON, T., GU, A., LIPKIN, B., ZHANG, C., SOLAR-LEZAMA, A., TENENBAUM, J., AND LEVY, R. Linc: A neurosymbolic approach for logical reasoning by combining language models with first-order logic provers. In *Proceedings of the 2023 Conference on Empirical Methods in Natural Language Processing 2023*, pp. 5153–5176. Association for Computational Linguistics.
- POLI, M., MASSAROLI, S., NGUYEN, E., FU, D. Y., DAO, T., BACCUS, S., BENGIO, Y., ERMON, S., AND RÉ, C. 2023. Hyena hierarchy: Towards larger convolutional language models. *arXiv preprint arXiv:2302.10866*,.
- PRESS, O., SMITH, N. A., AND LEWIS, M. 2021. Train short, test long: Attention with linear biases enables input length extrapolation. *arXiv preprint arXiv:2108.12409*,.
- SCHRADER, T. P., LANGE, L., KAMINSKI, T., RAZNIEWSKI, S., AND FRIEDRICH, A. 2025. A solver-in-the-loop framework for improving LLMs on answer set programming for logic puzzle solving. *arXiv preprint 2512.17093*.
- SHAW, P., USZKOREIT, J., AND VASWANI, A. 2018. Self-attention with relative position representations. *arXiv preprint arXiv:1803.02155*,.
- SU, J., LU, Y., PAN, S., MURTADHA, A., WEN, B., AND LIU, Y. 2021. Roformer: Enhanced transformer with rotary position embedding. *arXiv preprint arXiv:2104.09864*,.
- SUTSKEVER, I., MARTENS, J., AND HINTON, G. Generating text with recurrent neural networks. In *Proceedings of the 28th International Conference on Machine Learning (ICML) 2011*.
- TARAU, P. 2023. Full automation of goal-driven llm dialog threads with and-or recursors and refiner oracles. *arXiv preprint, arXiv.2306.14077*.
- TARAU, P. System Description: DeepLLM, Casting Dialog Threads into Logic Programs. In GIBBONS, J.



- AND MILLER, D., editors, *Functional and Logic Programming* 2024, pp. 117–134, Singapore. Springer Nature Singapore.
- VASWANI, A., SHAZEER, N., PARMAR, N., USZKOREIT, J., JONES, L., GOMEZ, A. N., KAISER, L. U., AND POLOSUKHIN, I. Attention is all you need. In GUYON, I., LUXBURG, U. V., BENGIO, S., WALLACH, H., FERGUS, R., VISHWANATHAN, S., AND GARNETT, R., editors, *Advances in Neural Information Processing Systems* 2017, volume 30. Curran Associates, Inc.
- WU, Y., ZHANG, S., ZHANG, Y., BENGIO, Y., AND SALAKHUTDINOV, R. 2016. On multiplicative integration with recurrent neural networks. *arXiv preprint arXiv:1606.06630*,.
- YANG, Z., ISHAY, A., AND LEE, J. Coupling large language models with logic programming for robust and general reasoning from text. In *Findings of the Association for Computational Linguistics: ACL 2023* 2023, pp. 5186–5219. Association for Computational Linguistics.
- ZHANG, A. L., KRASKA, T., AND KHATTAB, O. 2025. Recursive language models. *arXiv preprint 2512.24601*.