

Estimating ordered variance of two scale mixture of normal distributions

Shrajal Bajpai and Lakshmi Kanta Patra*

Department of Mathematics

Indian Institute of Technology Bhilai, Durg, India-491002

Abstract

This study investigates component wise estimation of ordered variances of scale mixture of two normal distributions. For this study two special loss functions are considered namely squared error loss function and entropy loss function. We have derived the general improvement results and based on these results the estimators that outperform BAAE are obtained. Moreover under certain sufficient conditions a class of improved estimators is proposed for both loss functions. As a special case of scale mixture of normal distribution the results are applied to the multivariate t -distribution and obtained the improvement results. For this case a detailed numerical comparison is carried out which validates our theoretical findings.

Keywords: Mixture models, squared error loss, entropy loss, multivariate t distribution, improved estimators.

1 Introduction

In various real-life scenarios, the experimenter often confronts prior information about the restrictions on parameters. For example, humidity levels in cities located near coastal regions are generally higher than those in inland towns. It is natural to assume the average pollution level of an industrial city is higher than that of a non-industrial city. Thus, it is natural to take some order restrictions on the parameter in statistical models. Numerous researchers studied the problem of estimating order-restricted parameters of various probability distributions. Some earlier works in this direction are on developing a maximum likelihood estimator when the parameters satisfy an order restriction. For a relevant discussion in this direction, we refer to [Barlow et al. \(1972\)](#), [Robertson et al. \(1988\)](#), [Shi and Jiang \(1998\)](#), [Marchand and Strawderman \(2004\)](#) and [van Eeden \(2006\)](#).

In the past, several authors discussed the problem of finding improved estimators of the ordered parameters of various probability distributions. For some initial work on finding improved

* lkpatra@iitbhilai.ac.in; patralakshmi@gmail.com

estimators of the ordered parameters of normal and exponential distributions, we refer to [Kumar and Sharma \(1992\)](#), [Misra et al. \(1994\)](#), [Pal \(1988\)](#), [Vijayasree et al. \(1995\)](#), [Misra and van der Meulen \(1997\)](#), [Misra et al. \(2002\)](#), [Oono and Shinozaki \(2005\)](#), [Kumar et al. \(2005\)](#).

[Kumar and Tripathi \(2008\)](#) investigated the problem of estimating the restricted normal means. The authors proposed several estimators and established the inadmissibility of the usual estimator. [Tsukuma and Kubokawa \(2008\)](#) discussed the estimation of restricted normal mean vector with known variance under the quadratic loss function when means are restricted to a polyhedral convex cone. They obtained a generalized Bayes estimator and studied its properties. The authors proved that the generalized Bayes estimator is minimax and admissible in the one-or two-dimensional case, but can be improved by a shrinkage estimator when the dimension is greater than two. [Tripathy et al. \(2013\)](#) discussed the estimation of the common variance of two normal populations with ordered means under the scale invariant quadratic loss function. They proved the inadmissibility of usual estimators by proposing some dominating estimators.

Estimation of ordered normal means under Linex loss has been studied by [Ma and Liu \(2013\)](#). They proved that under certain sufficient conditions, the plug-in estimator dominates the unrestricted MLE. [Jena et al. \(2021\)](#) considered the problem of estimating the common mean of two normal populations having ordered variance. They proposed estimators that dominate the usual estimator. The estimation of ordered means of a bivariate normal distribution has been studied by [Patra and Kumar \(2017\)](#) under a sum-squared error loss function. The authors considered the estimation problem for both cases, that is, equal and unequal variances. For each case, a class of minimax estimators is proposed that improves upon the usual estimators. [Patra, Kayal and Kumar \(2021\)](#) considered the minimax estimation of common variance and common precision of two normal populations with ordered means under an invariant loss function. In this work, the authors showed the inadmissibility of the best affine equivariant estimator and MLE by proposing various dominating estimators. [Jana and Chakraborty \(2022\)](#) investigated the estimation of the ordered variances of two normal populations with a common mean under the quadratic loss function. BAEE and its improvements are derived for ordered variances. Moreover, the authors estimated the smallest standard deviation of $k(\geq 2)$ normal populations. They demonstrated the inadmissibility of BAEE for the smallest standard deviation by proposing improved equivariant estimators. [Jena et al. \(2023\)](#) explored the point and interval estimation of powers of scale parameters of two normal populations having a common mean. Maximum likelihood and plug-in estimators have been proposed. The authors have proved inadmissibility of the best affine equivariant estimator. Moreover, in this work, the authors have proposed several interval estimators.

In recent years, the improved estimation of the scale parameter in mixture models has been studied by [Petropoulos and Kourouklis \(2005\)](#), [Petropoulos \(2010\)](#), [Petropoulos \(2017\)](#), and [Patra, Kumar and Petropoulos \(2021\)](#). The ordered parameter estimation for the mixture of normal distribution models has not been previously studied. In this article, we consider estimating ordered variances of scale mixture of multivariate normal distribution. Let Y_1, \dots, Y_n are p dimensional

random vector having joint density

$$f(y_1, \dots, y_n, \theta, \sigma^2) = \int \frac{\tau^{np/2}}{(2\pi)^{np/2} \sigma^{np}} \exp \left(-\frac{\tau}{2\sigma^2} \sum_{i=1}^n (y_i - \theta)^t (y_i - \theta) \right) d\Pi(\tau) \quad (1.1)$$

Interpretation of (1.1), is for given $\tau > 0$ we have Y_1, \dots, Y_n are i.i.d with normal $N_p(\theta, \frac{\sigma^2}{\tau} I_p)$. This model is named as scale mixture of normal distribution. Here τ is the mixing parameter having distribution $\Pi(\tau)$. So for a given τ , sufficiency reduces to $\bar{Y} \sim N_p(\theta, \frac{\sigma^2}{n\tau} I_p)$, $S \sim \frac{\sigma^2}{\tau} \chi_{p(n-1)}^2$ and both are independent.

In this article we consider two scale mixture of normal models as, given $\tau > 0$

$$\mathbf{X}_1 \sim N_p(\boldsymbol{\theta}_1, \frac{\sigma_1^2}{\tau} I), \quad S_1 \sim \frac{\sigma_1^2}{\tau} \chi_{m_1}^2 \quad \text{and} \quad \mathbf{X}_2 \sim N_q(\boldsymbol{\theta}_2, \frac{\sigma_2^2}{\tau} I), \quad S_2 \sim \frac{\sigma_2^2}{\tau} \chi_{m_2}^2 \quad (1.2)$$

with the order restriction $\sigma_1 \leq \sigma_2$ and $\boldsymbol{\theta}_1 \in \mathbb{R}^p, \boldsymbol{\theta}_2 \in \mathbb{R}^q$ and $\mathbf{X}_1, S_1, \mathbf{X}_2$ and S_2 are independently distributed. We take $T_1 = \|\mathbf{X}_1\|^2$ and $T_2 = \|\mathbf{X}_2\|^2$. Then

$$T_1 \sim \frac{\sigma_1^2}{\tau} \chi_p^2(\nu_1), \quad \nu_1 = \frac{\tau \|\boldsymbol{\theta}_1\|^2}{\sigma_1^2} \quad \text{and} \quad T_2 \sim \frac{\sigma_2^2}{\tau} \chi_q^2(\nu_2), \quad \nu_2 = \frac{\tau \|\boldsymbol{\theta}_2\|^2}{\sigma_2^2}.$$

So $T_1|L = l \sim \frac{\sigma_1^2}{\tau} \chi_{p+2l}^2$ and $T_2|K = k \sim \frac{\sigma_2^2}{\tau} \chi_{q+2k}^2$, where L and K are Poisson random variable with parameter ν_1 and ν_2 respectively. We will consider component wise estimation of $\sigma_i^2, i = 1, 2$ with respect to the following loss functions.

$$\text{Squared error loss : } L_1(\delta, \sigma^2) = (\delta/\sigma^2 - 1)^2$$

$$\text{Entropy loss : } L_2(\delta, \sigma^2) = (\delta/\sigma^2) - \ln(\delta/\sigma^2) - 1$$

At first we use the principal of invariance. So we consider the affine group of transformations

$$\mathcal{G}_{a_i, b_i} = \{g_{a_i, b_i}(x) = a_i x + b_i, i = 1, 2, a_i > 0, b_i \in \mathbb{R}\}$$

Under this group, the form of the affine equivariant estimators of σ_i^2 can be obtained as

$$\delta_{\alpha_i}(\mathbf{X}_i, \underline{S}_i) = \alpha_i S_i \quad (1.3)$$

where $\alpha_i > 0$ is a constant. The following lemma provides the BAE of σ_i^2 .

Lemma 1.1 (i) For the squared error loss function $L_1(t) = (t - 1)^2$, the BAE of σ_i^2 is $\delta_{0i}^Q = \alpha_{iQ} S_i$, where $\alpha_{iQ} = \frac{E(\tau^{-1})}{(2+m_i)E(\tau^{-2})}$.

(ii) For the entropy loss function $L_2(t) = t - \ln t - 1$, the BAE of σ_i^2 is $\delta_{0i}^E = \alpha_{iE} S_i$ where $\alpha_{iE} = \frac{m_i}{E(\tau^{-1})}$.

The rest of the paper is organized as follows. In Section 2, we have discussed the improved

estimation of σ_1^2 . We have proposed estimators that dominate the BAEE under the squared error loss function and the entropy loss function. Furthermore, a class of estimators that improves upon the BAEE is given. In Section 3, estimation of σ_2^2 is considered. Improvement results similar to those in Section 2 are also obtained for this case. As an application we have obtained improved estimators of the ordered scale parameters of multivariate t- distribution. Finally, a simulation study has been carried out to asses the risk performance of the proposed estimators.

2 Estimation of σ_1^2

In this section, we will consider the improved estimation of σ_1^2 . Here, we are going to prove that the BAEE of σ_1^2 is inadmissible by deriving an improved estimator. Consider a broader class of estimators based on S_1 and S_2 .

$$\mathcal{C}_1 = \left\{ \delta_{\phi_1} = \phi_1(Z_1)S_1 \mid Z_1 = \frac{S_2}{S_1}, \phi_1 \text{ is positive measurable function} \right\}.$$

It is observed that for BAEE δ_{01}^Q and δ_{01}^E , $\phi_1(Z_1) = \alpha_{1Q}$, and α_{1E} respectively. Risk function of the estimator δ_{ϕ_1} under squared error loss function is

$$R(\delta_{\phi_1}, \sigma_1^2, \sigma_2^2) = E \left[\left(\frac{\phi_1(Z_1)S_1}{\sigma_1^2} - 1 \right)^2 \right] = E \left[E \left\{ \left(\frac{\phi_1(Z_1)S_1}{\sigma_1^2} - 1 \right)^2 \mid Z_1 \right\} \right].$$

To find a minimizer of the risk of δ_{ϕ_1} , we will find the minimzer of the inner conditional risk. For a given $\tau > 0$, the joint density of V_1 and Z_1 is proportional to

$$\eta^{\frac{m_2}{2}+1} v_1^{\frac{m_1+m_2}{2}-1} z_1^{-(2+\frac{m_1}{2}-1)} e^{-v_1(1+\eta^{-2}z_1)},$$

where $\eta = \frac{\sigma_1}{\sigma_2} \leq 1$. After some simplification we get the minimizer as

$$\phi_1^Q(z_1, \eta) = \frac{\frac{1}{\sigma_1^2} E(S_1 \mid Z_1 = z_1)}{\frac{1}{\sigma_1^4} E(S_1^2 \mid Z_1 = z_1)} = \frac{E \left[\tau^{-1} E \left(\frac{\tau}{\sigma_1^2} S_1 \mid Z_1 = z_1 \right) \right]}{E \left[\tau^{-2} E \left(\frac{\tau^2}{\sigma_1^4} S_1^2 \mid Z_1 = z_1 \right) \right]}. \quad (2.1)$$

Denote $V_1 = \frac{\tau}{\sigma_1^2} S_1$, then the equation (2.1) can be written as

$$\phi_1^Q(z_1, \eta) = \frac{E[\tau^{-1} E(V_1 \mid Z_1 = z_1)]}{E[\tau^{-2} E(V_1^2 \mid Z_1 = z_1)]}.$$

After simplifying we get

$$\phi_1^Q(z_1, \eta) = \frac{(1 + \eta^{-2}z_1)E(\tau^{-1})}{(m_1 + m_2 + 2)E(\tau^{-2})} \leq \frac{(1 + z_1)E(\tau^{-1})}{(m_1 + m_2 + 2)E(\tau^{-2})} = \phi_{11}^Q(z_1) \text{ (say).}$$

The following theorem gives an improvement result over the estimator δ_{ϕ_1} .

Theorem 2.1 *Under the squared error loss function $L_1(\cdot)$, the risk of the estimator*

$$\delta_{S_1}^Q(X, S) = \min \left\{ \phi_1(Z_1), \phi_{11}^Q(Z_1) \right\} S_1,$$

is nowhere larger than that of the estimator δ_{ϕ_1} provided $P \left(\phi_{11}^Q(Z_1) < \phi_1(Z_1) \right) > 0$.

Similar to the squared error loss function $L_1(\cdot)$, the minimizer of the risk function of δ_{ϕ_1} under entropy loss function $L_2(\cdot)$ is obtained as

$$\phi_1^E(z_1) = \frac{1 + \eta^{-2}z_1}{E[\tau^{-1}(m_1 + m_2)]} \leq \frac{1 + z_1}{E[\tau^{-1}(m_1 + m_2)]} = \phi_{11}^E(z_1) \quad (\text{say}).$$

Theorem 2.2 *The estimator*

$$\delta_{S_1}^E(X, S) = \min \left\{ \phi_1(Z_1), \phi_{11}^E(Z_1) \right\} S_1,$$

dominates δ_{ϕ_1} with respect to entropy loss function $L_2(\cdot)$ provided $P \left(\phi_{11}^E(Z_1) < \phi_1(Z_1) \right) > 0$.

As an application of Theorems 2.1 and 2.2, in the following corollary we will give estimator that dominates BAEE.

Corollary 2.3 (i) *For the squared error loss function $L_1(\cdot)$ the estimator*

$$\delta_{11}^Q = \begin{cases} \frac{(1+Z_1)E(\tau^{-1})}{(m_1+m_2+2)E(\tau^{-2})} S_1, & \text{if } 0 \leq Z_1 \leq \frac{m_2}{m_1+2}, \\ \frac{E(\tau^{-1})S_1}{(2+m_1)E(\tau^{-2})}, & \text{otherwise,} \end{cases} \quad (2.2)$$

dominates δ_{01}^Q .

(ii) *Under the entropy loss function $L_2(\cdot)$ the estimator*

$$\delta_{11}^E = \begin{cases} \frac{(1+Z_1)S_1}{(m_1+m_2)E(\tau^{-1})}, & \text{if } 0 \leq Z_1 \leq \frac{m_2}{m_1}, \\ \frac{S_1}{m_1E(\tau^{-1})}, & \text{otherwise,} \end{cases} \quad (2.3)$$

has uniformly smaller risk than δ_{01}^E .

Next we explore a large class of estimators utilizing the information contained in statistics S_1, S_2 and \mathbf{X}_1 . Consider a class of estimators as

$$\mathcal{C}_2 = \left\{ \delta_{\phi_2} = \phi_2(Z_1, Z_2)S_1 \mid Z_1 = \frac{S_2}{S_1}, Z_2 = \frac{\|\mathbf{X}_1\|^2}{S_1}, \phi_2 \text{ is positive measurable function} \right\}.$$

Under the squared error loss function $L_1(\cdot)$, risk of the δ_{ϕ_2} is minimized at

$$\phi_2^Q(\eta, z_1, z_2) = \frac{E \left[\tau^{-1} E \left(\frac{\tau}{\sigma_1^2} S_1 \mid Z_1 = z_1, Z_2 = z_2, L = l \right) \right]}{E \left[\tau^{-2} E \left(\frac{\tau^2}{\sigma_1^4} S_1^2 \mid Z_1 = z_1, Z_2 = z_2, L = l \right) \right]}. \quad (2.4)$$

Where L is the Poisson distribution with parameter ν_1 , for given $\tau > 0$, and $L = l$ the joint probability density function of V_1 given Z_1 and Z_2 is $\propto v_1^{\frac{m_1+m_2+p+l}{2}-3} e^{-\frac{v_1}{2}(1+\eta^{-2}z_1+z_2)}$, $\eta \leq 1$ and $v_1 > 0$. Consequently we obtain

$$\phi_2^Q(\eta, z_1, z_2) = \frac{E \left[\tau^{-1} \int_0^\infty v_1^{\frac{m_1+m_2+p+2l}{2}} e^{-\frac{v_1}{2}(1+\eta^{-2}z_1+z_2)} dv_1 \right]}{E \left[\tau^{-2} \int_0^\infty v_1^{\frac{m_1+m_2+p+2l}{2}+1} e^{-\frac{v_1}{2}(1+\eta^{-2}z_1+z_2)} dv_1 \right]}. \quad (2.5)$$

After simplifying equation (2.5), we get

$$\begin{aligned} \phi_2^Q(\eta, z_1, z_2) &= \frac{(1 + \eta^{-2}z_1 + z_2)}{m_1 + m_2 + p + 2l + 2} \frac{E(\tau^{-1})}{E(\tau^{-2})} \\ &\leq \frac{(1 + z_1 + z_2)}{(m_1 + m_2 + p + 2l + 2)} \frac{E(\tau^{-1})}{E(\tau^{-2})} \leq \frac{(1 + z_1 + z_2)}{(m_1 + m_2 + p + 2)} \frac{E(\tau^{-1})}{E(\tau^{-2})} \\ &= \phi_{21}^Q(z_1, z_2) \quad (\text{say}). \end{aligned}$$

Theorem 2.4 *Under the squared error loss function $L_1(\cdot)$, the risk of the estimator*

$$\delta_{S_2}^Q = \min \left\{ \phi_2(Z_1, Z_2), \phi_{21}^Q(Z_1, Z_2) \right\} S_1,$$

is nowhere larger than that of the estimator δ_{ϕ_2} provided $P \left(\phi_{21}^Q(Z_1, Z_2) < \phi_2(Z_1, Z_2) \right) > 0$.

Again under the entropy loss function minimizer of the risk function is obtained as

$$\phi_2^E = \left[E \left(\tau^{-1} E(V_1 \mid Z_1 = z_1, Z_2 = z_2, L = l) \right) \right]^{-1}.$$

Consequently, we have

$$\begin{aligned} \phi_2^E &= \frac{(1 + \eta^{-2}z_1 + z_2)}{m_1 + m_2 + p + 2l - 4} \left[E(\tau^{-1}) \right]^{-1} \leq \frac{(1 + z_1 + z_2)}{(m_1 + m_2 + p + 2l - 4)} \left[E(\tau^{-1}) \right]^{-1} \\ &\leq \frac{(1 + z_1 + z_2)}{(m_1 + m_2 + p - 4)} \left[E(\tau^{-1}) \right]^{-1} = \phi_{21}^E(Z_1, Z_2) \quad (\text{say}). \end{aligned}$$

Theorem 2.5 *The risk of the estimator*

$$\delta_{S_2}^E = \min \left\{ \phi_2(Z_1, Z_2), \phi_{21}^E(Z_1, Z_2) \right\} S_1,$$

is uniformly smaller than that of the estimator δ_{ϕ_2} with respect to entropy loss function $L_2(\cdot)$, provided $P(\phi_{21}^E(Z_1, Z_2) < \phi_2(Z_1, Z_2)) > 0$.

Corollary 2.6 (i) For the squared error loss function $L_1(\cdot)$ the estimator

$$\delta_{12}^Q = \begin{cases} \frac{1+Z_1+Z_2}{m_1+m_2+p+2} \frac{E(\tau^{-1})}{E(\tau^{-2})}, & \text{if } 0 \leq Z_2 \leq \frac{m_2+p}{m_1+2} - Z_1 \text{ and } 0 \leq Z_1 \leq \frac{m_2}{m_1+2}, \\ \frac{S_1}{m_1+2} \frac{E(\tau^{-1})}{E(\tau^{-2})}, & \text{otherwise,} \end{cases}$$

dominates δ_{01}^Q .

(ii) The estimator

$$\delta_{12}^E = \begin{cases} \frac{1+Z_1+Z_2}{m_1+m_2+p-4} \frac{1}{E(\tau^{-1})}, & \text{if } 0 \leq Z_2 \leq \frac{m_2+p-4}{m_1} - Z_1 \text{ and } 0 \leq Z_1 \leq \frac{m_2}{m_1}, \\ \frac{S_1}{m_1} \frac{1}{E(\tau^{-1})}, & \text{otherwise,} \end{cases}$$

dominates δ_{01}^E with respect to entropy loss function $L_2(\cdot)$.

2.1 A class of improved estimators

In this section, we will obtain a class of improved estimators using the approach proposed by [Kubokawa \(1994\)](#). For a given $\tau > 0$ we denote g_i and G_i be the density function and distribution function of V_i , $i = 1, 2$. The following theorem provides certain sufficient conditions under which the class of estimators $\delta_{\phi_1} = \phi_1(Z_1)S_1$ improves upon the BAE under squared error loss function.

Theorem 2.7 The risk of estimator $\delta_{\phi_1} = \phi_1(Z_1)S_1$ is nowhere larger than δ_{01}^Q under squared error loss function $L_1(\cdot)$ provided $\phi_1(u_1)$ satisfies the following conditions:

(i) $\phi_1(u_1)$ is non-decreasing and $\lim_{u_1 \rightarrow \infty} \phi_1(u_1) = \alpha_{1Q}$,

$$(ii) \phi(u_1) \geq \phi_1^*(u_1) = \frac{1}{m_1+m_2+2} \frac{E[\tau^{-1}] \int_0^{u_1} t^{\frac{m_2}{2}-1} (1+t)^{-(\frac{m_1+m_2}{2}+1)} dt}{E[\tau^{-2}] \int_0^{u_1} t^{\frac{m_2}{2}-1} (1+t)^{-(\frac{m_1+m_2}{2}+2)} dt}.$$

Proof: The idea of proof of this theorem is similar to [Petropoulos \(2017\)](#). So we omit it.

Theorem 2.8 The estimator $\delta_{\phi_1} = \phi_1(Z_1)S_1$ dominates the estimator δ_{01}^E with respect to entropy loss function $L_2(\cdot)$ provided $\phi_1(u_1)$ satisfies the following conditions:

(i) $\phi_1(u_1)$ is non-decreasing and $\lim_{u_1 \rightarrow \infty} \phi_1(u_1) = \alpha_{1E}$,

$$(ii) \phi(u_1) \geq \phi_1^*(u_1) = \frac{1}{m_1+m_2} \frac{\int_0^{u_1} t^{\frac{m_2}{2}-1} (1+t)^{-(\frac{m_1+m_2}{2})} dt}{E[\tau^{-1}] \int_0^{u_1} t^{\frac{m_2}{2}-1} (1+t)^{-(\frac{m_1+m_2}{2}+1)} dt}.$$

Proof: The risk difference of the estimators δ_{01}^E and $\delta_{\phi_1} = \phi_1(Z_1)S_1$ is

$$\begin{aligned} RD &= E \left[\frac{\alpha_{1E}S_1}{\sigma_1^2} - \ln \left(\frac{\alpha_{1E}S_1}{\sigma_1^2} \right) - 1 \right] - E \left[\frac{\phi_1(Z_1)S_1}{\sigma_1^2} - \ln \left(\frac{\phi_1(Z_1)S_1}{\sigma_1^2} \right) - 1 \right] \\ &= E [\alpha_{1E}Y_1 - \ln(\alpha_{1E}Y_1) - 1] - E [\phi_1(Z_1)Y_1 - \ln(\phi_1(Z_1)Y_1) - 1] \end{aligned}$$

which can be written as

$$\begin{aligned} RD &= E \left[\int_1^\infty \phi_1'(\eta^{-2}t\frac{Y_2}{Y_1})(\eta^{-2}Y_2) - \frac{\phi_1'(\eta^{-2}t\frac{Y_2}{Y_1})(\eta^{-2}Y_2)}{\phi_1(\eta^{-2}t\frac{Y_2}{Y_1})Y_1} dt \right] \\ &= \eta^{-2} \int_0^\infty \int_0^\infty \int_0^\infty \int_1^\infty \phi_1'(\frac{\eta^{-2}ty_2}{y_1}) \left(1 - \frac{1}{\phi_1(\frac{\eta^{-2}ty_2}{y_1})y_1} \right) y_2 \tau g_1(\tau y_1) \tau g_2(\tau y_2) \\ &\quad \times dt dy_2 dy_1 d\Pi(\tau). \end{aligned}$$

Making the transformations $u_1 = \frac{ty_2}{y_1}$ and $\frac{u_1y_1}{t} = x$ then we obtain

$$\begin{aligned} RD &\geq \int_0^\infty \int_0^\infty \int_0^\infty \int_1^\infty \frac{u_1y_1^2}{t^2} \phi_1'(\eta^{-2}u_1) \left(1 - \frac{1}{\phi_1(\eta^{-2}u_1)y_1} \right) \tau g_1(\tau y_1) \tau g_2(\tau \frac{u_1y_1}{t}) \\ &\quad \times dt du_1 dy_1 d\Pi(\tau). \\ &\geq \int_0^\infty \int_0^\infty \int_0^\infty \int_0^{u_1y_1} x \phi_1'(\eta^{-2}u_1) \left(1 - \frac{1}{\phi_1(\eta^{-2}u_1)y_1} \right) \tau g_1(\tau y_1) \tau g_2(\tau x) \frac{t}{u_1} \\ &\quad \times dx du_1 dy_1 d\Pi(\tau) \\ &\geq \int_0^\infty \phi_1'(\eta^{-2}u_1) \int_0^\infty \int_0^\infty \left(1 - \frac{1}{\phi_1(\eta^{-2}u_1)y_1} \right) y_1 \tau g_1(\tau y_1) \int_0^{\tau u_1y_1} g_2(x) \\ &\quad \times dx du_1 dy_1 d\Pi(\tau). \end{aligned}$$

So to ensure $RD \geq 0$ we must have

$$\int_0^\infty \int_0^\infty \left(y_1 - \frac{1}{\phi_1(\eta^{-2}u_1)} \right) \tau g_1(\tau y_1) G_2(\tau u_1y_1) dy_1 d\Pi(\tau) \geq 0,$$

that is

$$\phi(u_1) \geq \frac{\int_0^\infty \int_0^\infty \tau g_1(\tau y_1) G_2(\tau u_1y_1) dy_1 d\Pi(\tau)}{\int_0^\infty \int_0^\infty y_1 \tau g_1(\tau y_1) G_2(\tau u_1y_1) dy_1 d\Pi(\tau)} = \phi_2^* \quad (\text{say}).$$

After some simplification, we get

$$\phi_2^* = \frac{1}{m_1 + m_2} \frac{\int_0^{u_1} t^{\frac{m_2}{2}-1} (1+t)^{-\left(\frac{m_1+m_2}{2}\right)} dt}{E[\tau^{-1}] \int_0^{u_1} t^{\frac{m_2}{2}-1} (1+t)^{-\left(\frac{m_1+m_2}{2}+1\right)} dt}.$$

3 Estimation of σ_2^2

In this section, we aim to obtain improved estimators of σ_2^2 . For this purpose we consider a larger class incorporating the statistics S_1 and S_2 .

$$\mathcal{D}_1 = \left\{ \delta_{\psi_1} = \psi_1(Z_1^*) S_2 \mid Z_1^* = \frac{S_1}{S_2}, \psi_1 \text{ is positive measurable function} \right\}.$$

The risk function of δ_{ψ_1} under squared error loss function is

$$R(\delta_{\psi_1}, \sigma_1^2, \sigma_2^2) = E \left[\left(\frac{\psi_1(Z_1^*) S_2}{\sigma_2^2} - 1 \right)^2 \right] = E \left[E \left\{ \left(\frac{\psi_1(Z_1^*) S_2}{\sigma_2^2} - 1 \right)^2 \mid Z_1^* \right\} \right].$$

To obtain a minimizer of the $R(\delta_{\psi_1}, \sigma_1^2, \sigma_2^2)$, we minimize the inner conditional risk and after simplifying, we get

$$\begin{aligned} \psi_1^Q(z_1^*) &= \frac{\frac{1}{\sigma_2^2} E[S_2 \mid Z_1^* = z_1^*]}{\frac{1}{\sigma_2^4} E[S_2^2 \mid Z_1^* = z_1^*]} = \frac{E[\tau^{-1} E(V_2 \mid Z_1^* = z_1^*)]}{E[\tau^{-2} E(V_2^2 \mid Z_1^* = z_1^*)]} \\ &= \frac{1}{2} \left(1 + \frac{Z_1^*}{\eta^{-2}} \right) \left(\frac{m_1 + m_2}{2} + 1 \right)^{-1} \frac{E[\tau^{-1}]}{E[\tau^{-2}]} \\ &\geq (1 + Z_1^*) (m_1 + m_2 + 2)^{-1} \frac{E[\tau^{-1}]}{E[\tau^{-2}]} = \psi_{11}^Q(Z_1^*) \text{ (say)}. \end{aligned}$$

Using the convexity of the risk function we have the following theorem.

Theorem 3.1 *The estimator*

$$\delta_{S_1}^{Q*} = \max \left\{ \psi_1(Z_1^*), \psi_{11}^Q(Z_1^*) \right\} S_2$$

has uniformly smaller risk than that of the estimator δ_{ψ_1} under the squared error loss function $L_1(\cdot)$ provided $P \left(\psi_{11}^Q(Z_1^) > \psi_1(Z_1^*) \right) > 0$.*

Similarly, for the entropy loss function risk function is minimized at

$$\begin{aligned} \psi_1^E(z_1^*) &= \left(1 + \frac{z_1^*}{\eta^{-2}} \right) (m_1 + m_2 + 2)^{-1} (E[\tau^{-1}])^{-1} \\ &\geq (1 + z_1^*) (m_1 + m_2 + 2)^{-1} (E[\tau^{-1}])^{-1} = \psi_{11}^E(z_1^*) \text{ (say)}. \end{aligned}$$

In the following theorem we propose an estimator that dominates the estimator δ_{ψ_1} with respect to entropy loss function.

Theorem 3.2 *The estimator $\delta_{S_1}^{E*} = \max \{ \psi_1(Z_1^*), \psi_{11}^E(Z_1^*) \} S_2$ dominates δ_{ψ_1} with respect to the entropy loss function $L_2(\cdot)$, provided $P(\psi_{11}^E(Z_1^*) > \psi_1(Z_1^*)) > 0$.*

Applying the Theorems 3.1 and 3.2 we obtained the following corollary which yields the improved estimators over BAEE.

Corollary 3.3 (i) *Under the squared error loss function the estimator*

$$\delta_{21}^Q = \begin{cases} \frac{(1+Z_1^*) S_2}{m_1+m_2+2} \frac{E[\tau^{-1}]}{E[\tau^{-2}]}, & \text{if } Z_1^* \geq \frac{m_1}{m_2+2}, \\ \frac{S_2}{m_2+2} \frac{E[\tau^{-1}]}{E[\tau^{-2}]}, & \text{otherwise,} \end{cases} \quad (3.1)$$

improves upon the estimator δ_{02}^Q .

(ii) *The estimator*

$$\delta_{21}^E = \begin{cases} \frac{(1+Z_1^*) S_2}{m_1+m_2} (E[\tau^{-1}])^{-1}, & \text{if } Z_1^* \geq \frac{m_1}{m_2}, \\ \frac{S_2}{m_2} (E[\tau^{-1}])^{-1}, & \text{otherwise,} \end{cases} \quad (3.2)$$

dominates the δ_{02}^E with respect to the entropy loss function.

Next we consider a larger class of estimators utilizing the information contained in S_1, S_2 and \mathbf{X}_2 as

$$\mathcal{D}_2 = \left\{ \delta_{\psi_2} = \psi_2(Z_1^*, Z_2^*) S_2 \mid Z_1^* = \frac{S_1}{S_2}, Z_2^* = \frac{\|\mathbf{X}_2\|^2}{S_2}, \psi_2 \text{ is positive measurable function} \right\}.$$

The following theorem gives an improved estimator with respect to squared error loss function.

Theorem 3.4 *Under the squared error loss function $L_1(\cdot)$, risk of the estimator*

$$\delta_{S_2}^{Q*} = \max \left\{ \psi_{21}^Q(Z_1^*, Z_2^*), \psi_2(Z_1^*, Z_2^*) \right\} S_2$$

is uniformly smaller than that of $\psi_2(Z_1^, Z_2^*) S_2$ provided $P(\psi_{21}^Q(Z_1^*, Z_2^*) > \psi_1(Z_1^*, Z_2^*)) > 0$*

Proof: The risk function of the estimator δ_{ψ_2} is

$$R = E \left[\left(\frac{\psi_2(Z_1^*, Z_2^*) S_2}{\sigma_2^2} - 1 \right)^2 \right] = E \left[E \left\{ \left(\frac{\psi_2(Z_1^*, Z_2^*) S_2}{\sigma_2^2} - 1 \right)^2 \mid Z_1^*, Z_2^* \right\} \right].$$

The minimizer of the inner condition expectation is obtained as

$$\psi_2(\eta, z_1^*, z_2^*) = \frac{E \left[\tau^{-1} E \left(\frac{\tau}{\sigma_2^2} S_2 \mid Z_1^* = z_1^*, Z_2^* = z_2^*, K = k \right) \right]}{E \left[\tau^{-2} E \left(\frac{\tau^2}{\sigma_2^4} S_2^2 \mid Z_1^* = z_1^*, Z_2^* = z_2^*, K = k \right) \right]}, \quad (3.3)$$

where K follows a Poisson distribution with parameter ν_2 . For given $\tau > 0$ and $K = k$, the probability density function of V_2 given Z_1^* , Z_2^* is proportional to

$$\eta^{\frac{m_1}{2}-2} v_2^{\frac{m_1+m_2+q+2k}{2}-1} e^{-\frac{v_2}{2}(1+\frac{z_1^*}{\eta^{-2}}+z_2^*)}, \quad v_2 > 0.$$

Consequently we have

$$\begin{aligned} \psi_2^Q(\eta, z_1^*, z_2^*) &= \frac{E \left[\tau^{-1} \int_0^\infty v_2^{\frac{m_1+m_2+q+2k}{2}-1} e^{-\frac{v_2}{2}(1+\frac{z_1^*}{\eta^{-2}}+z_2^*)} dv_2 \right]}{E \left[\tau^{-2} \int_0^\infty v_2^{\frac{m_1+m_2+q+2k}{2}+1} e^{-\frac{v_2}{2}(1+\frac{z_1^*}{\eta^{-2}}+z_2^*)} dv_2 \right]} \\ &= \frac{(1 + \frac{z_1^*}{\eta^{-2}} + z_2^*)}{2} \left(\frac{m_1 + m_2 + q + 2k}{2} + 1 \right)^{-1} \frac{E(\tau^{-1})}{E(\tau^{-2})} \\ &= \frac{(1 + \frac{z_1^*}{\eta^{-2}} + z_2^*)}{m_1 + m_2 + q + 2k + 2} \frac{E(\tau^{-1})}{E(\tau^{-2})} \geq \frac{(1 + z_1^* + z_2^*)}{m_1 + m_2 + q + 2k + 2} \frac{E(\tau^{-1})}{E(\tau^{-2})}. \\ \psi_2^Q(\eta, z_1^*, z_2^*) &\geq \frac{(1 + z_1^* + z_2^*)}{m_1 + m_2 + q + 2} \frac{E(\tau^{-1})}{E(\tau^{-2})} = \psi_{21}^Q(z_1^*, z_2^*) \quad (\text{say}). \end{aligned}$$

In the following theorem we have given improved estimator with respect to the entropy loss function $L_2(\cdot)$. The proof of the theorem is similar to the Theorem 3.4, so we omit the proof.

Theorem 3.5 *Under the entropy loss function $L_2(\cdot)$, risk of the estimator*

$$\delta_{S_2}^{E*} = \max \{ \psi_{21}^E(Z_1^*, Z_2^*), \psi_2^E(Z_1^*, Z_2^*) \} S_2$$

is nowhere larger than that of $\delta_{\psi_2}^E$ provided $P(\psi_{21}^E(Z_1^, Z_2^*) > \psi_2^E(Z_1^*, Z_2^*)) > 0$, where*

$$\psi_{21}^E(Z_1^*, Z_2^*) = \frac{(1 + Z_1^* + Z_2^*)S_2}{m_1 + m_2 + q - 4} E[(\tau^{-1})]^{-1}.$$

Using the the Theorem 3.4 and Theorem 3.5, we propose estimator that dominates the BAEF of σ_2^2 .

Corollary 3.6 (i) *The estimator*

$$\delta_{22}^Q = \begin{cases} \frac{(1+Z_1^*+Z_2^*)S_2}{m_1+m_2+q+2} \frac{E(\tau^{-1})}{E(\tau^{-2})}, & \text{if } Z_2^* \geq \frac{m_1+q}{m_2+2} - Z_1^* \text{ and } Z_1^* \geq \frac{m_1}{m_2+2}, \\ \frac{S_2}{m_2+2} \frac{E(\tau^{-1})}{E(\tau^{-2})}, & \text{otherwise,} \end{cases}$$

improves upon the estimator δ_{02}^Q with respect to squared error loss function $L_1(\cdot)$.

(ii) Under the entropy loss function $L_2(\cdot)$ the estimator

$$\delta_{22}^E = \begin{cases} \frac{(1+Z_1^*+Z_2^*)S_2}{m_1+m_2+q-4} [E(\tau^{-1})]^{-1}, & \text{if } Z_2^* \geq \frac{m_1+q-4}{m_2} - Z_1^* \text{ and } Z_1^* \geq \frac{m_1}{m_2}, \\ \frac{S_2}{m_2} [E(\tau^{-1})]^{-1}, & \text{otherwise,} \end{cases}$$

dominates δ_{02}^E .

3.1 A class of improved estimator

In this section we have derived a class of estimators that dominate the BAEE.

Theorem 3.7 *The risk of estimator $\delta_{\psi_1} = \psi_1(Z_1^*)S_2$ is nowhere larger than δ_{02}^Q under the squared error loss function $L_1(\cdot)$ provided the function $\psi_1(r)$ satisfies the following conditions:*

(i) $\psi_1(r)$ is non-decreasing and $\lim_{r \rightarrow 0} \psi_1(r) = \alpha_{2Q}$,

(ii) $\psi_1(r) \leq \frac{\int_0^\infty \int_0^\infty \frac{v_2}{\tau} g_2(v_2) (1-G_1(v_2r)) dv_2 d\Pi(\tau)}{\int_0^\infty \int_0^\infty \frac{v_2^2}{\tau^2} g_2(v_2) (1-G_1(v_2r)) dv_2 d\Pi(\tau)}.$

Proof: Proof of this theorem is similar to the [Petropoulos \(2017\)](#).

Theorem 3.8 *The risk of the estimator $\delta_{\psi_1} = \psi_1(Z_1^*)S_2$ is uniformly smaller than that of δ_{02}^E with respect to entropy loss function $L_2(\cdot)$ provided $\psi_1(r)$ satisfies the following conditions:*

(i) $\psi_1(r)$ is non-decreasing and $\lim_{r \rightarrow 0} \psi_1(r) = \alpha_{2E}$,

(ii) $\psi_1(r) \leq \frac{\int_0^\infty \int_0^\infty g_2(v_2) (1-G_1(v_2r)) dv_2 d\Pi(\tau)}{\int_0^\infty \int_0^\infty \frac{v_2}{\tau} g_2(v_2) (1-G_1(v_2r)) dv_2 d\Pi(\tau)}.$

Proof: The risk difference of the estimators δ_{02}^E and $\delta_{\psi_1} = \psi_1(Z_1^*)S_2$ is

$$\begin{aligned} RD &= E \left[\frac{\psi_1(Z_1^*)S_2}{\sigma_2^2} - \ln \left(\frac{\psi_1(Z_1^*)S_2}{\sigma_2^2} \right) - 1 \right] - E \left[\frac{\alpha_{2E}S_2}{\sigma_2^2} - \ln \left(\frac{\alpha_{2E}S_2}{\sigma_2^2} \right) - 1 \right] \\ &= E [\psi_1(Z_1^*)Y_2 - \ln(\psi_1(Z_1^*)Y_2) - 1] - E [\alpha_{2E}Y_2 - \ln(\alpha_{2E}Y_2) - 1]. \end{aligned}$$

Which can be written as

$$\begin{aligned} RD &= E \left[\int_0^1 \psi_1' \left(\eta^2 t \frac{Y_1}{Y_2} \right) (\eta^2 Y_1) - \frac{\psi_1' \left(\eta^2 t \frac{Y_1}{Y_2} \right) (\eta^2 Y_1)}{\psi_1 \left(\eta^2 t \frac{Y_1}{Y_2} \right) Y_2} dt \right] \\ &\leq \int_0^\infty \int_0^\infty \int_0^\infty \int_0^1 \psi_1' \left(\frac{\eta^2 t y_1}{y_2} \right) \left(1 - \frac{1}{\psi_1 \left(\frac{\eta^2 t y_1}{y_2} \right) y_2} \right) y_1 \tau g_1(\tau y_1) \tau g_2(\tau y_2) dt dy_2 dy_1 d\Pi(\tau). \end{aligned}$$

Using the transformations $r = \frac{ty_1}{y_2}$ and $\frac{ry_2}{t} = s$ then we obtain

$$\begin{aligned} RD &\leq \int_0^\infty \int_0^\infty \int_0^\infty \int_{ry_2}^\infty \frac{ry_2^2}{t^2} \psi'_1(\eta^2 r) \left(1 - \frac{1}{\psi_1(\eta^2 r) y_2}\right) \tau g_1\left(\tau \frac{ry_2}{t}\right) \tau g_2(\tau y_2) dt dr dy_2 d\Pi(\tau). \\ &= \int_0^\infty \int_0^\infty \int_0^\infty \int_{ry_2}^\infty x \psi'_1(\eta^2 r) \left(1 - \frac{1}{\psi_1(\eta^2 r) y_2}\right) \tau g_1(\tau s) \tau g_2(\tau y_2) \frac{t}{r} ds dr dy_2 d\Pi(\tau). \\ &= \int_0^\infty \psi'_1(\eta^2 r) \int_0^\infty \int_0^\infty \left(1 - \frac{1}{\psi_1(\eta^2 r) y_2}\right) y_2 \tau g_2(\tau y_2) \int_{\tau ry_2}^\infty g_1(s) ds dy_2 dr d\Pi(\tau). \end{aligned}$$

For $RD \leq 0$ we must have

$$\int_0^\infty \int_0^\infty \left(1 - \frac{1}{\frac{v_2}{\tau} \psi_1(\eta^2 r)}\right) \frac{v_2}{\tau} g_2(v_2) [1 - G_1(v_2 r)] dv_2 d\Pi(\tau) \leq 0,$$

Hence using the condition (ii) we get the theorem.

4 Application to the multivariate t distribution

In this section we apply our results to multivariate t distribution. If we take the τ as $\frac{\chi_\nu^2}{\nu}$ in (1.1) the resulting distribution is a multivariate t distribution (See [Petropoulos and Kourouklis \(2005\)](#)). Here we will give improved estimators for ordered scale parameters of two multivariate t distributions. For a given $\tau > 0$, let X_{11}, \dots, X_{1n_1} be a random sample from $N_p\left(\boldsymbol{\mu}_1, \frac{\sigma_1^2}{\tau} \mathbf{I}_p\right)$ and X_{21}, \dots, X_{2n_2} be a random sample from $N_q\left(\boldsymbol{\mu}_2, \frac{\sigma_2^2}{\tau} \mathbf{I}_q\right)$. Then sufficiency reduces to

$$\overline{\mathbf{X}}_1 \sim N_p\left(\boldsymbol{\mu}_1, \frac{\sigma_1^2}{n_1 \tau} \mathbf{I}_p\right), \quad S_1 \sim \frac{\sigma_1^2}{\tau} \chi_{p(n_1-1)}^2 \quad \text{and} \quad \overline{\mathbf{X}}_2 \sim N_q\left(\boldsymbol{\mu}_2, \frac{\sigma_2^2}{n_2 \tau} \mathbf{I}_q\right), \quad S_2 \sim \frac{\sigma_2^2}{\tau} \chi_{q(n_2-1)}^2.$$

Take $\mathbf{X}_1 = \sqrt{n_1} \overline{\mathbf{X}}_1$ and $\mathbf{X}_2 = \sqrt{n_2} \overline{\mathbf{X}}_2$ then we get the setup (1.2) with $\boldsymbol{\theta}_1 = \sqrt{n_1} \boldsymbol{\mu}_1$, $\boldsymbol{\theta}_2 = \sqrt{n_2} \boldsymbol{\mu}_2$, $m_1 = p(n_1 - 1)$ and $m_2 = q(n_2 - 1)$. Also take

$$Z_1 = \frac{S_2}{S_1}, \quad Z_2 = \frac{\|\mathbf{X}_1\|^2}{S_1} = \frac{\|\sqrt{n_1} \overline{\mathbf{X}}_1\|^2}{S_1}, \quad \text{and} \quad Z_1^* = \frac{S_1}{S_2}, \quad Z_2^* = \frac{\|\mathbf{X}_2\|^2}{S_2} = \frac{\|\sqrt{n_2} \overline{\mathbf{X}}_2\|^2}{S_2}.$$

Here τ follows $\text{Gamma}(\frac{\nu}{2}, \frac{2}{\nu})$. Employing our findings, we can get estimators for σ_1^2 as well as σ_2^2 . Therefore the BAEE for $\sigma_i^2, i = 1, 2$ under the squared error loss is obtained as $d_{0i}^Q = \frac{(\nu-4)\nu}{4} \frac{S_i}{2+m_i}$, $i = 1, 2$. Similarly under entropy loss function BAEE for σ_i^2 can be obtained as $d_{0i}^E = \frac{(\nu-2)\nu}{4m_i} S_i$, $i = 1, 2$. Using the Theorems 2.1, 2.2 we get the following results.

Corollary 4.1 (i) Under the squared error loss function $L_1(\cdot)$ risk of the estimator

$$d_{11}^Q = \begin{cases} \frac{(1+Z_1)(\nu-4)\nu}{4(m_1+m_2+2)} S_1, & \text{if } 0 \leq Z_1 \leq \frac{m_2}{m_1+2}, \\ \frac{(\nu-4)\nu}{4(2+m_1)} S_1, & \text{otherwise.} \end{cases} \quad (4.1)$$

is nowhere larger than that of d_{01}^Q .

(ii) Under the entropy loss function $L_2(\cdot)$ the estimator

$$d_{11}^E = \begin{cases} \frac{(1+Z_1)(\nu-2)\nu S_1}{4(m_1+m_2)}, & \text{if } 0 \leq Z_1 \leq \frac{m_2}{m_1}, \\ \frac{\nu(\nu-2)}{4m_1} S_1, & \text{otherwise,} \end{cases} \quad (4.2)$$

improves upon d_{01}^E .

As an application of the Theorem 2.4 and 2.5 we get

Corollary 4.2 (i) Risk of the estimator

$$d_{12}^Q = \begin{cases} \frac{1+Z_1+Z_2}{4(m_1+m_2+p+2)} (\nu-4)\nu S_1 & \text{if } 0 \leq Z_2 \leq \frac{m_2+p}{m_1+2} - Z_1 \text{ and } 0 \leq Z_1 \leq \frac{m_2}{m_1+2}, \\ \frac{(\nu-4)\nu S_1}{4(m_1+2)} & \text{otherwise,} \end{cases}$$

is nowhere larger than that of d_{01}^Q under the squared error loss function $L_1(\cdot)$.

(ii) Under the entropy loss function $L_2(\cdot)$ the estimator

$$d_{12}^E = \begin{cases} \frac{(1+Z_1+Z_2)S_1}{4(m_1+m_2+p-4)} (\nu-2)\nu & \text{if } 0 \leq Z_2 \leq \frac{m_2+p-4}{m_1} - Z_1 \text{ and } 0 \leq Z_1 \leq \frac{m_2}{m_1}, \\ \frac{\nu(\nu-2)S_1}{4m_1} & \text{otherwise,} \end{cases}$$

dominates d_{01}^E .

Using the Theorem 2.7, 2.8 we can have following result.

Theorem 4.3 The risk of estimator $d_{\phi_1} = \phi_1(Z_1)S_1$ is nowhere larger than d_{01}^Q under squared error loss function $L_1(\cdot)$ provided $\phi_1(u_1)$ satisfies the following conditions:

(i) $\phi_1(u_1)$ is non-decreasing and $\lim_{u_1 \rightarrow \infty} \phi_1(u_1) = \frac{1}{2+m_1} \frac{\nu(\nu-4)}{4}$.

(ii) $\phi(u_1) \geq \phi^*(u_1) = \frac{\nu(\nu-4)}{4} \frac{1}{m_1+m_2+2} \frac{E[\tau^{-1}] \int_0^{u_1} t^{\frac{m_2}{2}-1} (1+t)^{-(\frac{m_1+m_2}{2}+1)} dt}{E[\tau^{-2}] \int_0^{u_1} t^{\frac{m_2}{2}-1} (1+t)^{-(\frac{m_1+m_2}{2}+2)} dt}$.

Theorem 4.4 The estimator $d_{\phi_1} = \phi_1(Z_1)S_1$ dominates the estimator d_{01}^E with respect to entropy loss function $L_2(\cdot)$ provided $\phi_1(u_1)$ satisfies the following conditions:

(i) $\phi_1(u_1)$ is non-decreasing and $\lim_{u_1 \rightarrow \infty} \phi_1(u_1) = \frac{1}{m_1} \frac{\nu(\nu-2)}{4}$.

$$(ii) \phi(u_1) \geq \frac{\nu(\nu-2)}{4} \frac{1}{m_1+m_2} \frac{\int_0^{u_1} t^{\frac{m_2}{2}-1} (1+t)^{-\left(\frac{m_1+m_2}{2}\right)} dt}{E[\tau^{-1}] \int_0^{u_1} t^{\frac{m_2}{2}-1} (1+t)^{-\left(\frac{m_1+m_2}{2}+1\right)} dt}.$$

Similarly, we can obtain results for σ_2^2 using the section 3.

Corollary 4.5 (i) Under the squared error loss function the estimator

$$d_{21}^Q = \begin{cases} \frac{(1+Z_1^*) S_2}{m_1+m_2+2} \frac{\nu(\nu-4)}{4}, & \text{if } Z_1^* \geq \frac{m_1}{m_2+2}, \\ \frac{S_2}{m_2+2} \frac{\nu(\nu-4)}{4}, & \text{otherwise,} \end{cases} \quad (4.3)$$

improves upon the estimator d_{02}^Q .

(ii) The estimator

$$d_{21}^E = \begin{cases} \frac{2(1+Z_1^*) S_2}{4(m_1+m_2)} \nu(\nu-2), & \text{if } Z_1^* \geq \frac{m_1}{m_2}, \\ \frac{S_2}{m_2} \frac{\nu(\nu-2)}{4}, & \text{otherwise,} \end{cases} \quad (4.4)$$

dominates the d_{02}^E under the entropy loss function.

Corollary 4.6 (i) The estimator

$$d_{22}^Q = \begin{cases} \frac{(1+Z_1^*+Z_2^*) S_2}{m_1+m_2+q+2} \frac{\nu(\nu-4)}{4} & \text{if } Z_2^* \geq \frac{m_1+q}{m_2+2} - Z_1^* \text{ and } Z_1^* \geq \frac{m_1}{m_2+2}, \\ \frac{S_2}{m_2+2} \frac{\nu(\nu-4)}{4}, & \text{otherwise,} \end{cases}$$

improves upon the estimator d_{02}^Q with respect to squared error loss function $L_1(\cdot)$.

(ii) Under the entropy loss function $L_2(\cdot)$ the estimator

$$d_{22}^E = \begin{cases} \frac{(1+Z_1^*+Z_2^*) S_2}{m_1+m_2+q-4} \frac{\nu(\nu-2)}{4} & \text{if } Z_2^* \geq \frac{m_1+q-4}{m_2} - Z_1^* \text{ and } Z_1^* \geq \frac{m_1}{m_2}, \\ \frac{S_2}{m_2} \frac{\nu(\nu-2)}{4} & \text{otherwise,} \end{cases}$$

dominates d_{02}^E .

Theorem 4.7 The risk of estimator $d_{\psi_1} = \psi_1(Z_1^*) S_2$ is nowhere larger than d_{02}^Q under the squared error loss function $L_1(\cdot)$ provided the function $\psi_1(r)$ satisfies the following conditions:

(i) $\psi_1(r)$ is non-decreasing and $\lim_{r \rightarrow 0} \psi_1(r) = \frac{1}{4(2+m_2)} \nu(\nu-4)$.

$$(ii) \psi_1(r) \leq \frac{\int_0^\infty \int_0^\infty \frac{v_2}{\tau} g_2(v_2) (1-G_1(v_2 r)) dv_2 d\Pi(\tau)}{\int_0^\infty \int_0^\infty \frac{v_2^2}{\tau^2} g_2(v_2) (1-G_1(v_2 r)) dv_2 d\Pi(\tau)}.$$

Theorem 4.8 *The risk of estimator $d_{\psi_1} = \psi_1(Z_1^*)S_2$ is nowhere larger than d_{02}^E with respect to entropy loss function $L(\cdot)$ provided $\psi_1(r)$ satisfies the following conditions:*

$$(i) \quad \psi_1(r) \text{ is non-decreasing and } \lim_{r \rightarrow 0} \psi_1(r) = \frac{1}{4m_2} \nu(\nu - 2).$$

$$(ii) \quad \psi_1(r) \leq \frac{\int_0^\infty \int_0^\infty g_2(v_2) (1 - G_1(v_2 r)) dv_2 d\Pi(\tau)}{\int_0^\infty \int_0^\infty \frac{v_2}{\tau} g_2(v_2) (1 - G_1(v_2 r)) dv_2 d\Pi(\tau)}.$$

5 Simulation study

In this section, we have conducted a simulation study to assess the risk performance of the proposed estimators for both loss functions squared error loss and entropy loss function. Fixing p and q equal to 2, we have generated 20000 random samples of size n_1 and n_2 from multivariate t distribution. To compare the risk performance of the improved estimators of σ_1^2 , we calculate relative risk improvement (RRI) with respect to BAEE for different values of $\mu_1, \mu_2, \sigma_1, \sigma_2, n_1, n_2$ and ν . The RRI of an estimator δ with respect to δ_0 is defined as

$$RRI(\delta) = \frac{Risk(\delta_0) - Risk(\delta)}{Risk(\delta_0)} \times 100.$$

RRI of the proposed estimators d_{11}^Q and d_{BZ}^Q under squared error loss function is tabulated in table 1. Similarly RRI d_{11}^E d_{BZ}^E under entropy loss presented in table 2 under squared error loss function and entropy loss function respectively. In table 1. Following insights have been drawn from table 1.

- (i) The RRI values of both estimators d_{11}^Q and d_{BZ}^Q decrease monotonically as the degrees of freedom increase from $\nu = 5$ to $\nu = 15$. RRI decreases as $\frac{\sigma_1^2}{\sigma_2^2}$ increases.
- (ii) The estimator d_{11}^Q yields smaller RRI values uniformly than d_{BZ}^Q . This indicates d_{BZ}^Q outperforms d_{11}^Q under the squared error loss function. Increase in sample size smaller RRI.

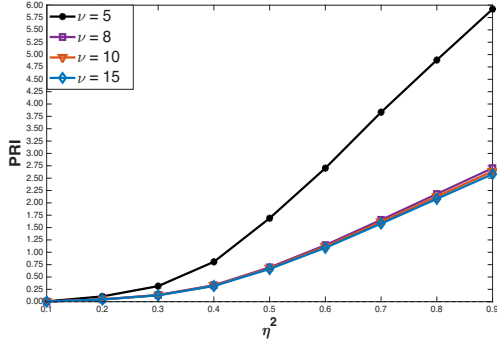
We have similar observations for entropy loss function. In the figures 1, 2, 3, 4 we have demonstrated the relative risk improvement of d_{12}^Q for different values of ν . We have observed that smaller value of ν gives better improvement over BAEE for d_{12}^Q and d_{12}^E .

Table 1: Percentage risk improvement of d_{11}^Q and d_{BZ}^Q with respect to squared error loss function.

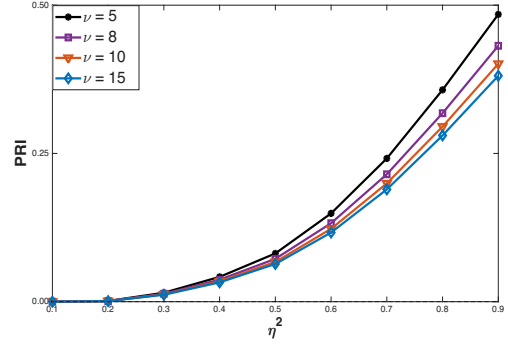
(n_1, n_2)	$\frac{\sigma_1^2}{\sigma_2^2}$	$\nu = 5$		$\nu = 8$		$\nu = 10$		$\nu = 15$	
		d_{11}^Q	d_{BZ}^Q	d_{11}^Q	d_{BZ}^Q	d_{11}^Q	d_{BZ}^Q	d_{11}^Q	d_{BZ}^Q
(5, 7)	0.1	0.02	1.56	0.02	1.23	0.02	1.20	0.02	1.17
	0.2	0.40	7.30	0.31	5.84	0.30	5.70	0.30	5.59
	0.4	3.59	22.13	2.84	18.09	2.77	17.69	2.71	17.35
	0.6	10.91	34.78	8.73	28.84	8.52	28.24	8.34	27.74
	0.7	15.39	39.91	12.39	33.29	12.10	32.62	11.85	32.06
	0.8	20.03	44.35	16.22	37.18	15.85	36.46	15.53	35.84
(10, 8)	0.1	0.00	0.17	0.00	0.15	0.00	0.14	0.00	0.13
	0.2	0.07	1.79	0.06	1.58	0.05	1.47	0.05	1.39
	0.4	1.24	9.93	1.10	8.89	1.01	8.28	0.96	7.88
	0.6	5.14	19.81	4.56	17.84	4.24	16.69	4.02	15.92
	0.7	8.07	24.35	7.19	21.99	6.68	20.61	6.35	19.68
	0.8	11.49	28.48	10.26	25.78	9.56	24.19	9.09	23.13
(12, 15)	0.1	0.00	0.03	0.00	0.01	0.00	0.01	0.00	0.01
	0.2	0.00	1.13	0.00	0.36	0.00	0.33	0.00	0.32
	0.4	0.89	14.32	0.27	5.24	0.25	4.89	0.23	4.66
	0.6	7.43	35.65	2.48	14.71	2.31	13.81	2.19	13.20
	0.7	14.36	45.51	5.04	19.84	4.70	18.66	4.48	17.85
	0.8	23.00	53.95	8.50	24.77	7.94	23.34	7.57	22.36
(13, 18)	0.1	0.00	0.01	0.00	0.00	0.00	0.00	0.00	0.00
	0.2	0.00	0.69	0.00	0.23	0.00	0.20	0.00	0.18
	0.4	0.63	12.06	0.19	4.58	0.17	4.08	0.16	3.79
	0.6	6.26	33.83	2.17	14.47	1.92	13.01	1.78	12.13
	0.7	13.02	44.51	4.77	20.12	4.24	18.15	3.93	16.96
	0.8	21.95	53.83	8.47	25.65	7.56	23.22	7.02	21.74
(20, 17)	0.1	0.00	0.00	0	0.00	0.00	0.00	0.00	0.00
	0.2	0.00	0.16	0.00	0.05	0.00	0.05	0.00	0.05
	0.4	0.26	5.64	0.08	2.10	0.08	1.97	0.07	1.88
	0.6	3.28	20.80	1.16	8.47	1.09	7.99	1.04	7.66
	0.7	7.54	29.71	2.77	12.58	2.61	11.89	2.49	11.41
	0.8	13.70	38.28	5.25	16.82	4.94	15.91	4.73	15.29

Table 2: Percentage risk improvement of d_{11}^E and d_{BZ}^E with respect to entropy loss function.

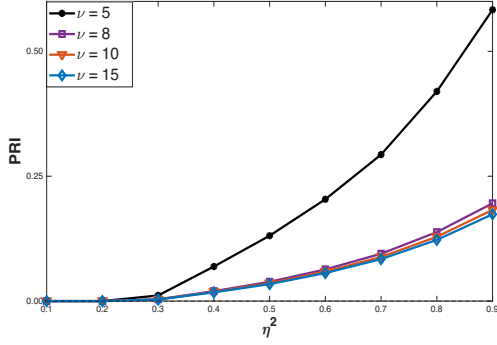
(n_1, n_2)	$\frac{\sigma_1^2}{\sigma_2^2}$	$\nu = 5$		$\nu = 8$		$\nu = 10$		$\nu = 15$	
		d_{11}^E	d_{BZ}^E	d_{11}^E	d_{BZ}^E	d_{11}^E	d_{BZ}^E	d_{11}^E	d_{BZ}^E
(5, 7)	0.1	0.04	2.67	0.02	1.18	0.01	1.14	0.01	1.09
	0.2	0.52	10.37	0.22	4.74	0.21	4.59	0.20	4.41
	0.4	5.08	27.54	2.22	13.32	2.15	12.91	2.06	12.42
	0.6	14.28	41.10	6.48	20.75	6.27	20.13	6.02	19.38
	0.7	19.66	46.45	9.07	23.88	8.79	23.17	8.45	22.32
	0.8	25.13	51.01	11.80	26.65	11.43	25.87	10.99	24.92
(10, 8)	0.1	0.00	0.17	0.00	0.11	0.00	0.10	0.00	0.09
	0.2	0.06	1.64	0.04	1.09	0.03	1.03	0.03	0.92
	0.4	1.10	8.68	0.73	5.92	0.68	5.57	0.61	4.98
	0.6	4.53	17.08	3.05	11.83	2.86	11.14	2.55	9.99
	0.7	7.11	20.97	4.81	14.61	4.52	13.78	4.04	12.37
	0.8	10.08	24.54	6.87	17.19	6.46	16.21	5.77	14.57
(12, 15)	0.1	0.00	0.01	0.00	0.01	0.00	0.01	0.00	0.01
	0.2	0.00	0.41	0.00	0.26	0.00	0.24	0.00	0.22
	0.4	0.28	5.27	0.18	3.48	0.16	3.21	0.15	2.95
	0.6	2.59	14.26	1.69	9.61	1.55	8.88	1.42	8.18
	0.7	5.14	19.11	3.38	12.98	3.11	12.01	2.85	11.07
	0.8	8.54	23.79	5.65	16.27	5.21	15.08	4.79	13.91
(13, 18)	0.1	0.00	0.01	0.00	0.00	0.00	0.00	0.00	0.00
	0.2	0.00	0.33	0.00	0.17	0.00	0.15	0.00	0.13
	0.4	0.25	5.81	0.12	3.08	0.11	2.72	0.09	2.36
	0.6	2.88	17.39	1.48	9.56	1.30	8.50	1.13	7.39
	0.7	6.14	23.85	3.21	13.32	2.84	11.87	2.45	10.34
	0.8	10.70	30.12	5.69	17.08	5.04	15.24	4.37	13.30
(20, 17)	0.1	0.00	0.00	0.00	0.00	0.00	0.00	0.00	0.00
	0.2	0.00	0.05	0.00	0.03	0.00	0.03	0.00	0.03
	0.4	0.07	1.82	0.05	1.30	0.04	1.20	0.04	1.11
	0.6	1.03	7.21	0.73	5.22	0.67	4.84	0.62	4.48
	0.7	2.43	10.70	1.73	7.78	1.60	7.23	1.48	6.69
	0.8	4.57	14.31	3.28	10.45	3.04	9.72	2.81	9.00



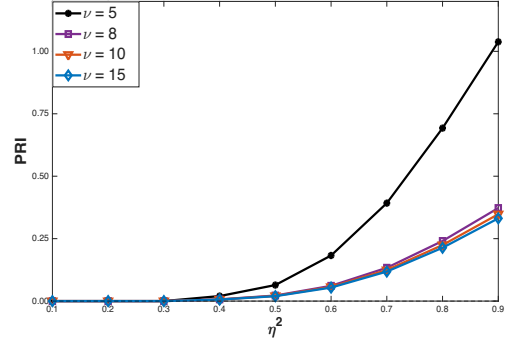
(a) $(n_1, n_2) = (5, 7), (\mu_1, \mu_2) = (0, 0)$



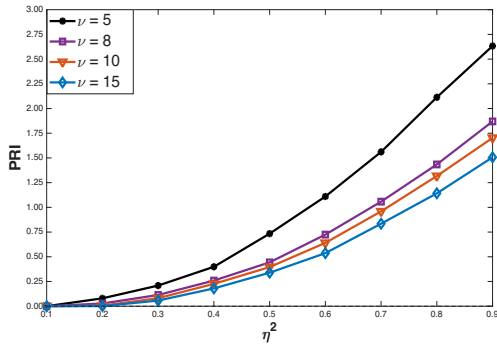
(b) $(n_1, n_2) = (10, 8), (\mu_1, \mu_2) = (0, 0)$



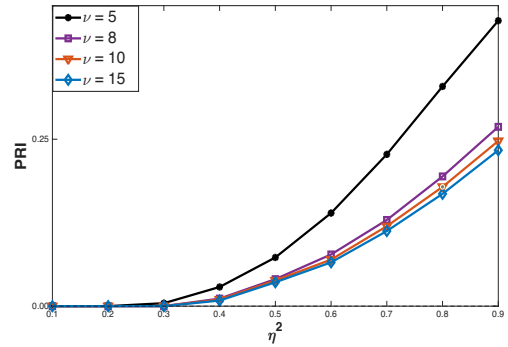
(c) $(n_1, n_2) = (13, 9), (\mu_1, \mu_2) = (0, 0)$



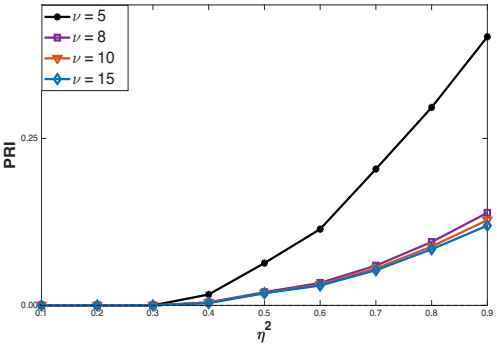
(d) $(n_1, n_2) = (12, 15), (\mu_1, \mu_2) = (0, 0)$



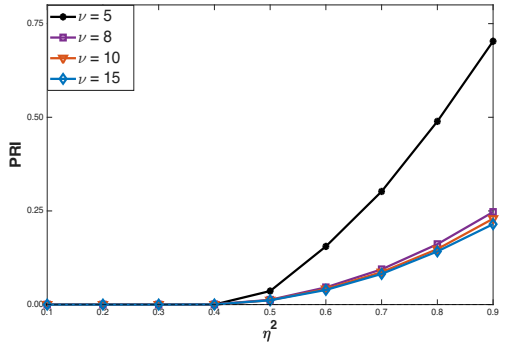
(e) $(n_1, n_2) = (5, 7), (\mu_1, \mu_2) = (3, 2)$



(f) $(n_1, n_2) = (10, 8), (\mu_1, \mu_2) = (3, 2)$

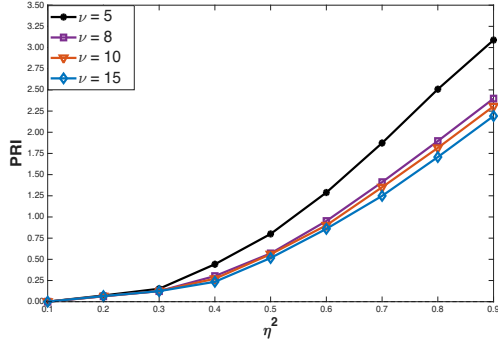


(g) $(n_1, n_2) = (13, 9), (\mu_1, \mu_2) = (3, 2)$

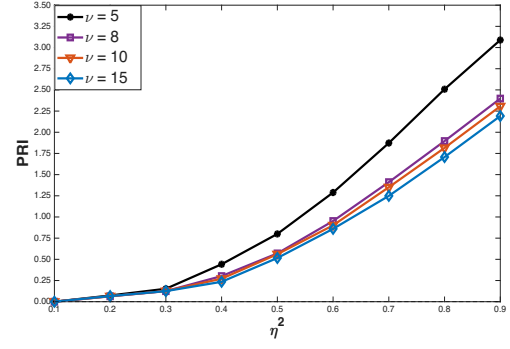


(h) $(n_1, n_2) = (12, 15), (\mu_1, \mu_2) = (3, 2)$

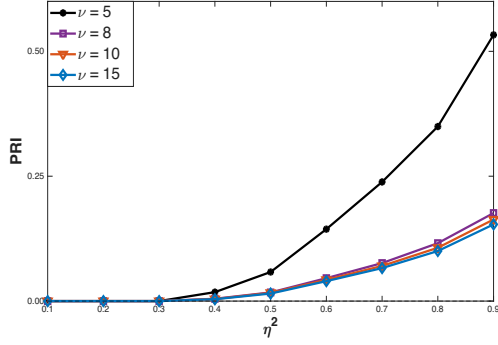
Figure 1: Percentage risk improvement of d_{12}^Q under squared error loss $L_1(t)$ for σ_1^2



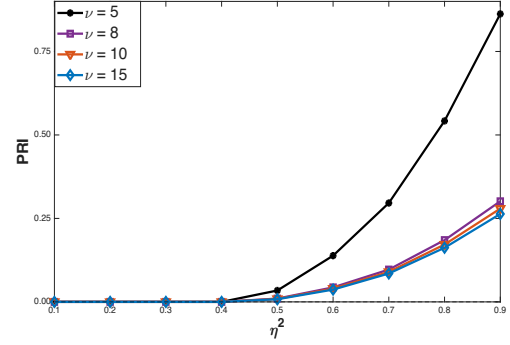
(a) $(n_1, n_2) = (5, 7), (\mu_1, \mu_2) = (1, 1.5)$



(b) $(n_1, n_2) = (10, 8), (\mu_1, \mu_2) = (1, 1.5)$

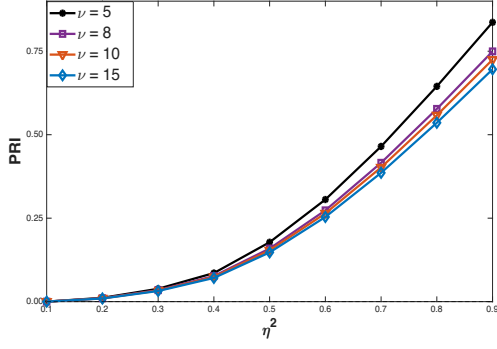


(c) $(n_1, n_2) = (13, 9), (\mu_1, \mu_2) = (1, 1.5)$

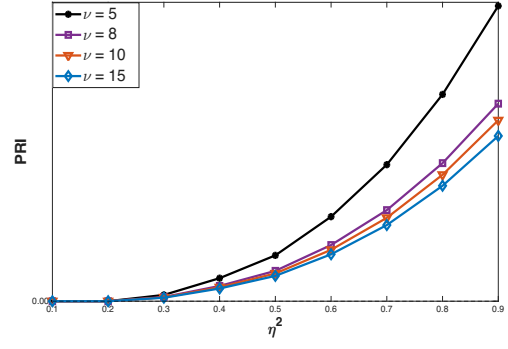


(d) $(n_1, n_2) = (12, 15), (\mu_1, \mu_2) = (1, 1.5)$

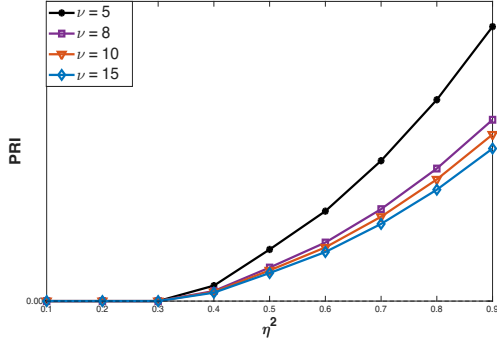
Figure 2: Percentage risk improvement of d_{12}^Q under squared error loss $L_1(t)$ for σ_1^2



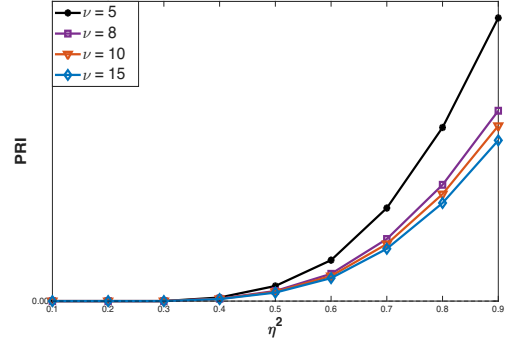
(a) $(n_1, n_2) = (5, 7), (\mu_1, \mu_2) = (0, 0)$



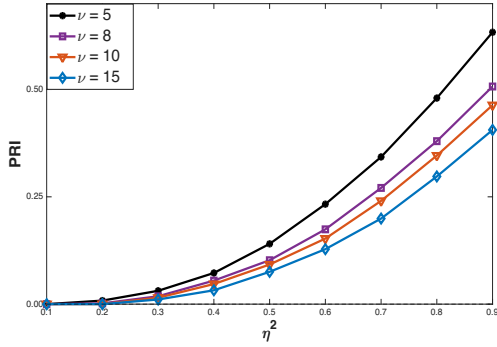
(b) $(n_1, n_2) = (10, 8), (\mu_1, \mu_2) = (0, 0)$



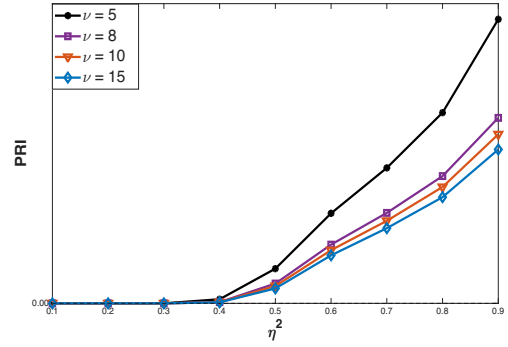
(c) $(n_1, n_2) = (13, 9), (\mu_1, \mu_2) = (0, 0)$



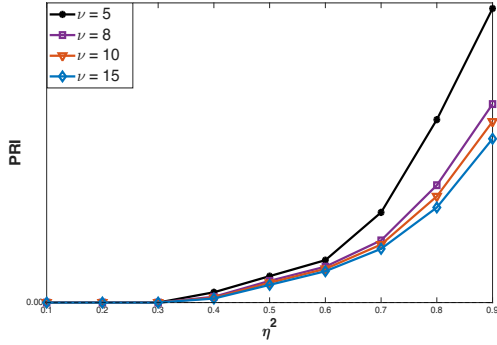
(d) $(n_1, n_2) = (12, 15), (\mu_1, \mu_2) = (0, 0)$



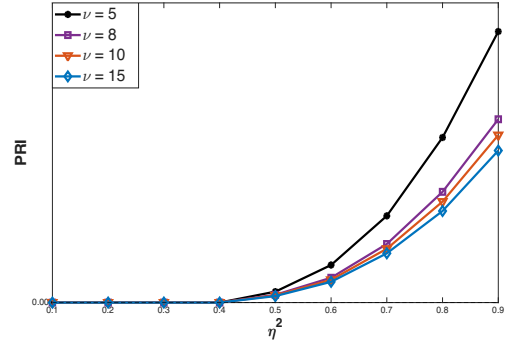
(e) $(n_1, n_2) = (5, 7), (\mu_1, \mu_2) = (3, 2)$



(f) $(n_1, n_2) = (10, 8), (\mu_1, \mu_2) = (3, 2)$

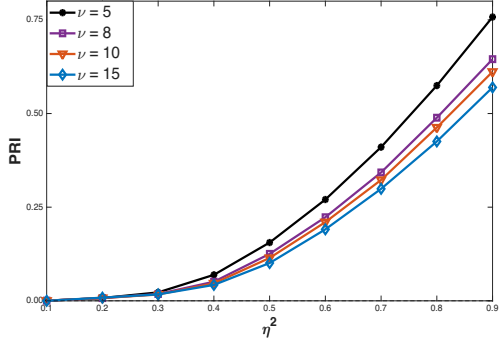


(g) $(n_1, n_2) = (13, 9), (\mu_1, \mu_2) = (3, 2)$

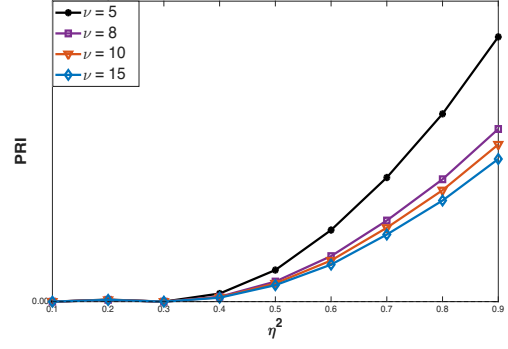


(h) $(n_1, n_2) = (12, 15), (\mu_1, \mu_2) = (3, 2)$

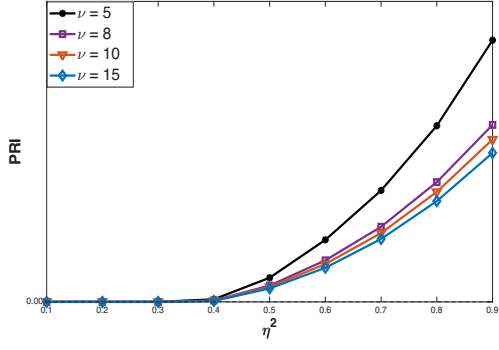
Figure 3: Percentage risk improvement of d_{12}^E under entropy loss $L_2(t)$ for σ_1^2



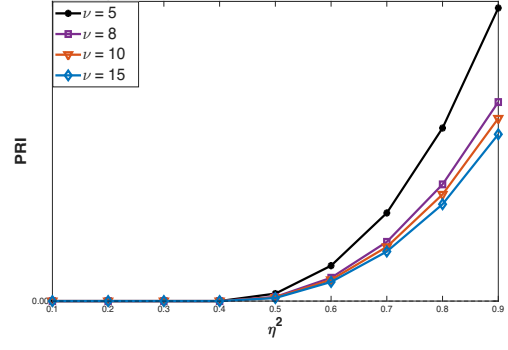
(a) $(n_1, n_2) = (5, 7), (\mu_1, \mu_2) = (1.5, 1)$



(b) $(n_1, n_2) = (10, 8), (\mu_1, \mu_2) = (1.5, 1)$



(c) $(n_1, n_2) = (13, 9), (\mu_1, \mu_2) = (1.5, 1)$



(d) $(n_1, n_2) = (12, 15), (\mu_1, \mu_2) = (1.5, 1)$

Figure 4: Percentage risk improvement of d_{12}^E under entropy loss $L_2(t)$ for σ_1^2

6 Conclusions

In this manuscript, we studied component-wise estimation of the ordered variances of two scale mixture of normal distributions. In this study, we focused on developing improved estimators for σ_1^2 over the BAE. Moreover, we have derived a class of improved estimators of BAE of σ_1^2 . This study was carried out specifically under two loss functions, namely (i) the squared error loss function, (ii) the entropy loss function. We have also derived similar improvement results for σ_2^2 . Furthermore, as an application improvement results are obtained for estimating ordered scale parameters of a scale mixture of multivariate normal distributions. Finally, we have conducted the simulation study and tabulated the percentage risk improvement with respect to BAE, which validates our findings numerically.

References

- Barlow, R. E., Bartholomew, D. J., Bremner, J. and Brunk, H. D. (1972). *Statistical Inference Under Order Restrictions: The Theory and Application of Isotonic Regression*, Wiley New York.
- Jana, N. and Chakraborty, A. (2022). Estimation of order restricted standard deviations of normal populations with a common mean, *Statistics*. **56**(4), 867–890.
- Jena, A. K., Tripathy, M. R. and Pal, N. (2021). Alternative estimation of the common mean of two normal populations with order restricted variances, *REVSTAT-Statistical Journal*. **19**(3), 327–362.
- Jena, P., Tripathy, M. R. and Kumar, S. (2023). Point and interval estimation of powers of scale parameters for two normal populations with a common mean, *Statistical Papers*. **64**(5), 1775–1804.
- Kubokawa, T. (1994). A unified approach to improving equivariant estimators, *The Annals of Statistics*. **22**(1), 290–299.
- Kumar, S. and Sharma, D. (1992). An inadmissibility result for affine equivariant estimators, *Statistics and Decisions*. **10**(1-2), 87–98.
- Kumar, S. and Tripathi, Y. M. (2008). Estimating a restricted normal mean, *Metrika*. **68**(3), 271–288.
- Kumar, S., Tripathi, Y. M. and Misra, N. (2005). James–stein type estimators for ordered normal means, *Journal of Statistical Computation and Simulation*. **75**(7), 501–511.
- Ma, T. and Liu, S. (2013). Estimation of order-restricted means of two normal populations under the linex loss function, *Metrika*. **76**(3), 409–425.

- Marchand, E. and Strawderman, W. E. (2004). Estimation in restricted parameter spaces: A review, *Lecture notes-monograph series*. pp. 21–44.
- Misra, N., Anand, R. and Singh, H. (1994). Estimation of the largest location parameter of exponential distributions, *Communications in Statistics-Theory and Methods*. **23**(10), 2865–2880.
- Misra, N., Choudhary, P., Dhariyal, I. and Kundu, D. (2002). Smooth estimators for estimating order restricted scale parameters of two gamma distributions, *Metrika*. **56**(2), 143–161.
- Misra, N. and van der Meulen, E. C. (1997). On estimation of the common mean of k (> 1) normal populations with order restricted variances, *Statistics and probability letters*. **36**(3), 261–267.
- Oono, Y. and Shinozaki, N. (2005). Estimation of two order restricted normal means with unknown and possibly unequal variances, *Journal of statistical planning and inference*. **131**(2), 349–363.
- Pal, N. (1988). Decision-theoretic estimation of generalized variance and generalized precision, *Communications in Statistics-Theory and Methods*. **17**(12), 4221–4230.
- Patra, L. K., Kayal, S. and Kumar, S. (2021). Minimax estimation of the common variance and precision of two normal populations with ordered restricted means, *Statistical Papers*. **62**(1), 209–233.
- Patra, L. K. and Kumar, S. (2017). Estimating ordered means of a bivariate normal distribution, *American Journal of Mathematical and Management Sciences*. **36**(2), 118–136.
- Patra, L. K., Kumar, S. and Petropoulos, C. (2021). Improved estimators for functions of scale parameters in mixture models, *Journal of the Korean Statistical Society*. **50**(4), 918–954.
- Petropoulos, C. (2010). A class of improved estimators for the scale parameter of a mixture model of exponential distribution with unknown location, *Communications in Statistics – Theory and Methods*. **39**(17), 3153–3162.
- Petropoulos, C. (2017). Estimation of the order restricted scale parameters for two populations from the Lomax distribution, *Metrika*. **80**(4), 483–502.
- Petropoulos, C. and Kourouklis, S. (2005). Estimation of a scale parameter in mixture models with unknown location, *Journal of statistical planning and inference*. **128**(1), 191–218.
- Robertson, T., Wright, F. and Dykstra, R. L. (1988). *Order Restricted Statistical Inference*, Wiley Series in Probability and Mathematical Statistics, John Wiley and Sons, Chichester.
- Shi, N.-Z. and Jiang, H. (1998). Maximum likelihood estimation of isotonic normal means with unknown variances, *Journal of multivariate analysis*. **64**(2), 183–195.

- Tripathy, M. R., Kumar, S. and Pal, N. (2013). Estimating common standard deviation of two normal populations with ordered means, *Statistical Methods & Applications*. **22**(3), 305–318.
- Tsukuma, H. and Kubokawa, T. (2008). Stein’s phenomenon in estimation of means restricted to a polyhedral convex cone, *Journal of Multivariate Analysis*. **99**(1), 141–164.
- van Eeden, C. (2006). Restricted-parameter-space estimation problems: Admissibility and minimaxity properties, *Lecture Notes in Statistics*, Springer. **188**.
- Vijayasree, G., Misra, N. and Singh, H. (1995). Componentwise estimation of ordered parameters of k (≥ 2) exponential populations, *Annals of the Institute of Statistical Mathematics*. **47**(2), 287–307.