

Symmetric and Antisymmetric Quantum States from Graph Structure and Orientation

Matheus R. de Jesus,^{1,*} Eduardo O. C. Hoefel,^{2,†} and Renato M. Angelo^{1,‡}

¹*Department of Physics, Federal University of Paraná, P.O. Box 19044, Curitiba 81531-980, Paraná, Brazil*

²*Department of Mathematics, Federal University of Paraná, P.O. Box 19081, Curitiba 81531-980, Paraná, Brazil*

(Dated: January 28, 2026)

Graph states provide a powerful framework for describing multipartite entanglement in quantum information science. In their standard formulation, graph states are generated by controlled- Z interactions and naturally encode symmetric exchange properties. Here we establish a precise correspondence between graph topology and exchange symmetry by proving that a graph state is fully symmetric under particle permutations if and only if the underlying graph is complete. We then introduce a generalized graph-based construction using a non-commutative two-qudit gate, denoted GR , which requires directed edges and an explicit vertex ordering. We show that complete directed graphs endowed with appropriate orientations, for an odd number of qudits generate fully antisymmetric multipartite states. Together, these results provide a unified graph-theoretic description of bosonic and fermionic exchange symmetry based on graph completeness and edge orientation.

I. INTRODUCTION

In the early 2000s, a quantum formalism emerged that established a close connection between multipartite entangled states and graph theory. This formalism, together with its subsequent generalizations, underpins the implementation of measurement-based quantum computation (MBQC) [1–3] and has been extensively employed in a wide range of quantum information tasks [4–7]. Known as graph states, this framework provides a transparent description of multipartite entanglement in terms of graph topology and has been comprehensively reviewed in Ref. [8]. An intriguing feature of graph states is the nontrivial relationship between the topological properties of the underlying graph and the exchange symmetry of the associated quantum state. In light of the growing number of recent experimental realizations of graph states [9–13] and their increasing relevance for quantum networks [14, 15], it is timely to examine in detail how graph topology constrains the symmetry properties of the corresponding quantum states.

It has been noted in the literature that graph states associated with complete graphs exhibit permutation symmetry. Motivated by this observation, it is shown in this work that, within the standard graph-state formalism, a state is fully symmetric under particle permutations if and only if the graph from which it is constructed is complete. This characterization naturally raises a complementary question: whether an analogous graph-based construction exists for antisymmetric states. As demonstrated below, the conventional graph-state formalism does not allow for the generation of fully antisymmetric states, revealing a fundamental limitation of the standard approach.

To address this limitation, an extension of the graph-state formalism is introduced. The proposed framework relies on alternative two-qudit operators and directed graph structures, thereby enabling the systematic construction and analysis of antisymmetric multipartite states. Within this generalized setting, graph topology — and, crucially, edge orientation — plays a central role in determining the exchange symmetry of the resulting quantum states.

This article is organized as follows. After reviewing the necessary theoretical background on graph states and exchange symmetries, the equivalence between graph completeness and permutation symmetry is established, and the intrinsic obstruction to antisymmetry in the standard formalism is analyzed. A generalized graph-based construction capable of generating antisymmetric states, when the number of qudits is odd, is then introduced and illustrated with explicit examples. Finally, the implications of these results are discussed, and possible directions for future research are outlined.

II. EXCHANGE SYMMETRY AND GENERALIZED GRAPH STATES

A. Exchange Symmetry in Quantum Systems

Exchange symmetry plays a fundamental role in the description of systems composed of identical quantum particles. Independently of the specific physical realization, the admissible states of such systems are constrained by their transformation

* jesus1@ufpr.br

† hoefel@ufpr.br

‡ renato.angelo@ufpr.br

properties under particle permutations. For a system of N identical particles, any physical state must satisfy

$$P_\sigma |\psi\rangle = |\psi\rangle \quad \text{for bosons,} \quad (1)$$

$$P_\sigma |\psi\rangle = \text{sgn}(\sigma) |\psi\rangle \quad \text{for fermions,} \quad (2)$$

where P_σ denotes the unitary operator implementing the permutation $\sigma \in S_N$ of the N subsystems, and $\text{sgn}(\sigma)$ is the signature (or parity) of the permutation, equal to $+1$ for even permutations and -1 for odd ones. These relations provide the operational definition of bosonic and fermionic exchange symmetry employed throughout this work.

B. Graph States via CZ

We now briefly recall the standard construction of graph states, which will serve as the reference framework for our subsequent analysis. Following Hein *et al.* [8], the graph state associated with a simple undirected graph $G = (V, E)$ is defined as

$$|G\rangle = \prod_{(a,b) \in E} CZ^{(a,b)} |+\rangle^{\otimes N}, \quad (3)$$

where $V = \{1, \dots, N\}$ is the vertex set (one vertex per qubit) and $E \subseteq V \times V$ is the edge set specifying which pairs of qubits interact. Each vertex represents a qubit prepared in the state $|+\rangle = (|0\rangle + |1\rangle)/\sqrt{2}$, and each edge corresponds to a controlled-phase interaction of Ising type between the associated qubits. Operationally, CZ acts as a controlled phase flip, leaving all computational basis states unchanged except for $|11\rangle$, which acquires a phase factor -1 . As a result, the state $|G\rangle$ depends only on the topology of the underlying graph and not on the order in which the interactions are applied.

C. Symmetry properties of graph states

Let $\Gamma = (V, E)$ be a nontrivial simple graph, and let $|G\rangle$ denote the associated graph state defined in Eq. (3).

Theorem 1. *The graph state $|G\rangle$ is invariant under all permutations of the N qubits if and only if the graph Γ is complete.*

The “if” direction follows from the fact that, for the complete graph K_N , any permutation of vertices leaves the edge set invariant. (Here and in what follows, K_N denotes the complete graph on N vertices). Since all controlled- Z gates commute, the action of a permutation operator P_σ merely relabels the gates appearing in Eq. (3), leaving the state unchanged.

Conversely, we show that if Γ is not complete, the corresponding graph state $|G\rangle$ fails to be permutation symmetric. Any non-complete graph necessarily contains at least one of the following minimal substructures that break symmetry:

h_1 : three vertices connected linearly, i.e., edges $(1, 2)$ and $(2, 3)$ are present, while $(1, 3)$ is absent;

h_2 : two disconnected vertices, at least one of which is connected to a third vertex.

The subgraph h_1 appears in every non-complete connected graph, while h_2 appears in every disconnected graph. Both structures can be obtained from the complete graph K_3 by the removal of one edge (h_1) or two edges (h_2), respectively. Before proceeding with the proof, we establish that these substructures necessarily occur in the corresponding classes of graphs.

1. Structure h_1 : Connected Graphs

By definition, in a connected graph there exists a path between any two vertices. Among all such paths, consider one of minimal length. To show that the structure h_1 appears in every non-complete connected graph, we choose two non-adjacent vertices u and v of Γ . Such a choice is always possible since the graph is not complete.

Let $(u = w_0, w_1, \dots, w_k, w_{k+1} = v)$ be a shortest path connecting u and v , where $k \geq 1$ is the number of intermediate vertices.

- If $k = 1$, the vertices (u, w_1, v) form exactly the structure h_1 , with edges (u, w_1) and (w_1, v) and no edge (u, v) .
- If $k > 1$, any three consecutive vertices (w_i, w_{i+1}, w_{i+2}) along the path form a connected subgraph isomorphic to h_1 .

Therefore, every non-complete connected graph necessarily contains the substructure h_1 .

2. Structure h_2 : Disconnected Graphs

In a disconnected graph, there exists no path between vertices belonging to different connected components. For a disconnected graph to be nontrivial, it must contain at least one edge. Therefore, one can always choose two non-adjacent vertices such that one of them is adjacent to a third vertex, yielding a subgraph isomorphic to the structure h_2 .

3. Symmetry Breaking in the Minimal Substructures

Consider first the connected case h_1 . For vertices 1, 2, 3, the corresponding graph state is

$$\begin{aligned} |G\rangle_{h_1} &= CZ^{(1,2)} CZ^{(2,3)} |+\rangle^{\otimes 3} \\ &= \frac{1}{\sqrt{8}} \left(|000\rangle + |100\rangle + |010\rangle + |001\rangle - |110\rangle + |101\rangle - |011\rangle + |111\rangle \right). \end{aligned} \quad (4)$$

Applying the permutation P_{12} , we obtain

$$P_{12} |G\rangle_{h_1} = \frac{1}{\sqrt{8}} \left(|000\rangle + |010\rangle + |100\rangle + |001\rangle - |110\rangle + |011\rangle - |101\rangle + |111\rangle \right), \quad (5)$$

which is clearly different from the original state. Hence, $P_{12} |G\rangle_{h_1} \neq |G\rangle_{h_1}$, showing that permutation symmetry is broken.

For the disconnected case h_2 , where only one edge connects vertices (1, 2), the associated state reads

$$|G\rangle_{h_2} = CZ^{(1,2)} |+\rangle^{\otimes 3} = \frac{1}{\sqrt{8}} \left(|000\rangle + |100\rangle + |010\rangle + |001\rangle - |110\rangle + |101\rangle + |011\rangle - |111\rangle \right). \quad (6)$$

Under the permutation P_{23} , we find

$$P_{23} |G\rangle_{h_2} = \frac{1}{\sqrt{8}} \left(|000\rangle + |100\rangle + |001\rangle + |010\rangle - |101\rangle + |110\rangle + |011\rangle - |111\rangle \right), \quad (7)$$

again yielding $P_{23} |G\rangle_{h_2} \neq |G\rangle_{h_2}$.

To elucidate why the presence of such a substructure breaks the symmetry of a larger graph, consider an explicit example in which a fourth vertex is added to the structure h_1 . The resulting state can be written as

$$\prod_{(i,j) \in E_G \setminus E_{h_1}} CZ^{(i,j)} [|G\rangle_{h_1} \otimes |+\rangle]. \quad (8)$$

For concreteness, we choose the set of additional edges $E_G \setminus E_{h_1} = \{(1, 4), (2, 4), (3, 4)\}$. This yields

$$\begin{aligned} CZ^{(1,4)} CZ^{(2,4)} CZ^{(3,4)} [|G\rangle_{h_1} \otimes |+\rangle] &= \frac{1}{4} CZ^{(1,4)} CZ^{(2,4)} CZ^{(3,4)} \left(|000\rangle + |100\rangle + |010\rangle \right. \\ &\quad \left. + |001\rangle - |110\rangle + |101\rangle - |011\rangle + |111\rangle \right) \otimes (|0\rangle + |1\rangle). \end{aligned} \quad (9)$$

Recall that the action of the gate $CZ^{(i,4)}$ is to apply a phase factor -1 whenever both qubits i and 4 are in the state $|1\rangle$. Consequently, the controlled- Z operations affect only the component of the state proportional to $|1\rangle_4$. The state can therefore be rewritten as

$$\frac{1}{4} \left[|G\rangle_{h_1} \otimes |0\rangle + (|000\rangle - |100\rangle - |010\rangle - |001\rangle + |110\rangle + |101\rangle + |011\rangle - |111\rangle) \otimes |1\rangle \right]. \quad (10)$$

Finally, applying the same permutation P_{12} as in Eq. (5), it follows immediately that the total state is not symmetric, since $P_{12} |G\rangle_{h_1} \neq |G\rangle_{h_1}$. This construction can be generalized to an arbitrary graph Γ with N vertices:

$$\begin{aligned} |G\rangle_{\Gamma} &= \prod_{(i,j) \in E_{\Gamma} \setminus E_{h_1}} CZ^{(i,j)} |G\rangle_{h_1} \otimes |+\rangle^{\otimes (N-3)} \\ &= \frac{1}{2^{(N-3)/2}} \prod_{(i,j) \in E_{\Gamma} \setminus E_{h_1}} CZ^{(i,j)} |G\rangle_{h_1} \otimes (|0\rangle + |1\rangle)^{\otimes (N-3)}. \end{aligned} \quad (11)$$

By the same reasoning, the state defined in Eq. (11) is not permutation symmetric, since the nonsymmetric substructure $|G\rangle_{h_1}$ appears as a tensor factor and is unaffected by the additional commuting CZ gates. The choice of the subgraph h_1 was made solely for illustrative purposes, and the argument applies equally to the structure h_2 . Therefore, any non-complete graph contains at least one of these substructures and thus gives rise to a non-symmetric graph state. The only topology whose associated state remains invariant under all permutations is the complete graph K_N .

This result establishes a direct correspondence between the topological completeness of the graph and the full permutation symmetry of the associated graph state. It provides a simple but powerful criterion: only complete graphs generate symmetric graph states within the standard CZ formalism.

D. The Impossibility of Antisymmetry in Standard Graph States

Within the standard CZ -based graph-state formalism, it is not possible to construct fully antisymmetric states. Let $\Gamma = (V, E)$ be a graph defining an N -qubit graph state $|G\rangle$ via Eq. (3). As discussed previously, the controlled- Z gate $CZ^{(a,b)}$ acts on a pair of qubits (a, b) as a controlled phase flip: whenever both qubits are in the state $|1\rangle$, the gate applies a phase factor -1 .

Crucially, $CZ^{(a,b)}$ is diagonal in the computational basis. As a consequence, its action only modifies relative phases and does not change which computational-basis vectors appear with nonzero amplitude in the state. Therefore, the support of $|G\rangle$ coincides with that of the initial product state $|+\rangle^{\otimes N}$, which can be written explicitly as

$$|+\rangle^{\otimes N} = \frac{1}{2^{N/2}} (|00 \cdots 0\rangle + |01 \cdots 0\rangle + \cdots + |11 \cdots 1\rangle). \quad (12)$$

This state contains all 2^N computational-basis vectors with equal magnitude. Moreover, some of these components are invariant under both the action of all $CZ^{(a,b)}$ gates and any permutation of subsystems, such as the vector $|00 \cdots 0\rangle$. Importantly, the amplitude of this component is nonzero and remains unchanged throughout the graph-state construction.

Consequently, although certain basis vectors may acquire a minus sign under a given permutation, it is impossible for the total state $|G\rangle$ to satisfy the fermionic antisymmetry condition $P_\sigma |G\rangle = \text{sgn}(\sigma) |G\rangle$ for all $\sigma \in S_N$, as required by Eq. (2). This establishes that fully antisymmetric states cannot arise within the standard graph-state formalism.

E. The GR Gate and Antisymmetric Graph States

The impossibility of generating fully antisymmetric states within the standard CZ -based graph-state formalism naturally raises the question of whether an alternative graph-based construction can accommodate fermionic exchange symmetry. In particular, one may ask whether the obstruction identified above is intrinsic to graph-theoretic descriptions or rather a consequence of the specific choice of two-qubit interaction underlying conventional graph states.

To address this question, we consider a generalized framework based on a different class of two-body gates. While no graph-theoretic construction of antisymmetric states appears to exist in the literature, it is worth noting that, outside the context of graph states, antisymmetric multipartite states can be generated using quantum gates. For instance, Ref. [16] presents a construction of the totally antisymmetric state for three-dimensional systems using two-qubit gates. Generalizing such construction to any odd dimension was one of the motivations for the present paper.

Motivated by these observations, we introduce here a gate-based formulation that enables the systematic construction of antisymmetric states and admits a natural interpretation in terms of directed graphs. The key ingredient is a non-commutative two-qudit gate, denoted GR , acting on pairs of d -level systems (qudits). Its action is defined as

$$GR^{(l,k)} |i\rangle_k |j\rangle_l = |j \ominus i\rangle_k |j\rangle_l, \quad (13)$$

where \ominus denotes subtraction modulo d .

In addition, we introduce the generalized Hadamard and shift operators,

$$H_d |j\rangle = \frac{1}{\sqrt{d}} \sum_{k=0}^{d-1} \omega^{jk} |k\rangle, \quad (14)$$

$$X_d |k\rangle = |k+1 \bmod d\rangle, \quad (15)$$

where $\omega = e^{2\pi i/d}$.

Using these operators, fully antisymmetric states can be constructed recursively. Starting from the two-qudit antisymmetric Bell state

$$|A_2\rangle = \frac{1}{\sqrt{2}} (|01\rangle - |10\rangle),$$

we define the n -partite state $|A_n\rangle$ as

$$|A_n\rangle = \prod_{i=1}^{n-1} GR^{(n,i)} \left(X_d^{\otimes(n-1)} |A_{n-1}\rangle \otimes H_d |0\rangle_n \right). \quad (16)$$

As will be shown in the following subsections, this recursive construction admits a natural interpretation in terms of directed graphs, in which adjacency relations and edge orientation play a central role in determining the exchange symmetry of the resulting quantum states.

1. Full antisymmetry of the state for an odd number of qudits

The goal of this subsection is to show that the state $|A_n\rangle$ defined in Eq. (16) coincides, up to a global phase, with the totally antisymmetric state on n qudits whenever n is odd. The proof proceeds by rewriting $|A_n\rangle$ as a uniform superposition of computational-basis states labeled by permutations, with coefficients determined by their signatures. The key step is to show that, for odd n , the relative signs induced by the recursive construction are independent of the auxiliary summation index, allowing the sum to be identified with the alternator over S_n . This subsection is the only part of the text where some familiarity with permutation groups is required; we refer the reader to [17].

By recursively applying the formulas (14) and (15), one can obtain the following combinatorial description of the state $|A_n\rangle$.

$$|A_n\rangle = \frac{1}{\sqrt{n!}} \sum_{k=0}^{n-1} \sum_{\sigma \in S_{n-1}} (-1)^{|\sigma|} |k - (\sigma_0 + 1)\rangle_1 \cdots |k - (\sigma_{n-2} + 1)\rangle_{n-1} |k\rangle_n \quad (17)$$

where σ runs over the set of all permutations of the set $\{0, 1, \dots, n-2\}$ of $n-1$ elements. Hence, $1 \leq \sigma_i + 1 \leq n-1$, for all $i = 0, \dots, n-2$. All the additions and subtractions in the above formula must be considered modulo n .

Given a permutation $\sigma : \{0, 1, \dots, n-2\} \rightarrow \{0, 1, \dots, n-2\}$, one can obviously extend it to a permutation $\sigma + \text{Id}$ of $\{0, 1, \dots, n-2, n-1\}$ defined by $(\sigma + \text{Id})_i = \sigma_i$ for $i \leq n-2$, and $(\sigma + \text{Id})_{n-1} = n-1$, i.e. as the identity on $n-1$. The new permutation obtained by this simple extension has the same sign as σ , i.e. $\text{sgn}(\sigma + \text{Id}) = \text{sgn}(\sigma)$.

Notice now that the cyclic permutation $(0 \ 1 \ 2 \ \cdots \ n-1)$ corresponds precisely to addition by 1 modulo n , whose sign is 1 if n is odd and -1 if n is even. Since the cyclic permutation is given by addition by 1 modulo n , the composition $(0 \ 1 \ 2 \ \cdots \ n-1) \circ (\sigma + \text{Id})$ gives a permutation such that $i \mapsto \sigma_i + 1$, for $i \leq n-2$, and $n-1 \mapsto 0$. Recall that $n \equiv 0 \pmod{n}$. Composing with the additive inverse, i.e., adding the minus sign, changes the permutation (and hence its sign) in a way that is independent of k . The new permutation thus obtained can be described by: $i \mapsto -(\sigma_i + 1)$, for $i \leq n-2$, and $n-1 \mapsto 0$. Its sign does not depend on k .

By taking this last permutation and iteratively composing k times with the cyclic permutation $(0 \ 1 \ 2 \ \cdots \ n-1)$, one finally gets the permutation $\pi_{\sigma,k} : \{0, 1, \dots, n-1\} \rightarrow \{0, 1, \dots, n-1\}$, defined by $i \mapsto k - (\sigma_i + 1)$ for $i \leq n-2$, and $n-1 \mapsto k$. When n is odd, the sign of $(0 \ 1 \ 2 \ \cdots \ n-1)$ is 1, hence the sign \pm in $(-1)^{|\pi_{\sigma,k}|} = \pm(-1)^{|\sigma|}$ does not depend on k . Thus $(-1)^{|\sigma|} = \pm(-1)^{|\pi_{\sigma,k}|}$. By substituting all that into formula (17), one gets

$$|A_n\rangle = \frac{1}{\sqrt{n!}} \sum_{k=0}^{n-1} \sum_{\sigma \in S_{n-1}} \pm(-1)^{|\pi_{\sigma,k}|} |\pi_{\sigma,k}(0)\rangle_1 \cdots |\pi_{\sigma,k}(n-2)\rangle_{n-1} |\pi_{\sigma,k}(n-1)\rangle_n. \quad (18)$$

When n is odd, the sign \pm does not depend on k nor on σ , hence we can take that sign out of the summation. Since the permutations $\pi_{\sigma,k}$ run through the group of permutations S_n , it turns out that $|A_n\rangle$ is a multiple of the alternator of $|012 \cdots n-1\rangle$. More precisely,

$$|A_n\rangle = \frac{\pm 1}{\sqrt{n!}} \text{Alt}(|012 \cdots n-1\rangle), \quad (19)$$

when n is odd. This shows that $|A_n\rangle$ is fully antisymmetric for n odd.

In the case where n is even, the sign of the cyclic permutation $(0 \ 1 \ 2 \ \cdots \ n-1)$ is -1 , hence the \pm sign in $(-1)^{|\pi_{\sigma,k}|} = \pm(-1)^{|\sigma|}$ is now dependent on k . Therefore, when n is even, the state $|A_n\rangle$ is no longer a multiple of $\text{Alt}(|012 \cdots n-1\rangle)$, and thus not fully antisymmetric. However, $|A_n\rangle$ is antisymmetric with respect to permutations of its first $n-1$ qudits.

This result shows that the recursive GR -based construction yields the unique fully antisymmetric state on n qudits (for odd n), anticipating its interpretation as the graph state associated with a complete directed graph.

F. Definition of Operators

In order to make precise the operator-based formulation underlying the GR construction and its graph-theoretic interpretation, we now refine the notation introduced in the recursive definition of antisymmetric states.

We begin with the shift operator X_d . In Eq. (16), the operator

$$X_d^{\otimes(n-1)} = X_d^{(1)} \otimes X_d^{(2)} \otimes \cdots \otimes X_d^{(n-1)} \quad (20)$$

acts uniformly on all subsystems labeled from 1 to $n - 1$. Here, the superscript (i) explicitly indicates the subsystem on which the operator acts.

In graph states generated by the GR operator, the uniform application of X_d used in Eq. (16) is no longer appropriate, as the displacement must reflect the adjacency relations of the underlying directed graph. Accordingly, we introduce the modified operator

$$\tilde{X}_d = \bigotimes_{i \in N_n} X_d^{(i)}, \quad (21)$$

where N_n denotes the set of vertices adjacent to vertex n . This definition ensures that only subsystems directly connected to the newly added vertex undergo a modular displacement, thereby encoding the graph structure at the operator level.

We now turn to the two-qudit gate GR . In contrast with the controlled- Z gate, which satisfies the symmetry $CZ^{(i,j)} = CZ^{(j,i)}$ and therefore does not require an orientation of the edges, the action of the GR gate is order-sensitive. In general, $GR^{(i,j)} \neq GR^{(j,i)}$, so the orientation of each edge must be specified and must influence the operator's action.

Let Γ be a directed graph and let $e = (u, v)$ be an edge of Γ . We define the oriented operator

$$\widetilde{GR}^{(u,v)} = \begin{cases} GR^{(u,v)}, & \text{if } o(e) = u, \\ GR^{(v,u)}, & \text{if } o(e) = v, \end{cases} \quad (22)$$

where $o : E \rightarrow V$ is the function that assigns to each directed edge its origin vertex. From this point on, for notational simplicity, we omit the tilde and write $GR^{(u,v)}$, with the understanding that the operator ordering is determined by the orientation of the corresponding edge.

These definitions make explicit how adjacency relations and edge orientation are encoded at the operator level, thereby establishing the link between directed graph structure and the generation of antisymmetric multipartite states.

G. Graph States Generated by the GR Operator

To construct the quantum state associated with a directed graph Γ , it is necessary to take into account not only its adjacency relations, but also its orientation and an explicit ordering of the vertices. The latter is essential, since the state associated with an arbitrary graph is obtained through a recursive procedure in which vertices are incorporated sequentially.

We begin with the initial subgraph Γ_2 consisting of the first two vertices. If no edge exists between vertices 1 and 2, we define the corresponding state simply as

$$|\Gamma_2\rangle = |0\rangle_1 \otimes |0\rangle_2. \quad (23)$$

If, on the other hand, an edge is present between vertices 1 and 2 (in either orientation), the preparation of the initial state must reflect this adjacency. In this case, vertex 1 is prepared in the state $X|0\rangle = |1\rangle$, while vertex 2 is prepared in the state $-H(X|0\rangle) = \frac{1}{\sqrt{2}}(|1\rangle - |0\rangle)$. The initial two-vertex state is then given by

$$|\Gamma_2\rangle = GR^{(i,j)} \left[|1\rangle \otimes \frac{1}{\sqrt{2}}(|1\rangle - |0\rangle) \right], \quad (24)$$

where $(i, j) = (1, 2)$ or $(i, j) = (2, 1)$, depending on the orientation of the edge.

Starting from this initial condition, the state associated with the subgraph Γ_n on n vertices is constructed recursively. Whenever vertex n has at least one neighbor, we define

$$|\Gamma_n\rangle = \prod_{(n,j) \in E(\Gamma)} GR^{(n,j)} \left(\tilde{X}_n |\Gamma_{n-1}\rangle \otimes H_n |0\rangle_n \right), \quad (25)$$

where the product runs over all edges connecting vertex n to previously introduced vertices, and \tilde{X}_n is the modified shift operator defined in the previous subsection. If vertex n has no neighbors, no interaction is applied and the state is defined by

$$|\Gamma_n\rangle = |\Gamma_{n-1}\rangle \otimes |0\rangle_n. \quad (26)$$

When the graph Γ is complete, one recovers the state $|A_n\rangle$, in other words:

$$|\Gamma_n\rangle = |A_n\rangle \quad \text{if } \Gamma \text{ is complete.}$$

1. Illustrative Example

To illustrate the construction, we consider the directed graph shown in Fig. 1. The corresponding initial two-vertex subgraph Γ_2 , depicted in Fig. 2, serves as the base case of the recursive procedure.

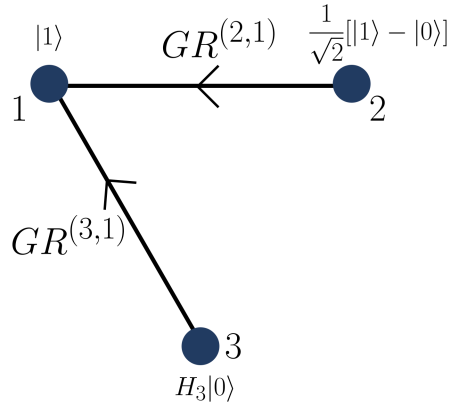


FIG. 1. Directed graph illustrating the intermediate step of the recursive construction of $|\Gamma_3\rangle$. The state $|\Gamma_2\rangle$ associated with vertices 1 and 2 is extended by adding vertex 3, initially prepared in the state $H_3|0\rangle_3$. The directed edge $3 \rightarrow 1$ represents the application of the gate $GR^{(3,1)}$. At this stage, the resulting three-qudit state does not exhibit any particular exchange symmetry.

For the initial graph Γ_2 , we obtain

$$|\Gamma_2\rangle = GR^{(2,1)} \left[X_1 |0\rangle \otimes \frac{1}{\sqrt{2}}(|1\rangle - |0\rangle) \right] = \frac{1}{\sqrt{2}}(|01\rangle - |10\rangle), \quad (27)$$

which is already antisymmetric under exchange of the two subsystems.

Applying the recursive construction given in Eq. (25), and considering only the edge $3 \rightarrow 1$, we obtain

$$\begin{aligned} |\Gamma_3\rangle &= GR^{(3,1)} \left[X_3^{(1)} |\Gamma_2\rangle \otimes H_3 |0\rangle_3 \right] \\ &= \frac{1}{\sqrt{6}} \left(|210\rangle + |011\rangle + |112\rangle - |100\rangle - |201\rangle - |002\rangle \right). \end{aligned} \quad (28)$$

This state does not exhibit any particular exchange symmetry. We now add the second edge $3 \rightarrow 2$, as shown in Fig. 3. The resulting state is

$$\begin{aligned} |\Gamma_3\rangle &= GR^{(3,2)} GR^{(3,1)} \left[(X_3^{(1)} \otimes X_3^{(2)}) |\Gamma_2\rangle \otimes H_3 |0\rangle_3 \right] \\ &= \frac{1}{\sqrt{6}} \left(|210\rangle + |021\rangle + |102\rangle - |120\rangle - |201\rangle - |012\rangle \right), \end{aligned} \quad (29)$$

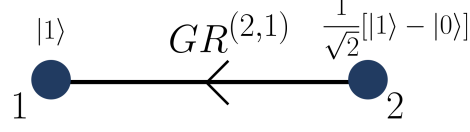


FIG. 2. Initial two-vertex directed subgraph Γ_2 used as the base case of the recursive construction. Vertex 1 is prepared in the state $|1\rangle$, while vertex 2 is prepared in the state $\frac{1}{\sqrt{2}}(|1\rangle - |0\rangle) = -H(X|0\rangle)$. The directed edge from vertex 2 to vertex 1 encodes the application of the two-qudit gate $GR^{(2,1)}$, resulting in the antisymmetric state $|\Gamma_2\rangle = \frac{1}{\sqrt{2}}(|01\rangle - |10\rangle)$.

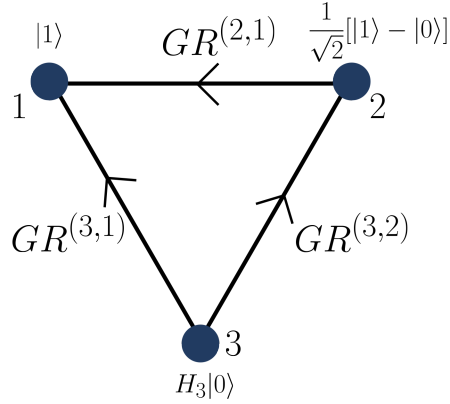


FIG. 3. Directed complete graph on three vertices whose orientation generates the fully antisymmetric state of three $d = 3$ qudits. The directed edges represent the ordered application of the gates $GR^{(3,1)}$ and $GR^{(3,2)}$, leading to the state $|\Gamma_3\rangle = |A_3\rangle$.

which is fully antisymmetric under particle permutations.

The state in Eq. (29) coincides exactly with $|A_3\rangle$ obtained from the general recursive construction in Eq. (16). This shows that a complete directed graph on three vertices, endowed with a specific hierarchical orientation from the highest-indexed vertex to the lowest, reproduces the fully antisymmetric three-qudit state.

III. DISCUSSION AND FUTURE PERSPECTIVES

In this work, we introduced a graph-based framework for the systematic construction of fully antisymmetric multipartite states, extending the standard notion of graph states beyond the symmetric setting generated by controlled- Z interactions. In this sense, the GR -based construction provides a genuine generalization of graph states, encompassing new symmetry classes

and requiring a richer class of graph structures.

A central outcome of our analysis is the explicit connection between exchange symmetry and graph structure. In conventional graph states generated by CZ gates, permutation symmetry is entirely determined by graph completeness and relies on the undirected nature and mutual commutativity of the interactions. By contrast, in graph states generated by the GR operator, antisymmetry emerges only when the underlying graph is both complete and appropriately oriented. The directed character of the graph, reflecting the non-commutativity of the GR gates, plays an essential role and has no counterpart in the standard graph-state formalism.

Together with the complete proof presented in subsection II E 1, these results establish a precise structural correspondence: complete undirected graphs generate fully symmetric states, while complete directed graphs endowed with a hierarchical orientation generate fully antisymmetric states for an odd number of qudits. This correspondence highlights orientation as a key resource for encoding fermionic exchange statistics within a graph-theoretic language. It is important to note that graph states generated by the GR operator are not restricted to fully antisymmetric states, but may also belong to other classes of entangled states. For a fixed edge set, different choices of edge orientations lead to distinct quantum states, while preserving the underlying adjacency structure of the graph. Moreover, for complete graphs with an even number of qudits, the resulting states remain antisymmetric with respect to the first $n - 1$ subsystems.

Beyond its conceptual implications, the present framework opens several directions for future research. From the perspective of quantum information theory, it raises the possibility of extending measurement-based and graph-based protocols to settings involving antisymmetric or mixed-symmetry states. From a structural standpoint, an important open question concerns the stabilizer properties of GR generated graph states and their relation to existing stabilizer formalisms. More broadly, the graph-based encoding of exchange symmetry introduced here may provide a useful tool for exploring fermionic networks and many-body quantum systems within a unified and transparent graphical framework.

ACKNOWLEDGMENTS

M.R.J. and R.M.A. thank the Brazilian funding agency CNPq under grant codes PIBIC-UFPR/CNPq and 305957/2023-6, respectively. E.H. thanks the USIAS (University of Strasbourg Institute for Advanced Studies) for its partial support.

-
- [1] R. Raussendorf, D. E. Browne, and H. J. Briegel, *Phys. Rev. A* **68**, 022312 (2003).
 - [2] R. Raussendorf and H. J. Briegel, *Phys. Rev. Lett.* **86**, 5188 (2001).
 - [3] P. Walther, K. J. Resch, T. Rudolph, E. Schenck, H. Weinfurter, V. Vedral, M. Aspelmeyer, and A. Zeilinger, *Nature* **434**, 169 (2005).
 - [4] V. Salem, A. A. Silva, and F. M. Andrade, *Phys. Rev. A* **109**, 012416 (2024).
 - [5] O. Gühne, G. Tóth, P. Hyllus, and H. J. Briegel, *Phys. Rev. Lett.* **95**, 120405 (2005).
 - [6] M. Gachechiladze, C. Budroni, and O. Gühne, *Phys. Rev. Lett.* **116**, 070401 (2016).
 - [7] J. Houdayer, H. Landa, and G. Misguich, *SciPost Physics Core* **7**, 009 (2024).
 - [8] M. Hein, W. Dür, J. Eisert, R. Raussendorf, M. Van den Nest, and H. J. Briegel, in *Quantum Computers, Algorithms and Chaos*, edited by A. Buchleitner, C. Vivescas, and M. Tiersch (IOS Press, Amsterdam, 2006) pp. 115–218, arXiv:quant-ph/0602096.
 - [9] P. Thomas, L. Ruscio, O. Morin, and G. Rempe, *Nature* **629**, 567 (2024).
 - [10] E. S. Cooper, P. Kunkel, A. Periwai, and M. Schleier-Smith, *Nature Physics* **20**, 770 (2024).
 - [11] P. Thomas, L. Ruscio, O. Morin, and G. Rempe, *Nature* **608**, 677 (2022).
 - [12] L. A. Pettersson, A. S. Sørensen, and S. Paesani, *PRX Quantum* **6**, 010305 (2025).
 - [13] S.-H. Lee and H. Jeong, *Quantum* **7**, 1212 (2023).
 - [14] X. Fan, C. Zhan, H. Gupta, and C. R. Ramakrishnan, *IEEE Transactions on Quantum Engineering* **6**, 1 (2025).
 - [15] F. Mazza, M. Caleffi, and A. S. Cacciapuoti, *IEEE Transactions on Network Science and Engineering* **12**, 870 (2025).
 - [16] I. Jex *et al.*, *Fortschritte der Physik* **51**, 172 (2003).
 - [17] B. Sagan, *The symmetric group: representations, combinatorial algorithms, and symmetric functions*, Vol. 203 (Springer Science, 2001).