

QUERY-GUIDED SPATIAL-TEMPORAL-FREQUENCY INTERACTION FOR MUSIC AUDIO-VISUAL QUESTION ANSWERING

Kun Li^{1,*} Michael Ying Yang² Sami Sebastian Brandt^{3,†}

¹ University of Twente, NL ² University of Bath, UK ³ IT University of Copenhagen, DK

ABSTRACT

Audio-Visual Question Answering (AVQA) is a challenging multimodal task that requires jointly reasoning over audio, visual, and textual information in a given video to answer natural language questions. Inspired by recent advances in Video QA, many existing AVQA approaches primarily focus on visual information processing, leveraging pre-trained models to extract object-level and motion-level representations. However, in those methods, the audio input is primarily treated as complementary to video analysis, and the textual question information contributes minimally to audio-visual understanding, as it is typically integrated only in the final stages of reasoning. To address these limitations, we propose a novel **Query-guided Spatial-Temporal-Frequency (QSTar)** interaction method, which effectively incorporates question-guided clues and exploits the distinctive frequency-domain characteristics of audio signals, alongside spatial and temporal perception, to enhance audio-visual understanding. Furthermore, we introduce a Query Context Reasoning (QCR) block inspired by prompting, which guides the model to focus more precisely on semantically relevant audio and visual features. Extensive experiments conducted on several AVQA benchmarks demonstrate the effectiveness of our proposed method, achieving significant performance improvements over existing Audio QA, Visual QA, Video QA, and AVQA approaches. The code and pretrained models will be released after publication.

1 INTRODUCTION

Understanding audio-visual scenes in videos is crucial for a wide range of real-world applications, including autonomous driving Wang et al. (2024), human-computer interaction Li et al. (2023c), and event localization Grumiaux et al. (2022). Querying specific information from videos provides an intuitive and interactive interface that enable humans to engage with machines and gain deeper insights into the physical world. As a representative task in multimodal video understanding, Audio-Visual Question Answering (AVQA) Yun et al. (2021) requires models to jointly interpret and reason over both aural and visual modalities to answer natural language questions about video content. Unlike traditional Visual or Video QA tasks Yu et al. (2019); Le et al. (2020) that rely primarily on visual cues, AVQA demands a deeper integration of sound cues and visual content to capture the full semantics of a scene.

In many real-world scenarios, audio conveys critical information that visuals alone may fail to capture. Tasks such as identifying a speaker in a conversation or distinguishing between visually similar events often rely heavily on auditory cues He et al. (1999); Ji et al. (2021). Therefore, effective AVQA systems must not only interpret visual content but also recognize sound events, understand their temporal dynamics, and model their interactions with visual signals. To facilitate research in this direction, Li *et al.* Li et al. (2022) proposed a large-scale dataset for music scene understanding, called MUSIC-AVQA, which has become a standard benchmark for questioning audio-visual content. Similarly, in music AVQA, audio is especially helpful when visual cues are limited (*e.g.*, subtle flute performances where motion is minimal despite continuous presence), as illustrated in

*Work done during an internship at ITU.

†Corresponding author

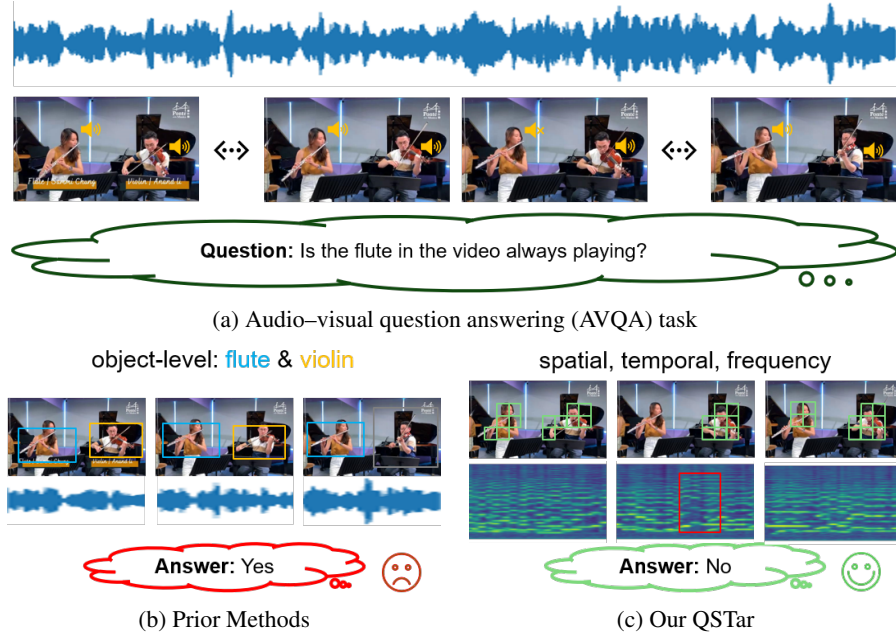


Figure 1: Illustration of AVQA task and comparison between prior methods and QSTar. (a) Input sample. (b) Prior works rely on object-level cues, struggling with subtle motions (*e.g.*, inactive flute player). (c) QSTar enhances spatial-temporal-frequency interaction. Green patches highlight spatial focus. Red box shows diminishing high-frequency bands as the flute stops, while violin remains active.

Fig. 1. This emphasizes the value of instrument-related audio cues in improving question answering accuracy.

Most existing AVQA methods primarily focus on visual information processing. For instance, PSTP Li et al. (2023a) introduced a spatial-temporal perception module to select *Top-K* frames for alignment. APL Li et al. (2024b) proposed a question-object and audio-object matching scheme that leverages pre-trained object detectors to enhance visual recognition. However, these approaches primarily rely on visual cues, treating audio as a secondary modality for temporal alignment. As a result, the distinctive properties of the aural modality are underutilized in recognizing sounding objects. Furthermore, question information is often incorporated only at the final stage via simple operations (*e.g.*, multiplication), limiting the semantic alignment between the query and the multi-modal content. This late fusion leads to redundant audio-visual representations and hinders model performance.

In this paper, we jointly consider query guidance for both audio and visual feature learning and enhance cross-modal interactions across multiple dimensions. This design is motivated by the following observations: 1) questions typically target one or a few instruments, requiring focused rather than holistic audio-visual representation; 2) wind instruments (*e.g.*, clarinet and saxophone) often exhibit subtle visual cues but distinctive spectral characteristics, making frequency-domain analysis more effective, as shown in Fig. 1; 3) instruments of the same category still differ in temporal patterns during performance. Based on these insights, our method emphasizes the role of linguistic cues throughout the pipeline to support fine-grained cross-modal reasoning. We emphasize spatial, temporal, and frequency-domain interactions. These are especially important in polyphonic scenarios where multiple instruments play simultaneously and subtle timbral or harmonic cues cannot be captured by visual or temporal features alone.

To address these limitations, we propose a **Query-guided Spatial-Temporal-Frequency Interaction (QSTar)** method for the music AVQA task. Specifically, we design a query-guided multimodal correlation module that refines audio and visual features conditioned on the question from the early stage. This module consists of three components: modality-specific self-enhancing, cross-modal guidance capturing, and information propagation. Next, we introduce a spatial-temporal-frequency interaction module that further enriches the query-guided features by emphasizing semantic rele-

vance across spatial, temporal, and frequency dimensions, particularly beneficial for distinguishing sound patterns over time and frequency. Finally, a query context reasoning block is employed to refine and fuse features before prediction. It uses prompting to incorporate linguistic context and task-specific constraints for more precise reasoning. In summary, our method improves query-guided alignment throughout the entire pipeline and effectively integrates audio and visual cues across spatial, temporal, and frequency domains. We validate our method on standard AVQA datasets and show that our approach significantly outperforms previous Audio QA, Visual QA, Video QA, and AVQA methods.

Our **main contributions** can be summarized as:

- We propose QSTar, a novel framework that integrates query guidance throughout the entire pipeline to refine modality-specific features. By embedding linguistic context early, QSTar enhances both audio and visual representations in a question-aware manner, enabling more precise cross-modal reasoning.
- We introduce a fine-grained interaction module that emphasizes semantic cues across spatial, temporal, and frequency dimensions. This design enhances discriminative understanding, especially in polyphonic scenarios where subtle audio or visual cues are critical.
- We design a reasoning block that injects task-aware linguistic context through prompting to guide final predictions, improving semantic alignment between the question and multi-modal features.
- Extensive experiments demonstrate that QSTar achieves new state-of-the-art performance on the MUSIC-AVQA benchmark.

2 RELATED WORK

2.1 AUDIO-VISUAL SCENE UNDERSTANDING

Over the past decade, significant progress has been made in multimodal learning, particularly in tasks involving audio-visual scene understanding Duan et al. (2023). These tasks focus on the auditory and visual modalities, which are fundamental components of human perception, given their critical role in interpreting daily life with semantic, spatial, and temporal coherence. This field encompasses a variety of challenges, including sound source localization Grumiaux et al. (2022), motion recognition Kuehne et al. (2011), video parsing Zhang et al. (1995), semantic segmentation Li et al. (2023b), and video description Xu et al. (2016). Recent advances exploit the complementary nature of different modalities to enhance information alignment, facilitating more robust scene reasoning. While unified multimodal models can capture global spatiotemporal representations, further research is needed to enhance fine-grained, task-specific focus.

2.2 AUDIO-VISUAL QUESTION ANSWERING

Audio-Visual Question Answering (AVQA) leverages multimodal information from video content to answer user-posed questions. Compared to other QA tasks (*e.g.*, audio QA, visual QA, and video QA), AVQA is more challenging as it requires integration of multiple modalities to address linguistic queries effectively. In particular, inadequate aural or visual perception can lead to suboptimal or even incorrect predictions. To advance research in this domain, several AVQA datasets have been introduced, including Pano-AVQA Yun et al. (2021), MUSIC-AVQA Li et al. (2022), and AVQA Yang et al. (2022). Recent approaches such as LAVISH Lin et al. (2023) aim to enhance audio-visual association and improve model training efficiency on large-scale data. TSPM Li et al. (2024a) introduces sequential temporal and spatial perception modules to identify key audio and visual cues relevant to the question. PSOT Li et al. (2025) emphasizes object-level and motion-level visual changes to boost performance. In contrast to prior approaches that primarily focus on visual processing and incorporate question information only at later stages, our method emphasizes richer, query-relevant refinement of both audio and visual features while enabling the model to attend to linguistic cues throughout the entire processing pipeline.

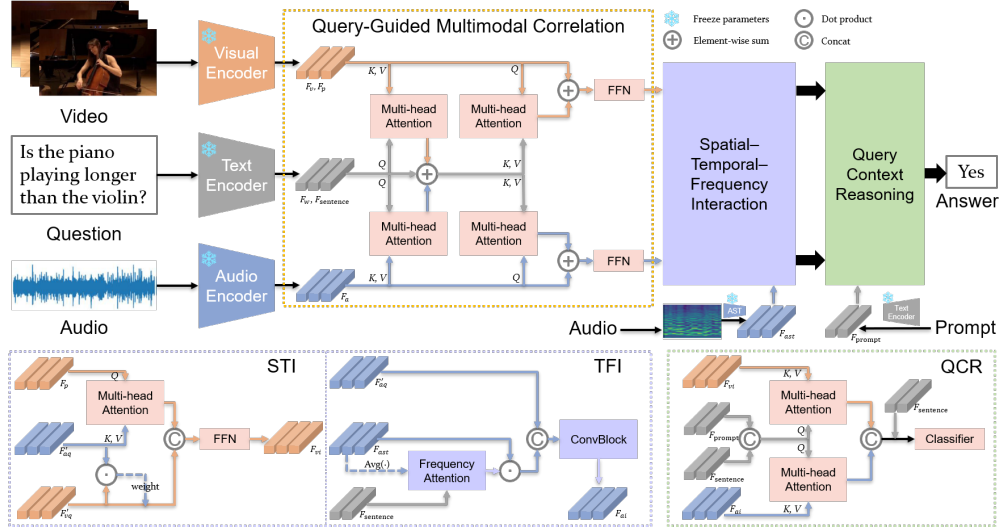


Figure 2: Overall framework of the proposed QStar method. We use pre-trained encoders to extract audio, visual, and linguistic features. The Query-Guided Multimodal Correlation module (yellow area) refines F_a and F_v using query information, resulting in F'_{aq} and F'_{vq} . These features are further enhanced by the Spatial-Temporal-Frequency Interaction module (purple area), which integrates Spatial-Temporal Interaction (STI) and Temporal-Frequency Interaction (TFI), using additional frequency-aware features from AST Gong et al. (2021). The Query Context Reasoning block (green area) incorporates prompt-based context (F_{prompt}) to guide multimodal fusion for answer prediction. For brevity, we remove self-attention units.

3 METHOD

To address the challenges of music AVQA, we propose QStar, a novel network that enables query-guided extraction of visual and audio cues and facilitates effective spatial-temporal-frequency interaction, thereby enhancing answer prediction performance. Fig. 2 illustrates the overall framework of the proposed method.

3.1 INPUT REPRESENTATION

The input video sequence is first divided into T non-overlapping audio and visual segments, each with a duration of one second. These segments, along with the input question, are then encoded using modality-specific models.

Visual Representation. Each visual segment is divided into M patches and appended with a special [CLS] token at the beginning. To effectively represent visual content from the video, we employ a pretrained CLIP Radford et al. (2021) model with frozen parameters to extract two types of features: frame-level and patch-level representations. The patch level features are further compressed using Token Merging (ToMe) Bolya et al. (2023), reducing them to M' tokens that preserve spatially sensitive information. Finally, the frame-level and patch-level features across all T video segments are denoted as $F_v = \{f_v^t\}_{t=1}^T \in \mathbb{R}^{T \times D}$ and $F_p = \{f_p^t\}_{t=1}^T \in \mathbb{R}^{T \times M' \times D}$, respectively.

Audio Representation. Following previous works, each audio segment is processed using a 2D CNN, VGGish Gemmeke et al. (2017), which is pretrained on a large-scale AudioSet dataset. The resulting audio features are represented as $F_a = \{f_a^t\}_{t=1}^T \in \mathbb{R}^{T \times D}$.

Text Representation. The input question is first tokenized into individual words. We then utilize a pretrained CLIP text encoder to extract both sentence-level and word-level linguistic features. The sentence-level features capture the overall semantic context of the question and are denoted as $F_{\text{sentence}} \in \mathbb{R}^D$. The word-level features are represented as a fixed-length sequence of token embeddings, denoted as $F_w \in \mathbb{R}^{N \times D}$, where N is the number of tokens.

3.2 QUERY-GUIDED MULTIMODAL CORRELATION MODULE

In this subsection, we propose an effective module, **Query-Guided Multimodal Correlation (QGM)**, to enhance unified interaction among visual, audio, and linguistic features. In contrast to the prior two-stage fusion methods that first integrate audio and visual features before incorporating textual information, our approach jointly emphasizes modality-specific features that are semantically aligned with the question. This design enables more focused and context-aware multimodal reasoning.

QGM consists of three stages: *self-enhancing*, *capturing*, and *propagating*. First, internal relationships are strengthened by applying multi-head self-attention (SA) Vaswani et al. (2017) units independently to the visual, audio, and linguistic features. Next, the self-enhanced word-level linguistic features serve as query in multi-head cross-attention (CA) Vaswani et al. (2017) units to capture shared semantics from the frame-level visual features and audio features (used as keys and values, respectively). For simplicity, the visual capturing step is formulated as (with a similar operation for audio to obtain F_{qa}):

$$F_{qv} = \text{CA}(\text{SA}(F_w), \text{SA}(F_v), \text{SA}(F_v)), \quad (1)$$

To fuse the captured information, we aggregate the cross-modal outputs with residual linguistic features,

$$F_{qg} = F_{qv} + F_{qa} + \text{SA}(F_w), \quad (2)$$

where F_{qg} represents the query-guided semantic context. Subsequently, this guidance is propagated back to the visual and audio streams via cross-attention with F_v as query and F_{qg} as keys and values (or use F_a to obtain F_{aq}). This step is denoted as:

$$F_{vq} = \text{CA}(F_v, F_{qg}, F_{qg}), \quad (3)$$

Finally, the outputs are refined by incorporating the original modality features via residual connection, followed by a Feed-Forward Network (FFN)

$$F'_{vq} = \text{FFN}(F_{vq} + F_v); F'_{aq} = \text{FFN}(F_{aq} + F_a), \quad (4)$$

where F'_{vq} and F'_{aq} denote the query-guided visual and audio representations.

3.3 SPATIAL-TEMPORAL-FREQUENCY INTERACTION MODULE

To more effectively exploit the audio information in videos, we introduce two dedicated submodules to localize performing instruments across spatial, temporal, and frequency dimensions.

Spatial-Temporal Interaction. Since videos contain both spatial and temporal dimensions that may cover redundant information, we design a spatial-temporal submodule (STI) to selectively refine the previously obtained query-guided features. Specifically, we enhance the patch-level visual features F_p to better align fine-grained spatial details with the query-guided audio context. First, F_p is refined using a SA unit, and then used as the query in a CA unit, where the query-guided audio features F'_{aq} serve as keys and values:

$$F_{si} = \text{CA}(\text{SA}(F_p), F'_{aq}, F'_{aq}), \quad (5)$$

This operation encourages the model to focus on sounding regions that correspond to the question. In parallel, to capture global temporal dependencies, we perform a temporal interaction between the query-guided audio and visual features. Specifically, we compute the dot product between F'_{aq} and F'_{vq} , followed by a softmax function:

$$F_{ti} = F'_{vq} \cdot \text{softmax}(F'_{aq}^\top \cdot F'_{vq}), \quad (6)$$

where \top is the transpose operation. We integrate the spatial and temporal outputs by concatenating the corresponding features after reshape, followed by a Feed-Forward Network:

$$F_{vi} = \text{FFN}(\text{Concat}(F_{si}, F_{ti})), \quad (7)$$

where Concat denotes the concatenation layer. This fusion enables the model to yield refined spatial-temporal visual features conditioned on the query.

Temporal-Frequency Interaction. In some cases, spatial-temporal perception alone is insufficient for comprehensive music scene understanding. For instance, a flutist typically keeps the instrument

near his/her mouth, with minimal or subtle motion that is difficult to detect visually, potentially leading to misinterpretation. In such cases, frequency-based analysis plays a crucial role in distinguishing instruments by capturing their unique spectral signatures. These spectral “fingerprints” are often more informative than time- or spatial-domain features, particularly in polyphonic scenarios or acoustically complex environments.

To better exploit these discriminative clues, we design a temporal–frequency submodule (TFI) to refine the audio representation. Specifically, we utilize a pretrained Audio Spectrogram Transformer (AST) Gong et al. (2021) to extract rich frequency-aware features from the audio waveform, denoted as $F_{ast} \in \mathbb{R}^{T \times F \times D}$. Notably, while two instruments may generate similar time-domain waveforms or pitches, their timbral characteristics often differ significantly due to the unique distribution of overtones and harmonics across frequency bands. These subtle spectral distinctions are more effectively captured by AST compared to models like VGGish Gemmeke et al. (2017). To further highlight informative frequency regions, we introduce a frequency-wise attention over the AST features, enabling the model to explicitly emphasize frequency bands that are most relevant for query-guided instrument recognition. In detail, we first aggregate the AST-based audio features over the temporal dimension to obtain a condensed frequency representation. Using this representation and the question embeddings, we compute frequency attention weights that highlight question-relevant spectral bands. These weights are then broadcast and applied across the original AST features to emphasize salient frequency regions:

$$f_{mean} = \frac{1}{T} \sum_{t=1}^T F_{ast}[t, :, :], \quad (8)$$

$$a_f = \text{softmax}(W_1 \cdot F_w + W_2 \cdot \text{ReLU}(W_3 \cdot f_{mean}^\top)), \quad (9)$$

$$F'_{ast} = a_f \cdot F_{ast}, \quad (10)$$

where W_1 , W_2 , and W_3 are learnable projection matrices. Finally, to align and integrate F'_{ast} and F'_{aq} , we concatenate them and apply a convolutional fusion block composed of two convolutional layers with batch normalization and ReLU activation:

$$F_{ai} = \text{ConvBlock}(\text{Concat}(F'_{ast}, F'_{aq})), \quad (11)$$

This fusion allows the model to effectively associate discriminative spectral patterns with the corresponding instruments, producing more informative and query-guided audio features.

3.4 QUERY CONTEXT REASONING BLOCK AND PREDICTION

To enhance final answer prediction using the refined visual and audio features, we introduce a **Query Context Reasoning (QCR)** block inspired by prompt-based conditioning Khattak et al. (2023). Prompts can provide focused guidance for interpreting visual and audio content under task-specific constraints. In our music scene understanding task, the relevant cues often involve musical instruments, specifically their *type*, *performance duration*, *location*, *temporal sequence*, and *loudness*. These aspects, derived from the question types, are used to construct the query context that helps refine the updated modality-specific features. We first encode these context-related keywords using the same CLIP text encoder, yielding prompt embeddings denoted as F_{prompt} . Since not all aspects are equally relevant for each question, we further incorporate the sentence-level question embedding F_{sentence} . These are concatenated and passed through a multi-head self-attention unit to produce the query context feature F_{qc} :

$$F_{qc} = \text{SA}(\text{Concat}(F_{\text{prompt}}, F_{\text{sentence}})), \quad (12)$$

Next, we apply cross-attention using F_{qc} as the query to guide the refinement of visual and audio features F_{vi} and F_{ai} , respectively:

$$F_{fv} = \text{CA}(F_{qc}, F_{vi}, F_{vi}); F_{fa} = \text{CA}(F_{qc}, F_{ai}, F_{ai}), \quad (13)$$

This process enables the model to extract the most informative audio and visual cues under the linguistic query context. For final answer prediction, we perform a simple multimodal fusion and classification. The fused representation is obtained by

$$F_{av} = \text{FC}(\text{Concat}(F_{fv}, F_{fa})), \quad (14)$$

where F_{fv} and F_{fa} are combined with a concatenation layer and a linear layer followed by a tanh activation function. Then we adopt an element-wise multiplication operation \circ to integrate the question features and final visual audio representations as: $e = F_{\text{sentence}} \circ F_{av}$. The resulting feature e is then used to predict the final answer from a predefined vocabulary set.

4 EXPERIMENTS

4.1 DATASETS AND EVALUATION METRIC

Dataset. The experiments were primarily conducted on the widely-used MUSIC-AVQA Li et al. (2022) dataset. MUSIC-AVQA contains more than 40K QA pairs distributed across 9,288 videos. These pairs, centered around music-related scenarios, are categorized into three types based on the modalities required to answer them: Audio QA, Visual QA, and Audio-Visual QA. The questions were generated using a set of predefined templates. We also evaluated models on AVQA Yang et al. (2022), which comprises over 57K QA pairs derived from real-world videos, and provided results in Supplementary Material Sec. A.1.

Evaluation Metric. Following the standard protocol in previous AVQA studies, we report answer accuracy Antol et al. (2015) for each question type (as classified in the benchmark) along with the overall average to evaluate model performance in different audio-visual scenarios.

4.2 IMPLEMENTATION DETAILS

Videos were segmented into 1-second clips from 60-second recordings. We used a CLIP-ViT-L/14 Radford et al. (2021) model for visual and textual feature extraction. Audio features were extracted using VGGish Gemmeke et al. (2017) pre-trained on AudioSet, while AST Gong et al. (2021) was employed to capture time-frequency representations. All features were projected into 512-dimensional vectors for consistency. We trained all models using the AdamW Loshchilov et al. (2017) optimizer with an initial learning rate of $1e-4$, decayed by a factor of 0.1 every 10 epochs. The batch size and number of training epochs were set to 64 and 30, respectively. All experiments were conducted using PyTorch on a single NVIDIA H100 GPU.

4.3 COMPARISON WITH STATE-OF-THE-ART METHODS

Compared Methods. To verify the effectiveness of the proposed method, we compared it with previous state-of-the-art multimodal QA approaches. For **audio QA**, we adopted FCNLSTM Fayek & Johnson (2020). For **visual QA**, we considered MCAN Yu et al. (2019). For **video QA**, we evaluated PSAC Li et al. (2019), HME Fan et al. (2019), and HCRN Le et al. (2020). Finally, we compared against a comprehensive set of recent **AVQA** methods, including AVSD Schwartz et al. (2019), PanaAVQA Yun et al. (2021), AVST Li et al. (2022), COCA Lao et al. (2023), PSTP Li et al. (2023a), LAVISH Lin et al. (2023), APL Li et al. (2024b), TSPM Li et al. (2024a), MCCD Ma et al. (2024), PSOT Li et al. (2025), and QA-TIGER Kim et al. (2025). All methods were trained and evaluated using the same dataset split for fair comparison.

Quantitative Results. The quantitative results are reported in Table 1. Our proposed QSTar achieved state-of-the-art results across most question types, outperforming TSPM and QA-TIGER by 2.19% and 1.36% in overall accuracy, respectively. Compared with earlier models designed for single-modality reasoning with simple multimodal fusion (*e.g.*, MCAN for visual QA and HCRN for video QA), QSTar showed substantial gains across all metrics, which are consistent with trends observed in other AVQA models. These improvements underscore the advantage of deep multimodal alignment among audio, visual, and textual features for complex video scene understanding. Notably, QSTar surpassed existing AVQA approaches that primarily rely on visual processing techniques such as frame selection or object-level perception. For example, QSTar achieved 78.98% average accuracy, compared to 76.79% by TSPM and 74.53% by APL. It also outperformed the previous SOTA QA-TIGER by 2.05% on Audio QA and 2.24% on Audio-Visual QA types. The improvements were particularly pronounced in comparative and temporal question types, with gains exceeding 5%, demonstrating the strength of our query-guided multimodal interaction design. Despite not relying on pre-trained object detectors or specially designed visual perception modules, QSTar still performed competitively on Visual QA type, trailing QA-TIGER by only 0.97%. This highlights the robustness of our model and motivates future enhancements in the spatial localization of performing instruments.

Table 1: Comparison with existing methods on the MUSIC-AVQA Li et al. (2022) test set, reporting accuracy (%) across different question types. The short names are the abbreviations for question types “Counting”, “Comparative”, “Location”, “Existential”, and “Temporal”, respectively. The best results are **bold** while the second best are underlined.

Method	Audio QA			Visual QA			Audio-Visual QA						Avg
	Count.	Comp.	Avg	Count.	Local.	Avg	Exist.	Count.	Local.	Comp.	Temp.	Avg	
FCNLSTM <i>cvpr18</i>	70.80	65.66	68.90	64.58	48.08	56.23	82.29	59.92	46.20	62.94	47.45	60.42	60.81
MCAN <i>cvpr19</i>	78.07	57.74	70.58	71.76	71.76	71.76	80.77	65.22	54.57	56.77	46.84	61.52	65.83
PSAC <i>aaai19</i>	75.02	66.84	72.00	68.00	70.78	69.41	79.76	61.66	55.22	61.13	59.85	63.60	66.62
HME <i>cvpr19</i>	73.65	63.74	69.89	67.42	70.20	68.83	80.87	63.64	54.89	63.03	60.58	64.78	66.75
AVSD <i>cvpr19</i>	72.47	62.46	68.78	66.00	74.53	70.31	80.77	64.03	57.93	62.85	61.07	65.44	67.32
HCRN <i>cvpr20</i>	71.29	50.67	63.69	65.33	64.98	65.15	54.15	53.28	41.74	51.04	46.72	49.82	56.34
PanaAVQA <i>iccv21</i>	75.71	65.99	72.13	70.51	75.76	73.16	82.09	65.38	61.30	63.67	62.04	66.97	69.53
AVST <i>cvpr22</i>	77.78	67.17	73.87	73.52	75.27	74.40	82.49	69.88	64.24	64.67	65.82	69.53	71.59
COCA <i>aaai23</i>	79.35	67.68	75.42	75.10	75.43	75.23	<u>83.50</u>	66.63	69.72	64.12	65.57	69.96	72.33
PSTP <i>mm23</i>	73.97	65.59	70.91	77.15	77.36	77.26	76.18	72.23	71.80	71.79	69.00	72.57	73.52
LAVISH <i>cvpr23</i>	82.09	65.56	75.97	78.98	81.43	80.22	81.71	75.51	66.13	63.77	67.96	71.26	74.46
APL <i>aaai24</i>	82.40	70.71	78.09	76.52	82.74	79.69	82.99	73.29	66.68	64.76	65.95	70.96	74.53
TSPM <i>mm24</i>	84.07	64.65	76.91	82.29	<u>84.90</u>	83.61	82.19	76.21	71.85	65.76	<u>71.17</u>	73.51	76.79
MCCD <i>neurips24</i>	83.87	<u>71.04</u>	79.14	79.78	76.73	78.24	80.87	71.46	51.63	64.67	64.60	67.13	72.20
PSOT <i>aaai25</i>	-	-	78.22	-	-	80.07	-	-	-	-	-	72.61	75.29
QA-TIGER <i>cvpr25</i>	<u>84.86</u>	67.85	78.58	83.96	86.29	85.14	83.10	<u>78.58</u>	<u>72.50</u>	63.94	69.59	<u>73.74</u>	<u>77.62</u>
QSTar (ours)	85.64	72.05	80.63	<u>83.46</u>	<u>84.90</u>	<u>84.17</u>	83.81	79.76	72.72	<u>70.03</u>	72.38	75.98	78.98

4.4 ABLATION STUDIES

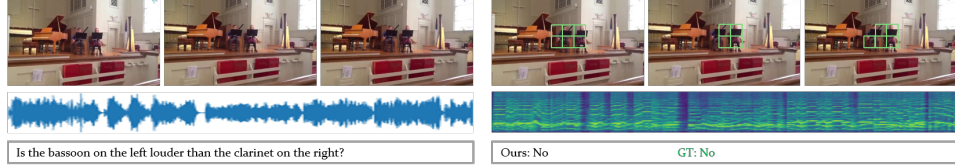
To empirically validate the contributions of key components in the proposed QSTar, we conducted ablation studies on the MUSIC-AVQA dataset.

Ablation Study on Main Modules. To verify the effectiveness of the main modules (*i.e.*, QGMC, STI, TFI, QCR, *etc.*), we conducted ablation studies by removing each module. Table 2 reports the corresponding results. Removing all modules and retaining only simple multimodal fusion led to a performance drop of over 5%, highlighting the overall importance of our design. Specifically, removing QGMC and QCR reduced the overall accuracy to 76.80% and 78.19%, respectively. Performance dropped across all question types as well, underscoring the importance of multimodal feature correlation and context-aware reasoning tailored to each query. The removal of the spatial-temporal-frequency interaction module also significantly impacted performance. Without STI, overall accuracy dropped by 1.18%, and notably, Visual QA accuracy declined by 1.55%, emphasizing the value of our spatial perception and temporal alignment. Eliminating the TFI module caused a sharp decrease in Audio QA and Audio-Visual QA performance (2.42% and 1.59%, respectively), demonstrating the necessity of frequency-domain reasoning for auditory understanding. In summary, each module plays a critical role in enhancing model performance. When integrated, they work synergistically, enabling QSTar to achieve the best results on the MUSIC-AVQA benchmark. More ablation studies on these modules can be found in Supplementary Material Sec. A.2.

Effect of Query Guidance throughout the Pipeline. To assess the impact of query guidance throughout the QSTar pipeline, we performed ablation studies by selectively removing its corresponding components. Query guidance is integrated at three stages: beginning (via query-guided semantic context in QGMC), middle (through question embeddings in TFI), and final (using prompting in QCR). The resulting ablated models are denoted as M_b^- , M_m^- , and M_f^- , respectively. Note that the final-stage multiplication, as commonly used in prior works, was retained in all ablations. The results, shown in Table 3, indicate consistent performance drops when any stage of query guidance is removed. Removing early-stage guidance (M_b^-) resulted in a 1.05% drop, indicating that early query-guided refinement helps identify representative audio and visual features. In the middle stage, M_m^- , which omits question embeddings in TFI, led to only a slight drop (0.43%), suggesting that prior query-guided features already carried useful linguistic information. Final-stage prompting also proved beneficial, as M_f^- underperformed QSTar (by 0.73%), confirming the value of incorporating query context during reasoning. These findings underscore the importance of integrating query guidance throughout the pipeline to enhance audio-visual scene understanding. Additional studies on the prompting mechanism are provided in Supplementary Material Sec. A.2.3.



(a) Result comparison against QA-TIGER and ground truth.



(b) One example of QSTar prediction (Left: input sample; Right: prediction and question-related sounding area and timestamps).

Figure 3: Qualitative results in the MUSIC-AVQA Li et al. (2022) dataset. (a) compares answer predictions between QSTar and QA-TIGER Kim et al. (2025) on two examples. (b) visualizes spatial, temporal, and frequency focuses from QSTar’s STFI module. Green boxes highlight the patch-level visual attention at key timestamps selected via audio-based temporal focus. A 2D spectrogram provides an overview of frequency dynamics for better interpretability.

Table 2: Ablation study on the proposed main modules.

Method	Audio QA	Visual QA	A-V QA	Avg
w/o all	73.87	79.15	70.33	73.29
w/o QGMC	79.08	83.44	72.92	76.80
w/o QCR	79.33	83.24	75.43	78.19
w/o STI	79.21	82.62	75.06	77.80
w/o TFI	78.21	83.24	74.39	77.41
w/o STFI	77.09	81.79	74.02	76.62
QSTar (ours)	80.63	84.17	75.98	78.98

Table 3: Ablation study on the query guidance. The notations *r/m* in B, M, and F represent the exclusion of query guidance during the beginning, middle, and final stages, respectively.

Method	Audio QA	Visual QA	A-V QA	Avg
<i>r/m</i> in B	78.96	83.61	74.90	77.93
<i>r/m</i> in M	80.07	83.65	75.65	78.55
<i>r/m</i> in F	79.39	83.32	75.47	78.25
QSTar (ours)	80.63	84.17	75.98	78.98

4.5 QUALITATIVE RESULTS

In Fig. 3, we present qualitative results from the MUSIC-AVQA test set. Subfigure (a) demonstrates QSTar’s advantage over the previous SOTA method, QA-TIGER, in complex multi-instrument scenarios. For instance, even when the cello is not consistently visible, QSTar correctly predicts the answer *Four* by leveraging frequency-enhanced audio cues. Similarly, our method succeeds in distinguishing two guzhengs in a performance scene. Subfigure (b) visualizes temporal visual attentions and frequency-relevant audio information. The STFI module captures dynamic changes in audio intensity, correctly identifying that the clarinet continues playing while the bassoon stops at the middle timestamp. These examples highlight QSTar’s ability to localize query-relevant instruments across space, time, and frequency, enabling accurate reasoning in complex musical scenes.

5 CONCLUSION

In this work, we propose a **Query-Guided Spatial–Temporal–Frequency Interaction (QSTar)** method for the music AVQA task. We design a query-guided multimodal correlation module that incorporates query guidance into audio–visual feature learning to enhance relevant representations. We also propose a spatial, temporal, and frequency interaction module to effectively align audio, visual, and textual modalities across these dimensions. Furthermore, a prompting-based query reasoning block is employed to incorporate linguistic context before final prediction. Extensive experiments on the standard AVQA datasets demonstrate that QSTar consistently outperforms state-of-the-art methods, while ablation studies confirm the effectiveness of its components.

REFERENCES

- Stanislaw Antol, Aishwarya Agrawal, Jiasen Lu, Margaret Mitchell, Dhruv Batra, C Lawrence Zitnick, and Devi Parikh. Vqa: Visual question answering. In *Proceedings of the IEEE International Conference on Computer Vision*, pp. 2425–2433, 2015.
- Daniel Bolya, Cheng-Yang Fu, Xiaoliang Dai, Peizhao Zhang, Christoph Feichtenhofer, and Judy Hoffman. Token merging: Your vit but faster. In *International Conference on Learning Representations*, 2023.
- Haoyi Duan, Yan Xia, Zhou Mingze, Li Tang, Jieming Zhu, and Zhou Zhao. Cross-modal prompts: Adapting large pre-trained models for audio-visual downstream tasks. *Advances in Neural Information Processing Systems*, 36:56075–56094, 2023.
- Chenyou Fan, Xiaofan Zhang, Shu Zhang, Wensheng Wang, Chi Zhang, and Heng Huang. Heterogeneous memory enhanced multimodal attention model for video question answering. In *Proceedings of the IEEE/CVF Conference on Computer Vision and Pattern Recognition*, pp. 1999–2007, 2019.
- Haytham M Fayek and Justin Johnson. Temporal reasoning via audio question answering. *IEEE/ACM Transactions on Audio, Speech, and Language Processing*, 28:2283–2294, 2020.
- Jort F Gemmeke, Daniel PW Ellis, Dylan Freedman, Aren Jansen, Wade Lawrence, R Channing Moore, Manoj Plakal, and Marvin Ritter. Audio set: An ontology and human-labeled dataset for audio events. In *IEEE International Conference on Acoustics, Speech and Signal Processing*, pp. 776–780, 2017.
- Yuan Gong, Yu-An Chung, and James Glass. Ast: Audio spectrogram transformer. In *Proc. Interspeech 2021*, pp. 571–575, 2021.
- Pierre-Amaury Grumiaux, Srđan Kitić, Laurent Girin, and Alexandre Guérin. A survey of sound source localization with deep learning methods. *The Journal of the Acoustical Society of America*, 152(1):107–151, 2022.
- Liwei He, Elizabeth Sanocki, Anoop Gupta, and Jonathan Grudin. Auto-summarization of audio-video presentations. In *Proceedings of the seventh ACM International Conference on Multimedia*, pp. 489–498, 1999.
- Xinya Ji, Hang Zhou, Kaisiyuan Wang, Wayne Wu, Chen Change Loy, Xun Cao, and Feng Xu. Audio-driven emotional video portraits. In *Proceedings of the IEEE/CVF Conference on Computer Vision and Pattern Recognition*, pp. 14080–14089, 2021.
- Muhammad Uzair Khattak, Hanoona Rasheed, Muhammad Maaz, Salman Khan, and Fahad Shahbaz Khan. Maple: Multi-modal prompt learning. In *Proceedings of the IEEE/CVF Conference on Computer Vision and Pattern Recognition*, pp. 19113–19122, 2023.
- Hongyeob Kim, Inyoung Jung, Dayoon Suh, Youjia Zhang, Sangmin Lee, and Sungeun Hong. Question-aware gaussian experts for audio-visual question answering. In *Proceedings of the Computer Vision and Pattern Recognition Conference*, pp. 13681–13690, 2025.
- Hildegard Kuehne, Hueihan Jhuang, Estíbaliz Garrote, Tomaso Poggio, and Thomas Serre. Hmdb: a large video database for human motion recognition. In *International Conference on Computer Vision*, pp. 2556–2563, 2011.
- Mingrui Lao, Nan Pu, Yu Liu, Kai He, Erwin M Bakker, and Michael S Lew. Coca: Collaborative causal regularization for audio-visual question answering. In *Proceedings of the AAAI conference on artificial intelligence*, volume 37, pp. 12995–13003, 2023.
- Thao Minh Le, Vuong Le, Svetha Venkatesh, and Truyen Tran. Hierarchical conditional relation networks for video question answering. In *Proceedings of the IEEE/CVF Conference on Computer Vision and Pattern Recognition*, pp. 9972–9981, 2020.
- Guangyao Li, Yake Wei, Yapeng Tian, Chenliang Xu, Ji-Rong Wen, and Di Hu. Learning to answer questions in dynamic audio-visual scenarios. In *Proceedings of the IEEE/CVF Conference on Computer Vision and Pattern Recognition*, pp. 19108–19118, 2022.

-
- Guangyao Li, Wenxuan Hou, and Di Hu. Progressive spatio-temporal perception for audio-visual question answering. In *Proceedings of the ACM International Conference on Multimedia*, pp. 7808–7816, 2023a.
- Guangyao Li, Heng Du, hui, and Di Hu. Boosting audio visual question answering via key semantic-aware cues. In *Proceedings of the ACM International Conference on Multimedia*, pp. 5997–6005, 2024a.
- Kexin Li, Zongxin Yang, Lei Chen, Yi Yang, and Jun Xiao. Catr: Combinatorial-dependence audio-queried transformer for audio-visual video segmentation. In *Proceedings of the ACM International Conference on Multimedia*, pp. 1485–1494, 2023b.
- Kun Li, George Vosselman, and Michael Ying Yang. Interactive image segmentation with cross-modality vision transformers. In *Proceedings of the IEEE/CVF International Conference on Computer Vision*, pp. 762–772, 2023c.
- Xiangpeng Li, Jingkuan Song, Lianli Gao, Xianglong Liu, Wenbing Huang, Xiangnan He, and Chuang Gan. Beyond rnns: Positional self-attention with co-attention for video question answering. In *Proceedings of the AAAI Conference on Artificial Intelligence*, volume 33, pp. 8658–8665, 2019.
- Zhangbin Li, Dan Guo, Jinxing Zhou, Jing Zhang, and Meng Wang. Object-aware adaptive-positivity learning for audio-visual question answering. In *Proceedings of the AAAI Conference on Artificial Intelligence*, volume 38, pp. 3306–3314, 2024b.
- Zhangbin Li, Jinxing Zhou, Jing Zhang, Shengeng Tang, Kun Li, and Dan Guo. Patch-level sounding object tracking for audio-visual question answering. In *Proceedings of the AAAI Conference on Artificial Intelligence*, volume 39, pp. 5075–5083, 2025.
- Yan-Bo Lin, Yi-Lin Sung, Jie Lei, Mohit Bansal, and Gedas Bertasius. Vision transformers are parameter-efficient audio-visual learners. In *Proceedings of the IEEE/CVF Conference on Computer Vision and Pattern Recognition*, pp. 2299–2309, 2023.
- Ilya Loshchilov, Frank Hutter, et al. Fixing weight decay regularization in adam. *arXiv preprint arXiv:1711.05101*, 2017.
- Jie Ma, Min Hu, Pinghui Wang, Wangchun Sun, Lingyun Song, Hongbin Pei, Jun Liu, and Youtian Du. Look, listen, and answer: Overcoming biases for audio-visual question answering. In *The Thirty-eighth Annual Conference on Neural Information Processing Systems*, 2024.
- Baoqi Pei, Yifei Huang, Guo Chen, Jilan Xu, Yali Wang, Limin Wang, Tong Lu, Yu Qiao, and Fei Wu. Guiding audio-visual question answering with collective question reasoning. *International Journal of Computer Vision*, pp. 1–18, 2025.
- Alec Radford, Jong Wook Kim, Chris Hallacy, Aditya Ramesh, Gabriel Goh, Sandhini Agarwal, Girish Sastry, Amanda Askell, Pamela Mishkin, Jack Clark, et al. Learning transferable visual models from natural language supervision. In *International Conference on Machine Learning*, pp. 8748–8763, 2021.
- Idan Schwartz, Alexander Schwing, G, and Tamir Hazan. A simple baseline for audio-visual scene-aware dialog. In *Proceedings of the IEEE/CVF Conference on Computer Vision and Pattern Recognition*, pp. 12548–12558, 2019.
- Ashish Vaswani, Noam Shazeer, Niki Parmar, Jakob Uszkoreit, Llion Jones, Aidan N Gomez, Łukasz Kaiser, and Illia Polosukhin. Attention is all you need. *Advances in Neural Information Processing Systems*, 30, 2017.
- Xiaofeng Wang, Zheng Zhu, Guan Huang, Xinze Chen, Jiagang Zhu, and Jiwen Lu. Drivedreamer: Towards real-world-drive world models for autonomous driving. In *European Conference on Computer Vision*, pp. 55–72, 2024.
- Jun Xu, Tao Mei, Ting Yao, and Yong Rui. Msr-vtt: A large video description dataset for bridging video and language. In *Proceedings of the IEEE Conference on Computer Vision and Pattern Recognition*, pp. 5288–5296, 2016.

-
- Pinci Yang, Xin Wang, Xuguang Duan, Hong Chen, Runze Hou, Cong Jin, and Wenwu Zhu. Avqa: A dataset for audio-visual question answering on videos. In *Proceedings of the ACM International Conference on Multimedia*, pp. 3480–3491, 2022.
- Zhou Yu, Jun Yu, Yuhao Cui, Dacheng Tao, and Qi Tian. Deep modular co-attention networks for visual question answering. In *Proceedings of the IEEE/CVF Conference on Computer Vision and Pattern Recognition*, pp. 6281–6290, 2019.
- Heeseung Yun, Youngjae Yu, Wonsuk Yang, Kangil Lee, and Gunhee Kim. Pano-avqa: Grounded audio-visual question answering on 360deg videos. In *Proceedings of the IEEE/CVF International Conference on Computer Vision*, pp. 2031–2041, 2021.
- HongJiang Zhang, Chien Yong Low, Stephen W Smoliar, and Jian Hua Wu. Video parsing, retrieval and browsing: an integrated and content-based solution. In *Proceedings of the ACM International Conference on Multimedia*, pp. 15–24, 1995.
- Xingyi Zhou, Anurag Arnab, Shyamal Buch, Shen Yan, Austin Myers, Xuehan Xiong, Arsha Nagrani, and Cordelia Schmid. Streaming dense video captioning. In *Proceedings of the IEEE/CVF Conference on Computer Vision and Pattern Recognition*, pp. 18243–18252, 2024.

A APPENDIX

This supplementary document includes detailed discussion of results on AVQA Yang et al. (2022) dataset, additional ablation studies on main modules, and more qualitative results across different question types. We also provide a discussion for future work.

A.1 RESULTS ON AVQA DATASET

To further assess the robustness of our proposed method, we evaluated it on the AVQA dataset, which includes more diverse scenarios beyond music-related events. As shown in Table 4, we report our model’s performance with and without query prompting for fair comparison. Our method outperformed previous PSTP and TSPM in terms of average accuracy, demonstrating its effectiveness on AVQA tasks.

A.2 MORE ABLATION STUDIES

In this section, we further report three groups of ablation studies with respect to the designs of query-guided multimodal correlation (QGMC) module, spatial-temporal-frequency interaction (STFI) module, and query context reasoning (QCR) block.

A.2.1 ABLATION ON QUESTION-GUIDED FEATURE PROCESSING

To evaluate the impact of different strategies for early-stage multimodal feature processing, we conducted an ablation study focused on question-guided representations. We compared three alternatives: (a) direct fusion of audio and visual features, as in AVST Li et al. (2022); (b) separate cross-attention between linguistic features and each modality (audio/visual); and (c) sequential cross-attention with audio and linguistic cues for visual update (similar for audio), as in QA-TIGER Kim et al. (2025). Table 5 presents the results. All methods incorporating early question guidance outperformed (a), with at least a 0.8% gain in average accuracy. Method (b) confirms the utility of basic cross-attention for enhancing modality-specific representations. While (c) achieved a slight edge over our method (d) on Audio-Visual QA type (0.08%), it did not surpass our approach in overall performance. These findings highlight the effectiveness of question-guided processing and suggest that early fusion of audio and visual features offers limited additional benefit.

A.2.2 ABLATION ON FEATURE USAGE IN STFI

To assess the contribution of the additional features introduced beyond the query-guided representations from QGMC, we conducted an ablation study by removing patch-level visual features (F_p) and AST-based Gong et al. (2021) audio features (F_{ast}) from the spatial-temporal interaction (STI) and

Table 4: Comparison with existing methods on the AVQA Yang et al. (2022) test set.

Method	Prompting	Total Accuracy (%)
PSAC		87.4
HCRN		89.0
PSTP		90.2
TSPM	✓	90.8
QSTar (ours)		90.9
QSTar (ours)	✓	91.2

Table 5: Ablation study on early-stage question-guided feature processing. (a) integrates audio and visual features to form sounding visual features (AVST Li et al. (2022)); (b) applies separate cross-attention between linguistic and each modality; (c) uses dual-branch sequential cross-attention (QA-TIGER Kim et al. (2025)); (d) our proposed query-guided multimodal correlation (QGMC) module.

Method	Audio QA	Visual QA	Audio-Visual QA	Avg
a	78.03	83.69	74.43	77.52
b	80.20	83.86	75.06	78.30
c	80.07	84.06	76.06	78.89
d (ours)	80.63	84.17	75.98	78.98

temporal—frequency interaction (TFI) modules, respectively. The results are reported in Table 6. Excluding F_p led to a 1.43% and 0.9% drop in Visual QA and Audio-Visual QA performance, confirming the finding that patch-level features are critical for spatial perception. Removing F_{ast} caused a 1.37% decrease in average accuracy, notably degrading performance on audio-related questions. This aligns with recent work Pei et al. (2025) showing that AST provides richer audio representations than VGGish Gemmeke et al. (2017), especially in complex audio–video scenes. We attribute the improved performance to our frequency-wise audio modeling, which enhances the model’s ability to distinguish instruments both within and across categories.

A.2.3 ABLATION ON PROMPTING IN QCR

Before introducing the prompts used in our method, we first examine the MUSIC-AVQA Li et al. (2022) benchmark to motivate the design of our query context. Specifically, we identify five key aspects (type, duration, location, sequence, and loudness) as fundamental to understanding music scenes and guiding multimodal reasoning. The MUSIC-AVQA dataset features questions involving 22 instruments, categorized into four types: String (*i.e.*, violin, cello, guitar, ukulele, erhu, guzheng, pipa, bass, banjo), Wind (*i.e.*, tuba, trumpet, suona, bassoon, clarinet, bagpipe, flute, saxophone), Percussion (*i.e.*, drum, xylophone, congas), and Keyboard (*i.e.*, accordion, piano). Each instrument class involves distinct visual and auditory cues, and depending on the user’s question, different modalities and temporal spans may become more relevant for accurate reasoning. We present all 33 sample questions from MUSIC-AVQA in Table 7, along with a summary of the key analytical aspects they target. Most questions focus on one to three core elements of music scene understanding. Accordingly, our prompt-based query context construction uses a set of guiding keywords (*type, performance duration, location, temporal sequence, and loudness*) to capture these aspects effectively.

Table 6: Ablation study on the feature usage in the spatial–temporal–frequency interaction module.

Method	Audio QA	Visual QA	Audio-Visual QA	Avg
w/o F_p	79.27	82.74	75.08	77.88
w/o F_{ast}	78.90	83.24	74.53	77.61
STFI (ours)	80.63	84.17	75.98	78.98

Table 7: Overview of the five question types and 33 sample questions from MUSIC-AVQA Li et al. (2022), along with their summarized focus areas (*i.e.*, type, duration, sequence, location, and loudness) for the answering task.

Question Types	Sample Questions	Focuses
Counting	Is there a clarinet sound?	type & loudness
	How many musical instruments were heard throughout the video?	type & loudness
	How many types of musical instruments were heard throughout the video?	type & loudness
	Is there a violin in the entire video?	type
	Are there drum and piano instruments in the video?	type
	How many types of musical instruments appeared in the entire video?	type
	How many guzhengs are in the entire video?	type
	How many instruments are sounding in the video?	type & loudness
	How many types of musical instruments sound in the video?	type & loudness
	How many instruments in the video did not sound from beginning to end?	type & duration
Comparative	How many sounding soundas in the video?	type & loudness
	Is the guitar more rhythmic than the cello?	type & sequence
	Is the clarinet louder than the bassoon?	type & loudness
	Is the saxophone playing longer than the banjo?	type & duration
	Is the instrument on the left more rhythmic than the instrument on the right?	location & sequence
	Is the instrument on the right louder than the instrument on the left?	location & loudness
	Is the pipa on the left more rhythmic than the erhu on the right?	type & location & sequence
Location	Is the ukulele on the right louder than the bass on the left?	type & location & loudness
	Where is the performance?	location
	What is the instrument on the left of xylophone?	type & location
	What kind of musical instrument is it?	type
	What kind of instrument is the leftmost instrument?	type & location
	Where is the loudest instrument?	location & loudness
	Is the first sound coming from the right instrument?	location & sequence
	Which is the musical instrument that sounds at the same time as the congas?	type & sequence
Existential	What is the right instrument of the last sounding instrument?	type & location & sequence
	Is this sound from the instrument in the video?	loudness
	Is the accordion in the video always playing?	type & duration
Temporal	Is there a voiceover?	type & loudness
	Where is the first sounding instrument?	location & sequence
	Which pipa makes the sound last?	type & sequence
	Which instrument makes sounds before the trumpet?	type & sequence

Table 8: Ablation study on the effect of prompting in the proposed query context reasoning block. Trans. represents the translation of questions adopted in TSPM Li et al. (2024a) while Caption denotes the generated video captions.

Method	Audio QA	Visual QA	Audio-Visual QA	Avg
w/o Prompts	79.39	83.32	75.47	78.25
w Trans.	79.45	83.77	75.59	78.44
w Caption	79.33	84.35	75.06	78.28
QCR (ours)	80.63	84.17	75.98	78.98

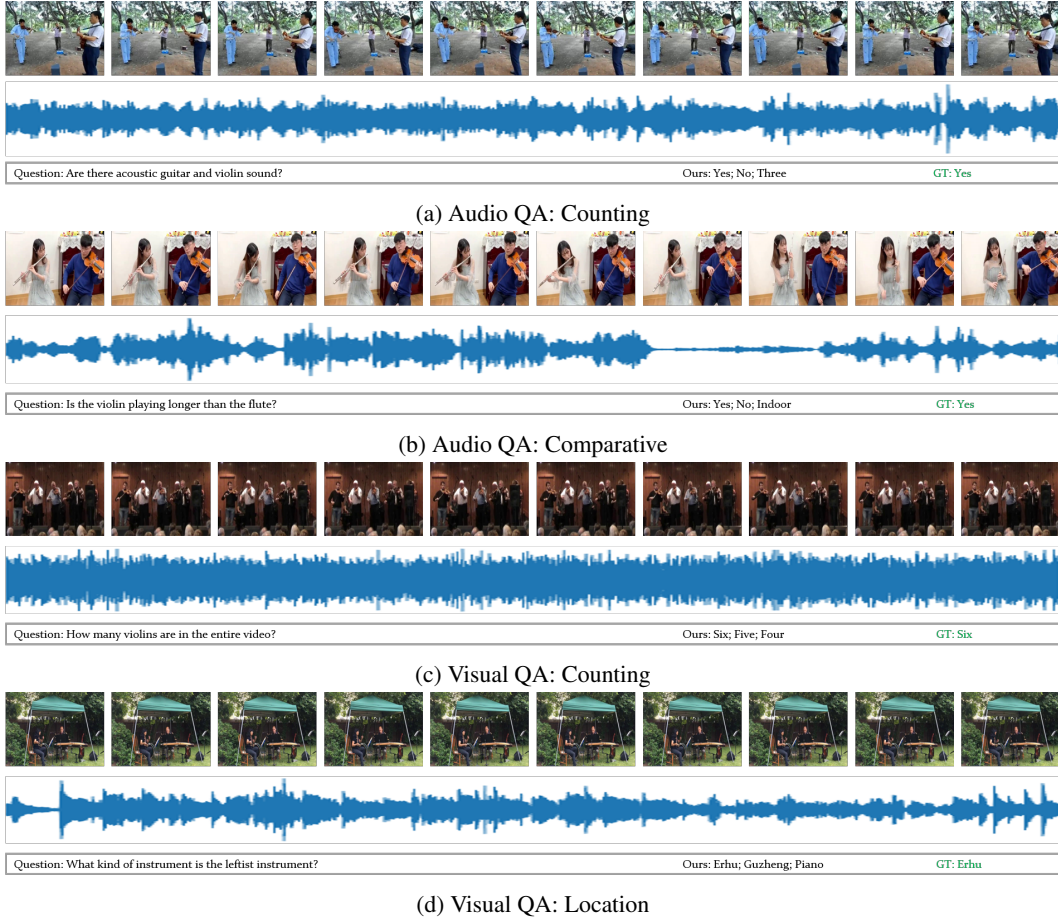


Figure 4: Prediction results of our method for different question types of Audio QA (counting, comparative) and Visual QA (counting, location) in MUSIC-AVQA Li et al. (2022), with video ids: “00007961”, “00002646”, “00002454”, and “00004109”, respectively. We provide the top 3 answers predicted by our method in sequence.

To evaluate the effectiveness of our proposed prompts, we conducted an ablation study on MUSIC-AVQA. As a baseline, we removed the prompts entirely, following the M_f^- variant described in the main text. We then compared two alternative prompting strategies: (1) the declarative prompt formulation used in TSPM Li et al. (2024a), which converts questions into related statements. For instance, a given question “Where is the first sounding instrument?” is converted to “The instruments in the video do not sound at the same time.”; and (2) prompts generated using a pre-trained video captioning model, Scenic Zhou et al. (2024), to describe overall video dynamics as a longer narrative paragraph (e.g., “A man is strumming a guitar while a girl plays the bass beside him in a room.”). Table 8 presents the results. Models using prompting strategies consistently outperformed the baseline. Variant (1), which uses temporal translations, underperformed due to its limited focus on temporal cues, failing to capture location-based or comparative queries. Variant (2), aided by global visual summaries, performed better on Visual QA type but struggled with audio-related questions. These findings highlight the effectiveness of our tailored prompting approach in capturing diverse query contexts.

A.3 QUALITATIVE RESULTS

In this section, we present the predictive results of our method on each question type of the MUSIC-AVQA Li et al. (2022) dataset in Fig. 4 and Fig. 5. For each example, we show video frames, audio waveforms, the question, our model’s top-3 predictions, and the ground truth. These results highlight

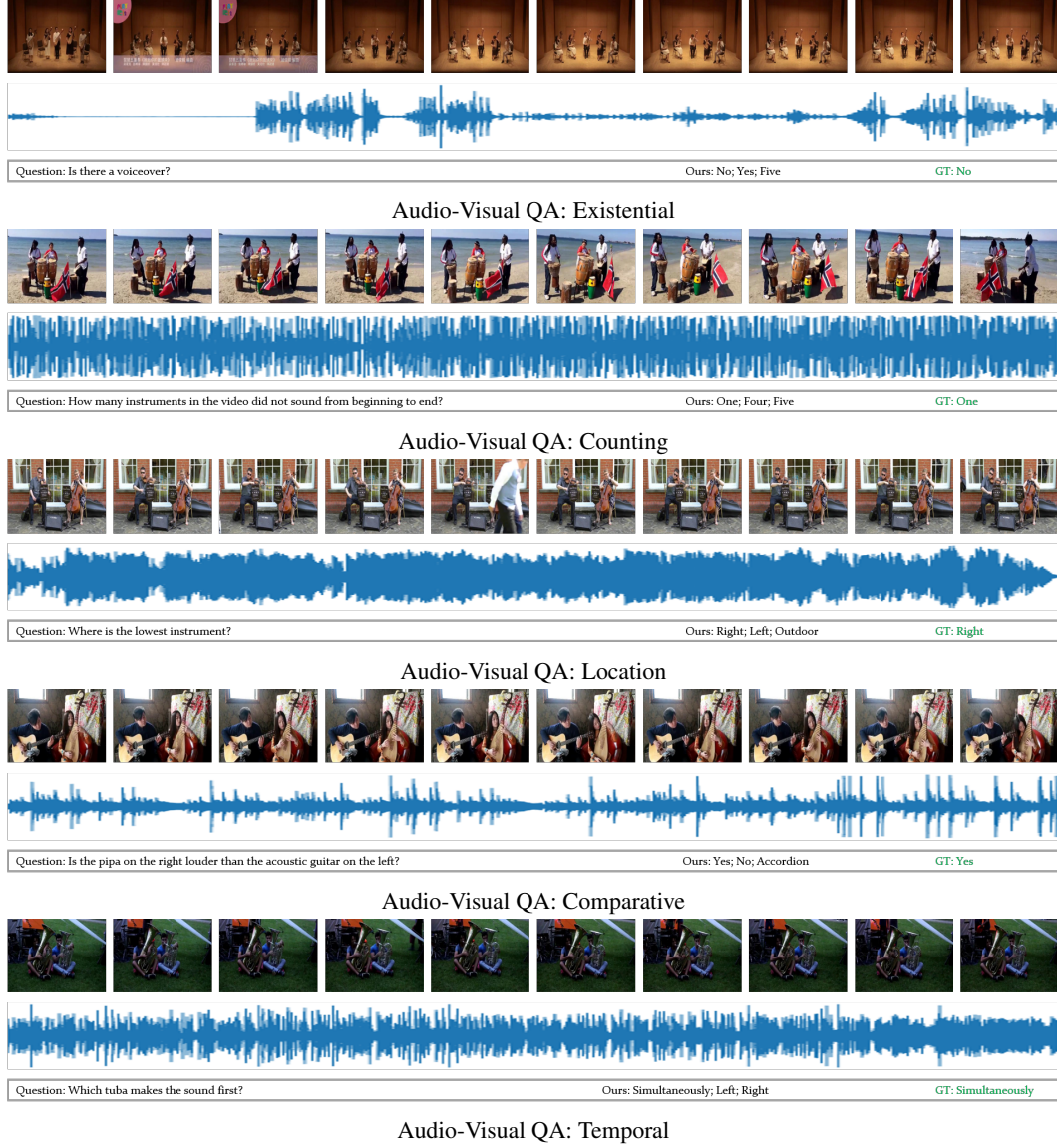


Figure 5: Prediction results of our method for different question types of Audio-Visual QA (existential, counting, location, comparative, temporal) in MUSIC-AVQA Li et al. (2022), with video ids: “00003803”, “00004995”, “00008437”, “00005464”, and “00004026”, respectively. We provide the top 3 answers predicted by our method in sequence.

our model’s ability to interpret diverse audio–visual cues and generate accurate answers. Notably, even in challenging cases involving rare instruments (*e.g.*, guzheng, erhu), our method demonstrates strong reasoning and robust performance. Overall, these examples showcase the model’s generalization ability across question types and confirm its effectiveness in music scene understanding.

A.4 DISCUSSION AND FUTURE WORK

Although our proposed method has achieved strong performance in music-scene AVQA, it still has some directions that can be explored in the future. The current model operates on fixed-length video segments and may struggle with longer videos that require temporal abstraction or memory mechanisms. Another promising direction is integrating dynamic prompting or large language model-based reasoning, which could enable more flexible and interpretable context modeling. We plan to extend the model to handle open-ended questions beyond the current predefined setup, allowing for richer natural language understanding. Furthermore, incorporating object-level and relational reasoning may improve performance in fine-grained visual tasks. Expanding the approach to other multimodal QA benchmarks (*e.g.*, movie scenes and open-world scenes) beyond music-related datasets will further validate its generalizability.