

Cost-Benefit Analysis for PMU Placement in Power Grids

Beth Bjorkman*

Sean English†

Johnathan Koch‡

27 Jan 2026

Abstract

Power domination is a graph-theoretic model for the observance of a power grid using phasor measurement units (PMUs). There are many costs associated with the installation of a PMU, but also costs associated with not observing the entire power grid. In this work, we propose and study a power domination cost function, which balances these two costs. Given a graph G , a set of sensor locations S , and a parameter β (which is the ratio of the cost of a PMU to the cost of non-observance of any given vertex), we define the cost function

$$C(G; S, \beta) = |S| + \beta \cdot (|V(G)| - |\text{Obs}(G; S)|)$$

where $|\text{Obs}(G; S)|$ is the number of vertices observed by sensors placed at $S \subseteq V(G)$ in the power domination process.

We explore the values of k for which there is a set S of size k that minimizes this cost function, and explore which values of β guarantee that it is optimal to observe the entire power grid to minimize cost. We also introduce notions of marginal cost and marginal observance, providing tools to analyze how many PMUs one should install on a given power grid.

1 Introduction

The power domination process is a graph theoretic propagation process designed to model observation of a power grid using *phasor measurement units* (PMUs) [8]. A PMU placed at a vertex in a graph G will **observe** the vertex it is placed at and all vertices connected to it. After this initial round of observance, Kirchoff’s laws can be used to observe more of the graph; if an observed vertex has exactly one unobserved neighbor, then this neighbor becomes observed.

The most well-studied question in power domination is that of determining the **power domination number**. Given a graph G , the power domination number, $\gamma_P(G)$, is the least number of sensors necessary to observe all vertices of G . In reality, installing PMUs can be cost-prohibitive. For example, in 2021 the Independent Electricity System Operator (IESO) in Ontario, Canada estimated that the installation cost of a PMU is between \$50,000 and \$300,000 CAD, depending on many factors[9]. However, the high cost of a PMU is offset by the information they provide. For example, the IESO cites benefits of PMU observance such as reliability and power grid resiliency, efficiency and cost-savings, and environmental benefits[10].

*Air Force Research Laboratory

†University of North Carolina Wilmington, EnglishS@uncw.edu

‡Applied Research Solutions

Other works have proposed models that optimize for redundancy [12, 2] and information propagation time [7, 3]. We propose a model that weighs the cost of a PMU against the benefits of higher graph observance, to determine PMU placements which may not observe the entire graph, but instead optimize the costs and benefits.

1.1 The power domination process and cost function

Formally, given a graph G and a set of PMU sensor placements $S \subseteq V(G)$, the power domination process is defined recursively in two steps as follows:

1. (*Domination Step*) Given the initial placement S , let $B := N[S]$.
2. (*Zero Forcing Step*) If there exists a vertex $x \in B$ with a single neighbor $y \in V(G) \setminus B$, then add y to B . In this manner, the vertex x forces y . Repeat this step until no such vertex $x \in B$ with a single neighbor $y \in V(G) \setminus B$ exists.

We call the final set B after performing the power domination process, starting from initial sensor placement S , the *observed set* and denote it with $\text{Obs}(G; S)$. If $\text{Obs}(G; S) = V(G)$, then S is a *power dominating set*. The size of a minimum power dominating set is the *power domination number* and is denoted by $\gamma_P(G)$.

We make two simplifying assumptions; 1. We assume that the cost of placing a PMU at any vertex in G is the same, and 2. We assume that the cost associated with not observing a vertex is the same for every vertex in $V(G)$. We further normalize our total cost to be in terms of the price of a single PMU. With this in mind, we define the *Observance Cost Ratio* β , which is the ratio of the cost of not observing a vertex to the cost of a PMU. This leads us to our *cost function* for the graph G with initial sensor placement S and Observance Cost Ratio β :

$$C(G; S, \beta) = |S| + \beta \cdot (|V(G)| - |\text{Obs}(G; S)|).$$

We do not attempt to estimate β in this work. Instead, we treat β as an unknown parameter, and attempt to minimize the cost function over all sensor placements in a given graph G , over the entire range of possible choices for $\beta \in \mathbb{R}_{\geq 0}$. In this way, $C(G; S, \beta)$ is a linear function in β . For a fixed β , we will call a set $S \subseteq V(G)$ β -best if

$$C(G; S, \beta) = \min_{S' \subseteq V(G)} C(G; S', \beta).$$

That is, if we know the true observance cost ratio is β , then a β -best set is an optimal sensor placement that minimizes the total cost of PMUs and not observing portions of the graph. It is worth noting that for a given β , there may be more than one β -best set. In general, β -best sets rely heavily on the structure of the graph G , but β -best sets for extreme values of β are easily characterized.

Observation 1.1. *If $\beta \leq \frac{1}{|V(G)|}$, then the empty set (i.e. using no sensors) is β -best, while on the other extreme, if $\beta \geq 1$, then any minimum power dominating set is β -best.*

If we have two sets $S, S' \subseteq V(G)$, with $|S| = |S'|$, then whichever of the two sets observes more will have a lower total cost under our model. As such, for a fixed $k \in \mathbb{N}$, we define the *maximum observance* for the graph G and integer k as

$$\text{maxObs}(G; k) := \max_{S \in \binom{V(G)}{k}} |\text{Obs}(G; S)|.$$

The power domination number $\gamma_P(G)$ is the smallest k such that $\max\text{Obs}(G; k) = |V(G)|$. It is worth noting that $\max\text{Obs}$ is strictly increasing for $0 \leq k \leq \gamma_P(G)$, as formalized below.

Observation 1.2. *For a graph G and $i, j \in [\gamma_P(G)] \cup \{0\}$ with $i < j$, it holds that $\max\text{Obs}(G; i) < \max\text{Obs}(G; j)$.*

When optimizing cost over all sensor placements of a fixed size k on the graph G , we will sometimes write

$$C(G; k, \beta) := k + \beta(|V(G)| - \max\text{Obs}(G; k)).$$

It is straightforward to see that if a set S is β -best for some β , then $|\text{Obs}(G; S)| = \max\text{Obs}(G; |S|)$. However, a set being β -best for a particular β is strictly stronger than it maximizing the observance for a fixed size: $C(G; S, \beta) \leq C(G; S', \beta)$ for any $S' \subseteq V(G)$. We introduce the *minimum cost function* for G :

$$\min C(G; \beta) := \min_{S \subseteq V(G)} C(G; S, \beta).$$

Similar to the cost function, we will usually think of $\min C$ as a function of β , considering the graph G to be fixed. By Observation 1.1, when $\beta = 0$, we have that $\min C(G; 0) = 0$, and if $\beta \geq 1$, then $\min C(G; 1) = \gamma_P(G)$ and so we will focus on the range $\beta \in (0, 1)$. In this range, $\min C$ will be piecewise linear, representing β -best sets for sub-intervals within $(0, 1)$.

It may be the case that a set is β -best only for a single value, say β^* . In these cases, there is always another set that is β -best on a non-degenerate interval $I \subseteq (0, 1)$ with $\beta^* \in I$. As such, we will call a set $S \subseteq V(G)$ *useful* for G if there exists a non-degenerate interval I such that the set S is β -best for all $\beta \in I$. We will call some size $k \in [\gamma_P(G)] \cup \{0\}$ *useful* if there exists a useful set of size k .

1.2 Example of useful sizes and β -best sets

We now present an example cost-benefit analysis on a graph used in optimal power flow simulations. The graph pictured in Figure 1 stems from the Nordic32 test system initially developed by CIGRE Task Force in 1995 [15] and represents a potential power grid for a Nordic country [4]. It contains 60 nodes and has power domination number 11. In Table 1, the maximum observance and cost functions for this graph are calculated for each size k from 0 to 11, along with a representative set that realizes the maximum observance. The sizes $k = 0, 1, 4, 6, 9$ and 11 are all useful, whereas 2, 3, 5, 7, 8 and 10 are not. Figure 2 plots the 12 different minimal cost functions for each size, showing how the minimum cost sets evolve as β varies.

One can theoretically use the information in Table 1 to make informed decisions about power grid observance. For example, one would never want to use exactly 5 PMUs to monitor this power grid: the extra vertices observed as compared to using 4 PMUs is not outweighed by the additional cost until it's optimal to use 6 PMUs. Another example would be if we had an estimate for β . Say, perhaps, we believe $\beta \approx 0.25$ (i.e. the cost of a PMU is approximately 4 times the cost of not observing any given vertex in the graph). In this case, our analysis suggests that using exactly 6 sensors will minimize the total cost of PMUs and the costs associated with not observing the entire power grid.

1.3 Main results

Here we summarize the main results of our paper. Our first main theorem shows that essentially any collection of sizes can be the set of all useful sizes for a graph, the only condition being that

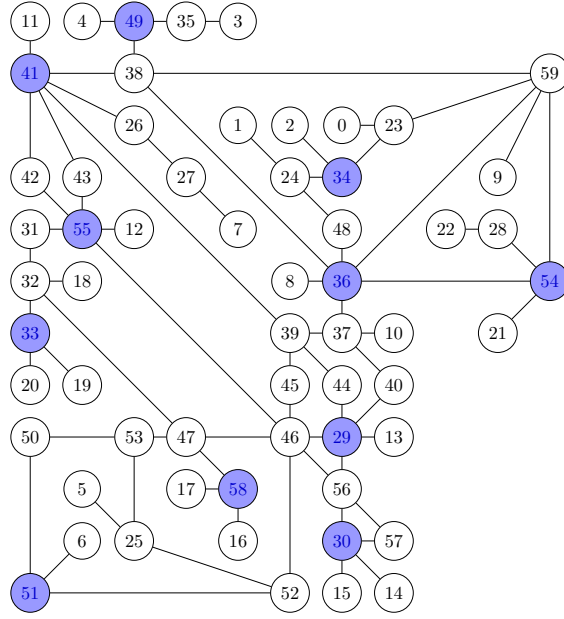


Figure 1: The power grid described in [4], which we will call G . This graph has 60 vertices and has power domination number equal to 11. The dark blue vertices constitute a minimum power dominating set. Table 1 shows the maximum observance for each size from 0 to 11, along with the relevant cost functions and intervals on which the given size is useful.

k	$\max\text{Obs}(G; k)$	Set of size k achieving max observance	$C(G; k, \beta)$	Useful Interval
0	0	\emptyset	60β	$[0, \frac{1}{10}]$
1	10	$\{41\}$	$1 + 50\beta$	$[\frac{1}{10}, \frac{3}{25}]$
2	18	$\{29, 41\}$	$2 + 42\beta$	N.A.
3	26	$\{25, 29, 41\}$	$3 + 34\beta$	N.A.
4	35	$\{30, 36, 51, 55\}$	$4 + 25\beta$	$[\frac{3}{25}, \frac{1}{6}]$
5	41	$\{0, 30, 36, 51, 55\}$	$5 + 19\beta$	N.A.
6	47	$\{0, 25, 30, 32, 36, 41\}$	$6 + 13\beta$	$[\frac{1}{6}, \frac{1}{3}]$
7	50	$\{0, 3, 25, 30, 32, 36, 41\}$	$7 + 10\beta$	N.A.
8	53	$\{0, 1, 5, 14, 29, 32, 41, 54\}$	$8 + 7\beta$	N.A.
9	56	$\{23, 25, 29, 30, 32, 36, 41, 49, 54\}$	$9 + 4\beta$	$[\frac{1}{3}, \frac{1}{2}]$
10	58	$\{29, 30, 33, 34, 36, 41, 49, 51, 54, 55\}$	$10 + 2\beta$	N.A.
11	60	$\{29, 30, 33, 34, 36, 41, 49, 51, 54, 55, 58\}$	11	$[\frac{1}{2}, \infty)$

Table 1: Maximum observance, a representative set, the cost function, and the useful interval for each size k from 0 to 11 for the graph in Figure 1.

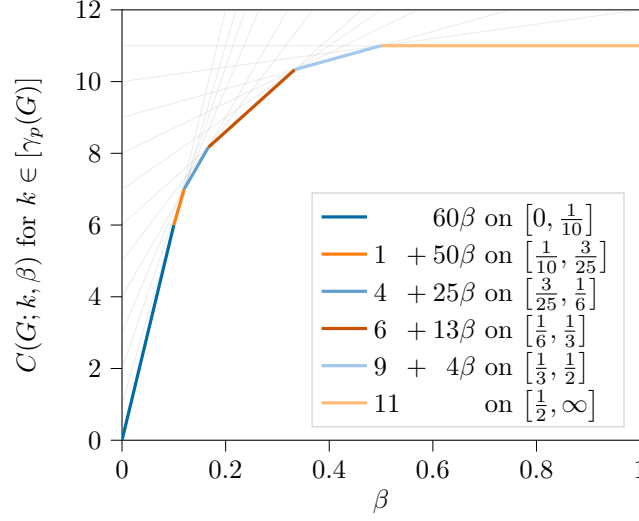


Figure 2: A plot of the cost functions from Table 1. Segments of functions on intervals where they are β -best are indicated, and all other segments and functions are displayed in gray.

0 and $\gamma_P(G)$ are necessarily included in the collection of desired sizes. The proof of Theorem 2.7 appears in Section 2.3.

Theorem 2.7. *Let $s \in \mathbb{N}$. Let $R \subseteq \{0, 1, \dots, s\}$ be a set such that $0, s \in R$. Then there exists a graph G such that the set of useful sizes of G is exactly R .*

Our second main result concerns the situation where the cost function is minimized while using $\gamma_P(G)$ sensors. A *fort* in a graph G is a subset $F \subseteq V(G)$ with the property that there does not exist a vertex $x \in V(G) \setminus F$ with a exactly one neighbor in F . Forts were first introduced by Fast and Hicks [6] in the context of zero-forcing. We define the *minimum fort number* of the graph G , $\underline{f}(G)$ to be the size of the smallest fort in G . Based on the minimum fort number, we can give a large range of β for which γ_P is useful. The proof of Theorem 3.10 appears in Section 3.3.

Theorem 3.10. *Let G be a graph on n vertices. Let*

$$B := \begin{cases} 1 & \text{if } \underline{f}(G) = 1, \\ \frac{1}{2} & \text{if } \underline{f}(G) = 2, \\ \frac{1}{3} - \frac{\underline{f}(G)-3}{3(\underline{f}(G)+3\gamma_P(G)-6)} & \text{if } \underline{f}(G) \geq 3. \end{cases}$$

If $\beta \geq \max \left\{ B, \frac{\gamma_P(G)}{n} \right\}$, then any minimum power dominating set is β -best. Furthermore, this is best-possible if $\underline{f}(G) \leq 3$.

In addition to these two results, we study marginal cost and marginal observance; i.e. the change in cost/observance when choosing to use one extra sensor, and provide some results on the relationship between marginal observance and useful sizes.

1.4 Definitions, notation, and organization

The *entrance* of the fort F , denoted $\mathfrak{e}(F)$ is defined to be the set of vertices in $V(G) \setminus F$ that have a neighbor in F . We also let $\mathfrak{t}(F) := F \cup \mathfrak{e}(F)$ denote the fort along with its entrance.

Given two graphs G and H , the Cartesian product $G \square H$ is the graph with vertex set $V(G) \times V(H)$, and (i, j) is adjacent to (i', j') in $G \square H$ if and only if either both $i = i'$ and $jj' \in E(H)$ or both $j = j'$ and $ii' \in E(G)$.

Given some function f with domain D , we write $\arg \max_{d \in D} f(d)$ to denote the set of all maximizers of f , i.e. values $d^* \in D$ such that $f(d^*) = \max_{d \in D} f(d)$.

The rest of the paper is organized as follows. In Section 2 we prove Theorem 2.7. In Section 3, we introduce the ideas of marginal cost and marginal observance, and then use these ideas to prove Theorem 3.10. In Section 4, we provide some open questions and concluding remarks.

2 Useful sizes

Our main goal in this section is to prove Theorem 2.7. To do this, we will construct a graph H with the desired set of useful sizes, say R , in mind. We start constructing H with a clique K of size $\max(R)$. For each $i \in R \setminus \{0\}$ we will affix a “gadget” to i vertices of K . Each gadget will only be fully observed if each vertex of the associated set of i vertices in K has a sensor; otherwise, only a relatively small amount of the gadget will be observed. The sizes of the gadgets start out very large, and decrease as i increases. The rate at which the gadget size decreases will be chosen to ensure that i is a useful size. For each $j \notin R$, there will be no corresponding gadget and thereby j will not be a useful size. The explicit construction of these gadgets is described in Section 2.1.

The gadgets are based off of cylindrical grid graphs, i.e., the Cartesian product $C_a \square P_b$. In Section 2.2, we will bound how much of these graphs can be observed if there are not sensors placed on a certain set. More specifically, if a is much larger than b , it was shown in [5] that $\gamma_P(C_a \square P_b)$ is about $b/4$. We will prove that if fewer than $t/4$ sensors are placed on $C_a \square P_b$, then the maximum amount observed depends only on b , not on a . This key fact allows our gadgets to have the desired property that if we do not have sensors on a specific set, we do not observe many vertices.

To complete the proof, in Section 2.3 we establish Lemma 2.6, which gives an efficient characterization of which sizes are useful based on the values of $\max\text{Obs}(G; k)$ for $k \in [\gamma_P(G)]$ for any graph G . Then, we formally describe the construction of H , and the rest of the proof is dedicated to establishing crude, but good-enough bounds on $\max\text{Obs}(H; k)$ to apply Lemma 2.6.

2.1 Grid gadgets

We now describe the main constructive tool that allows us to control which sizes are useful.

Construction 1. We construct the $\boxplus_{\ell, 2m}^a$ -gadget G' by performing the following steps.

1. Start with the cylindrical grid $P_\ell \square C_{2m}$ with vertex set $[\ell] \times [2m]$ and the usual edge set. Call these $2m\ell$ vertices in this $P_\ell \square C_{2m}$ the grid vertices.
2. Append a leaf to each grid vertex of the form $(t, 1)$ and $(t, 2)$ for each $t \in [\ell]$. This creates 2ℓ new vertices we call L_1 .
3. Append a leaf to each vertex in L_1 . This creates another 2ℓ new vertices we call L_2 .

4. Add a new vertices labeled as x_1, \dots, x_a . We call these the affix vertices.
5. Add the edge yx_i for each $y \in L_2$ and for each affix vertex x_i . Then subdivide yx_i , which creates $2a$ vertices with degree 2 we call L_3 .

The resulting gadget G' has vertices cleanly delineated as affix vertices, grid vertices, or members of L_1, L_2 , or L_3 .

We also borrow the affix operation from [1].

Construction 2 (Affix Gadget Operation, $G = G_0 \boxplus_A G'$). Given a graph G_0 , $A \subseteq V(G_0)$, and a gadget $G' = \boxplus_{\ell,k}^{|A|}$ we construct the graph $G = G_0 \boxplus_A G'$ by identifying each $w \in A$ with a unique affix vertex of G' . We say that the gadget G' has been affixed to the graph G_0 to create the graph G .

Technically the above construction is not uniquely defined—there are many ways in which one could identify the vertices in A with affix vertices. For our purposes, the specific identification is irrelevant, so we allow an arbitrary choice of identification. Figure 3 shows the construction of the gadget $G' = \boxplus_{4,6}^3$ and affixes G' to $G_0 = K_4$ at $\{u_1, u_2, u_3\}$.

2.2 Bounding the observance on a grid gadget

Borrowing notation from [5], define the following. Given a cylindrical grid graph $P_\ell \square C_{2m}$ with vertex set $[\ell] \times [2m]$, we will call sets of the form $[\ell] \times \{k\}$ for some fixed $k \in [2m]$ a *column*. Let

$$U_1 = \{(x, y) \in [\ell] \times [2m] \mid x + y \text{ is odd}\}, \text{ and } U_2 = ([\ell] \times [2m]) \setminus U_1.$$

The sets U_1, U_2 form a bipartition of $V(P_\ell \square C_{2m})$.

We also adapt the following definitions from [5]. Given a graph G and a set $T \subseteq V(G)$, the *zero forcing closure* $C_G(T)$ is defined recursively: for any vertex x **in the set** T , if $|N(x) \setminus T| = 1$ then we add the single vertex in $N(x) \setminus T$ to T and repeat. Note that $\text{Obs}(G; S) = C_G(N[S])$. As this process is recursive, we can define a *chronological list of forces*, denoted $\mathcal{F}(T) = (x_1 \rightarrow y_1, x_2 \rightarrow y_2, \dots, x_k \rightarrow y_k)$, to be a (not necessarily unique) sequence where the vertex x_i causes the vertex y_i to be added to T , resulting in $C_G(T) = T \cup \bigcup_{i=1}^k \{y_i\}$. A similar parameter, the *star closure* $C_G^*(T)$ of T is also defined recursively: for any vertex x **in the graph** G if $|N(x) \setminus T| = 1$ then we add the single vertex in $N(x) \setminus T$ to T and repeat. We note that the star closure is also the skew derived set as in [13], with connections to skew zero forcing.

We now establish several lemmas which will be key to the proof of Theorem 2.7. Our first lemma will allow us to bound the size of our observed set based on the star closure.

Lemma 2.1. *Let G be a bipartite graph with partite sets V_1 and V_2 and $\delta(G) \geq 2$. Given a set $T \subseteq V(G)$, we have*

$$C_G(T) \subseteq C_G^*(T \cap V_1) \cup C_G^*(T \cap V_2).$$

Proof. First we claim that $C_G^*(T \cap V_1) \subseteq V_1$. Towards a contradiction, assume that when starting the star forcing process from $T \cap V_1$, at some point a vertex from V_2 is forced, say $y \in V_2$. We may further assume without loss of generality that actually y is the first vertex forced throughout the entire forcing process. Then there exists some $x \in V(G)$ with $N(x) \setminus T = \{y\}$. Since G is bipartite and x has a neighbor in V_2 , $N(x) \subseteq V_2$. As $\delta(G) \geq 2$, x must have at least one more neighbor, z ,

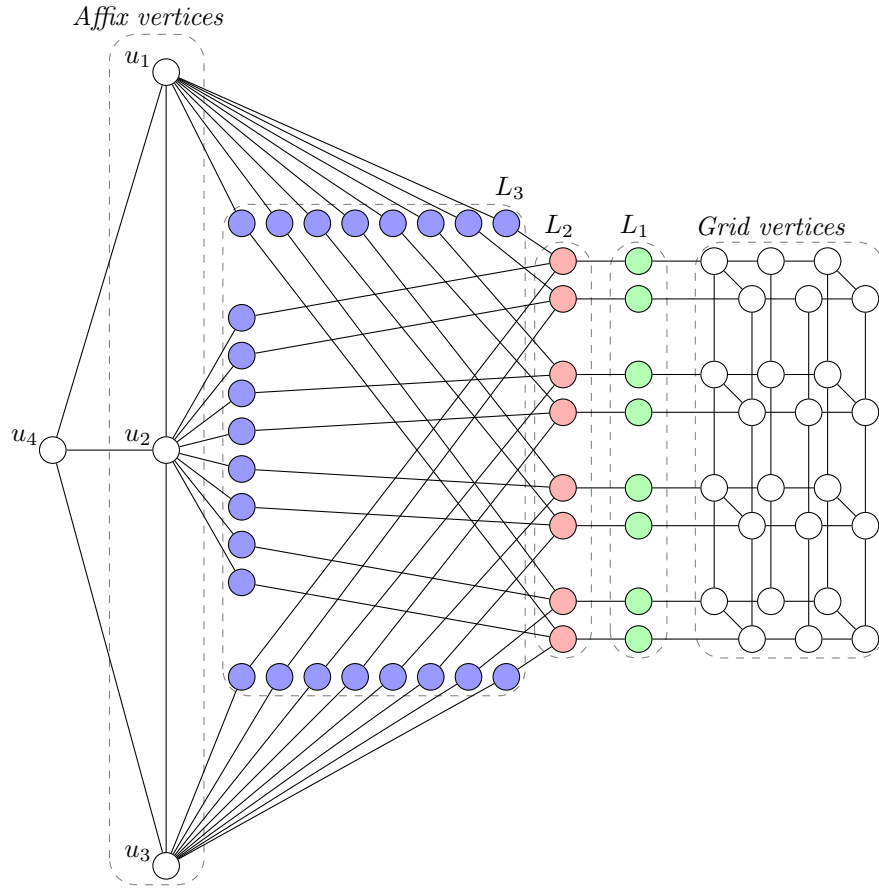


Figure 3: The graph $K_4 \boxminus_{\{u_1, u_2, u_3\}} \boxplus_{4,6}^3$

and $z \in V_2$. However, then we have $\{y, z\} \subseteq N(x) \setminus (T \cap V_1)$, so x cannot force y , a contradiction. Similarly, we have $C_G^*(T \cap V_2) \subseteq V_2$.

Now consider a chronological list of forces, $\mathcal{F}(T) = (x_1 \rightarrow y_1, x_2 \rightarrow y_2, \dots, x_k \rightarrow y_k)$ with $C_G(T) = T \cup \bigcup_{i=1}^k \{y_i\}$. Towards a contradiction, let \tilde{i} be the smallest index such that $y_{\tilde{i}} \notin C_G^*(T \cap V_1) \cup C_G^*(T \cap V_2)$. Assume without loss of generality that $y_{\tilde{i}} \in V_1$. Then $x_{\tilde{i}} \in V_2$ and $N(x_{\tilde{i}}) \subseteq V_1$. We note that since $x_{\tilde{i}}$ was able to force $y_{\tilde{i}}$, we have that

$$N(x_{\tilde{i}}) \setminus \{y_{\tilde{i}}\} \subseteq T \cup \{y_1, y_2, \dots, y_{\tilde{i}-1}\} \subseteq C_G^*(T \cap V_1) \cup C_G^*(T \cap V_2).$$

In particular, since $N(x_{\tilde{i}}) \subseteq V_2$ and $C_G^*(T \cap V_1) \cap V_2 = \emptyset$, we have $N(x_{\tilde{i}}) \setminus \{y_{\tilde{i}}\} \subseteq C_G^*(T \cap V_2)$. However, by the definition of star closure, we should have had $y_{\tilde{i}} \in C_G^*(T \cap V_2)$, a contradiction. Thus,

$$C_G(T) \subseteq C_G^*(T \cap V_1) \cup C_G^*(T \cap V_2). \quad \square$$

The following lemma will help us to estimate the observed set in a grid gadget $\boxplus_{\ell, 2m}^a$ based on prior known work about power domination on the cylindrical grid graph $P_\ell \square C_{2m}$ from [5]. In our application, the set X below will be the grid vertices in a gadget, while the set Y will be a subset of the vertices in the first two columns of the cylindrical grid graph, i.e. those which connect outside the cylindrical grid graph.

Lemma 2.2. *Let G be a graph, and $X, F \subseteq V(G)$. Let $\mathcal{F}(F) = (u_1 \rightarrow v_1, u_2 \rightarrow v_2, \dots, u_k \rightarrow v_k)$ with $C_G(F) = F \cup \bigcup_{i=1}^k \{v_i\}$ be a chronological list of forces. Let $Y \subseteq X$ be a collection of vertices such that if $u \rightarrow v \in \mathcal{F}(F)$ is such that $u \in V(G) \setminus X$ and $v \in X$, then $v \in Y$. Then,*

$$C_G(F) \cap X \subseteq C_{G[X]}((F \cap X) \cup Y)$$

Proof. Towards a contradiction, let \tilde{i} denote the smallest index in $\mathcal{F}(F)$ such that

$$v_{\tilde{i}} \in X \setminus C_{G[X]}((F \cap X) \cup Y).$$

Thus, $u_{\tilde{i}} \notin Y$ which implies that $v_{\tilde{i}} \in X$. Furthermore,

$$N_G[u_{\tilde{i}}] \setminus \{v_{\tilde{i}}\} \subseteq F \cup \{v_1, v_2, \dots, v_{\tilde{i}-1}\}.$$

Observe that $N_{G[X]}[u_{\tilde{i}}] \setminus \{v_{\tilde{i}}\} = (N_G[u_{\tilde{i}}] \setminus \{v_{\tilde{i}}\}) \cap X$. Then,

$$(N_G[u_{\tilde{i}}] \setminus \{v_{\tilde{i}}\}) \cap X \subseteq (F \cup \{v_1, v_2, \dots, v_{\tilde{i}-1}\}) \cap X \subseteq C_{G[X]}((F \cap X) \cup Y),$$

where the last relation follows by minimality of \tilde{i} . However, this means that in $G[X]$, $u_{\tilde{i}}$ can force $v_{\tilde{i}}$ but $v_{\tilde{i}} \notin C_{G[X]}((F \cap X) \cup Y)$, a contradiction. \square

We also need the following result from [5], which we use to bound the number of observed grid vertices.

Lemma 2.3 (Lemma 2 from [5]). *Let $m \geq n \geq 2$ and let $G = P_n \square C_{2m}$ with partite sets U_1 and U_2 . If $T \subseteq U_i$ for some $i \in \{1, 2\}$ and $|T| < n$, then $C^*(T)$ contains vertices from at most $|T|$ columns.*

The final tool we need is the following lemma, which bounds how much of a $\boxplus_{\ell, 2m}^a$ -gadget any subset $S \subseteq V(G)$ can observe if S does not include the entire affix set. The specific bound provided below is not particularly enlightening, but we remind the reader that the crucial aspect is that the bound is independent of the parameter m .

Lemma 2.4. *Let $s \in \mathbb{N}$ and G' be a graph with $A \subseteq V(G')$ a set such that every vertex in A is adjacent to at least $s + 1$ leaves in $V(G') \setminus A$. Let $m \geq \ell > 4s$. Let $G := G' \boxplus_A \boxplus_{\ell, 2m}^{|A|}$. Then for any set $S \subseteq V(G)$ with $|S| = s$, if $A \subseteq S$, then every vertex in $V(G) \setminus V(G')$ is observed by S . On the other hand, if $A \not\subseteq S$, we have that*

$$|\text{Obs}(G; S) \cap (V(G) \setminus V(G'))| \leq 2\ell(|A| + 3s + 2).$$

Proof. If $A \subseteq S$, then $L_3 \subseteq N[S]$. Then the vertices in L_3 force all the vertices in L_2 , and then the vertices in L_2 force all the vertices in L_1 , and then the vertices in L_1 force the vertices in $\{(t, 1), (t, 2) \mid t \in [\ell]\}$. These vertices in turn are able to force all of the grid vertices, so all of $V(G) \setminus V(G')$ is observed.

Now suppose $A \not\subseteq S$. Let X denote the set of grid vertices in $\boxplus_{\ell, 2m}^{|A|}$ and let $L := L_1 \cup L_2 \cup L_3$. Furthermore, $|L| = 2\ell(|A| + 2)$, so

$$|\text{Obs}(G; S) \cap L| \leq |L| = 2\ell(|A| + 2). \quad (1)$$

Now, to bound $|\text{Obs}(G; S) \cap X|$, we need the following claim.

Claim 2.5. *Let x be a vertex in $\{(t, 1), (t, 2) \mid t \in [\ell]\}$, let $y \in L_1$ be the unique neighbor of x in L_1 , and let $z \in L_2$ be the unique neighbor of y in L_2 . If x is either observed by y in the dominating step or forced by y , then there exists a vertex of S in $N[z]$.*

Proof. Assume to the contrary that $S \cap N[z] = \emptyset$, and so $y, z \notin S$. Thus, y forces x . Moreover, y must have been forced by z before y could force x . By assumption, $A \not\subseteq S$, so there exists $a \in A \setminus S$. Let $w \in N(a) \cap N(z)$ be the degree 2 vertex in L_3 . Note that w must be observed before y is forced by z . Since $N[w] = \{w, a, z\}$, and none of these vertices are in S , for w to be observed, it must be forced by a , but a is adjacent to $s + 1$ leaves, at least one of which must not be in S , and thus which is not observed. Thus a cannot force w , a contradiction. \square

We now will construct a “small” set $T \subseteq X$ that has the property that

$$\text{Obs}(G; S) \cap X \subseteq C_{G[X]}(T).$$

First, for $x \in \{(t, 1), (t, 2) \mid t \in [\ell]\}$, let z_x denote the unique vertex in L_2 such that $d(x, z_x) = 2$. Then let $Y \subseteq \{(t, 1), (t, 2) \mid t \in [\ell]\}$ be the set of all vertices $x \in Y$ such that $N[z_x]$ contains a vertex from S , as in Claim 2.5. Further, each $N[z_x]$ is disjoint, hence $|Y| \leq s$. By construction and Claim 2.5, any vertex in $\{(t, 1), (t, 2) \mid t \in [\ell]\}$ that is dominated or forced by a vertex in $V(G) \setminus X$ is in Y . We now define

$$T := (N[S] \cap X) \cup Y.$$

By Lemma 2.2,

$$\text{Obs}(G; S) \cap X = C_G(N[S]) \cap X \subseteq C_{G[X]}(T) \quad (2)$$

We now bound $|T|$. Note that $|Y| \leq |S| = s$ since the neighborhoods of vertices in L_2 are all disjoint. Furthermore, since the maximum degree in $G[X]$ is 4, we have $|N[S] \cap X| \leq 5|S| = 5s$, giving us that

$$|T| \leq |N[S] \cap X| + |Y| \leq 6s.$$

Towards applying Lemma 2.1, let U_1 and U_2 be the partite sets of $G[X] \cong P_\ell \square C_{2m}$. Then, for $i \in \{1, 2\}$, by Lemma 2.3, $C_{G[X]}^*(T \cap U_i)$ contains vertices from at most $|T \cap U_i|$ columns of $G[X]$, and thus $C_{G[X]}^*(T \cap U_1) \cup C_{G[X]}^*(T \cap U_2)$ contains vertices from at most $|T \cap U_1| + |T \cap U_2| = |T|$ columns. Each column contains ℓ vertices, so

$$|C_{G[X]}^*(T \cap U_1) \cup C_{G[X]}^*(T \cap U_2)| \leq \ell|T|.$$

By Lemma 2.1, this gives us that

$$|C_{G[X]}(T)| \leq \ell|T| \leq 6s\ell.$$

To finish the proof, we use (2) and (1) to write

$$|\text{Obs}(G; S) \cap (V(G) \setminus V(G'))| = |\text{Obs}(G; S) \cap L| + |\text{Obs}(G; S) \cap X| \leq 2\ell(|A| + 2) + 6s\ell = 2\ell(|A| + 3s + 2),$$

as desired. \square

2.3 Proof of Theorem 2.7

The following lemma gives an easy-to-use characteristic of when a certain size is useful.

Lemma 2.6. *Let G be a graph, and let $m_j := \max\text{Obs}(G; j)$ for each $j \in [\gamma_P] \cup \{0\}$. For each $i \in [\gamma_P(G) - 1]$, the size i is useful if and only if*

$$\max_{0 \leq j < i} \frac{i - j}{m_i - m_j} < \min_{i < j \leq \gamma_P(G)} \frac{j - i}{m_j - m_i}$$

Proof. For each j with $1 \leq j \leq \gamma_P(G)$, let S_j be a set with $|S| = j$ and $|\text{Obs}(G; S_j)| = m_j$. We can compute

$$C(G; S_i, \beta) - C(G; S_j, \beta) = i - j + \beta(m_j - m_i) \quad (3)$$

If $j > i$, by Observation 1.2 $m_j - m_i > 0$, so the right-hand side of (3) is non-positive whenever

$$\beta \leq \frac{j - i}{m_j - m_i}.$$

Similarly, for $j < i$, we have that $m_j - m_i < 0$ by Observation 1.2, so $C(G; S_i, \beta) - C(G; S_j, \beta)$ is non-positive as long as

$$\beta \geq \frac{j - i}{m_j - m_i} = \frac{i - j}{m_i - m_j}.$$

Thus, there exists a range of choices for β such that $C(G; S_i, \beta)$ is the minimum if and only if

$$\max_{0 \leq j < i} \frac{i - j}{m_i - m_j} < \min_{i < j \leq \gamma_P(G)} \frac{j - i}{m_j - m_i}. \quad \square$$

Lemma 2.6 does not cover the case where $i = 0$ or $i = \gamma_P(G)$. These two sizes are always useful, as shown in Observation 1.1.

We are now ready to prove Theorem 2.7.

Theorem 2.7. *Let $s \in \mathbb{N}$. Let $R \subseteq \{0, 1, \dots, s\}$ be a set such that $0, s \in R$. Then there exists a graph G such that the set of useful sizes of G is exactly R .*

Proof. Let $R' := R \setminus \{0\}$. Start with a clique K_s and add $s + 1$ leaves to every vertex to form a graph G_0 . Let $K \subseteq V(G_0)$ denote the vertices in the clique K_s . For each $i \in [s]$, let $A_i \subseteq K$ be a set with $|A_i| = i$, such that $A_i \subseteq A_{i'}$ for all $i \leq i'$. For each $i \in [s]$, define the parameter

$$x_i := \begin{cases} 2 \cdot \left\lceil \frac{63s^4 + (4s^2 + s) \sum_{t>i} x_t}{4s + 1} \right\rceil & \text{if } i \in R' \\ 0 & \text{if } i \in [s] \setminus R'. \end{cases}$$

Note that x_i depends only on x_t for $t > i$, so x_i is well-defined. For all $i \in R'$, we can bound x_i below by the following expressions, which will be useful later in the proof:

$$x_i > \frac{96s^4 + s(4s + 1) \sum_{t>i} x_t}{4s + 1} \quad (4)$$

and

$$x_i \geq \frac{126s^4}{4s + 1} > \frac{63s^4 + 63s^3}{4s + 1}. \quad (5)$$

For each $i \in R'$, affix the gadget \boxplus_{4s+1, x_i}^i to G_0 at A_i . With an eye on applying Lemma 2.4 (with $m := x_i/2$ and $\ell := 4s + 1$), we note that for $i \in R'$, $x_i/2 \geq 4s + 1$. Call the graph that results from affixing all these gadgets G . For $s \geq 1$, the size of $V(G)$ is the number of vertices in K_s , plus each clique vertex's $s + 1$ leaves, and for each gadget the number of L_1, L_2, L_3 , and grid vertices, giving us

$$\begin{aligned} |V(G)| &= s + s(s + 1) + \sum_{i \in R'} \left(2(4s + 1) + 2(4s + 1) + 2(4s + 1)i + (4s + 1)x_i \right) \\ &\leq s^2 + 2s + \sum_{i=1}^s \left(4(4s + 1) \right) + \sum_{i=1}^s \left(2(4s + 1)i \right) + \sum_{i \in R'} \left((4s + 1)x_i \right) \\ &= s^2 + 2s + 4s(4s + 1) + 2(4s + 1) \left(\frac{s(s + 1)}{2} \right) + \sum_{i \in R'} \left((4s + 1)x_i \right) \\ &\leq 33s^3 + (4s + 1) \sum_{i \in R'} x_i \end{aligned} \quad (6)$$

Furthermore, note that $A_s = K$ is a power dominating set of G . By Lemma 2.4, no set smaller than A_s can observe the s th gadget, so $\gamma_P(G) = s$.

Now fix some $i \in [s]$. We will give crude bounds on

$$m_i := \max\text{Obs}(G; i).$$

Let $S_i \in \arg \max_{S \in \binom{V(G)}{i}} |\text{Obs}(G; S)|$ so that $m_i = |\text{Obs}(G; S_i)|$. We have that $|\text{Obs}(G; S_i) \cap V(G_0)| \leq |V(G_0)| = s^2 + 2s$. For each $j \in R'$, if $A_j \not\subseteq S_i$, we apply Lemma 2.4 (with $A := A_j$, $s := i$, and $\ell := 4s + 1$) to get that S_i observes at most

$$2(4s + 1)(j + 3i + 2) \leq 60s^2$$

vertices in the j th gadget. Also, if $A_j \subseteq S_i$, S_i observes all of the j th gadget, which has at most

$$2(4s + 1)(j + 2) + (4s + 1)x_j \leq 60s^2 + (4s + 1)x_j$$

vertices. We note that if $A_j \subseteq S_i$, then we must have $j \leq i$, so considering the $|R'| \leq s$ total gadgets and summing up each of these overestimates, we have that

$$m_i \leq (s^2 + 2s) + s(60s^2) + \sum_{j \leq i} (4s + 1)x_j \leq 63s^3 + \sum_{j \leq i} (4s + 1)x_j. \quad (7)$$

We also need a lower bound on m_i . Note that $A_j \subseteq A_i$ whenever $j \leq i$, $j \in R'$, so by Lemma 2.4, A_i observes the entire j th gadget. In particular, A_i observes the grid vertices of all of the gadgets for $j < i$, giving the crude bound of

$$m_i \geq |\text{Obs}(G; A_i)| \geq \sum_{j \leq i} (4s + 1)x_j = (4s + 1) \sum_{j \leq i} x_j, \quad (8)$$

We now focus on showing that the set of useful sizes of G is exactly R . By Observation 1.1, we have that 0 and $\gamma_P(G)$ are both useful. Towards applying Lemma 2.6, fix $i \in R'$ and $0 \leq j < i$. We have using (7) and (8), along with the fact that $i - j \leq s$, that

$$\begin{aligned} \frac{i - j}{m_i - m_j} &\leq \frac{s}{(4s + 1) \sum_{t \leq i} x_t - \left(63s^3 + (4s + 1) \sum_{t \leq j} x_t \right)} \\ &= \frac{s}{(4s + 1)x_i - 63s^3 + (4s + 1) \sum_{j < t < i} x_t} \\ &\leq \frac{s}{(4s + 1)x_i - 63s^3}. \end{aligned}$$

The final expression above is independent of j , so we have that

$$\max_{0 \leq j < i} \frac{i - j}{m_i - m_j} \leq \frac{s}{(4s + 1)x_i - 63s^3}. \quad (9)$$

If instead we consider $j > i$, using that $m_j \leq |V(G)|$ and that $j - i \geq 1$, along with (6), and (8),

we find

$$\begin{aligned}
\frac{j-i}{m_j-m_i} &\geq \frac{1}{|V(G)|-(4s+1)\sum_{t\leq i}x_t} \\
&\geq \frac{1}{33s^3+(4s+1)\sum_{i\in R'}x_i-(4s+1)\sum_{t\leq i}x_t} \\
&\geq \frac{1}{33s^3+(4s+1)\sum_{t>i}x_t}.
\end{aligned}$$

Again, this is independent of j and so

$$\frac{1}{33s^3+(4s+1)\sum_{t>i}x_t} \leq \min_{i<j\leq\gamma_P(G)} \frac{j-i}{m_j-m_i}. \quad (10)$$

Using (4) to bound x_i in combination with (10), and then utilizing (9), we find

$$\begin{aligned}
\max_{0\leq j<i} \frac{i-j}{m_i-m_j} &\leq \frac{s}{(4s+1)x_i-63s^3} < \frac{s}{(4s+1)\left(\frac{96s^4+s(4s+1)\sum_{t>i}x_t}{4s+1}\right)-63s^3} \\
&= \frac{1}{96s^3-63s^2+(4s+1)\sum_{t>i}x_t} \\
&\leq \frac{1}{33s^3+(4s+1)\sum_{t>i}x_t} \\
&\leq \min_{i<j\leq\gamma_P(G)} \frac{j-i}{m_j-m_i}.
\end{aligned}$$

Thus, by Lemma 2.6, the size i is indeed useful, as desired.

Now fix some $i \in [s] \setminus R'$, and let $\underline{j}, \bar{j} \in R$ be the largest and smallest values respectively such that $\underline{j} < i < \bar{j}$. Then using (7) and (8), we calculate

$$\frac{i-\underline{j}}{m_i-m_{\underline{j}}} \geq \frac{1}{63s^3+(4s+1)\sum_{t\leq i}x_t-(4s+1)\sum_{t\leq \underline{j}}x_t} = \frac{1}{63s^3},$$

and

$$\frac{\bar{j}-i}{m_{\bar{j}}-m_i} \leq \frac{s}{(4s+1)\sum_{t\leq \bar{j}}x_t - \left(63s^3+(4s+1)\sum_{t\leq i}x_t\right)} = \frac{s}{(4s+1)x_{\bar{j}}-63s^3}.$$

Then, using (5), we have

$$\begin{aligned}
\min_{i < j \leq \gamma_P(G)} \frac{j - i}{m_j - m_i} &\leq \frac{s}{(4s + 1)x_{\bar{j}} - 63s^3} \\
&< \frac{s}{(4s + 1) \left(\frac{63s^4 + 63s^3}{4s + 1} \right) - 63s^3} \\
&= \frac{1}{63s^3} \\
&\leq \max_{0 \leq j < i} \frac{i - j}{m_i - m_j}
\end{aligned}$$

Thus, by Lemma 2.6, i is not a useful size. □

3 Determining how many PMUs are needed

In this section we will develop the ideas of marginal cost and marginal observance and prove Theorem 3.10.

3.1 Marginal cost and marginal observance

Given a current placement of sensors which do not suffice to observe the entire graph, it is natural to ask about the cost-benefit analysis for purchasing one more sensor.

Given a graph G and an integer $k \in [\gamma_P(G)]$, we define the *marginal observance*,

$$\text{MObs}(G; k) := \text{maxObs}(G; k) - \text{maxObs}(G; k - 1)$$

and given a cost-ratio $\beta \in \mathbb{R}_{\geq 0}$ the *marginal cost*

$$\text{MC}(G; k, \beta) := 1 - \beta \cdot \text{MObs}(G; k).$$

It is worth noting that if we fix G , $\text{MObs}(G; k)$ is strictly increasing in k . Furthermore, there is a telescopic relationship between the values of MObs and maxObs . Indeed, for any $k \in [\gamma_P(G)]$, we have

$$\text{maxObs}(G; k) = \sum_{i=1}^k \text{MObs}(G; i). \quad (11)$$

Similarly, for the cost function we have

$$C(G; k, \beta) = \sum_{i=1}^k \text{MC}(G; i, \beta).$$

Marginal observance can tell us when certain sizes are useful or not useful. The following observation characterizes when $i - 1$ sensors are better than i sensors, based on marginal observance and β .

Proposition 3.1. *Let G be a graph and $i \in [\gamma_P(G)]$. Then $C(G; i-1, \beta) \leq C(G; i, \beta)$ if and only if $\beta \leq \frac{1}{\text{MObs}(G; i)}$. Furthermore, if one inequality is strict, then so is the other.*

Proof. We can directly calculate that

$$C(G; i, \beta) = C(G; i-1, \beta) + \text{MC}(G; i) = C(G; i-1, \beta) + 1 - \beta \cdot \text{MObs}(G; i).$$

Thus, $C(G; i-1, \beta) \leq C(G; i, \beta)$ if and only if $\beta \leq \frac{1}{\text{MObs}(G; i)}$, and if one inequality is strict, so is the other. \square

Note, Proposition 3.1 also implies $C(G; i-1, \beta) \geq C(G; i, \beta)$ if and only if $\beta \geq \frac{1}{\text{MObs}(G; i)}$. We can also utilize this result to rule out a size i from being useful.

Proposition 3.2. *Let G be a graph and $i \in [\gamma_P(G) - 1]$. If $\text{MObs}(G; i) \leq \text{MObs}(G; i+1)$, then i is not a useful size for G .*

Proof. We will proceed via the contrapositive. If i is useful, then there is a range of β such that $C(G; i-1, \beta) \geq C(G; i, \beta)$ and $C(G; i+1, \beta) \geq C(G; i, \beta)$. Using Proposition 3.1, this gives us that

$$\frac{1}{\text{MObs}(G; i)} \leq \beta \leq \frac{1}{\text{MObs}(G; i+1)}.$$

If we had $\frac{1}{\text{MObs}(G; i)} = \frac{1}{\text{MObs}(G; i+1)}$, then we would have that a set of size i is β -best only at a single value of β , so i is not useful, and thus we must have $\frac{1}{\text{MObs}(G; i)} < \frac{1}{\text{MObs}(G; i+1)}$, implying that $\text{MObs}(G; i) > \text{MObs}(G; i+1)$. \square

The converse of Proposition 3.2 is not true in general; if $\text{MObs}(G; i) > \text{MObs}(G; i+1)$, we can say that there is an interval for β for which the cost for i sensors is lower than the cost for $i-1$ or $i+1$ sensors, but it is possible that some other number of sensors has even lower cost on this interval. However, if the marginal observances are strictly decreasing, every size is useful.

Proposition 3.3. *Let G be a graph. If $\text{MObs}(G; \ell) > \text{MObs}(G; \ell+1)$ for all $\ell \in [\gamma_P(G) - 1]$, then every size in $[\gamma_P(G)] \cup \{0\}$ is useful.*

Proof. By Observation 1.1, we have that 0 and $\gamma_P(G)$ are both useful sizes. Now, fix some $i \in [\gamma_P(G) - 1]$. Towards applying Lemma 2.6, we calculate

$$\max_{0 \leq j < i} \frac{i-j}{\max\text{Obs}(G; i) - \max\text{Obs}(G; j)} = \max_{0 \leq j < i} \frac{i-j}{\sum_{\ell=j+1}^i \text{MObs}(G; \ell)}. \quad (12)$$

For a fixed j with $0 \leq j < i$, using the generalized median inequality, we can write

$$\frac{i-j}{\sum_{\ell=j+1}^i \text{MObs}(G; \ell)} = \frac{\sum_{\ell=j+1}^i 1}{\sum_{\ell=j+1}^i \text{MObs}(G; \ell)} \leq \max_{j+1 \leq \ell \leq i} \frac{1}{\text{MObs}(G; \ell)} = \frac{1}{\text{MObs}(G; i)},$$

where on the last equality we use that $\text{MObs}(G; \ell)$ is decreasing. Thus, returning to (12), we have

$$\max_{0 \leq j < i} \frac{i-j}{\max\text{Obs}(G; i) - \max\text{Obs}(G; j)} \leq \frac{1}{\text{MObs}(G; i)}.$$

By essentially the same argument, we have that

$$\min_{i < j \leq \gamma_P(G)} \frac{j-i}{\max\text{Obs}(G; j) - \max\text{Obs}(G; i)} \geq \frac{1}{\text{MObs}(G; i+1)}.$$

Since $\frac{1}{\text{MObs}(G; i)} < \frac{1}{\text{MObs}(G; i+1)}$, size i is useful by Lemma 2.6. \square

3.2 Marginal observance and minimum fort size

The results in this section will be useful for the proof of Theorem 3.10, but they may also be of independent interest. The result below is stated for $\underline{f}(G) \geq 2$ below; it is worth noting that this condition is equivalent to G having no isolated vertices.

Lemma 3.4. *Let G be a graph with $\underline{f}(G) \geq 2$. For all $i \in [\gamma_P(G)]$, $\text{MObs}(G; i) \geq 2$.*

Proof. Let $S \in \arg \max_{S' \in \binom{V(G)}{i-1}} |\text{Obs}(G; S')|$. We will demonstrate a vertex x such that $|\text{Obs}(G; S \cup \{x\})|$ is at least two larger than $|\text{Obs}(G; S)|$.

If there exists a connected component C of G with $V(C) \cap \text{Obs}(G; S) = \emptyset$, then for any $x \in V(C)$, we have that x observes itself and at least one neighbor, as there are no isolated vertices.

If on the other hand, no such connected component exists, then there must be an unobserved fort in $V(G) \setminus \text{Obs}(G; S)$ with a non-empty entrance. Let x be in the entrance of this fort. Note that x has at least two neighbors in the fort that were unobserved by S , but are observed by $S \cup \{x\}$.

In both cases, we have determined some vertex x such that $|\text{Obs}(G; S \cup \{x\})|$ is at least two larger than $|\text{Obs}(G; S)|$. \square

We can refine Lemma 3.4 if we know there are no forts of size 2 in G . Before we do so, we need a characterization of forts of size 2. Two vertices $x, y \in V(G)$ are *twins* if either $N(x) = N(y)$ or $N[x] = N[y]$. The following synthesizes folklore results on characterizing small forts.

Lemma 3.5. *Let G be a graph. $\underline{f}(G) \geq 3$ if and only if both G does not contain any isolated vertices and G does not contain any twins.*

Proof. For the forward direction, an isolated vertex is a fort of size 1 and twins constitute a fort of size 2.

For the reverse direction, assume G is a graph with no isolated vertices and no twins. The only possible fort of size 1 are isolated vertices. Similarly if F was a fort of size 2 in G , then every vertex $x \notin F$ would necessarily be adjacent to either both vertices in F or neither vertex in F , so the vertices in F would be twins. Thus $\underline{f}(G) \geq 3$. \square

Lemma 3.6. *Let G be a graph with $\underline{f}(G) \geq 3$. Then $\text{MObs}(G; i) \geq 3$ for all $i \in [\gamma_P(G)]$.*

Proof. Let $S \in \arg \max_{S' \in \binom{V(G)}{i-1}} |\text{Obs}(G; S')|$. We will demonstrate a vertex w such that $|\text{Obs}(G; S \cup \{w\})|$ is at least three larger than $|\text{Obs}(G; S)|$. Let $X := V(G) \setminus \text{Obs}(G; S)$.

If any vertex v in G satisfies $N[v] \cap X \geq 3$, then we can choose $w = v$.

Now, assume that for all $v \in V(G)$ that $|N[v] \cap X| < 3$. Note that this means that X intersects nontrivially with every connected component of G : the condition $\underline{f}(G) \geq 3$ implies that $G[X]$ can neither contain K_1 nor K_2 and the $|N[v] \cap X| < 3$ condition prohibits any connected component of G entirely contained in X with 3 or more vertices.

Thus, there exists a vertex $x_1 \in X$ with a neighbor $z \in \text{Obs}(G; S)$. As x_1 was not observed, z must have a second neighbor in X , say x_2 . As $|N[z] \cap X| < 3$, z has no other neighbors in X . Moreover, note that x_1 and x_2 are not twins by Lemma 3.5. Without loss of generality, we may assume there is some $y \in N(x_1) \setminus N(x_2)$.

If $y \in X$, then $N[x_1] \cap X = \{x_1, y\}$ since $|N[x_1] \cap X| < 3$. Choose $w = z$. In the domination step, x_1 and x_2 are observed and then x_1 observes y by a zero forcing step.

If $y \notin X$, then as x_1 is unobserved, y must have a second neighbor, $x_3 \in X$. Note $N[y] \cap X = \{x_1, x_3\}$. Choose $w = y$. Then y observes x_1, x_3 in the domination step and then z observes x_2 by a zero forcing step.

In each case, we have a choice of vertex w such that

$$|\text{Obs}(G; S \cup \{w\})| \geq |\text{Obs}(G; S)| + 3. \quad \square$$

Based on the statements of Lemma 3.4 and Lemma 3.6, one might ask if in general for $k \in \mathbb{N}$, is it the case that $\underline{f}(G) \geq k$ implies that $\text{MObs}(G; i) \geq k$ for all $i \in [\gamma_P(G)]$? We provide a short discussion of this question in the concluding remarks (Section 4). In the interim, we mention that this observation is true at least for $i = \gamma_P(G)$.

Observation 3.7. *Let G be a graph. We have that*

$$\text{MObs}(G; \gamma_P(G)) \geq \underline{f}(G).$$

Proof. For any set $S \subseteq V(G)$ that is not a power dominating set, the set $V(G) \setminus \text{Obs}(G; S)$ is a fort, so $\max\text{Obs}(G; \gamma_P(G) - 1) \leq n - \underline{f}(G)$. Thus,

$$\text{MObs}(G; \gamma_P(G)) = \max\text{Obs}(G; \gamma_P(G)) - \max\text{Obs}(G; \gamma_P(G) - 1) \geq \underline{f}(G). \quad \square$$

3.3 Using $\gamma_P(G)$ sensors

In this section, we provide the proof of Theorem 3.10, along with many results which may be of independent interest.

Proposition 3.8. *Let G be a graph on n vertices with $\underline{f}(G) = 2$. If $\beta \geq 1/2$, then any minimum power dominating set is β -best.*

Proof. Let $1 \leq k \leq \gamma_P(G) - 1$. Using (11), we can write

$$\max\text{Obs}(G; \gamma_P(G) - k) = \sum_{i=1}^{\gamma_P(G)-k} \text{MObs}(G; i) = \max\text{Obs}(G; \gamma_P(G)) - \sum_{i=0}^{k-1} \text{MObs}(G; \gamma_P(G) - i)$$

Then, using the fact that $\max\text{Obs}(G; \gamma_P(G)) = n$ and using Lemma 3.4, we find that

$$\max\text{Obs}(G; \gamma_P(G) - k) \leq n - 2k.$$

Thus, if S is a minimum power dominating set and $S' \subseteq V(G)$ with $|S'| = \gamma_P(G) - k$, we have that

$$C(G; S, \beta) - C(G; S', \beta) = \gamma_P(G) - (\gamma_P(G) - k + \beta(n - |\text{Obs}(G; S')|)) \leq k - \beta(2k).$$

This is non-positive as long as $\beta \geq 1/2$. Similarly,

$$C(G; S, \beta) - C(G; \emptyset, \beta) = \gamma_P(G) - \beta n.$$

This is non-positive as long as $\beta \geq \frac{\gamma_P(G)}{n}$. Since $\underline{f}(G) = 2$, G does not contain any isolated vertices. In particular, $\gamma_P(G) \leq n/2$, and thus $\frac{\gamma_P(G)}{n} \leq \frac{1}{2}$. Thus, as long as $\beta \geq 1/2$, S is β -best. \square

Proposition 3.9. *Let G be a graph on n vertices with $\underline{f}(G) \geq 3$. If*

$$\beta \geq \max \left\{ \frac{1}{3} - \frac{\underline{f}(G) - 3}{3(\underline{f}(G) + 3\gamma_P(G) - 6)}, \frac{\gamma_P(G)}{n} \right\}$$

then any minimum power dominating set is β -best.

Proof. Let S be a minimum power dominating set and set $f := \underline{f}(G)$. If $1 \leq k < \gamma_P(G)$, we have from Lemma 3.6 and Observation 3.7, along with (11), we can write

$$\begin{aligned} \max \text{Obs}(G; \gamma_P(G) - k) &= \sum_{i=1}^{\gamma_P(G)-k} \text{MObs}(G; i) = \max \text{Obs}(G; \gamma_P(G)) - \sum_{i=0}^{k-1} \text{MObs}(G; \gamma_P(G) - i) \\ &\leq n - 3(k-1) - f, \end{aligned}$$

so if $S' \subseteq V(G)$ is any set with $|S'| = \gamma_P(G) - k$, then

$$C(G; S, \beta) - C(G; S', \beta) = \gamma_P(G) - (\gamma_P(G) - k + \beta(n - |\text{Obs}(G; S')|)) \leq k - \beta(3(k-1) + f),$$

which is non-positive as long as

$$\frac{1}{3} - \frac{f-3}{3(f+3k-3)} = \frac{k}{3(k-1)+f} \leq \beta$$

If $k = \gamma_P(G)$, then we have $S' = \emptyset$, so

$$C(G; S, \beta) - C(G; S', \beta) = \gamma_P(G) - \beta n,$$

which is non-positive as long as $\beta \geq \frac{\gamma_P(G)}{n}$. Thus, S is β -best for any β satisfying

$$\beta \geq \max \left\{ \max_{1 \leq k < \gamma_P(G)} \frac{1}{3} - \frac{f-3}{3(f+3k-3)}, \frac{\gamma_P(G)}{n} \right\} = \max \left\{ \frac{1}{3} - \frac{f-3}{3(f+3\gamma_P(G)-6)}, \frac{\gamma_P(G)}{n} \right\}.$$

□

We can now prove Theorem 3.10.

Theorem 3.10. *Let G be a graph on n vertices. Let*

$$B := \begin{cases} 1 & \text{if } \underline{f}(G) = 1, \\ \frac{1}{2} & \text{if } \underline{f}(G) = 2, \\ \frac{1}{3} - \frac{\underline{f}(G)-3}{3(\underline{f}(G)+3\gamma_P(G)-6)} & \text{if } \underline{f}(G) \geq 3. \end{cases}$$

If $\beta \geq \max \left\{ B, \frac{\gamma_P(G)}{n} \right\}$, then any minimum power dominating set is β -best. Furthermore, this is best-possible if $\underline{f}(G) \leq 3$.

Proof. Observation 1.1 implies the result for $f(G) = 1$ as $\frac{\gamma_P(G)}{n} \leq 1$. Proposition 3.8 and Proposition 3.9 give the result for $\underline{f}(G) = 2$ and $\underline{f}(G) \geq 3$ respectively. We will now show these bounds are best possible.

Case 1: $\underline{f}(G) = 1$. The bound is sharp for every such graph. Indeed, if $\underline{f}(G) = 1$, then G contains an isolated vertex, and it is straightforward to compute that $C(G; \gamma_P(G) - 1, \beta) = \gamma_P(G) - 1 + \beta < \gamma_P(G) = C(G; \gamma_P(G), \beta)$ when $\beta < 1$.

Case 2: $\underline{f}(G) = 2$. Let n be even and consider $\frac{n}{2}K_2$. We can compute $C(\frac{n}{2}K_2; k, \beta) = k + \beta(n - 2k) = \beta n + k(1 - 2\beta)$, which for $\beta < 1/2$ is minimized at $k = 0$ (rather than at $k = \gamma_P(G)$).

Case 3: $\underline{f}(G) \geq 3$. Let $6 \mid n$, and consider the graph G obtained from $\frac{n}{6}C_6$ by choosing three independent vertices from each copy of C_6 to form a set K of $n/2$ vertices, and then adding edges to make K a clique. Let $X_1, X_2, \dots, X_{n/6}$ denote the sets of size 3 such that X_i is disjoint from K , and the three vertices in each X_i were all in the same initial C_6 . It is straightforward to see that G does not contain any isolated vertices or twins, so by Lemma 3.5, $\underline{f}(G) \geq 3$, and indeed, $\underline{f}(G) = 3$ as X_i is a fort of size 3 for each i .

Since each X_i is a fort, and the sets $t(X_i)$ are pairwise-disjoint, we have that $\gamma_P(G) \geq n/6$, and indeed, it is straightforward to see that if we choose $n/6$ vertices from K , one in each entrance of a set X_i , this is a power dominating set, so $\gamma_P(G) = n/6$. We also note that if $v \in K$ is any vertex, then $|\text{Obs}(G, v)| = n/2 + 3$. With this, if $\beta < 1/3$, we can compute

$$C(G; \{v\}, \beta) = 1 + \beta(n/2 - 3) < 1 + n/6 - 1 = \gamma_P(G) = C(G; \gamma_P(G), \beta). \quad \square$$

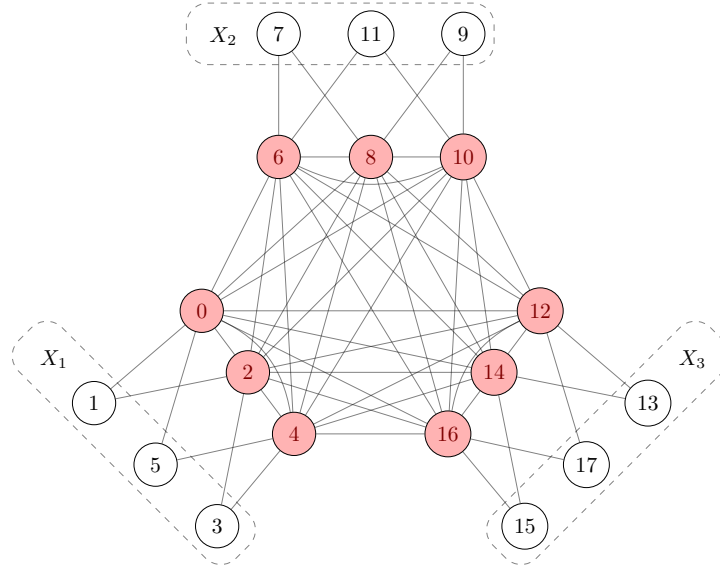


Figure 4: The graph G as described in **Case 3** with $K = \{0, 2, 4, 6, 8, 10, 12, 14, 16\}$ indicated in red, and $X_1 = \{1, 3, 5\}$, $X_2 = \{7, 9, 11\}$, and $X_3 = \{13, 15, 17\}$ identified by the dashed curves.

We conclude this section with a result which may be helpful for finding a minimum power dominating set. Power domination can be phrased as a cover problem; given a graph G , a set S is

a power dominating set if and only if S intersects $\mathfrak{t}(F)$ for all forts $F \subseteq V(G)$ [14]. Of course, one can strengthen this to include only minimal forts in G . A common heuristic is that placing a sensor in the entrance of a fort, rather than in the fort itself, is often better. The following theorem gives some evidence for this heuristic; we can always find a power dominating set which is contained inside the union of the entrances of the minimal forts of G . Or, in the converse, we can exclude any vertices which are not in the entrance of a minimal fort from our search, and we are guaranteed to still be able to find a minimum power dominating set among the non-excluded vertices.

Theorem 3.11. *For any connected graph G with at least three vertices, there exists a minimum power-dominating set S along with a collection of minimal forts F_1, F_2, \dots, F_k such that S is contained in the union of the entrances of the F_i 's.*

Proof. Let \mathfrak{F} denote the collection of all minimal forts of G . Given a vertex $x \in V(G)$, let $\mathfrak{C}(x) \subseteq \mathfrak{F}$ denote the set of minimal forts F such that $x \in \mathfrak{t}(F)$. Finally, given a set $S \subseteq V(G)$ and a vertex $x \in V(G) \setminus S$, let $\mathfrak{R}(x, S) \subseteq \mathfrak{F}$ be the set of minimal forts F such that $x \in \mathfrak{t}(F)$, but $S \cap \mathfrak{t}(F) = \emptyset$. Given a vertex x and a set $T \subseteq V(G)$, let $d(x, T)$ denote the distance from x to T .

Assume to the contrary that the statement is not true, and let G be a graph without this property. Out of all minimum power-dominating sets of G , let S be one with the following properties:

1. The number of vertices in S which are not in the entrance of any minimal fort is minimized.
2. Subject to Property 1, S contains a vertex w which is not in the entrance of any minimal fort, but the distance from w to $A(w, S) := \bigcup_{F \in \mathfrak{R}(w, S \setminus \{w\})} \mathfrak{e}(F)$ is minimized.

Let $y \in N[w]$ be a vertex such that $d(y, A(w, S)) = d(w, A(w, S)) - 1$. We claim that $\mathfrak{R}(w, S \setminus \{w\}) \subseteq \mathfrak{C}(y)$. Indeed, for any minimal fort $F \in \mathfrak{R}(w, S \setminus \{w\})$, we must have $w \in F$ since we do not have $w \in \mathfrak{e}(F)$, and so y is adjacent to a vertex in F , giving us that $y \in \mathfrak{t}(F)$.

With this in hand, we claim that $S' = (S \setminus \{w\}) \cup \{y\}$ is a power dominating set and that $A(y, S') = A(w, S)$. Indeed, any fort $F \in \mathfrak{F} \setminus \mathfrak{R}(w, S \setminus \{w\})$ has a vertex from $S \setminus \{w\}$ in $\mathfrak{t}(F)$, while all the forts $F \in \mathfrak{R}(w, S \setminus \{w\})$ have y in $\mathfrak{t}(F)$. Thus, S' is a power dominating set, and further is minimal since $|S'| = |S| = \gamma_P(G)$. The fact that $A(y, S') = A(w, S)$ follows from the fact that

$$\mathfrak{R}(y, S' \setminus \{y\}) = \mathfrak{F} \setminus \left(\bigcup_{a \in S' \setminus \{y\}} \mathfrak{C}(a) \right) = \mathfrak{F} \setminus \left(\bigcup_{a \in S \setminus \{w\}} \mathfrak{C}(a) \right) = \mathfrak{R}(w, S \setminus \{w\}).$$

This implies that $d(y, A(y, S')) = d(y, A(w, S)) = d(w, A(w, S)) - 1$. If y is in the entrance of any minimal fort, we have a contradiction of Property 1. Otherwise, the number of vertices in S' which are not in the entrance of any minimal fort is the same as in S , but also $d(y, A(y, S')) < d(w, A(w, S))$. Therefore, S' and y contradict the minimality of the choice of S and w in Property 2. \square

4 Concluding remarks

There are still many open theoretical questions involving the cost function and maximum observance function.

The first involves an extension of Lemmas 3.4 and 3.6. Both statements show that if we have a bound on the minimum fort size of a graph, we also have a bound on the marginal observances of that graph. It is possible that a similar phenomenon happens with larger minimum fort sizes. We ask the following question.

Conjecture 4.1. *Let G be a graph. If $\underline{f}(G) \geq 4$, then $\text{MObs}(G; i) \geq 4$ for all $i \in [\gamma_P(G)]$.*

If this is true, one might ask if the seemingly natural bound $\text{MObs}(G; i) \geq \underline{f}(G)$ for all $i \in [\gamma_P(G)]$ holds. However, this is not true for all graphs. Consider the square grid graph $P_n \square P_n$ with $n > 6$ which has $\underline{f}(P_n \square P_n) = n$ by [11, Theorem 9]. A single sensor can only observe at most 6 vertices, giving us $\text{MObs}(P_n \square P_n, 1) = 6 < n = \underline{f}(P_n \square P_n)$.

The next question we would like to see answered involves computational complexity. To determine the entire cost function for a given graph G , one first needs to determine the power domination number G . It is NP-complete to determine the power domination number of a graph [8], so determining the cost function for a general graph is likely computationally difficult. However, determining the power domination number for trees can be done in linear time [8]. The known polynomial-time algorithms for finding a minimum power dominating set in a tree T strongly rely on being able to make certain locally optimal decisions that also turn out to be globally optimal. For example, if you have a vertex adjacent to two leaves in your graph, you can safely assume that this vertex appears in a minimum power dominating set. This property is not necessarily true when calculating a β -best set, or in general when calculating $\text{maxObs}(T; k)$. As such, we ask the following:

Question 4.2. *Let T be a tree. Is it NP-complete to determine $\text{maxObs}(T; k)$ for $k < \gamma_P(G)$?*

5 Acknowledgements

This project was sponsored, in part, by the Air Force Research Laboratory via the Autonomy Technology Research Center, University of Dayton, and Wright State University. This research was also supported by Air Force Office of Scientific Research labtask award 23RYCOR004.

References

- [1] B. Bjorkman, S. English, J. Koch, and A. Verga. On fragile power domination. *arXiv:2507.14620*, 2025.
- [2] Beth Bjorkman, Esther Conrad, and Mary Flag. An introduction to pmu-defect-robust power domination: Bounds, bipartites, and block graphs, 2023.
- [3] Boris Brimkov, Joshua Carlson, Illya V. Hicks, Rutvik Patel, and Logan Smith. Power domination throttling. *Theoretical Computer Science*, 795:142–153, November 2019.
- [4] F. Capitanescu. Suppressing ineffective control actions in optimal power flow problems. *IEE Generation, Transmission & Distribution*, 2020.
- [5] M. Dorfing and M. Henning. A note on power domination in grid graphs. *Discrete Appl. Math.*, 154(6):1023–1027, 2006.
- [6] C. Fast and I. Hicks. Effects of vertex degrees on the zero-forcing number and propagation time of a graph. *Discrete Appl. Math.*, 250:215–226, 2018.

- [7] Daniela Ferrero, Leslie Hogben, Franklin H. J. Kenter, and Michael Young. Note on power propagation time and lower bounds for the power domination number. *Journal of Combinatorial Optimization*, 34(3):736–741, December 2016.
- [8] T. Haynes, S. Hedetniemi, S. Hedetniemi, and M Henning. Domination in graphs applied to electric power networks. *SIAM J. Discrete Math.*, 15(4):519–529, 2002.
- [9] Independent Electricity System Operator. Estimated quantitative cost range analysis for installation of phasor measurement units (pmus) in ontario’s power system. Technical report, IESO, Ontario, Canada, 2021.
- [10] Independent Electricity System Operator. Qualitative benefit analysis of deployment of phasor measurement units (pmus) in ontario. Technical report, IESO, Ontario, Canada, 2021.
- [11] Hau-Yi Lin, Wu-Hsiung Lin, and Gerard Jennhwa Chang. The zero blocking numbers of grid graphs, 2025.
- [12] Kung-Jui Pai, Jou-Ming Chang, and Yue-Li Wang. Restricted power domination and fault-tolerant power domination on grids. *Discrete Applied Mathematics*, 158(10):1079–1089, May 2010.
- [13] IMA-ISU research group on minimum rank. Minimum rank of skew-symmetric matrices described by a graph. *Linear Algebra and its Applications*, 432(10):2457–2472, 2010.
- [14] L. Smith and I. Hicks. Optimal sensor placement in power grids: Power domination, set covering, and the neighborhoods of zero forcing forts. *arXiv:2006.03460*, 2020.
- [15] M. Stubbe. Long-term dynamics - phase ii. Technical Brochure 102, CIGRE, 1995. Convener; Working Group 38.02.08 under Study Committee C4: Power System Technical Performance.