

VisGuardian: A Lightweight Group-based Privacy Control Technique For Front Camera Data From AR Glasses in Home Environments

Shuning Zhang*

Tsinghua University
Beijing, China
zsn23@mails.tsinghua.edu.cn

Jiachen Du

Tsinghua University
Beijing, China
djc23@mails.tsinghua.edu.cn

Xinyi Fu

The Future Laboratory, Tsinghua
University
Beijing, China
fuxy@mail.tsinghua.edu.cn

Qucheng Zang*

China Academy of Art
Hangzhou, China
3190602072@caa.edu.cn

Xueyang Wang

Institute for Network Sciences and
Cyberspace
Tsinghua University
Beijing, China
wang-xy22@mails.tsinghua.edu.cn

Suranga Nanayakkara

Augmented Human Lab
National University of Singapore
Singapore, Singapore
suranga@ahlab.org

Hewu Li

Tsinghua University
Beijing, China
lihewu@cernet.edu.cn

Yongquan ‘Owen’ Hu

National University of Singapore
Singapore, Singapore
yongquanhu.work@gmail.com

Yan Kong

Tsinghua University
Beijing, China
ky21@mails.tsinghua.edu.cn

Xin Yi[†]

Tsinghua University
Beijing, China
Beijing Academy of Artificial
Intelligence
Beijing, China
yixin@tsinghua.edu.cn

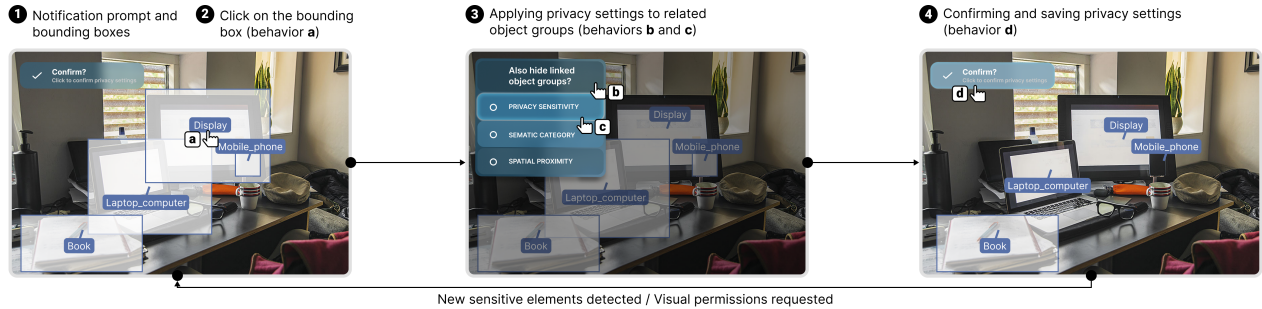


Figure 1: VisGuardian is a fine-grained permission technique for AR glasses, enabling group-based privacy management with minimal task disruption. (1) The reminding window pops up when sensitive objects of new classes are detected or when an app requests visual permissions. The streaming continues, and sensitive objects are highlighted with bounding boxes, (2) users can directly click the bounding box of different identified sensitive objects to hide or reveal them. When selected, (3) the interface pops up with the choices to obscure or reveal similar objects (including three choices based on: privacy sensitivity, object type, or spatial proximity). (4) After hiding the objects, VisGuardian remembers the users’ choice until new objects emerge or the user wants to manually change the settings.

Abstract

Always-on sensing of AI applications on AR glasses makes traditional permission techniques ill-suited for context-dependent visual data, especially within home environments. The home presents a highly challenging privacy context due to the high density of sensitive objects, and the frequent presence of non-consenting family members, and the intimate nature of daily routines, making it a critical focus area for scalable privacy control mechanisms. Existing fine-grained controls, while offering nuanced choices, are inefficient for managing multiple private objects. We propose VisGuardian, a fine-grained content-based visual permission technique for AR glasses. VisGuardian features a group-based control mechanism that enables users to efficiently manage permissions for multiple private objects. VisGuardian detects objects using YOLO and adopts a pre-classified schema to group them. By selecting a single object, users can efficiently obscure groups of related objects based on criteria including privacy sensitivity, object category, or spatial proximity. A technical evaluation shows VisGuardian achieves mAP50 of 0.6704 with only 14.0 ms latency and a 1.7% increase in battery consumption per hour. Furthermore, a user study (N=24) comparing VisGuardian to slider-based and object-based baselines found it to be significantly faster for setting permissions and was preferred by users for its efficiency, effectiveness, and ease of use.

CCS Concepts

• **Security and privacy** → **Usability in security and privacy**; **Privacy protections**; • **Computing methodologies** → *Computer vision*.

Keywords

Privacy Protection, Fine-grained Permission, Permission Control, AR Glasses, Smart Glasses

ACM Reference Format:

Shuning Zhang, Qucheng Zang, Yongquan ‘Owen’ Hu, Jiachen Du, Xueyang Wang, Yan Kong, Xinyi Fu, Suranga Nanayakkara, Xin Yi, and Hewu Li. 2026. VisGuardian: A Lightweight Group-based Privacy Control Technique For Front Camera Data From AR Glasses in Home Environments. In *Proceedings of the 2026 CHI Conference on Human Factors in Computing Systems (CHI '26)*, April 13–17, 2026, Barcelona, Spain. ACM, New York, NY, USA, 22 pages. <https://doi.org/10.1145/3772318.3790288>

1 Introduction

The landscape of head-worn wearables is rapidly evolving towards a converging paradigm of Artificial Intelligence (AI) applications on Augmented Reality (AR). While early market distinguished between “smart glasses” (e.g., Ray-Ban Meta¹), which focused on AI assistants

and capture, and “AR headsets” (e.g., HoloLens²), which focused on immersive display, recent industry innovations, exemplified by prototypes like Meta’s Orion³, point towards a unified future: wearable glasses that integrate **always-on visual sensors** with **spatial AR displays** [99, 112]. These devices⁴ leveraged advanced AI to proactively sense and interpret the user’s environment, offering an always-on interface for visual understanding [23, 141].

However, the persistent sensing capability introduces profound privacy risks, which are particularly acute within home environments. Unlike public or workplace settings, the home is a highly sensitive environment, a space for intimate family moments [131], private routines [29], and sensitive personal data [70]. Furthermore, the frequent co-presence of bystanders [81] (e.g., family members, guests) complicates the ethics and logistics of consent for continuous data collection. The home, therefore, represents a critical high-risk context that demands robust visual privacy controls.

The privacy risks extend beyond inadvertent data leakage. A **primary threat that motivates our work emerges from semi-trusted applications that provide services to the user but may extract and leak their private information**. This information could also be exploited for user profiling or targeted advertising, thereby compromising user privacy. Prior research has demonstrated that sensitive attributes, such as a user’s gender [133, 139], behavioral characteristics [16, 50], and emotional state [49], can be inferred in real time from the data captured by these visual sensors. For example, continuous sensing via the front camera could track a user’s dietary habits from what they eat for breakfast, infer their emotional state from their facial expressions during a video call with a family member, or reveal their lifestyle habits from the books and documents on their desk.

While permission systems are the standard data control mechanism for AI applications on AR glasses [43, 89], their design is inadequate for the continuous data collection paradigm introduced by these devices [3]. These sensors create a heightened privacy-utility tension, where the binary “all-or-nothing” nature of permissions forces an untenable choice [35, 58], a decision further complicated by users’ poor comprehension of the implications [56, 59, 77].

Prior work has attempted to provide granular control [3, 115]. One stream of research focuses on multi-level settings [3, 10, 87] to move beyond simple binary choices. While these methods, such as privacy sliders, acknowledge the privacy-utility trade-off, they often lack the expressiveness to manage specific contextual objects and can impose a high cognitive load on users. Another stream of research involves automatic control paradigms [103, 111] that configure protection policies or shutter cameras without user intervention. However, these paradigms did not consider users’ preferences regarding privacy-utility trade-offs, and may compromise the task utility through shuttering the whole camera [111]. The third stream enables direct data access control [6, 55, 69, 100, 115]. These approaches offer great precision, evolving from manual policy configuration [69] to automatic detection based on user selections [115]. However, they often require users to manage permissions on an object-by-object basis. This approach, especially when systems are

^{*}Equal contribution.

[†]Corresponding author.

¹<https://www.meta.com/ai-glasses/ray-ban-meta/>



This work is licensed under a Creative Commons Attribution 4.0 International License. CHI '26, Barcelona, Spain

© 2026 Copyright held by the owner/author(s).

ACM ISBN 979-8-4007-2278-3/2026/04

<https://doi.org/10.1145/3772318.3790288>

²<https://learn.microsoft.com/en-us/hololens/hololens-commercial-features>

³<https://about.fb.com/news/2024/09/introducing-orion-our-first-true-augmented-reality-glasses/>

⁴We used AR glasses to denote these devices in the latter sections of the paper.

designed around single salient objects such as credit cards [115], does not scale well to complex scenarios, leading to high interaction costs. Therefore, a critical research gap exists for a technique that provides **fine-grained, content-based control through a low-cost, scalable interaction metaphor**.

To address this gap, we present VisGuardian, a content-based permission technique that introduces a group-based control mechanism to streamline privacy management for the data captured by the front cameras of AR glasses. Adhering to the principle of privacy-by-design [25], VisGuardian first automatically detects and sanitizes sensitive objects (e.g., documents and screens) by default. To minimize the interaction cost of subsequent user adjustments, VisGuardian allows users to select a single detected instance and apply permission settings across an entire group of semantically or spatially related items. These groups are pre-defined along attributes such as privacy sensitivity, object category, or spatial proximity. To facilitate control, VisGuardian renders in-situ semi-transparent overlays on detected objects, enabling users to anonymize or de-anonymize by directly clicking on the detected objects. We envision VisGuardian as a system-level service designed to enforce unified privacy controls across diverse applications.

Technically, VisGuardian modifies the captured real-time video stream to sanitize salient objects. We chose YOLOv10 [117], which is both efficient and effective, and fine-tuned this model on a hybrid dataset containing private objects such as people, driver's licenses, and underwear. The dataset was selected from a combination of LVIS [44] and COCO train set [78, 79], focusing on privacy-related objects. The sanitization process was implemented by visually occluding the detected objects. This approach was chosen for its computational efficiency, which is critical for real-time processing on AR glasses, and because prior work indicates that users find direct occlusion clearer and less ambiguous than partial blurring techniques [73, 116]. VisGuardian sanitizes all sensitive objects by default and remembers the user's settings for each category within an application. In a technical evaluation on combination of COCO and LVIS test sets, VisGuardian showed comparable detection precision (0.6704) to other candidate architectures such as Faster RCNN (0.5560), YOLO-World (0.4080), and Detectron (0.5701). Additionally, VisGuardian operates with an on-device latency of 14.0 ms and maintains smooth operation at 4 FPS, resulting in only a 1.7% increase in hourly battery consumption compared to the baseline.

Finally, we conducted a user study (N=24) comparing VisGuardian with two representative baselines: a slider-based control technique [3] and an object-selection-based control technique [115]. The study was set within a simulated home environment, reflecting typical usage of AR glasses [11, 12, 80, 111]. It included **daily health monitoring, household and lifestyle management, social interaction, and multimodal learning and work assistance** scenarios to evaluate how VisGuardian facilitates the privacy-utility trade-off in practice. We found that VisGuardian enabled users to complete their tasks effectively, was significantly faster and easier for managing permissions, and received higher user satisfaction ratings. In summary, the contributions of this work are threefold:

- We conceptualized and designed VisGuardian, a **group-based fine-grained visual privacy control technique** on AR glasses.

- We demonstrated the **on-device technical feasibility** of VisGuardian, with real-time latency of 14.0ms and a 1.7% increase in hourly battery consumption.

- We provide **empirical evidence** on how users balance privacy and utility, and reduce control efforts using a group-based fine-grained control technique.

2 Background & Related Work

Privacy issues and permission systems for AR glasses are important topics in the Human-Computer Interaction (HCI) community [90, 92, 115]. To situate our work, we first synthesize research on privacy challenges and implications associated with AR glasses. We then elaborate on past permission system designs, especially summarizing advancements in automatic permission control fine-grained permission systems. Finally, we synthesize the privacy categorization works in home environments to develop a taxonomy for our paper.

2.1 Privacy Challenges and Implications in AR Glasses

The pervasive and always-on visual sensing capabilities of AR glasses introduce severe privacy risks that extend beyond the wearer [46, 106] to bystanders [17, 32, 62, 126] and the surrounding environment [46, 65]. These risks are magnified by the rich semantic details inherent in high-fidelity visual data, which can inadvertently expose sensitive information ranging from personal attributes and preferences [22, 65] to data captured via gaze cues [75, 120], often without the awareness of those being recorded [34, 61]. Expert insights further warn that such detailed real-time XR data facilitates not only personal identification but also the prediction of private conditions, potentially trapping users in polarized “filter bubbles” [4]. **Because these privacy threats stem primarily from the captured content itself, addressing them requires mechanisms that operate effectively at the object level rather than merely controlling the sensor hardware.**

Furthermore, the privacy expectations for AR are highly context-dependent and granular. Empirical research has classified AR sensing privacy by factors such as nudity, data quantification risks, and confidentiality [2]. Gallardo et al. [42] further cataloged user discomfort regarding specific data types, such as facial images and voiceprints, noting that users' privacy preferences vary across different sensitive inputs. This complexity implies that a simple “camera-off” switch may compromise the device's utility, creating a tension between privacy and functionality. **Consequently, static or binary permission models are insufficient. Instead, a dynamic, fine-grained control mechanism is required to allow users to navigate these complex trade-offs by selectively managing specific sensitive objects.**

To mitigate these threats, prior research has explored various countermeasures. Initial approaches focused on high-level controls, such as context-based camera controls [57, 107, 111] or abstracting visual data into semantic tags [7, 8]. However, they often fall short of providing users with fine-grained, content-based control in real time. More recent work has investigated using user-defined gestures for smart glasses' privacy protection [139], or copilot agents for managing photo sharing [85]. While they advanced user's control,

these methods do not fully address the continuous and dynamic nature of visual sensors on AR glasses. **This highlights the lack of an interaction metaphor that combines the precision of fine-grained control with the efficiency required for daily use, a gap our work resolves.**

2.2 Privacy Permission Designs and Systems

As AR devices evolve from specialized tools to always-on consumer products, the paradigm for privacy control has shifted. Traditional static permission models (e.g., install-time permission) [36, 37] and broad contextual cues (e.g., location or activity) [13, 41, 122] are increasingly insufficient for the continuous, visual nature of AR [42, 102]. AI applications introduced further complexity to this landscape, where the data usage were highly unpredictable. In response to this evolving landscape, past literature has focused on designing granular, dynamic privacy systems, which we categorize into three approaches: **automated context-aware protection**, **policy-driven frameworks** and **interaction-based control**.

Automated Context-aware Protection To minimize user burden, prior research has explored on automating privacy protection through computer vision (CV) and sensor fusion. Systems like *PrivacEye* [111] and work by Jung et al. [57] utilize eye tracking or thermal features to automatically disable cameras. **However, in home environments, sensitive objects often coexist with task-essential elements. Completely disabling the camera is therefore unsuitable, as it hinders task completion.** For lifelogging or in shared spaces, automated techniques have been proposed to detect and blur screens [64], bystanders [31, 48] or faces [127]. **While these techniques informed our approach, they target specific object category, offering limited exploration into the multiple objects' detection and interactive control in home environments.** Wijesekera et al. [121, 122] advanced dynamic permission prediction and adaptation based on user preferences. **However, their context-aware adaptations operates primarily at the sensor level, under-exploring the need for contend-based control in continuously visual streams.**

Policy-Driven Frameworks Policy-driven frameworks seek to structure control through pre-defined rules. The foundational work on *World-Driven Access Control* by Roesner et al. [103] linked access policies to physical objects via markers (e.g., via QR codes or visual markers), allowing objects to “declare” their own privacy policies. **Yet, relying on physical markers is impractical in dynamic home settings due to the high setup cost and the difficulty of tagging moving objects (e.g., people).** Similar work by Jana et al. [55] proposed abstracting sensor data (e.g., skeletons). **However, such abstractions limit utility when AI applications require reasoning based on contextual details.** Frameworks like Erebus [60] enable fine-grained control through developer-defined, user-modifiable policies. **Nevertheless, the requisite need for users to modify permissions via a companion app is unnatural for the AR environment, especially during continuous AI application usage. The black-box nature of AI applications also makes it difficult for developers to pre-define object-level access requirements.** Recent work has also explored multi-user scenarios. Rajaram et al. explored negotiation interfaces [97] and equilibrium models [98] to balance conflicting privacy needs in

shared AR spaces. **Different from the multi-user focus, we target at the object-level trade-offs between privacy and utility especially in AI application usage scenarios.**

Interaction-Based Control To bridge the gap between automation and rigid policies, recent HCI research has explored metaphors for direct user control. This exploration centers on two interaction patterns: abstract level control and instance-level control. For **abstract level control**, systems simplify choices by offering high-level abstractions, such as privacy sliders to balance privacy and utility [3, 87] or defining sensitive context categories [2]. While efficient, these abstract controls often lack the granularity to distinguish between specific objects within the same scene (e.g., blocking a *confidential document* while sharing a *book*). For **instance-level control**, the most granular approach allows users to explicitly mark specific regions or objects. Prior work has explored this through various modalities: marking 2D/3D surfaces [100] or identifying objects for redaction [85, 115]. While the visual metaphor of “bounding boxes” or “visual markers” for control is established [27, 76, 100, 103], previous work required users to manage privacy on a *per-object* or *per-pixel* basis. **This per-object interaction [115] faces limitations in home environments, where AI applications reason on multiple contextual objects, leading to high user control overhead.**

Therefore, there remains a lack of an interaction metaphor that combines the *granularity* of object-level control [100, 115] while improving *efficiency*. VisGuardian addresses this by introducing a **group-based** control mechanism, allowing users to leverage semantic grouping to manage multiple related objects simultaneously.

2.3 Role-based Access Control and Attribute-based Access Control

Foundational research in access control began with the Role-Based Access Control (RBAC) model. Ferraiolo et al. [38, 39] developed the standard for RBAC to unify authorization policies, facilitating scalable administration. In modern smart home contexts, researchers have adapted RBAC to handle dynamic risks, such as Abusini et al.'s risk-based model [5] and Ameer et al.'s hybrid role-centric models [9]. While RBAC provides administrative efficiency through role grouping, its role assignment is ill-suited for the dynamic usage context of AI-based applications in home. VisGuardian adopts the RBAC's philosophy of efficiency by allowing users to manage groups of objects rather than individual instances.

To address the flexibility limitations of RBAC, Attribute-Based Access Control (ABAC) was introduced to evaluate authorization based on subject, object and environmental attributes [51, 52]. Kuhn et al. [66] and Yuan et al. [130] demonstrated that combining RBAC with ABAC attributes substantially enhances scalability and flexibility for distributed applications. VisGuardian operationalizes ABAC by translating attributes—specifically object category, privacy sensitivity, and spatial proximity—into a user-facing interaction metaphor, making complex attribute-based rules visually manageable for end-users.

Recent work has further extended ABAC to address specific privacy and context-aware challenges in IoT and cloud environments. Smari et al. [108] and Ed et al. [33] integrated trust and

Table 1: Comparison of visual privacy control techniques in related literature. For detection object, if it is written like “person only” or “screen only”, they are targeted only to detect and redact person or screen. Otherwise, if it is said as “object-level”, the permission or control is meant to be applied at the object level.

Paper	Year	User-Centric	D etection & Interac- tion Pattern	Detect Objects & Granularity	Device	Scenario	On-Device
Jana et al. [55]	2013	Yes	Policy-based	Object	AR Glasses	General	Yes
Ye et al. [127]	2014	Yes	Policy-based	Person only	Smart Glasses	Lifelogging	Not specified
Roesner et al. [103]	2014	No	World-driven	Object	Camera	General	Yes
Jung et al. [57]	2014	No	Temperature	Person only	Camera	Social	Yes
Korayem et al. [64]	2016	No	Visual feature	Screen only	Wearables	Lifelogging	Yes
Raval et al. [100]	2016	Yes	Object	Object	Mobile	General	Yes
Steil et al. [111]	2019	No	Visual feature	Sensor	Smart Glasses	General	Yes
Aiordăchioae et al. [8]	2019	Yes	Visual feature	Sensor	Smart Glasses	Lifelogging	No
Hasan et al. [48]	2020	No	Visual feature	Sensor	Camera	Photos	Not specified
Corbett et al. [31]	2023	No	Visual/Audio/Gaze	Bystander	AR Glasses	General	Yes
Kim et al. [60]	2023	Yes	Policy-based	Object	AR Glasses	General	Yes
Nair et al. [87]	2023	Yes	Policy-based	Person only	VR Glasses	General	Yes
Venugopalan et al. [115]	2024	Yes	Object	Object	Mobile	General	Partial
Abraham et al. [3]	2024	Yes	Slider-based	Sensor	AR Glasses	General	Not Specified
Monteiro et al. [85]	2025	Yes	Object	Object	Mobile Camera	Image Share	No
Rajaram et al. [98]	2025	Yes	Negotiation	Person only	AR Glasses	Multi-user	Not Specified
VisGuardian	–	Yes	Group-based	Object	AR Glasses	Home	Yes

privacy requirements directly into ABAC models. Others have focused on dynamic environments, such as Kolter et al.’s user-defined privacy rules [63], Van et al.’s context-aware “Break Glass” architecture [114], and granular filtering frameworks for cloud and IoT proposed by Son et al. [109] and Bhatt et al. [18]. Unlike these systems which focus on network-level policy enforcement or automated filtering, VisGuardian bridges the gap between application-wise privacy attributes and control, empowering users to negotiate these privacy-utility trade-offs.

2.4 Privacy Categorization

To manage visual privacy risks, research focused on defining and categorizing sensitive visual content. Li et al. [73] synthesized prior work to propose foundational categories such as identity, nudity and impression management, later refining them [74] in the context of photo sharing to include granular concepts like irresponsible behavior and medically sensitive content. From a data-centric perspective, Orekondy et al. [94] identified 67 categories of private information in visual datasets, later organizing them into broad classes of textual (e.g. names, addresses), visual (e.g., faces, license plates) and multimodal information (e.g., credit cards) [93].

Other frameworks have been developed for specific contexts, such as the privacy classification by Wang et al. [118] for Activities of Daily Living (ADLs) which distinguishes between biometric identification and societal information. Similarly, Yu et al. [129] introduced a hierarchical framework categorizing content as personalized, adult and common. Collectively, these evolving framework highlight the diverse and context-dependent nature of sensitive content, which we operationalized as machine-detectable private objects (e.g., faces, ID cards, documents) for detection.

3 Visual Private Objects’ Categorization Framework In Home Environments

To enable efficient and intuitive content-based privacy control, we propose a structured classification framework for sensitive visual information. This framework is theoretically grounded in established access control models. Specifically, we adopt the administrative efficiency philosophy of RBAC [38, 39] by allowing users to manage groups of private objects rather than individual instances. Furthermore, to address the dynamic and contextual nature of augmented reality in home environments, our framework operationalizes ABAC [51, 52, 130] by translating three core attributes—privacy sensitivity, object category, and spatial proximity—into a user-manageable interaction metaphor.

We synthesized prior established taxonomies of visual privacy [73, 93, 94, 119] to construct a foundation of detectable privacy objects (see Table 2). These are objects that can be computationally identified by detection models (e.g., YOLO [28]). The initial list was derived from a literature review [73, 74, 93, 94, 118, 129], with the addition of emerging, high-risk objects like smartphones and laptops. We acknowledge that some privacy concepts (e.g., “drunk”) are actions or states, not physical objects. These are mapped to detectable object proxies with similar privacy implications (e.g., *drunk* is represented by *beer* or *alcohol*, *partial nudity* and *tattoos* are mapped to *person*). One author conducted this mapping, and the other authors checked and resolved potential disagreements. The complete list and their subsequent groupings are shown in Table 2.

As prior work in HCI and privacy suggests that users’ mental models of privacy are inherently contextual [91, 118], our three core dimensions are designed to capture common contextual rules and align with user expectations for a group-based control mechanism. We defined the three dimensions for attribute-based control as follows:

Table 2: Taxonomy of visual privacy objects and their risk categories. We mapped theoretical categorizations from prior work (representative objects) to the specific instances (evaluated instances), risk levels, and spatial contexts. Text in green denotes objects added compared to prior work.

Category	Subcategory	Representative Objects	Evaluated Instances	Risk	Space	Type
Identity-Related	Human Face	Identifiable/Partial face [73, 93]	person	High	Personal	Personal Marker
	Body Parts	Fingerprints, Tattoos [93]	N/A	-	-	
	Clothing	Uniforms, Logos [74, 129]	underwear	High	Personal	Clothes
			swimsuit	Med	Activity	Clothes
			legging, pajamas, skirt	Low	Bedroom	Clothes
	Accessories	Glasses, Watches [94]	jewelry	High	Personal	Digital
			badge	Low	Office	Personal Marker
	Documents	Passports, ID Cards [93], Vehicle plates [74]	license plate	Med	Activity	Others
			ID card, checkbook, signed document	Med	Office	Personal Marker
	Location-Based	Home Spaces	Furniture, Bedrooms [74]	toilet	Med	Bathroom
			file cabinet, book	Low	Office	Appendences
Physical Traits	Health	Medicine, Devices [73]	medicine	High	Living	Others
			wheelchair	Medium	Bath	Safety
	Facial Expr.	Crying, Forced smiles [73]	Implicit in ‘person’	-	-	-
	Nudity	Partial nudity [74]	Implicit in ‘underwear’	-	-	-
Digital & Textual	Digital Devices	Smart phone, laptop	mobile phone	Med	Personal	Digital
			laptop computer	Med	Activity	Digital
	Identity Texts	Names, Emails, Phone [94]	Content on screens	Med	-	-
	Sensitive Docs	Receipts, Statements [74]	calendar	Med	Office	Others
Safety & Social	Safety	Smoking, Drinking, Weapons [74, 94]	gun, drunk	Med	Activity	Safety
	Valuables	Jewelry, Cash [93]	See ‘Accessories’	-	-	-

- **Privacy Sensitivity:** This dimension categorizes objects based on their potential for harm of personal information disclosure [118]. It allows users to enforce broad authorization policies, such as “hide all high-sensitivity items”. We adopted the base sensitivity rating scores from prior work [118], with experimenters empirically determined the sensitivity of new or uncategorized objects through collaborative discussion.

- **Object Category:** This dimension groups objects based on conceptual or categorical similarity, aligning with how users understand and categorize their environment (e.g., “hide all documents” or “hide all screens”) [73, 93, 118]. For instance, all screen-like objects (*laptop*, *mobile phone*) are grouped together, as are all forms of identification (*ID card*, *passport*). In this work, objects correspond to the 7 object type groups detailed in Table 2.

- **Spatial Proximity:** This dimension groups objects based on their physical location or spatial context, enabling users to apply rules according to their immediate environment, such as “hide objects in the office space.” This is particularly relevant for AR systems due to their constant context changes. The five spatial groups are mapped in Table 2.

To categorize objects not covered by prior works [93, 94, 118], two authors collaboratively developed the classifications of all three dimensions (*Privacy Sensitivity*, *Object Category*, and *Spatial Proximity*). The researchers independently coded the objects and then met to discuss and resolve discrepancies. Disagreements were resolved through iterative discussions.

4 Design of VisGuardian

4.1 Design Goals

In AR, the continuous nature of visual sensing for AI applications requires content-based privacy management and real-time asynchronous user control. These distinct challenges motivate the following design goals:

DG1: Content-based Permission Management Since AI applications on AR glasses continuously track the user’s environment, privacy permissions should be context-sensitive, focusing on the content being captured. Unlike conventional privacy settings that

may only control access to data sources (e.g., sensors), content-based permissions should determine what types of visual information (e.g., faces, sensitive objects, or locations) can be processed, stored or shared.

DG2: Continuous and Non-intrusive Permission Feedback

Due to the always-on nature of visual sensing, users should receive continuous, non-intrusive and asynchronous feedback on their privacy settings. This feedback should indicate when specific content is being captured or processed, enabling users to modify permissions dynamically without interrupting the ongoing activity. This real-time awareness is different from traditional privacy permissions [37], which offer static controls without granular, real-time awareness.

DG3: Proactive Protective Design

AR glasses should feature proactive access control without needing users' repetitive actions. For example, with changing environments, the system should apply previous settings as defaults, while providing alerts about emerging private objects, complying with the privacy-by-design principle [67].

DG4: Achieving Asynchronous Transparent Control

To avoid user fatigue, especially in continuous sensing scenarios, real-time control over visual data should be non-intrusive. Instead of requiring users to directly intervene in every moment of data capture, VisGuardian should allow for broad, pre-configured privacy preferences. These preferences should operate asynchronously, automatically adapting to varying contexts, thereby reducing the need for constant user attention.

4.2 Overview of VisGuardian

VisGuardian is designed to enhance traditional sensor-based permissions by introducing a content-based permission framework, automatically suggesting group-based control. VisGuardian also remembers users' choices, similar to runtime privacy notices [71].

As shown in Figures 1 and 2, VisGuardian employs an on-device object detection mechanism and adaptively groups objects based on the proposed privacy categorization framework. All detected privacy objects are sanitized initially, adhering to the privacy-by-design principle [25, 26]. It allows users to actively choose to hide or reveal identified private objects before sharing them with AI-powered applications. In this context, the user's action to hide an object serves as a direct command for VisGuardian to apply its sanitization process (i.e., occluding the object with an opaque overlay) on the specific private object in the video stream. It further prompts users with group-based selections to reduce the effort required for user-initiated modifications. When users manipulate objects, VisGuardian automatically sanitizes the corresponding objects in the video stream in the background. The processed frames are shown to the users in real time and sent to the AI-empowered application. VisGuardian also remembers users' past selections and will default to these remembered settings until new objects emerged or users change the setting. This approach ensures that users can efficiently protect sensitive visual information while maintaining a smooth task experience.

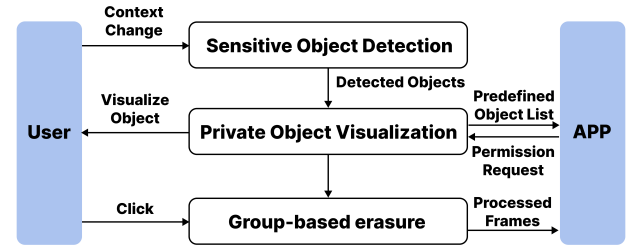


Figure 2: The system flow of VisGuardian, where the processed video would be sent to the app upon users' group-based control. VisGuardian checks for privacy-sensitive content before the app has access to a video stream.

4.3 Interaction Design

VisGuardian features a minimalist design to enable real-time, continuous content-based permission management. The permission interface automatically pops up upon users putting on the AR glasses, allowing them to select from multiple permission settings (see Figure 1 ②), similar to runtime privacy notices [104]. We adopted a peripheral pop-up instead of direct pop-ups [86, 88] or screen overlays to provide a non-intrusive, asynchronous experience that does not interfere with the user's current view or task. Upon activation, different permission settings are previewed, with the initial selection causing the preview to overlay on the original video stream [95], clearly indicating the applied privacy protection.

While default settings are in place, users have different controls through simple interactions. Users can tap, point, or select individual or multiple detected objects. This will trigger a panel prompting users to select from one or multiple groups (i.e., *privacy sensitivity*, *object category* and *spatial proximity* group), where users choose whether or not to hide other similar objects. Users can choose to erase the corresponding groups based on privacy sensitivity, object category, or spatial proximity, as outlined in Section 3. For example, if a user selects to erase underwear, then objects with the same category (e.g., clothes), the objects with the same proximity range (e.g., those commonly appearing in bedrooms), and the objects with similar sensitivity, (e.g., person) will form three groups respectively. The user can click to automatically erase the objects in the whole group. We chose directly obscuring rather than only blurring, as prior work indicates that users find direct occlusion clearer, less ambiguous, and more trustworthy than partial blurring techniques [116].

When selected, the grouped objects are highlighted to emphasize the applied privacy protections [53]. Users can select one or more on the displayed panel. This design prioritizes simplicity, relying on basic interactions like tapping and pointing [128]. The preview updates dynamically according to users' movements. However, if users select individual objects or object groups, the preview will pause briefly until the selection is complete. Once confirmed, VisGuardian will update the view to reflect the selected privacy settings, ensuring synchronization with the user's viewpoint (see Figure 1 ④). Upon finalizing their selection, users can continue with other tasks, while the interface minimize to a peripheral bar. The interface will

reappear under the following conditions: (1) VisGuardian detects a new object that conflicts with the current settings or requires user input for further control, or (2) users proactively click on the bar to adjust their settings.

4.4 Interface Design

VisGuardian’s interface mimics runtime permission choices [37], thereby reducing learning cost. The interface emphasizes clarity and ease of interaction. Upon activation of the camera sensor, VisGuardian presents a preview of the recorded interface with all private objects anonymized, where users can interact to de-anonymize objects. These anonymized objects are dynamically rendered as overlays on the preview, enabling real-time feedback. Changes made through users’ interactions are immediately reflected in the preview as overlays or not overlays, providing real-time visual feedback.

5 Implementation of VisGuardian

We used the Mixed Reality Toolkit (MRTK) [84], and MRTK-UI to develop VisGuardian’s interfaces. Specifically, the group-selection panel was implemented using MRTK’s PressableButton prefabs and scripted to always face the user, ensuring clear visibility and accessibility during interaction. We used Universal Windows Platform (UWP) for controlling the permissions on the specific AR device, which provides access to system-level APIs, facilitating the control of camera recordings. We used the Sentsis [113] library and the Burst compiler for neural network-related processing. VisGuardian consists of two modules: it first detects salient objects continuously, and then adaptively adopts sanitization algorithms on the video stream.

5.1 Continuous Saliency Object Detection and Understanding in Videos

Numerous models have the capability to perform object detection and understanding [101, 117]. Since the focus of this paper is on content-based permission setting rather than benchmarking object detection algorithms, we prioritized the **latency and size** of the models. Because sensitive content was already categorized in previous works [118, 123] and in this paper (Section 3), we considered both open-set [28] and closed-set [101, 117] detection models. Among open-set detection models, YOLO-World has the lowest latency and highest accuracy. Among closed-set detection models, YOLOv10 has the least latency and highest accuracy. Given that YOLO-World is several times larger than YOLOv10 and that our visual privacy objects are clearly scoped, we chose YOLOv10. As YOLOv10 was previously trained on the COCO dataset [79], this model was not curated for privacy detection. To enable it to detect and understand privacy objects, we fine-tuned YOLOv10 on COCO and LVIS dataset [44], which contained images with all the private object categories needed for this paper. We selected the labels according to the objects listed in Table 2. The mapping from object category to labels in the dataset were manually set by two authors, with intermittent discussions to resolve discrepancy (see Appendix B for the label details and distribution). We utilized all the training data with specific private objects and the corresponding labels for training. We set the hyperparameters as in Table 3.

The comparison of YOLOv10 and other models in the aspect of efficiency and accuracy was verified in Section 6.

Table 3: Hyperparameter settings for our selected technique.

lr0	lrf	momentum	weight_decay	warmup_epochs
0.01	0.01	0.937	0.0005	3.0
warmup_mom.	warmup_bias_lr	box	cls	dfl
0.8	0.1	7.5	0.5	1.5

5.2 Sanitization Implementation

To ensure privacy, our sanitization process is based on visual occlusion. This process is applied after object detection, targeting the bounding boxes that enclose salient objects (see Section 5.1). The occlusion is achieved by dynamically generating a primitive Quad mesh in the 3D space that precisely covers the area of the detected object from the user’s perspective. The four corner points of the object’s bounding box are first projected into the world space. A Quad is then created at the center of these points. Its scale is adjusted to match the width and height calculated from the corner positions, ensuring it fully covers the sensitive object.

To make the occlusion visually informative yet non-distracting, the material applied to the Quad uses a non-transparent shader. We extract the texture of the detected object from the video frame and apply it to the Quad. This technique effectively freezes the object’s appearance at the moment of detection, hiding any subsequent changes or sensitive details while still providing context to the user about what is being hidden. This method is computationally lightweight compared to real-time blurring shaders, making it ideal for resource-constrained devices like ARs.

6 Technical Evaluation

We evaluated system efficiency and accuracy using the open-source LVIS [44] and COCO [79] datasets. These were selected as they are common benchmarks [115], contained the specific privacy objects relevant to this paper, and provided sufficient data for model training. This precluded the need for larger datasets like Object365 [105] or specialized ones such as PA-HMDB51 [123].

We tested several model architectures. We included a Faster R-CNN based model utilizing a ResNet50 backbone, chosen over VGG to reduce parameter size and over MobileNet to enhance accuracy. Furthermore, various models from the YOLO family, including advanced versions like YOLOv10, were evaluated across different scales (nano to medium) to assess performance trade-offs. For comparative purposes, we also tested an open-world detection model.

For training, we empirically optimized learning rate using line search and set all hyperparameters as default. To ensure result robustness, each model variant was trained three times independently using different random seeds. Evaluation encompassed accuracy metrics (precision, recall, mAP@IoU=0.5, mAP@IoU=[0.5,0.95]) and efficiency metrics (model size, latency). Inference latency was measured on a server equipped with an Nvidia A10 GPU (24GB). Table 4 shows the results of this evaluation.

The selection process prioritizes efficiency and detection accuracy. Based on this, the Faster R-CNN (ResNet50) exhibits both excessive latency (59.00 ms) and a prohibitive model size (42.0 M),

Table 4: Performance of different models. The latency was measured on the server. Model size is reported in million parameters (M). mAP50-95 denotes mAP@IoU=[0.5, 0.95]. mAP50 denotes mAP@IoU=0.5.

Model	Precision	Recall	mAP50	mAP50-95	Latency (ms)	Model Size (M)
FasterRCNN (ResNet50)	0.6501	0.5570	0.6122	0.4398	59.00	42.0
Yolov8s-worldv2	0.6658	0.5251	0.5608	0.4406	26.50	12.8
Yolov10n	0.6704	0.5360	0.5987	0.4455	4.38	2.3
Yolov10s	0.6914	0.6089	0.6641	0.5067	19.16	7.2
Yolov10m	0.7120	0.6095	0.6734	0.5171	22.66	15.4

rendering it impractical. Similarly, YOLOv10m, despite achieving the highest mAP scores, presents challenges with its large size (15.4 M) and relatively higher latency (22.66 ms) compared to smaller YOLO variants. The YOLOv8s-worldv2 model, while smaller than Faster R-CNN or YOLOv10m, has a substantially lower mAP50 accuracy (0.5608), less competitive latency (26.50 ms) and size (12.8 M) compared to YOLOv10n.

The decision consequently focuses on YOLOv10n versus YOLOv10s. YOLOv10s offers a notable improvement in accuracy (e.g., mAP50: 0.6641 vs 0.5987). However, this comes with a substantially larger model size (7.2 M vs 2.3 M). In contrast, YOLOv10n provides the lowest latency (4.38 ms) and smallest model size (2.3 M), which is crucial for the interaction on AR devices. While its accuracy is slightly lower than YOLOv10s, it remains competitive and robust. **Therefore, we selected YOLOv10n, as it presented the optimal trade-off, balancing strong performance with the minimal resources required for deployment.**

7 User Evaluation in Real-World Scenarios with AR Glasses

We conducted a study to evaluate VisGuardian against representative fine-grained control methods. We hypothesized that VisGuardian’s group-based mechanism is more efficient (H1), requiring less time and fewer interactions to configure, and would be perceived as more usable (H2), resulting in lower workload and higher user satisfaction than baseline methods.

7.1 Participants and Apparatus

This IRB-approved study recruited 24 participants (13 male, 11 female) with a mean age of 24.5 (SD=4.6, age ranging from 18 to 35) by distributing the questionnaire on Wechat and the Xiaohongshu (Redbook). We adopted a Hololens 2 for the experiment. We carried out the experiment in a decorated home environment with a bedroom, study, living room, kitchen, and bathrooms (see Figure 3), with preset privacy elements to avoid ethical concerns caused by users bringing their own private objects. Each participant was compensated 100 RMB, according to the local wage standard.

7.2 Experiment Design

To evaluate the efficiency of VisGuardian’s group-based mechanism, we conducted a within-subjects study comparing it against two representative user-centric baselines: *Object-based* (derived from Aragorn [115]) and *Slider-based* (derived from Abraham et al. [3]). These were selected for the specific problem of fine-grained, user-initiated management. While these designs primarily address data



Figure 3: The home environment where we conducted the experiment.

fidelity and availability, our study adapts their mechanisms (i.e., individual object selection and slider-based control) to the specific context of preventing the capture of perceived private objects. We excluded other paradigms for the following reasons: (1) **Binary controls** [54, 78] were excluded due to insufficient granularity for trade-off decisions, (2) **Policy-based systems** [60, 103] were excluded as configuring policies for each object causes high cost for users, and setting policies by experimenters omit the personalized privacy-utility trade-offs, (3) **Sensor-level automatic systems** [111] were excluded as it did not feature object-level control for privacy-utility trade-offs, (4) **Object-detection systems** [31, 48, 55, 127] were excluded as they scoped to detect humans or specific objects rather than general household objects, and (5) **RBAC/ABAC** [18, 109] frameworks were excluded as they focus on policy enforcement architectures rather than interaction metaphors. The tested conditions were:

VisGuardian: We implement VisGuardian as described in Section 5.

Object-based: To represent the paradigm of object manipulation, we designed a baseline conceptually derived from systems like Aragorn [115]. While Aragorn focused on managing one salient object, we enhanced this baseline to support the detection and selection of multiple objects simultaneously. In this condition, users could permit any number of objects but had to do so one by one. This facilitates the evaluation of VisGuardian’s grouping mechanism.

Slider-based: We implemented a baseline inspired by the multi-level control paradigm, such as the ‘slider w/ image’ setting in Abraham et al [3]. The relative sensitivity of the objects were determined following the survey in previous work [118]. The leftmost point corresponded to considering most about privacy (i.e., blurring all private objects) and the rightmost point corresponded to considering least about privacy (i.e., only blurring the most private objects)⁵. This approach contrasts with object-based methods by abstracting control from direct object manipulation.

⁵See Appendix E for detailed descriptions of the mapping.

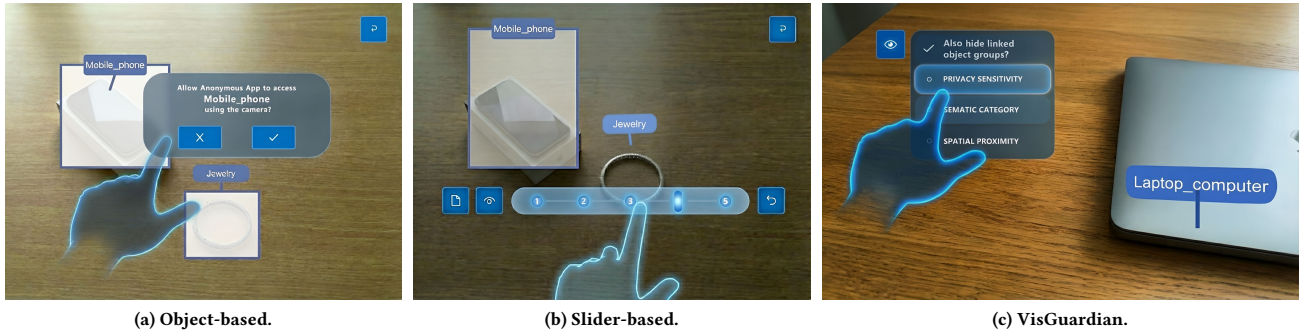


Figure 4: The illustration for different techniques.

We selected 12 specific tasks divided across four representative domestic scenarios (see Table 5). These scenarios were grounded in prior literature on domestic privacy and AR utility [11, 12, 80, 111]. The tasks were iteratively refined by six researchers to ensuring they realistically necessitated AR and AI applications' assistance while presenting distinct privacy risks. Participants performed tasks simulating daily routines within a home setting by reading the task prompt, immersing themselves in the scenario and using AR to execute the corresponding actions (see Figure 5).

Table 5: Detailed breakdown of the 12 experimental tasks across four domestic scenarios. Each scenario consists of three distinct tasks designed to introduce specific privacy risks and AR interaction needs.

Scenario	Task	Task Description
Daily Health & Behavior	1. Morning Check-up	Analyzing facial features in a bathroom mirror to assess mental state and suggest care routines.
	2. Dietary Monitor	Recognizing food types and intake amounts during meals to offer nutritional advice.
	3. Sedentary Alert	Monitoring posture and screen focus during work to suggest physical breaks.
Household & Lifestyle	4. Cooking Assistant	Identifying ingredients and tools to guide culinary steps and recipes.
	5. Cleaning Guide	Detecting dirty areas (e.g., stains) and recommending cleaning tools/steps.
	6. Inventory Check	Scanning refrigerator contents to track stock and identify expiring items.
Social Interaction	7. Guest Insight	Analyzing a guest's facial expressions during a house party for advise on social etiquette.
	8. Conversation Aid	Monitoring tone and engagement in a 1-on-1 private chat to improve communication.
	9. Interaction Summary	Generating a post-event report on a social event happened in the home.
Work Assistance	10. Schedule Sync	Visualizing calendar events and to-do lists on the desk surface.
	11. Meeting Scribe	Recording audio/video of a remote meeting to extract key minutes and action items.
	12. Task Tracking	Monitoring workflow progress and documents to provide productivity reminders.

To simulate a functional AI assistant for our user study, we integrated a Vision-Language Model as the interactive backend. Specifically, we utilized OpenAI's GPT-4o via its API. During each task, the sanitized video frame, along with their spoken query, was sent to GPT-4o upon the user's querying. The model's objective was to generate a contextually relevant, conversational response, which was then shown to the participant. The system prompt used to guide

the model's behavior is provided in the supplementary materials. This methodology allowed us to evaluate user interactions with a state-of-the-art AI system in a controlled setting. For evaluation, we measured the following aspects and conducted audio-recorded semi-structured interviews (scripts in Appendix F):

Permission Control Time (corresponding to H1, efficiency): The time elapsed, in seconds, from the moment the permission-setting interface was displayed until the user confirmed their settings to begin the main task [45].

Number of Clicks (corresponding to H1, efficiency): The total number of operations recorded during the permission control time [45]. This is an aggregation involving individual data objects, distinct pointing of positions on a slider, and interactions with any interactive element within each widget for each technique.

Perceived privacy protection and task performance [137] (corresponding to H2, usability): we measured the perceived privacy protection effectiveness and task performance.

Overall perception [3] (corresponding to H2, usability): we measured the satisfaction of participants using the scale "The permission control method provided the opportunities to set the best privacy decision".

Workload [3] (corresponding to H2, usability): Inspired by NASA-TLX [47], we used its six dimensions to measure users' perceived workload. Consistent with practices in HCI research [24, 138], we converted these scales to 7-point Likert scales to align with other dimensions' measurements.

Ease of use [3] (corresponding to H2, usability): we measured the ease of use by [20] "I thought the permission control method was easy to use".

7.3 Procedure

Participants provided informed consent before beginning the study. The initial training protocol introduced them to the experimental platform (HoloLens 2) and demonstrated the three anonymization techniques: VisGuardian, Object-based, and Slide-based. To mitigate initial learning effects and ensure familiarity, participants were given three minutes to freely practice the anonymization effects of each technique before the main study. The main study comprised three sessions, one for each technique, separated by brief breaks. Each session featured four distinct scenarios (one task per scenario). Both the sequence of techniques and the presentation order of




Figure 5: The illustration of the interfaces for the experiment, where (a) the user select the task from the corresponding scenario, (b) the user input voice and then click to proceed, (c) the user viewed the answer.

scenarios within each session were counterbalanced using a Latin Square design to control for order effects. The total duration of the study, including training and the three main sessions, but excluding the 15-minute exit interview, was approximately 60 minutes.

In each session, participant wore AR glasses and received experimenter guidance. Their primary aim was to complete a task while concurrently controlling their visual privacy with the assigned technique. The task required participants to use the AR glasses to view specific objects as contextual input, vocalize the task, click a button to query, and receive the answer—mimicking typical AR glass usage [83]. To adjust privacy settings, participants could directly point or touch to manipulate the objects. They were permitted to redo the task or modify the privacy settings if they were unsatisfied with the task result. After each session, participants completed a questionnaire and have an additional 90-second break. After the three sessions, they participated in an exit interview.

7.4 Data Analysis

We used Repeated Measures Analysis of Variance (RM-ANOVA) for the analysis of quantitative data and Friedman non-parametric tests for the analysis of subjective ratings. We performed Tukey Honestly Significant Difference (Tukey-HSD) test and Nemenyi test (with Bonferroni adjustment) for post-hoc comparisons. All significances were reported at $p < .05$. For interviews, one author transcribed the recordings and the other author checked for correctness. We adopted thematic analysis [19] on transcribed scripts, adopting an inductive coding strategy to identify emerging patterns without pre-conceived categories. Two authors first separately coded 4 scripts to establish the initial codebook. They discussed to resolve disagreements, with an inter-rater reliability of 0.81 calculating Cohen's Kappa. They then separately coded half of the remaining scripts, iterating the codebook and discussing intermittently if there were disagreements. After coding all the corpus, they performed

axial coding to aggregate codes into themes based on semantic similarity. Frequencies were calculated post-coding. Quotes presented in the findings are verbatim, with minor grammatical corrections for clarity. The final codebook is detailed in Appendix G.

7.5 Results

For battery consumption and latency, we observed that during the 60-minutes' experiment, participants consumed an average of 35.0% battery with VisGuardian while consuming 35.2% and 35.5% battery for slider-based and object-based techniques. Experimenters also tested that without loading the model, the 60 minutes' experiment consumed 33.3% battery. Different techniques did not have significant differences in battery consumption. We logged the latency and found on average, the utilized Yolov10n model resulted in 14.0 ms on-device latency on the HoloLens 2, including both forward pass and post-processing, which is feasible for on-device deployments.

7.5.1 Efficiency: Permission Control Time and Clicking Times. Figure 6 shows the permission control time and clicking times for each scenario and task. We observed that VisGuardian outperformed other techniques in terms of permission control time and clicking times. These results demonstrate the efficiency of VisGuardian. Specifically, the average permission control time of *VisGuardian*, *slider-based control* and *object-based control* is 15.20s (SD=7.47s), 20.36s (SD=14.96s) and 18.28s (SD=5.85s) respectively ($F_{2,46} = 4.034$, $p < .05$, post-hoc comparisons $p < .05$ between VisGuardian and *slider-based control*). We also observed a significant main effect of the technique on clicking times ($F_{2,46} = 4.247$, $p < .05$), indicating an overall difference in user interactions across the three conditions, though post-hoc pairwise comparisons did not find a significant difference between any two techniques.

Notably, VisGuardian achieved a shorter total time per task ($M=120.6s$, $SD=105.3s$) compared to *slider-based control* ($M=141.5s$,

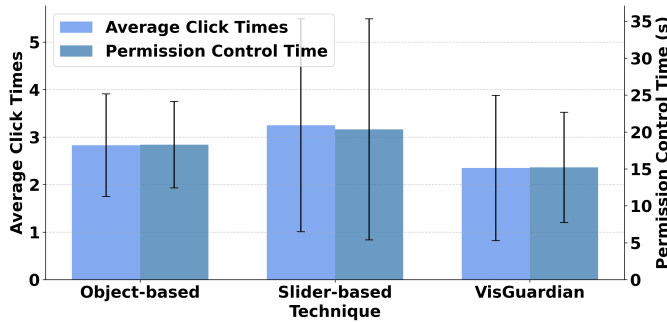


Figure 6: The average number of clicks and permission control time of different techniques. Errorbar indicated one standard deviation.

SD=110.8s) and *object-based control* ($M=135.9s$, $SD=87.3s$) ($F_{2,46} = 4.547$, $p < .05$), which proved its overall effectiveness. Furthermore, we did not find significant effect of scenarios on users' permission control time for different techniques ($p = .75$, $p = .28$, $p = .44$ respectively), probably due to the fact that the distribution of privacy objects was rather balanced in different scenarios.

These quantitative findings are substantiated by our qualitative analysis, which shows how the group-based mechanism (e.g., groupings, ungroup operations, single-object operations) lowers interaction cost despite the introduction of a selection menu:

1. Reduction of Repetitive Operations: Users reported that the group-based control reduced operations in cluttered environment. Instead of performing discrete operations for each sensitive objects, participants utilized VisGuardian to sanitize entire categories via a single interaction sequence. P12 highlighted this efficiency, noting that VisGuardian helped “*automatically erase similar and sensitive objects faster than other techniques*”

2. Minimization of Cognitive Load: Compared to the *slider-based* setting, which users described as an “*opaque mechanism*” requiring trial-and-error to determine which objects were hidden (P5), VisGuardian offers transparent control. The group selection provides a clear semantic mapping, eliminating the cognitive burden of exploring slider levels.

7.5.2 Permission Setting Strategy. Through interviews, we identified three dominant operational strategies for VisGuardian's permission control:

Select upon request: 13/24 participants configured the permission before completing the task, upon initial settings. By leveraging the group-based operations, users configure the environment in a single pass (e.g., selecting one object and then configure groups). This was particularly effective in static home environments, where a single group setting persisted across the session, obviating the need for continuous manual adjustments common in other alternative settings.

Preview when needed: 12/24 participants praised the feature to click and preview the privacy protection during the task execution, although they may not change the settings. To them, checking the privacy status is “*as easy as checking the remaining battery*.” (P2) “*Privacy to me is similar to something like battery, I do not want battery*

to drain out, I also do not want privacy to go unprotected. Thus I would intermittently spend a second to check the privacy protection status, especially when there is new objects emerging.” (P16) They argued that owing to the clear visualization strategy, they could quickly get a sense of which group(s) of information are anonymized.

Hybrid Control with Granular Refinement : 15/24 participants mentioned a hybrid strategy, utilizing group selection for bulk processing, while sometimes reserving manual selection for specific exceptions. While the group mechanism memorized and handled the majority of sensitive items (P14, P15), saving users' time by avoiding object-by-object selection, VisGuardian supported necessary adjustments. In a few complex scenarios, users used additional steps for granular tuning. For example, as P16 explained, “*On a few occasions, I have different objects that needed to be hidden, and then I need two or more operations.*”

Regarding the specific permission control settings and choices, we identified three patterns:

Utility-Driven Permission Granting: 23/24 participants chose to reveal sensitive objects when they were functionally required for task completion, performing a privacy calculus [68]. In this strategy, the immediate utility of the AI assistant superseded privacy concerns. For instance, participants voluntarily disabled the default obfuscation for high-risk objects like screens during work-related tasks to enable text recognition. P11 articulated this trade-off: “*... for this scheduling task, I needed to see the details ... You have to let it see some things ...*” This dynamic highlights the limitations of static permission models and the importance of fine-grained controls like VisGuardian.

Personal and Social Attribute Management: 15/24 participants maintained obfuscation settings not just to protect Personal Identifiable Information (PII), but to actively avoid leaking evidence of private habits. Their choices to obscure persons (e.g., themselves) were correlated with the reluctance to leak negative personal attributes (e.g., disorder or laziness) or intimate lifestyle details. As P18 marked, “*hiding things like the stack of unread email [on the screen] ... It just feels too personal ...*” This indicates permission choices are employed to sanitize personal and social context rather than simply PIIs.

Obfuscation due to uncertainty about third-party access: 14/24 participants adopted a defensive strategy, maintaining the obfuscation states of objects that they thought marginally sensitive, due to the uncertainty regarding data flows. Lacking clear knowledge of downstream data usage, these users default to over-sanitization for privacy protection. P6 expressed this rationale: “*... who knows where this video ends up? I'd rather erase more things ... just to be private.*” This highlights users' permission choices tend towards mitigating speculations from unknown data practices.

7.5.3 Subjective Ratings and Suggestions for Improvements. Figure 7 showed participants' subjective feedback, where VisGuardian outperformed other techniques in terms of privacy protection, effectiveness, performance and ease of use (Privacy protection: $\chi^2_2 = 7.131$, $p < .05$; Effectiveness: $\chi^2_2 = 10.008$, $p < .01$; Satisfaction: $\chi^2_2 = 3.100$, $p = .21$; Physical effort: $\chi^2_2 = 3.265$, $p = .20$; Mental effort: $\chi^2_2 = 3.196$, $p = .20$; Time cost: $\chi^2_2 = 3.299$, $p = .19$; Performance: $\chi^2_2 = 6.950$, $p < .05$; Frustration: $\chi^2_2 = 3.762$, $p = .15$; Difficulty: $\chi^2_2 = 0.620$, $p = .73$; Ease of use: $\chi^2_2 = 9.287$, $p < .01$; all

post-hoc $p < .05$ compared to other techniques.). While for other dimensions, VisGuardian did not show significant advantages over other techniques. Participants commented that VisGuardian was easy to understand even for novices to AR glasses, and “I do not need to spend time getting acquainted with that. Visualizing and clicking are so natural that it is quite like on the screen.” (P10). “I think VisGuardian is intuitive and the concept of grouping is natural and convenient.” (P15)

Participants also suggested areas of improvement, which we summarized below: **1. Customized Privacy Objects** A few participants mentioned the need for defining privacy objects by themselves, such as “the text on the magazine of documents” (P1) or “objects which could indicate I am not married and lived single.” (P10) This shows a demand for granular control over items whose privacy relevance stems not only from inherent PII but also from their potential to imply sensitive personal states or attributes.

2. Articulation of the Task’s Need The current version of VisGuardian did not consider the specific permission needs of the task. Some users require explicit rationale to make informed privacy trade-offs. As articulated by P8, “I want to know why the apps wanted to collect these objects, so I could decide better, rather than just based on my self-assessment.”

8 Discussions and Design Implications

Our findings demonstrate the practical feasibility of VisGuardian as an on-device privacy protection technique and highlight its user-centric interaction paradigm. This analysis leads to key design implications for future privacy-preserving techniques.

8.1 Feasibility of VisGuardian

VisGuardian’s feasibility is grounded in its efficient technical implementation and its robust design for handling real-world imperfections. Its reliance on a close-set detection model meets the computational constraints of AR glasses, achieving low latency (14.0 ms) and a minimal model size (2.3 M) [65]. Unlike systems that focus on single salient objects [115], VisGuardian’s ability to detect multiple contextual objects simultaneously is crucial for modeling the complex privacy-utility trade-offs inherent in real-world scenarios [3, 140].

No detection algorithm is infallible; therefore, VisGuardian is designed to manage such failures from a usability perspective. In cases of false negatives (i.e., a failure to detect a private object), we observed that users intuitively adjust their viewing angle to assist the system. While effective, this interaction imposes a physical cost. We acknowledge this limitation and identify algorithmic enhancement as future work. Conversely, the cost of correcting false positives (i.e., a benign object being misidentified as private) is minimal, requiring only a single tap to reveal the object.

This interaction design ensures VisGuardian is a viable system-level service. It can be integrated into platforms like UWP for AR glasses or adapted as a middleware layer for other camera-equipped devices like AI glasses, as long as they feature visual displays as feedbacks [115]. Its group-based selection principles could also be extended to screenless AI glasses and other wearables, albeit that may need alternative feedback modalities, such as haptic or

audio cues [82, 110]. This design offered a standardized approach to privacy management.

8.2 Effectiveness of Group-based Mechanism

The core of VisGuardian lies in its group-based mechanism, effectively merging the scalability of class-based privacy rules [60] with the contextual flexibility of object-based interaction [115]. While accessing a menu introduces a minimal step for a single instance, this mechanisms substantially reduces the cumulative effort in realistic, object-dense home environments. By selecting a single anchor object, users can simultaneously apply privacy settings to all semantically or spatially related items (e.g., “hide all documents” or “mask bedroom area”), thereby replacing repetitive individual selections with a single collective action. Our empirical results (Section 7) support this design, showing that VisGuardian reduced both task completion time and click counts compared to object-based settings.

Furthermore, our design prioritizes binary visibility control over granular abstraction (e.g., sliders [3]). Although privacy is often conceptualized as a spectrum [3, 87], prior research indicates that mapping abstract levels into privacy controls imposes difficulty in understanding [30]. Participants in our study also confirmed that slider-based controls requires cumbersome exploration. By replacing abstractions with group-based familiar controls, VisGuardian reduces operational burden, allowing users to navigate the privacy-utility trade-off.

8.3 Proactiveness in Permission Settings

Permission systems for AR glasses can vary in proactivity from fully reactive to fully automated [132, 136]. In reactive systems, users manually adjust privacy settings when a potential risk is detected [115]. This offers full control but is burdensome [21], requiring constant attention and leading to user fatigue, especially in dynamic, real-time contexts like those with AR glasses. Fully automated systems predict and address privacy risks autonomously [125, 134, 135], minimizing cognitive load and interruptions. However, they may misidentify risks or lack user control, leaving users feeling disconnected from the system’s decisions.

VisGuardian balances these extremes with a proactive approach that automatically detects privacy risks but allows user refinement when necessary, reducing effort while maintaining control over complex scenarios, aligning with “privacy-by-design” [25]. An automated version of VisGuardian could predict privacy needs based on ML algorithms, offering seamless protection but risking over-cautiousness or undetected risks. A reactive model would give more control but introduce high cognitive load, potentially disrupting tasks. Further automation or reactivity would need to consider user preferences, address emerging privacy risks, and maintain user trust, which we leave for future work.

8.4 Generalizability

We evaluated VisGuardian in home environments, a critical scenario for AR glasses [23]. However, the core concept of group-based control holds potential for broad contexts, such as offices or public spaces [8]. Generalizing to these settings would require fine-tuning detection models to recognize context-specific sensitive objects.

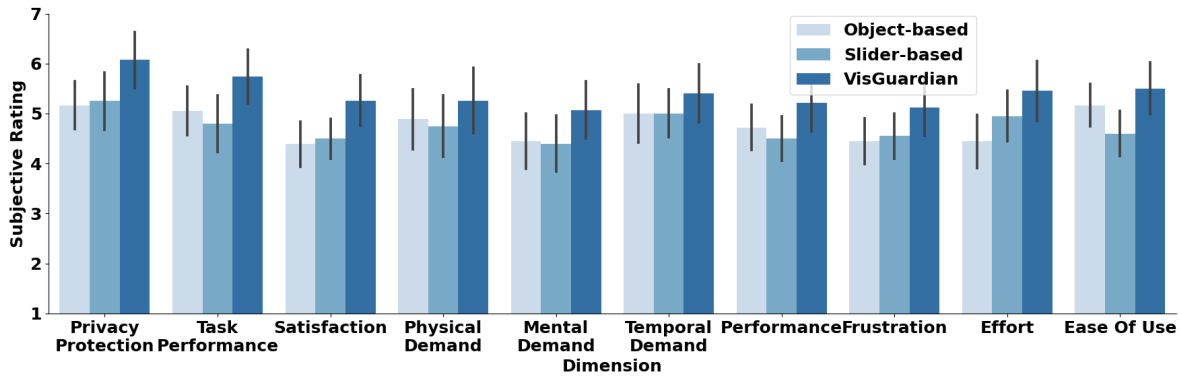


Figure 7: Barplot showing the subject ratings of participants (1: most negative, 7: most positive). Physical/mental/temporal demands, frustration, and effort scores were reversed (just in the paper for presentation) so higher values universally indicate more positive outcomes (e.g., lower demand). Errorbar indicated one standard deviation.

The relatively low density of private objects in outdoor or self-logging scenarios also requires future work to validate group-based control's performance.

Regarding device applicability, while VisGuardian targets AR glasses, the proposed interaction paradigms may inform privacy controls for VR headsets [3], smartphones [115] or lifelogging devices [96] that need continuous visual sensing. For always-on sensing scenarios where traditional permissions struggle [90], our group-based approach may offer a viable framework. Extending this to screenless devices would necessitate replacing visual overlays with alternative feedback modalities, such as auditory [110] or haptic cues [82], to maintain user awareness and control.

Finally, we acknowledge that visual privacy is culturally dependent [72, 124]. While prior research indicates consistency in high-risk domestic objects across cultures [118, 123], specific sensitivity levels and acceptability thresholds vary globally [1, 124]. Consequently, cross-cultural deployment would require re-calibrating the privacy taxonomy and default groupings to align with local norms and regulations.

8.5 Design Implications

Our design of VisGuardian offers several design implications regarding the private object visualization, group-based control, and privacy-utility balancing.

Implication 1: Frame-based overlaid visualization as the basis for control in always-on sensing environment. VisGuardian's frame-based overlay visualization proved effective for conveying privacy status and enabling direct manipulation of detected objects. This approach, which visually highlights detected sensitive objects directly on the camera feed, can be adapted for other camera-based ubiquitous computing applications (e.g., lifelogging devices [96]). It provides users with immediate, contextual awareness of what the system sees and allows for intuitive, object-level control over privacy settings.

Implication 2: Group-based control to ease user operations and cognitive load. The study demonstrated that VisGuardian's

group-based control mechanism significantly reduced configuration time compared to object-selection and slider-based methods. Grouping objects by privacy sensitivity, object category, or spatial proximity aligns with users' mental models and streamlines the process of applying privacy settings to multiple objects simultaneously. This metaphor offers a promising direction for managing fine-grained permissions efficiently in other systems where users might otherwise face high cognitive or operational load, such as complex mobile [96, 115] or AR permission interfaces.

Implication 3: Content-based permission control to facilitate users' privacy-utility balancing. The effectiveness of VisGuardian underscores the need to move beyond coarse, sensor-level permissions towards content-aware controls. Designers should empower users with mechanisms to manage privacy with an object-group level, allowing for nuanced, context-dependent decisions about what visual information is shared or obscured. This approach supports dynamic privacy-utility balance, enabling users to permit necessary data for application functionality while protecting specific sensitive elements within the visual feed, which is critical for user acceptance and trust in always-on sensing systems [40].

9 Limitations and Future Work

We acknowledge several limitations of this work that suggest future directions. First, regarding study design and ecological validity, our participant sample was restricted and excluded demographics such as children and the elderly. While these groups may not be the primary operators of AR glasses, their presence in home environments warrants investigation into their interactions with VisGuardian [17]. Furthermore, the study employed a controlled environment with pre-placed objects, a common practice in prior work [3, 115]. Future work should conduct evaluations under varying environmental conditions.

Second, VisGuardian relies on a pre-defined, static taxonomy for privacy objects and mappings (e.g., associating nudity with persons), which currently precludes user-driven augmentation. As privacy definitions are often subjective and culturally contingent [124],

these fixed mappings may not capture the full nuance of user preferences. Additionally, we adopted a static classification schema rather than dynamically grouping permissions and risks due to computational constraints. Implementing real-time, dynamic inference of contexts needs additional models and algorithms, which impose additional latency and power consumption overheads for edge devices. Future research could explore dynamic contextual reasoning to capture situational nuances such as distinguishing intentional user interaction and incidental background capture, thereby enabling more granular risk assessment.

Third, VisGuardian focuses on the privacy of visual data captured by the front camera, resolving a significant risk in AR usage. Extending our group-based approach, future work could validate similar mechanisms on other pervasive sensors like microphones and depth cameras.

10 Conclusion

This paper addresses the privacy challenges posed by always-on visual sensing in AR glasses, where traditional permission models fall short. We introduced VisGuardian, a system-level, content-based permission technique enabling fine-grained privacy control at the object-group level. VisGuardian utilizes real-time object detection, classifying visual elements based on a synthesized privacy taxonomy, and offers intuitive, adaptive control via clicking-triggered, group-based selections (categorized by privacy sensitivity, object category, and spatial proximity). System evaluations demonstrated VisGuardian's efficiency and accuracy (0.6704 precision, 14.0 ms latency, 1.7% battery impact). A user study (N=24) comparing VisGuardian with slider-based and object-selection baselines across realistic scenarios confirmed its superiority. VisGuardian significantly reduced configuration time while enhancing perceived privacy protection effectiveness, usability, transparency, and user satisfaction, effectively facilitating the balance between privacy preservation and task utility in AI-based AR applications.

Acknowledgments

This work is supported by the Natural Science Foundation of China (NSFC) under Grant No. 62132010.

References

- [1] Noura Abdi, Xiao Zhan, Kopo M Ramokapane, and Jose Such. 2021. Privacy norms for smart home personal assistants. In *Proceedings of the 2021 CHI conference on human factors in computing systems*. 1–14.
- [2] Melvin Abraham, Mohamed Khamis, and Mark McGill. 2024. Don't Record My Private pARts: Understanding The Role of Sensitive Contexts and Privacy Perceptions in Influencing Attitudes Towards Everyday Augmented Reality Sensor Usage. In *2024 IEEE International Symposium on Mixed and Augmented Reality (ISMAR)*. IEEE, 749–758.
- [3] Melvin Abraham, Mark McGill, and Mohamed Khamis. 2024. What You Experience is What We Collect: User Experience Based Fine-Grained Permissions for Everyday Augmented Reality. In *Proceedings of the CHI Conference on Human Factors in Computing Systems*. 1–24.
- [4] Melvin Abraham, Pejman Saeghe, Mark McGill, and Mohamed Khamis. 2022. Implications of xr on privacy, security and behaviour: Insights from experts. In *Nordic Human-Computer Interaction Conference*. 1–12.
- [5] Ahmad Abusini. 2024. Enhancing Smart Home Security Through Risk-Based Access Control (RBAC): "Closing the Gap". (2024).
- [6] Paarijaat Aditya, Rijurekha Sen, Peter Druschel, Seong Joon Oh, Rodrigo Benenson, Mario Fritz, Bernt Schiele, Bobby Bhattacharjee, and Tong Tong Wu. 2016. I-pic: A platform for privacy-compliant image capture. In *Proceedings of the 14th annual international conference on mobile systems, applications, and services*. 235–248.
- [7] Adrian Aiordăchioae, Daniel Furtună, and Radu-Daniel Vatavu. 2020. Aggregating Life Tags for Opportunistic Crowdsensing with Mobile and Smartglasses Users. In *Proceedings of the 6th EAI International Conference on Smart Objects and Technologies for Social Good*. 66–71.
- [8] Adrian Aiordăchioae and Radu-Daniel Vatavu. 2019. Life-tags: a smartglasses-based system for recording and abstracting life with tag clouds. *Proceedings of the ACM on human-computer interaction* 3, EICS (2019), 1–22.
- [9] Safwa Ameer, James Benson, and Ravi Sandhu. 2022. Hybrid approaches (ABAC and RBAC) toward secure access control in smart home IoT. *IEEE transactions on dependable and secure computing* 20, 5 (2022), 4032–4051.
- [10] Google Android. 2022. Request location permissions. <https://developer.android.com/training/location/permission> Accessed: 2025-01-14.
- [11] Riku Arakawa, Hiromu Yakura, and Mayank Goel. 2024. PrISM-Observer: Intervention agent to help users perform everyday procedures sensed using a smartwatch. In *Proceedings of the 37th Annual ACM Symposium on User Interface Software and Technology*. 1–16.
- [12] Riku Arakawa, Hiromu Yakura, Vimal Mollyn, Suzanne Nie, Emma Russell, Dustin P DeMeo, Haarika A Reddy, Alexander K Maytin, Bryan T Carroll, Jill Fain Lehman, et al. 2023. Prism-tracker: A framework for multimodal procedure tracking using wearable sensors and state transition information with user-driven handling of errors and uncertainty. *Proceedings of the ACM on Interactive, Mobile, Wearable and Ubiquitous Technologies* 6, 4 (2023), 1–27.
- [13] Tim Baarslag, Alper T Alan, Richard C Gomer, Ilaria Liccari, Helia Marreiros, Enrico H Gerding, and MC Schraefel. 2016. Negotiation as an interaction mechanism for deciding app permissions. In *Proceedings of the 2016 CHI conference extended abstracts on human factors in computing systems*. 2012–2019.
- [14] Michael Bailey, David Dittrich, Erin Kenneally, and Doug Maughan. 2012. The menlo report. *IEEE Security & Privacy* 10, 2 (2012), 71–75.
- [15] Tom L Beauchamp et al. 2008. The belmont report. *The Oxford textbook of clinical research ethics* (2008), 149–155.
- [16] Shlomo Berkovsky, Ronnie Taib, Irena Koprinska, Eileen Wang, Yucheng Zeng, Jingjie Li, and Sabina Kleitman. 2019. Detecting personality traits using eye-tracking data. In *Proceedings of the 2019 CHI conference on human factors in computing systems*. 1–12.
- [17] Divyanshu Bhardwaj, Alexander Ponticello, Shreya Tomar, Adrian Dabrowski, and Katharina Krombholz. 2024. In Focus, Out of Privacy: The Wearer's Perspective on the Privacy Dilemma of Camera Glasses. In *Proceedings of the CHI Conference on Human Factors in Computing Systems*. 1–18.
- [18] Smriti Bhatt and Ravi Sandhu. 2020. Abac-cc: Attribute-based access control and communication control for internet of things. In *Proceedings of the 25th ACM Symposium on Access Control Models and Technologies*. 203–212.
- [19] Virginia Braun and Victoria Clarke. 2006. Using thematic analysis in psychology. *Qualitative research in psychology* 3, 2 (2006), 77–101.
- [20] J Brooke. 1996. SUS: A quick and dirty usability scale. *Usability Evaluation in Industry* (1996).
- [21] Sven Bugiel, Stephen Heuser, and Ahmad-Reza Sadeghi. 2013. Flexible and fine-grained mandatory access control on android for diverse security and privacy policies. In *22nd USENIX Security Symposium (USENIX Security 13)*. 131–146.
- [22] Kent Bye, Diane Hosfelt, Sam Chase, Matt Miesnieks, and Taylor Beck. 2019. The ethical and privacy implications of mixed reality. In *ACM SIGGRAPH 2019 Panels*. 1–2.
- [23] Runze Cai, Nuwan Janaka, Hyeoncheol Kim, Yang Chen, Shengdong Zhao, Yun Huang, and David Hsu. 2025. AiGet: Transforming Everyday Moments into Hidden Knowledge Discovery with AI Assistance on Smart Glasses. In *Proceedings of the 2025 CHI Conference on Human Factors in Computing Systems*. 1–26.
- [24] Tongan Cai, Chacha Chen, Ting-Hao Huang, and Frank E Ritter. 2021. What makes a good reference manager? A quantitative analysis of bibliography management applications. In *Proceedings of the Asian CHI Symposium 2021*. 64–69.
- [25] Ann Cavoukian et al. 2009. Privacy by design: The 7 foundational principles. *Information and privacy commissioner of Ontario, Canada* 5, 2009 (2009), 12.
- [26] Ann Cavoukian et al. 2021. Privacy by design: The seven foundational principles. IAPP Resource Center (2021).
- [27] Kaiming Cheng, Arkaprabha Bhattacharya, Michelle Lin, Jaewook Lee, Aroosh Kumar, Jeffery F Tian, Tadayoshi Kohno, and Franziska Roesner. 2024. When the User Is Inside the User Interface: An Empirical Study of {UI} Security Properties in Augmented Reality. In *33rd USENIX Security Symposium (USENIX Security 24)*. 2707–2723.
- [28] Tianheng Cheng, Lin Song, Yixiao Ge, Wenyu Liu, Xinggang Wang, and Ying Shan. 2024. Yolo-world: Real-time open-vocabulary object detection. In *Proceedings of the IEEE/CVF Conference on Computer Vision and Pattern Recognition*. 16901–16911.
- [29] Yi-Shyuan Chiang, Ruei-Che Chang, Yi-Lin Chuang, Shih-Ya Chou, Hao-Ping Lee, I-Ju Lin, Jian-Hua Jiang Chen, and Yung-Ju Chang. 2020. Exploring the design space of user-system communication for smart-home routine assistants. In *Proceedings of the 2020 CHI Conference on Human Factors in Computing Systems*. 1–14.

- [30] Jessica Colnago, Lorrie Faith Cranor, Alessandro Acquisti, and Kate Hazel Stanton. 2022. Is it a concern or a preference? An investigation into the ability of privacy scales to capture and distinguish granular privacy constructs. In *Eighteenth symposium on usable privacy and security (SOUPS 2022)*. 331–346.
- [31] Matthew Corbett, Brendan David-John, Jiacheng Shang, Y Charlie Hu, and Bo Ji. 2023. Bystander: Protecting bystander visual data in augmented reality systems. In *Proceedings of the 21st Annual International Conference on Mobile Systems, Applications and Services*. 370–382.
- [32] Tamara Denning, Zakariya Dehlawi, and Tadayoshi Kohno. 2014. In situ with bystanders of augmented reality glasses: Perspectives on recording and privacy-mediating technologies. In *Proceedings of the SIGCHI Conference on Human Factors in Computing Systems*. 2377–2386.
- [33] M Ed-Daibouni, A Lebbat, S Tallal, and H Medromi. 2016. A formal specification approach of privacy-aware attribute based access control (pa-abac) model for cloud computing. In *2016 Third International Conference on Systems of Collaboration (SysCo)*. IEEE, 1–5.
- [34] Malin Eiband, Mohamed Khamis, Emanuel Von Zeszschwitz, Heinrich Hussmann, and Florian Alt. 2017. Understanding shoulder surfing in the wild: Stories from users and observers. In *Proceedings of the 2017 CHI Conference on Human Factors in Computing Systems*. 4254–4265.
- [35] Adrienne Porter Felt, Erika Chin, Steve Hanna, Dawn Song, and David Wagner. 2011. Android permissions demystified. In *Proceedings of the 18th ACM conference on Computer and communications security*. 627–638.
- [36] Adrienne Porter Felt, Serge Egelman, Matthew Finifter, Devdatta Akhawe, and David Wagner. 2012. How to ask for permission. *HotSec* (2012), 0.
- [37] Adrienne Porter Felt, Elizabeth Ha, Serge Egelman, Ariel Haney, Erika Chin, and David Wagner. 2012. Android permissions: User attention, comprehension, and behavior. In *Proceedings of the eighth symposium on usable privacy and security*. 1–14.
- [38] David F Ferraiolo, John F Barkley, and D Richard Kuhn. 1999. A role-based access control model and reference implementation within a corporate intranet. *ACM Transactions on Information and System Security (TISSEC)* 2, 1 (1999), 34–64.
- [39] David F Ferraiolo, Ravi Sandhu, Serban Gavrila, D Richard Kuhn, and Ramaswamy Chandramouli. 2001. Proposed NIST standard for role-based access control. *ACM Transactions on Information and System Security (TISSEC)* 4, 3 (2001), 224–274.
- [40] Daniel Franzen, Claudia Müller-Birn, and Odette Wegwarth. 2024. Communicating the privacy-utility trade-off: Supporting informed data donation with privacy decision interfaces for differential privacy. *Proceedings of the ACM on Human-Computer Interaction* 8, CSCW1 (2024), 1–56.
- [41] Huiqing Fu and Janne Lindqvist. 2014. General area or approximate location? How people understand location permissions. In *Proceedings of the 13th Workshop on Privacy in the Electronic Society*. 117–120.
- [42] Andrea Gallardo, Chris Choy, Jaideep Juneja, Efe Bozkir, Camille Cobb, Lujo Bauer, and Lorrie Cranor. 2023. Speculative privacy concerns about ar glasses data collection. *Proceedings on Privacy Enhancing Technologies* (2023).
- [43] Google Android. 2022. Request app permissions. <https://developer.android.com/guide/topics/permissions/overview#runtime>.
- [44] Agrim Gupta, Piotr Dollar, and Ross Girshick. 2019. Lvis: A dataset for large vocabulary instance segmentation. In *Proceedings of the IEEE/CVF conference on computer vision and pattern recognition*. 5356–5364.
- [45] Hana Habib and Lorrie Faith Cranor. 2022. Evaluating the usability of privacy choice mechanisms. In *Eighteenth Symposium on Usable Privacy and Security (SOUPS 2022)*. 273–289.
- [46] David Harborth and Alisa Frik. 2021. Evaluating and redefining smartphone permissions with contextualized justifications for mobile augmented reality apps. In *Seventeenth Symposium on Usable Privacy and Security (SOUPS 2021)*. 513–534.
- [47] SG Hart. 1988. Development of NASA-TLX (Task Load Index): Results of empirical and theoretical research. *Human mental workload/Elsevier* (1988).
- [48] Rakibul Hasan, David Crandall, Mario Fritz, and Apu Kapadia. 2020. Automatically detecting bystanders in photos to reduce privacy risks. In *2020 IEEE Symposium on Security and Privacy (SP)*. IEEE, 318–335.
- [49] Steven Hickson, Nick Dufour, Avneesh Sud, Vivek Kwatra, and Irfan Essa. 2019. Eyemotion: Classifying facial expressions in VR using eye-tracking cameras. In *2019 IEEE winter conference on applications of computer vision (WACV)*. IEEE, 1626–1635.
- [50] Sabrina Hoppe, Tobias Loetscher, Stephanie A Morey, and Andreas Bulling. 2018. Eye movements during everyday behavior predict personality traits. *Frontiers in human neuroscience* 12 (2018), 328195.
- [51] Chung Tong Hu. 2014. Attribute based access control (ABAC) definition and considerations. (2014).
- [52] Vincent C Hu, David Ferraiolo, Rick Kuhn, Adam Schnitzer, Kenneth Sandlin, Robert Miller, Karen Scarfone, et al. 2014. Guide to attribute based access control (ABAC) definition and considerations. *NIST special publication* 800, 162 (2014), 1–54.
- [53] Mizuki Ishida, Kaori Ikematsu, and Yuki Igarashi. 2024. Designing Privacy-Protecting System with Visual Masking Based on Investigation of Privacy Concerns in Virtual Screen Sharing Environments. *Proceedings of the ACM on Human-Computer Interaction* 8, ISS (2024), 165–188.
- [54] Corey Brian Jackson and Yang Wang. 2018. Addressing the privacy paradox through personalized privacy notifications. *Proceedings of the ACM on interactive, mobile, wearable and ubiquitous technologies* 2, 2 (2018), 1–25.
- [55] Suman Jana, David Molnar, Alexander Moshchuk, Alan Dunn, Benjamin Livshits, Helen J Wang, and Eyal Ofek. 2013. Enabling {Fine-Grained} permissions for augmented reality applications with recognizers. In *22nd USENIX Security Symposium (USENIX Security 13)*. 415–430.
- [56] Ross Johnstone, Neil McDonnell, and Julie R Williamson. 2022. When virtuality surpasses reality: Possible futures of ubiquitous XR. In *CHI Conference on Human Factors in Computing Systems Extended Abstracts*. 1–8.
- [57] Jaeyeon Jung and Matthai Philipose. 2014. Courteous glass. In *Proceedings of the 2014 ACM international joint conference on pervasive and ubiquitous computing: Adjunct publication*. 1307–1312.
- [58] Patrick Gage Kelley, Sunny Consolvo, Lorrie Faith Cranor, Jaeyeon Jung, Norman Sadeh, and David Wetherall. 2012. A conundrum of permissions: installing applications on an android smartphone. In *International conference on financial cryptography and data security*. Springer, 68–79.
- [59] Patrick Gage Kelley, Lorrie Faith Cranor, and Norman Sadeh. 2013. Privacy as part of the app decision-making process. In *Proceedings of the SIGCHI conference on human factors in computing systems*. 3393–3402.
- [60] Yoonsang Kim, Sanket Goutam, Amir Rahmati, and Arie Kaufman. 2023. Erebus: Access control for augmented reality systems. In *32nd USENIX Security Symposium (USENIX Security 23)*. 929–946.
- [61] Marion Koelle, Swamy Ananthanarayan, Simon Czupalla, Wilko Heuten, and Susanne Boll. 2018. Your smart glasses' camera bothers me! exploring opt-in and opt-out gestures for privacy mediation. In *Proceedings of the 10th Nordic Conference on Human-Computer Interaction*. 473–481.
- [62] Marion Koelle, Matthias Kranz, and Andreas Möller. 2015. Don't look at me that way! Understanding user attitudes towards data glasses usage. In *Proceedings of the 17th international conference on human-computer interaction with mobile devices and services*. 362–372.
- [63] Jan Kolter, Rolf Schillinger, and Günther Pernul. 2007. A privacy-enhanced attribute-based access control system. In *IFIP Annual Conference on Data and Applications Security and Privacy*. Springer, 129–143.
- [64] Mohammed Korayem, Robert Templeman, Dennis Chen, David Crandall, and Apu Kapadia. 2016. Enhancing lifelogging privacy by detecting screens. In *Proceedings of the 2016 CHI Conference on Human Factors in Computing Systems*. 4309–4314.
- [65] Bernard Kress, Ehsan Saeedi, and Vincent Brac-de-la Perriere. 2014. The segmentation of the HMD market: optics for smart glasses, smart eyewear, AR and VR headsets. *Photonics applications for aviation, aerospace, commercial, and harsh environments V* 9202 (2014), 107–120.
- [66] Richard Kuhn, Edward Coyne, and Timothy Weil. 2010. Adding attributes to role-based access control. (2010).
- [67] Marc Langheinrich. 2001. Privacy by design—principles of privacy-aware ubiquitous systems. In *International conference on ubiquitous computing*. Springer, 273–291.
- [68] Robert S Laufer and Maxine Wolfe. 1977. Privacy as a concept and a social issue: A multidimensional developmental theory. *Journal of social Issues* 33, 3 (1977), 22–42.
- [69] Hyunsoo Lee, Yugyeong Jung, Hei Yiu Law, Seolyeong Bae, and Uichin Lee. 2024. PriviAware: Exploring Data Visualization and Dynamic Privacy Control Support for Data Collection in Mobile Sensing Research. In *Proceedings of the CHI Conference on Human Factors in Computing Systems*. 1–17.
- [70] Anna Lenhart, Sunyup Park, Michael Zimmer, and Jessica Vitak. 2023. "You Shouldn't Need to Share Your Data": Perceived Privacy Risks and Mitigation Strategies Among Privacy-Conscious Smart Home Power Users. *Proceedings of the ACM on Human-Computer Interaction* 7, CSCW2 (2023), 1–34.
- [71] Shuai Li, Zheming Yang, Yuhong Nan, Shutian Yu, Qirui Zhu, and Min Yang. 2024. Are We Getting Well-informed? An In-depth Study of Runtime Privacy Notice Practice in Mobile Apps. In *Proceedings of the 2024 on ACM SIGSAC Conference on Computer and Communications Security*. 1581–1595.
- [72] Yao Li, Alfred Kobsa, Bart P Knijnenburg, and MH Carolyn Nguyen. 2017. Cross-cultural privacy prediction. *Proceedings on Privacy Enhancing Technologies* (2017).
- [73] Yifang Li, Wyatt Troutman, Bart P Knijnenburg, and Kelly Caine. 2018. Human perceptions of sensitive content in photos. In *Proceedings of the IEEE Conference on Computer Vision and Pattern Recognition Workshops*. 1590–1596.
- [74] Yifang Li, Nishant Vishwamitra, Hongxin Hu, and Kelly Caine. 2020. Towards a taxonomy of content sensitivity and sharing preferences for photos. In *Proceedings of the 2020 CHI Conference on Human Factors in Computing Systems*. 1–14.
- [75] Daniel J Liebling and Sören Preibusch. 2014. Privacy considerations for a pervasive eye tracking world. In *Proceedings of the 2014 ACM International*

- Joint Conference on Pervasive and Ubiquitous Computing: Adjunct Publication.* 1169–1177.
- [76] Joseph Ligan, Pranav Deshpande, and Elvir Azanli. 2024. Data Management For Immersive Spaces. In *2024 IEEE International Symposium on Mixed and Augmented Reality Adjunct (ISMAR-Adjunct)*. IEEE, 29–31.
 - [77] Jialiu Lin, Shahriyar Amini, Jason I Hong, Norman Sadeh, Janne Lindqvist, and Joy Zhang. 2012. Expectation and purpose: understanding users' mental models of mobile app privacy through crowdsourcing. In *Proceedings of the 2012 ACM conference on ubiquitous computing*. 501–510.
 - [78] Jialiu Lin, Bin Liu, Norman Sadeh, and Jason I Hong. 2014. Modeling {Users'} mobile app privacy preferences: Restoring usability in a sea of permission settings. In *10th Symposium On Usable Privacy and Security (SOUPS 2014)*. 199–212.
 - [79] Tsung-Yi Lin, Michael Maire, Serge Belongie, James Hays, Pietro Perona, Deva Ramanan, Piotr Dollár, and C Lawrence Zitnick. 2014. Microsoft coco: Common objects in context. In *Computer Vision—ECCV 2014: 13th European Conference, Zurich, Switzerland, September 6–12, 2014, Proceedings, Part V 13*. Springer, 740–755.
 - [80] Saif Mahmud, Vineet Parikh, Qikang Liang, Ke Li, Ruidong Zhang, Ashwin Ajit, Vipin Gunda, Devansh Agarwal, François Guimbretière, and Cheng Zhang. 2024. ActSonic: Recognizing Everyday Activities from Inaudible Acoustic Wave Around the Body. *Proceedings of the ACM on Interactive, Mobile, Wearable and Ubiquitous Technologies* 8, 4 (2024), 1–32.
 - [81] Karola Marky, Alexandra Voit, Alina Stöver, Kai Kunze, Svenja Schröder, and Max Mühlhäuser. 2020. "I don't know how to protect myself": Understanding Privacy Perceptions Resulting from the Presence of Bystanders in Smart Environments. In *Proceedings of the 11th Nordic Conference on Human-Computer Interaction: Shaping Experiences, Shaping Society*. 1–11.
 - [82] Vikram Mehta, Daniel Gooch, Arosha Bandara, Blaine Price, and Bashar Nuseibeh. 2021. Privacy care: A tangible interaction framework for privacy management. *ACM Transactions on Internet Technology (TOIT)* 21, 1 (2021), 1–32.
 - [83] Meta. 2024. Orion AI Glasses: The Future of AR Glasses Technology. <https://www.meta.com/emerging-tech/orion/>.
 - [84] Microsoft. 2024. Mixed Reality Toolkit (MRTK) for Unity. <https://github.com/microsoft/MixedRealityToolkit-Unity>. [Accessed: 2025-01-20].
 - [85] Kyzyl Monteiro, Yuchen Wu, and Sauvik Das. 2025. Imago Obscura: An Image Privacy AI Co-pilot to Enable Identification and Mitigation of Risks. In *Proceedings of the 38th Annual ACM Symposium on User Interface Software and Technology*. 1–26.
 - [86] Maximilian Müller, Nuno Otero, Aris Alissandrakis, and Marcelo Milrad. 2015. Increasing user engagement with distributed public displays through the awareness of peer interactions. In *Proceedings of the 4th International Symposium on Pervasive Displays*. 23–29.
 - [87] Vivek C Nair, Gonzalo Munilla-Garrido, and Dawn Song. 2023. Going incognito in the metaverse: Achieving theoretically optimal privacy-usability tradeoffs in VR. In *Proceedings of the 36th Annual ACM Symposium on User Interface Software and Technology*. 1–16.
 - [88] Yuhong Nan, Min Yang, Zheming Yang, Shunfan Zhou, Guofei Gu, and Xiaofeng Wang. 2015. {UIPicker}:{User-Input} privacy identification in mobile applications. In *24th USENIX Security Symposium (USENIX Security 15)*. 993–1008.
 - [89] Oculus. 2022. Meta Quest Apps Must Target Android 10 (API Level 29) In 2022. <https://developer.oculus.com/blog/meta-quest-apps-must-target-android-10-api-level-29-in-2022/>.
 - [90] Joseph O'Hagan, Pejman Saeghe, Jan Gugenheimer, Daniel Medeiros, Karola Marky, Mohamed Khamis, and Mark McGill. 2023. Privacy-enhancing technology and everyday augmented reality: Understanding bystanders' varying needs for awareness and consent. *Proceedings of the ACM on Interactive, Mobile, Wearable and Ubiquitous Technologies* 6, 4 (2023), 1–35.
 - [91] Keiichiro Oishi, Yuichi Sei, Yasuyuki Tahara, and Akihiko Ohsuga. 2020. Semantic diversity: Privacy considering distance between values of sensitive attribute. *Computers & Security* 94 (2020), 101823.
 - [92] Octav Opaschi and Radu-Daniel Vatavu. 2020. Uncovering practical security and privacy threats for connected glasses with embedded video cameras. *Proceedings of the ACM on Interactive, Mobile, Wearable and Ubiquitous Technologies* 4, 4 (2020), 1–26.
 - [93] Tribhuvanesh Orekondy, Mario Fritz, and Bernt Schiele. 2018. Connecting pixels to privacy and utility: Automatic redaction of private information in images. In *Proceedings of the IEEE Conference on Computer Vision and Pattern Recognition*. 8466–8475.
 - [94] Tribhuvanesh Orekondy, Bernt Schiele, and Mario Fritz. 2017. Towards a visual privacy advisor: Understanding and predicting privacy risks in images. In *Proceedings of the IEEE international conference on computer vision*. 3686–3695.
 - [95] Sarah Prange, Ahmed Shams, Robin Piening, Yomna Abdelrahman, and Florian Alt. 2021. Priview—exploring visualisations to support users' privacy awareness. In *Proceedings of the 2021 chi conference on human factors in computing systems*. 1–18.
 - [96] Blaine A Price, Avelie Stuart, Gul Calikli, Ciaran McCormick, Vikram Mehta, Luke Hutton, Arosha K Bandara, Mark Levine, and Bashar Nuseibeh. 2017. Logging you, logging me: A replicable study of privacy and sharing behaviour in groups of visual lifeloggers. *Proceedings of the ACM on Interactive, Mobile, Wearable and Ubiquitous Technologies* 1, 2 (2017), 1–18.
 - [97] Shwetha Rajaram, Chen Chen, Franziska Roesner, and Michael Nebeling. 2023. Eliciting security & privacy-informed sharing techniques for multi-user augmented reality. In *Proceedings of the 2023 CHI Conference on Human Factors in Computing Systems*. 1–17.
 - [98] Shwetha Rajaram, Jiasi Chen, and Michael Nebeling. 2025. Privacy Equilibrium: Balancing Privacy Needs in Dynamic Multi-User Augmented Reality Scenarios. In *Proceedings of the 38th Annual ACM Symposium on User Interface Software and Technology*. 1–24.
 - [99] Nanjie Rao, Lina Zhang, Sharon Lynn Chu, Katarina Jurczyk, Chelsea Candelora, Samantha Su, and Cameron Kozlin. 2020. Investigating the necessity of meaningful context anchoring in AR smart glasses interaction for everyday learning. In *2020 IEEE Conference on Virtual Reality and 3D User Interfaces Abstracts and Workshops (VRW)*. IEEE, 427–432.
 - [100] Nisarg Raval, Animesh Srivastava, Ali Razeen, Kiron Lebeck, Ashwin Machanavajjhala, and Lanodn P Cox. 2016. What you mark is what apps see. In *Proceedings of the 14th Annual International Conference on Mobile Systems, Applications, and Services*. 249–261.
 - [101] Shaoqing Ren, Kaiming He, Ross Girshick, and Jian Sun. 2016. Faster R-CNN: Towards real-time object detection with region proposal networks. *IEEE transactions on pattern analysis and machine intelligence* 39, 6 (2016), 1137–1149.
 - [102] Franziska Roesner, Tadayoshi Kohno, and David Molnar. 2014. Security and privacy for augmented reality systems. *Commun. ACM* 57, 4 (2014), 88–96.
 - [103] Franziska Roesner, David Molnar, Alexander Moshchuk, Tadayoshi Kohno, and Helen J Wang. 2014. World-driven access control for continuous sensing. In *Proceedings of the 2014 ACM SIGSAC conference on computer and communications security*. 1169–1181.
 - [104] Florian Schaub, Rebecca Balebako, Adam L Durity, and Lorrie Faith Cranor. 2015. A design space for effective privacy notices. In *Eleventh symposium on usable privacy and security (SOUPS 2015)*. 1–17.
 - [105] Shuai Shao, Zeming Li, Tianyuan Zhang, Chao Peng, Gang Yu, Xiangyu Zhang, Jing Li, and Jian Sun. 2019. Objects365: A large-scale, high-quality dataset for object detection. In *Proceedings of the IEEE/CVF international conference on computer vision*. 8430–8439.
 - [106] Cong Shi, Xiangyu Xu, Tianfang Zhang, Payton Walker, Yi Wu, Jian Liu, Nitesh Saxena, Yingying Chen, and Jiadi Yu. 2021. Face-Mic: inferring live speech and speaker identity via subtle facial dynamics captured by AR/VR motion sensors. In *Proceedings of the 27th Annual International Conference on Mobile Computing and Networking*. 478–490.
 - [107] Prakash Shrestha and Nitesh Saxena. 2017. An offensive and defensive exposition of wearable computing. *ACM Computing Surveys (CSUR)* 50, 6 (2017), 1–39.
 - [108] Waleed W Smari, Patrice Clemente, and Jean-Francois Lalande. 2014. An extended attribute based access control model with trust and privacy: Application to a collaborative crisis management system. *Future Generation Computer Systems* 31 (2014), 147–168.
 - [109] Ha Xuan Son and Nguyen Minh Hoang. 2019. A novel attribute-based access control system for fine-grained privacy protection. In *Proceedings of the 3rd International Conference on Cryptography, Security and Privacy*. 76–80.
 - [110] Yunpeng Song, Yun Huang, Zhongmin Cai, and Jason I Hong. 2020. I'm all eyes and ears: Exploring effective locators for privacy awareness in iot scenarios. In *Proceedings of the 2020 CHI Conference on Human Factors in Computing Systems*. 1–13.
 - [111] Julian Steil, Marion Koelle, Wilko Heuten, Susanne Boll, and Andreas Bulling. 2019. Privacyeye: privacy-preserving head-mounted eye tracking using egocentric scene image and eye movement features. In *Proceedings of the 11th ACM symposium on eye tracking research & applications*. 1–10.
 - [112] Ryo Suzuki, Mar Gonzalez-Franco, Misha Sra, and David Lindlbauer. 2025. Everyday AR through AI-in-the-Loop. In *Proceedings of the Extended Abstracts of the CHI Conference on Human Factors in Computing Systems*. 1–5.
 - [113] Unity Technologies. 2024. Unity Sentsis Documentation. <https://docs.unity3d.com/Packages/com.unity.sentsis@1.0/manual/index.html>. [Accessed: 2025-01-20].
 - [114] Dries Van Bael, Shirin Kalantari, Andreas Put, and Bart De Decker. 2020. A context-aware break glass access control system for iot environments. In *2020 7th International Conference on Internet of Things: Systems, Management and Security (IOTSMS)*. IEEE, 1–8.
 - [115] Hari Venugopalan, Zainul Abi Din, Trevor Carpenter, Jason Lowe-Power, Samuel T King, and Zubair Shafiq. 2024. Aragorn: A Privacy-Enhancing System for Mobile Cameras. *Proceedings of the ACM on Interactive, Mobile, Wearable and Ubiquitous Technologies* 7, 4 (2024), 1–31.
 - [116] Nishant Vishwamitra, Bart Knijnenburg, Hongxin Hu, Yifang P Kelly Caine, et al. 2017. Blur vs. block: Investigating the effectiveness of privacy-enhancing obfuscation for images. In *Proceedings of the IEEE Conference on Computer Vision and Pattern Recognition Workshops*. 39–47.
 - [117] Ao Wang, Hui Chen, Lihao Liu, Kai Chen, Zijia Lin, Jungong Han, and Guiguang Ding. 2024. Yolov10: Real-time end-to-end object detection. *arXiv preprint*

- arXiv:2405.14458 (2024).
- [118] Yuntao Wang, Zirui Cheng, Xin Yi, Yan Kong, Xueyang Wang, Xuhai Xu, Yukang Yan, Chun Yu, Shwetak Patel, and Yuanchun Shi. 2023. Modeling the trade-off of privacy preservation and activity recognition on low-resolution images. In *Proceedings of the 2023 CHI Conference on Human Factors in Computing Systems*. 1–15.
 - [119] Yuxi Wang, Martin McKee, Aleksandra Torbica, and David Stuckler. 2019. Systematic literature review on the spread of health-related misinformation on social media. *Social science & medicine* 240 (2019), 112552.
 - [120] Frederike Wenzlaff, Peer Briken, and Arne Dekker. 2016. Video-based eye tracking in sex research: a systematic literature review. *The Journal of Sex Research* 53, 8 (2016), 1008–1019.
 - [121] Primal Wijesekera, Arjun Baokar, Lynn Tsai, Joel Reardon, Serge Egelman, David Wagner, and Konstantin Beznosov. 2017. The feasibility of dynamically granted permissions: Aligning mobile privacy with user preferences. In *2017 IEEE Symposium on Security and Privacy (SP)*. IEEE, 1077–1093.
 - [122] Primal Wijesekera, Joel Reardon, Irwin Reyes, Lynn Tsai, Jung-Wei Chen, Nathan Good, David Wagner, Konstantin Beznosov, and Serge Egelman. 2018. Contextualizing privacy decisions for better prediction (and protection). In *Proceedings of the 2018 CHI Conference on Human Factors in Computing Systems*. 1–13.
 - [123] Zhenyu Wu, Haotao Wang, Zhaowen Wang, Hailin Jin, and Zhangyang Wang. 2020. Privacy-preserving deep action recognition: An adversarial learning framework and a new dataset. *IEEE Transactions on Pattern Analysis and Machine Intelligence* 44, 4 (2020), 2126–2139.
 - [124] Anran Xu, Zhongyi Zhou, Kakeru Miyazaki, Ryo Yoshikawa, Simo Hosio, and Koji Yatani. 2024. DIPAZ: An Image Dataset with Cross-cultural Privacy Perception Annotations. *Proceedings of the ACM on Interactive, Mobile, Wearable and Ubiquitous Technologies* 7, 4 (2024), 1–30.
 - [125] Yaqing Yang, Tony W Li, and Haojian Jin. 2024. On the Feasibility of Predicting Users' Privacy Concerns using Contextual Labels and Personal Preferences. In *Proceedings of the 2024 CHI Conference on Human Factors in Computing Systems*. 1–20.
 - [126] Yaxing Yao, Justin Reed Basdeo, Oriana Rosata McDonough, and Yang Wang. 2019. Privacy perceptions and designs of bystanders in smart homes. *Proceedings of the ACM on Human-Computer Interaction* 3, CSCW (2019), 1–24.
 - [127] Tengqi Ye, Brian Moynagh, Rami Albatat, and Cathal Gurrin. 2014. Negative faceblurring: A privacy-by-design approach to visual lifelogging with google glass. In *Proceedings of the 23rd ACM International Conference on Conference on Information and Knowledge Management*. 2036–2038.
 - [128] Chun Yu, Yizheng Gu, Zhican Yang, Xin Yi, Hengliang Luo, and Yuanchun Shi. 2017. Tap, dwell or gesture? exploring head-based text entry techniques for hmds. In *Proceedings of the 2017 CHI Conference on Human Factors in Computing Systems*. 4479–4488.
 - [129] Jun Yu, Zhenzhong Kuang, Baopeng Zhang, Wei Zhang, Dan Lin, and Jianping Fan. 2018. Leveraging content sensitivity and user trustworthiness to recommend fine-grained privacy settings for social image sharing. *IEEE transactions on information forensics and security* 13, 5 (2018), 1317–1332.
 - [130] Eric Yuan and Jin Tong. 2005. Attributed based access control (ABAC) for web services. In *IEEE International Conference on Web Services (ICWS'05)*. IEEE.
 - [131] Eric Zeng and Franziska Roesner. 2019. Understanding and improving security and privacy in {multi-user} smart homes: A design exploration and {in-home} user study. In *28th USENIX Security Symposium (USENIX Security 19)*. 159–176.
 - [132] Bo Zhang and S Shyam Sundar. 2019. Proactive vs. reactive personalization: Can customization of privacy enhance user experience? *International journal of human-computer studies* 128 (2019), 86–99.
 - [133] Shuning Zhang, Zhaoxin Li, Changxi Wen, Ying Ma, Simin Li, Gengrui Zhang, Ziyi Zhang, Yibo Meng, Hantao Zhao, Xin Yi, et al. 2025. The Pervasive Blind Spot: Benchmarking VLM Inference Risks on Everyday Personal Videos. *arXiv preprint arXiv:2511.02367* (2025).
 - [134] Shuning Zhang, Ying Ma, Jingruo Chen, Simin Li, Xin Yi, and Hewu Li. 2025. Towards Aligning Personalized AI Agents with Users' Privacy Preference. In *Proceedings of the 2025 Workshop on Human-Centered AI Privacy and Security*. 33–42.
 - [135] Shuning Zhang, Ying Ma, Xin Yi, and Hewu Li. 2025. Evaluating the Efficacy of Large Language Models for Generating Fine-Grained Visual Privacy Policies in Homes. In *Companion of the 2025 ACM International Joint Conference on Pervasive and Ubiquitous Computing*. 1493–1499.
 - [136] Shuning Zhang, Ying Ma, Qucheng Zang, and Yongquan' Owen' Hu. 2025. SituGuard: LLM-based Fine-grained Smart Glass Privacy Control in Home Environments. In *Companion of the 2025 ACM International Joint Conference on Pervasive and Ubiquitous Computing*. 609–612.
 - [137] Shuning Zhang, Xin Yi, Haobin Xing, Lyumanshan Ye, Yongquan Hu, and Hewu Li. 2024. Adanonymizer: Interactively Navigating and Balancing the Duality of Privacy and Output Performance in Human-LLM Interaction. *arXiv preprint arXiv:2410.15044* (2024).
 - [138] Xiaoyu Zhang, Jianping Li, Po-Wei Chi, Senthil Chandrasegaran, and Kwan-Liu Ma. 2023. ConceptEVA: Concept-based interactive exploration and customization of document summaries. In *Proceedings of the 2023 CHI Conference on Human Factors in Computing Systems*. 1–16.
 - [139] Ziyang Zhang, Chong Bao, Xiaokun Pan, Chia-Ming Chang, Takeo Igarashi, and Guofeng Zhang. 2025. Through the Lens of Privacy: Exploring Privacy Protection in Vision-Language Model Interactions on Smart Glasses. In *Proceedings of the Extended Abstracts of the CHI Conference on Human Factors in Computing Systems*. 1–8.
 - [140] Zhiping Zhang, Michelle Jia, Hao-Ping Lee, Bingsheng Yao, Sauvik Das, Ada Lerner, Dakuo Wang, and Tianshi Li. 2024. "It's a Fair Game", or Is It? Examining How Users Navigate Disclosure Risks and Benefits When Using LLM-Based Conversational Agents. In *Proceedings of the CHI Conference on Human Factors in Computing Systems*. 1–26.
 - [141] Shengdong Zhao, Ian Oakley, Yun Huang, Haiming Liu, and Can Liu. 2024. Heads-Up Computing: Opportunities and Challenges of the Next Interaction Paradigm with Wearable Intelligent Assistants. In *Companion of the 2024 on ACM International Joint Conference on Pervasive and Ubiquitous Computing*. 960–963.

A Ethical Considerations

We acknowledged the potential ethical concerns and meticulously designed the experiments to address these concerns. We adhered to the Menlo and Belmont report [14, 15] in designing the studies and our studies got the approval of our university's institutional review board (IRB). The private objects in the smart home environments were not participants' own objects but alternative objects for experimental use. Participants have the right to delete their own data or quit the experiment at any time during the experiment. We properly compensated participants according to the local wage standard. Our study aimed for developing an effective, user-friendly privacy control permission system, which benefited both research and academic fields.

B Dataset Details

According to the Table 2, and the distribution of the datasets' labels, we selected the following labels in the dataset with the following correspondence. We selected the classes for training as shown in Table 6.

C The Home Environment

Figure 3 showed the home environment we used. We also included different private objects common in the home environment in different places. The tasks took place in the natural place inside the smart home. The "daily health monitoring and behavior tracking" task takes place in the bedroom. The "household and lifestyle management" task takes place around the living room and the bathroom. The "social interaction and contextual awareness" and the "multi-modal learning and work assistance" task takes place around the living room and the studying room separately. For the bedroom, the placed privacy objects included *person, cellphone, book, ring, bracelet, bra, pantyhose, pajamas, laptop, identity card, medicine, underwear, swimsuit*. For the living room, the placed privacy objects included *person, cell phone, book, ring, bracelet, halter top, pajamas, monitor, laptop, badge, identity card, file cabinet, license plate*. For the bathroom, the placed privacy objects included *ring, bracelet, bra, pantyhose, toilet, urinal, underwear, swimsuit*. For the studying room, the placed privacy objects included *person, cell phone, book, monitor, laptop, badge, identity card, checkbook, file cabinet, medicine, license plate*.

Table 6: The classes for training we selected.

Dataset Source	Original Class ID	Classes in LVIS/COCO	
LVIS	792	person/baby/child/boy/girl/man/woman/human	Privacy Content: User's facial features, body shape, hairstyle, clothing, range of motion; personal care items.
LVIS	229	cellular telephone/cellular phone/cellphone/mobile phone/smart phone	Scene Setup: The room contains a mirror, yoga mat, and table, which is divided into two areas: one with personal care products
LVIS	126	book	such as facial cleanser, toothpaste, toothbrush, etc., and the other
LVIS	884	ring	with personal items like a smartphone, headphones, books, cosmet-
LVIS	145	bracelet	ics, and skincare products.
LVIS	147	brassiere/bra/bandeau	bra
LVIS	526	halter top	D.1.2 Dietary Behavior Monitoring. When the user is eating break-
LVIS	753	pantyhose	fast (or lunch, dinner), the AI applications on AR glasses analyze the
LVIS	748	pajamas/pyjamas	types and amounts of food being consumed and offer health-related
LVIS	697	monitor/monitor computer equipment	dietary suggestions.
LVIS	630	laptop computer/notebook computer	Privacy Content: Tableware (chopsticks, knife and fork, plates),
LVIS	111	badge	food, user's hand and wrist accessories (rings, bracelets), clothing,
LVIS	210	identity card	and tablecloth patterns.
LVIS	1096	toilet	Scene Setup: A dining table with food for breakfast (or lunch,
LVIS	1135	urinal	dinner), utensils, drinks, and a tablecloth. The user's hands are
LVIS	236	checkbook/chequebook	holding utensils with accessories.
LVIS	437	file cabinet/filing cabinet	checkbook
LVIS	682	medicine	D.1.3 Sedentary Behavior Reminder. The user sits at a desk work-
LVIS	641	license plate/numberplate	ing, and the AI applications on AR glasses detect through sensors
LVIS	1133	underwear/underclothes/underclothing/underpants	that the user has been sitting for a prolonged period. The AI as-
LVIS	1044	swimsuit/swimwear/bathing suit/swimsuits/costumes/bathing trunks/swimming trunks/bathing trunks	sisting/underpins the user to stand and move under regular intervals
COCO	0	person	Privacy Content: Computer screen information, tablet screen
COCO	67	cell phone	information, smartphone, personal items (cell phone cups with
COCO	73	book	text or patterns, handwritten notebooks, keyboard, mouse, mouse
COCO	62	tv	pad, desk nameplate, plants, posters, decorative items-like figurines,
COCO	63	laptop	aromatherapy, vases), desk lamp, instant food, like coffee powder.
COCO	61	toilet	Scene Setup: A desk with the aforementioned items.

D The Tasks Selected in the Evaluation Study

D.1 Daily Health Monitoring and Behavior Management

This scenario involves health management, daily habit monitoring, and the collection of health-related data via the AI applications on AR glasses. These tasks often rely on AI to analyze the user's health data, behavioral patterns, and physiological information. Privacy protection remains a key concern, particularly when the AI applications on AR glasses require continuous monitoring of a user's physical or lifestyle habits. Example tasks include: health reminders and management, dietary behavior monitoring, lifestyle habit tracking.

Privacy Issues: There is a need to address how to protect users' health data, dietary habits, exercise patterns, and other private information, ensuring the security of data storage and processing.

D.1.1 Morning Health Management. After waking up, the user prepares to wash up or has already done so. The AI applications on AR glasses detect the user's facial features to assess their mental state and emotions, suggesting personal care products and providing morning wake-up exercise recommendations. When the user starts

the exercise program, the AI assistant analyzes the sensor data to evaluate the user's exercise status and offers advice.

Privacy Content: User's facial features, body shape, hairstyle, clothing, range of motion; personal care items.

Scene Setup: The room contains a mirror, yoga mat, and table, which is divided into two areas: one with personal care products such as facial cleanser, toothpaste, toothbrush, etc., and the other with personal items like a smartphone, headphones, books, cosmetics, and skincare products.

D.1.2 Dietary Behavior Monitoring. When the user is eating breakfast (or lunch, dinner), the AI applications on AR glasses analyze the types and amounts of food being consumed and offer health-related dietary suggestions.

Privacy Content: Tableware (chopsticks, knife and fork, plates), food, user's hand and wrist accessories (rings, bracelets), clothing, and tablecloth patterns.

Scene Setup: A dining table with food for breakfast (or lunch, dinner), utensils, drinks, and a tablecloth. The user's hands are holding utensils with accessories.

D.1.3 Sedentary Behavior Reminder. The user sits at a desk working, and the AI applications on AR glasses detect through sensors that the user has been sitting for a prolonged period. The AI as-sisting/underpins the user to stand and move under regular intervals (swimsuits/costumes/bathing trunks/swimming trunks/bathing trunks) computer screen, suggesting a break if needed.

Privacy Content: Computer screen information, tablet screen information, smartphone, personal items (cell phone cups with text or patterns, handwritten notebooks, keyboard, mouse, mouse pad, desk nameplate, plants, posters, decorative items-like figurines, aromatherapy, vases), desk lamp, instant food, like coffee powder.

Scene Setup: A desk with the aforementioned items.

D.1.4 Evening Sleep Suggestions. At night, the AI applications on AR glasses offer personalized sleep recommendations based on the user's daily activity data, including exercise levels, dietary intake, emotions, and more. The user activates a relaxation audio application.

Privacy Content: Bed linens, blankets, bedside lamp, smartphone, headphones, documents, books, and photos in the room.

Scene Setup: A room with a bed, bedside table, and related furniture.

D.2 Household and Lifestyle Management

These tasks involve how AI applications on AR glasses can assist users in efficiently completing household chores, such as cleaning, cooking, and laundry. Through AI integration, the glasses provide real-time feedback and guidance to improve household efficiency. Example tasks include: cooking assistance, cleaning management, household inventory management.

Privacy Issues: The user's domestic environment and activities could involve the private lives of household members, raising concerns about data leakage, location tracking, etc. Therefore, safeguarding household environment and activity data is critical.

D.2.1 Cooking Preparation. The user enters the kitchen to prepare a meal. The AI applications on AR glasses display the recipe and

cooking steps through AR, offering real-time advice based on the user's ingredients and tools. The user controls the glasses by eye movement (e.g., by focusing on an ingredient or tool), which shows the next step in the recipe and provides necessary cooking tips or reminders.

Privacy Content: Ingredient types, ingredient quantities, cooking tools, user's facial features, hand movements, tabletop arrangement, kitchen environment items.

Scene Setup: A kitchen with a cooking counter, stove, refrigerator, kitchen tools (e.g., pots, knives, cutting boards, dishes), ingredients (e.g., vegetables, meat, spices), and possibly a recipe, phone, or other devices on the counter. The kitchen is well-lit, and the user stands near the workstation.

D.2.2 Cleaning Task Management. After cooking, the user decides to clean the kitchen. The AI applications on AR glasses, using built-in sensors and visual recognition, help the user identify areas that need cleaning and recommend appropriate cleaning tools. The AI assistant uses eye movement recognition to highlight the areas to be cleaned (e.g., stove, countertop) and provides cleaning steps and tool recommendations via voice instructions.

Privacy Content: User's facial features, cleaning areas, kitchen surfaces, cleaning tools, cleaning actions, and user's clothing (e.g., apron, gloves).

Scene Setup: Kitchen areas to be cleaned (e.g., stove, countertop, sink), cleaning tools (e.g., dish soap, cleaning cloths, sponges, gloves, mop), kitchen cabinets, sink.

D.2.3 Inventory Management. During the cleaning process, the AI applications on AR glasses detect that the user is missing certain ingredients (e.g., salt or oil) and remind them to replenish specific items. Through inventory tracking, the glasses also help manage the user's kitchen supplies. The user can query the stock of certain items (e.g., "How much salt do we have left?"), and the glasses provide real-time data on the inventory and suggest shopping for items.

Privacy Content: Kitchen item types, item quantities, ingredient types, user's voice commands, user's facial features, the arrangement of user's items.

Scene Setup: Kitchen inventory area (e.g., cabinets, refrigerator, pantry shelves), ingredient packaging, containers, with the user standing next to shelves or a refrigerator. The glasses can scan and recognize items.

D.2.4 Expiration Reminder for Household Items. After dinner, the user decides to check the ingredients in the refrigerator. The AI applications on the AR glasses use the camera to scan the fridge's contents, identify ingredients that are about to expire, and notify the user in time. The AI assistant provides alerts and suggests how to use or discard items.

Privacy Content: Ingredient types, food packaging labels (date, brand), user's facial features, user actions (e.g., opening the refrigerator, retrieving items).

Scene Setup: Kitchen with refrigerator containing ingredients (e.g., vegetables, meat, beverages, spices), the refrigerator door is open, and the user stands nearby checking the contents.

D.3 Social Interaction and Contextual Awareness

This type of scenario focuses on how AI applications on the AR glasses can enhance the user's social interactions within the home (e.g., receiving visitors) by analyzing emotions, providing social cues, and optimizing communication. Tasks in this scenario may involve emotion recognition, facial expression analysis, and speech analysis. Example tasks include: emotion recognition and feedback, social AI assistant, personalized suggestions—based on the user's social interaction patterns and preferences, the AI applications on the AR glasses provide personalized social advice or feedback (e.g., encouraging the user to engage in conversation with someone, recommending appropriate social activities, etc.).

Privacy Issues: Tasks involving emotion recognition and social behavior analysis may involve sensitive data. It is essential to ensure that the user's privacy is fully protected, especially regarding the leakage of personal emotional and psychological states.

D.3.1 Guest / New Acquaintance Social Interaction Analysis and Advice. The user interacts with a new acquaintance (e.g., a friend's partner or a distant relative) at a house party. The AI applications on AR glasses use facial expression recognition and eye-tracking technology to analyze the guest's emotions and offer real-time interaction advice to help the user optimize their communication strategy.

Privacy Content: Guest's facial features, emotional changes, eye contact, interaction between the user and the guest.

Scene Setup: A social gathering or party where the user is either standing or sitting next to a guest. The AI applications on AR glasses analyze the guest's facial expressions and emotions, providing feedback.

D.3.2 Emotion State Tracking and Improvement Suggestions. During a one-on-one conversation with a friend or colleague, the AI applications on AR glasses monitor both individuals' emotions through facial expression and voice analysis, offering suggestions to help regulate the interaction and improve emotional states.

Privacy Content: Facial expressions, voice tone, eye contact, body language, conversation content.

Scene Setup: The user and a friend or colleague are sitting indoors, having a casual or formal conversation. The AI applications on AR glasses track emotional shifts and offer suggestions in real-time.

D.3.3 Post-Social Interaction Emotional Feedback and Optimization Suggestions. After interacting with multiple people, the AI applications on AR glasses provide a summary of emotional changes throughout the conversation, offering a report and suggesting improvements for future social interactions to help the user enhance their communication strategy.

Privacy Content: Facial expressions, eye contact, emotional fluctuations, conversation content, voice tone.

Scene Setup: After a dinner or social activity, the user interacts with friends or colleagues. The AI applications on AR glasses provide an emotional analysis and feedback.

D.4 Multimodal Learning and Work Assistance

AI applications on AR glasses can help users in the workplace by enhancing productivity, managing complex tasks, and providing workflow support through AI technology. These tasks typically combine speech recognition, eye-tracking, and task automation to assist users in real-time operations or auxiliary functions. Example tasks include: task reminders and automation, meeting recording and collaboration, productivity enhancement.

Privacy Issues: Sensitive workplace data (e.g., company secrets, meeting content) must be strictly protected to prevent leakage or misuse.

D.4.1 Task Scheduling. The user starts their workday, and the AI applications on AR glasses automatically sync with their calendar to remind them of upcoming meetings or tasks. The AI assistant prepares the user by offering timely reminders of necessary materials or information, either through voice prompts or screen displays.

Privacy Content: Calendar entries, meeting schedules, document content, email content, user’s task list, work schedule, application access history.

Scene Setup: The user sits at their desk, with the AI applications on AR glasses displaying their calendar and reminders. The desk contains a computer, notebook, and work materials in a quiet office environment.

D.4.2 Meeting Recording and Collaboration. During a meeting, the AI applications on AR glasses use speech recognition and eye-tracking to automatically record meeting content and extract key information. The AI assistant provides keyword summaries or real-time notes to help the user follow up on meeting progress. The user can issue voice commands (e.g., “Record this topic”), and the assistant will automatically label meeting notes and update in real time.

Privacy Content: Meeting discussion content, confidential topics, participant identities, meeting duration, specific discussion details (e.g., company strategies, project progress), meeting recording data.

Scene Setup: A meeting room with participants seated around a table, the AI applications on AR glasses identifying and recording meeting content. The screen displays real-time notes and key information.

D.4.3 Task Tracking. After the meeting, the AI applications on AR glasses help the user track the progress of tasks derived from the meeting and provide automated reminders. Based on the user’s progress, the AI assistant periodically checks the status of the tasks and offers updates. The user can request to view task progress, and the assistant provides a task list and reminds them of the next steps.

Privacy Content: User’s task list, task progress, work goals, task priorities, related document content, task schedule.

Scene Setup: The user sits at their desk, using the AI applications on AR glasses to view their task list. The glasses display task status, deadlines, and priority information. The desk contains task materials, electronic devices, and work documents.

D.4.4 Work Break Reminder. The AI applications on AR glasses analyze the user’s work behavior (e.g., fatigue, distractions) and offer suggestions to enhance productivity (e.g., take a break, refocus).

Based on the data, the AI assistant offers efficiency-boosting tips (e.g., “Your concentration time is over; take a 5-minute break”).

Privacy Content: User’s work behavior data, attention levels, fatigue levels, work duration, work frequency, and AI assistant’s optimization suggestions.

Scene Setup: The user sits at their desk, with the AI applications on AR glasses analyzing their work state and offering productivity suggestions. The desk contains a computer, work materials, and other office tools.

E The Mapping Relationship For the Slider-based Control In the User Evaluation

Table 7 outlines the mapping between slider positions and the specific object category selected for obfuscation. This hierarchy is grounded in the privacy risk classification detailed in Section 3. The control mechanism is cumulative: lower settings (left) mask only high-sensitivity attributes, while higher settings (right) progressively expand the scope to include objects of lower sensitivity. The scale ranges from full transparency (Position 1) to complete obfuscation (Position 5).

Table 7: Mapping of objects to the control settings, where the object category denoted the object category to be obfuscated when the slider is at the corresponding position.

Slider position	Object category to be obfuscated
1 (obfuscate none)	
2	person, medicine, underwear, license plate, jewelry
3	person, medicine, underwear, license plate, jewelry, toilet,
4	person, medicine, underwear, license plate, jewelry, toilet, signed document, ID card, checkbook, swimsuit, calendar
5 (obfuscate all)	person, medicine, underwear, license plate, jewelry, toilet, signed document, ID card, checkbook, swimsuit, calendar,

F Interview Scripts For the Evaluation Study

We designed our questions to be open-ended and non-leading, while allowing participants to articulate their strategies and rationales without investigator bias. We encouraged them to ground their feelings and strategies in their experience.

1. Could you describe your overall experience using this permission control technique?
2. What did you perceive as the primary advantages and disadvantages of using this method?
3. Can you walk us through the strategy you used to configure your privacy settings during the tasks?
4. How did you decide when to engage with the permission systems, such as at the beginning, during the task, after the task, or other occasions, or never?
5. What factors influenced your decision to hide or show specific objects in the environment?
6. Comparing different techniques, do you think they are the same of different?
7. (If different) In what specific aspects, did you find them to differ?

8. Based on these comparisons, what techniques or what aspects of techniques aligns best with your personal preferences?

G Codebook For The Evaluation Study

Table 8 showed the codebook for the evaluation study.

Table 8: The final codebook applied in the thematic analysis.

Theme	Code	Description
Efficiency of VisGuardian	Reduction of Repetitive Operation	VisGuardian control.
	Minimization of Cognitive Load	VisGuardian standing.
Operational Strategies for Privacy Control	Proactive Group Configuration	Users utilize ization.
	Intermittent Status Verification	Users verify
	Hybrid Refinement	Users leverage settings.
Drivers of Permission Decision Choices	Utility-Driven Granting	Permission d utility trade-
	Personal and Social Attribute Management	Obfuscating and social bo
	Precautionary Defense	Permission c downstream