

Tiling of Hyperbolic Surface by a Single Tile

Chunlin Li, Erxiao Wang*, Wu Jie, Zhejiang Normal University
Min Yan[†], Hong Kong University of Science and Technology

January 28, 2026

Abstract

Tilings of a surface of negative Euler characteristic by n -gons with $n \geq 7$ is a finite problem. One extreme of the finite problem is single tile tilings. We develop the algorithm for finding all the single tile tilings and present the results for surfaces of small genus.

1 Introduction

Consider an edge-to-edge tiling of a closed and connected surface of Euler number χ by congruent n -gons, such that all vertices have degree ≥ 3 . We find that, if $n \geq 7$, then the number of tilings is finite for each fixed surface. Therefore it is possible to develop computer algorithms to find all such tilings.

There are two extreme cases of the problem. The first is few number of tiles. The second is the maximal number of tiles, which we will see is equivalent to that all vertices have degree 3. In this paper, we develop the algorithm optimised to single tile tilings. Then we apply the algorithm to get all the single tile tilings of the orientable surfaces $2\mathbb{T}^2$, $3\mathbb{T}^2$, $4\mathbb{T}^2$, and the non-orientable surfaces $3\mathbb{P}^2$, $4\mathbb{P}^2$, $5\mathbb{P}^2$. We find the number of tilings quickly become very large. For example, the number of tilings of $4\mathbb{T}^2$ by a single

*Corresponding author (wang.eric@zjnu.edu.cn). Research was supported by National Natural Science Foundation of China NSFC-RGC 12361161603 and Key Projects of Zhejiang Natural Science Foundation LZ22A010003.

[†]Research was supported by NSFC-RGC Joint Research Scheme N-HKUST607/23 and Hong Kong RGC General Research Fund 16305920.

22-gon is already 10404513. We can provide the complete list in this paper only for some limited cases.

A single tile tiling is combinatorially the same as a planar diagram (satisfying degree ≥ 3 assumption, in this paper). By same tiling, we mean the corresponding planar diagrams are the same. In [3] and [4], Zamorzaeva-Orleanschi attempted to find all the planar diagrams for $2\mathbb{T}^2$. Unfortunately, her list is not quite complete, and also includes duplicates. We will compare our findings with hers.

Beyond the combinatorial classification, there is the question whether the tilings can be geometrically realised by polygons with straight edges. We believe this is always true for single tile tilings, but cannot come up with a general argument. We explain a way to find examples of such polygons, and explicitly show the geometrical realisation for some families of tilings.

In subsequent papers [1] and [2], we will study tilings by two tiles, and tilings with maximal number of tiles, i.e., all vertices have degree 3. Incidentally, not all combinatorial tilings by two tiles can be geometrically realised.

In the rest of the introduction, we develop some basic facts.

Let v , e , f be the numbers of vertices, edges and tiles in the tiling. Let v_k be the number of vertices of degree k . Then we have

$$v - e + f = \chi, \tag{1.1}$$

$$v = v_3 + v_4 + v_5 + \cdots, \tag{1.2}$$

$$nf = 2e = 3v_3 + 4v_4 + 5v_5 + \cdots. \tag{1.3}$$

The following is an easy consequence of (1.3).

Lemma 1. *If n is odd, then the number of tiles in a tiling of surface by n -gons is even.*

Canceling v , e , f in (1.1), (1.2), (1.3), we get

$$\begin{aligned} -2n\chi &= (n-6)v_3 + (2n-8)v_4 + (3n-10)v_5 + \cdots \\ &= \sum_{k \geq 3} ((k-2)n - 2k)v_k. \end{aligned} \tag{1.4}$$

For $k \geq 3$, we have

$$\frac{n-6}{3} = \frac{1}{3}n - 2 \leq \frac{(k-2)n - 2k}{k} = \frac{k-2}{k}n - 2 < n - 2.$$

We note that the inequality \leq becomes an equality only for $k = 3$. Then by comparing (1.3) and (1.4), we get

$$\frac{n-6}{3}nf \leq -2n\chi < (n-2)nf.$$

Moreover, the inequality \leq becomes an equality only if $v_k = 0$ for all $k > 3$.

Lemma 2. *In an edge-to-edge tilings of a surface of Euler number $\chi < 0$ by n -gons, if $n \geq 7$, then the number f of tiles is bounded*

$$\frac{-2\chi}{n-2} < f \leq \frac{-6\chi}{n-6}.$$

Moreover, f equals the maximal number $\frac{-6\chi}{n-6}$ if and only if all vertices have degree 3.

By Lemma 1, we have $f \geq 2$ for odd n . Of course we have $f \geq 1$ for even n . Combined with $f \leq \frac{-6\chi}{n-6}$ in Lemma 2, we get

$$n \leq \begin{cases} 3(2 - \chi), & \text{odd } n \\ 6(1 - \chi), & \text{even } n \end{cases}.$$

Combined with the bound for f , we know that, for a fixed hyperbolic surface, the study of tilings of the surface by n -gons with $n \geq 7$ is a finite problem.

For example, the surface with $\chi = -1$ is $3\mathbb{P}^2$. We have $n \leq 12$. Then for each $7 \leq n \leq 12$, by Lemmas 1 and 2, we get the following complete list of combinations of f and n

$$\begin{aligned} n = 10, 12: f &= 1; \\ n = 9: f &= 2; \\ n = 8: f &= 1, 2, 3; \\ n = 7: f &= 2, 4, 6. \end{aligned}$$

Moreover, f reaches the respective maximal numbers 6, 3, 2, 1 for $n = 7, 8, 9, 12$. These are exactly the cases when all vertices have degree 3.

For another example, the surface with $\chi = -2$ is $2\mathbb{T}^2$ and $4\mathbb{P}^2$. We

similarly get $7 \leq n \leq 18$ and the following complete list

$$\begin{aligned}
n = 14, 16, 18: f &= 1; \\
n = 12: f &= 1, 2; \\
n = 11: f &= 2; \\
n = 10: f &= 1, 2, 3; \\
n = 9: f &= 2, 4; \\
n = 8: f &= 1, 2, 3, 4, 5, 6; \\
n = 7: f &= 2, 4, 6, 8, 10, 12.
\end{aligned}$$

Moreover, f reaches the respective maximal numbers 12, 6, 4, 3, 2, 1 for $n = 7, 8, 9, 10, 12, 18$. These are exactly the cases when all vertices have degree 3.

The extremes of the problem are the case of minimal $f = 1$ or 2, and the maximal $f = \frac{-6\chi}{n-6}$. In this paper, we describe the computer algorithm for calculating all tilings for $f = 1$, i.e., single tile tilings. This implies $v = e - 1 + \chi \geq 1$, and $n = 2e \geq 2(2 - \chi)$. Since n is even, we conclude the range for single tile tilings

$$2(2 - \chi) \leq n \leq 6(1 - \chi).$$

2 Single Tile Tiling of Orientable Surface

A single tile tiling has $f = 1$. By (1.3), we know $n = 2e$ is even. The surface is obtained by glueing the edges of the n -gon in e pairs. Therefore a single tile tiling is exactly a *planar diagram* D of the n -gon. The glueing of the edge pairs gives a single tile tiling \mathcal{T}_D of a closed surface S_D .

We label the *corners* of the n -gon by $i \in \mathbb{Z}_n$ in circular way. The i -th corner has *angle value* that we denote by $[i]$. We also denote the edge connecting i to $i + 1$ by \bar{i} . The edge has *length* that we denote by $|\bar{i}|$. The left of Figure 1 is the labels of a 10-gon.

We denote a planar diagram for an orientable surface by

$$D = (\bar{i}_1 \bar{j}_1, \bar{i}_2 \bar{j}_2, \dots, \bar{i}_e \bar{j}_e),$$

which each edge appears exactly once. The orientability means that the edge pair $\bar{i} \bar{j}$ is identified in the opposing way, as in the middle of Figure 1. The

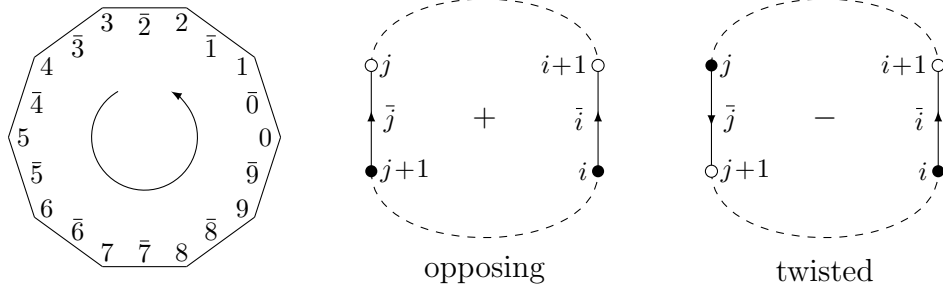


Figure 1: Labels for n -gon, and edge pair inducing adjacent corners at vertices.

pair induces adjacent corners i and $j+1$ at a vertex \bullet of the tiling in Figure 2, which we denote

$$\bar{i}\bar{j} \implies \bullet = i(j+1) \cdots, \quad (2.1)$$

and also induces adjacent corners j and $i+1$ at a vertex \circ of the tiling, which we denote

$$\bar{j}\bar{i} \implies \circ = j(i+1) \cdots. \quad (2.2)$$

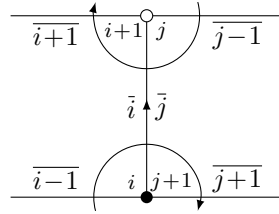


Figure 2: Opposing edge pairs inducing adjacent corners at vertices.

We remark that, although the edge pair $\bar{i}\bar{j}$ in a planar diagram has no order among \bar{i} and \bar{j} , we do care about the order when they induce adjacent corners at vertices in (2.1) and (2.2). The two formulas are actually the same, after exchanging i and j .

We may further construct the vertex \bullet by considering which edge is paired with $\bar{j}+1$. This adds a corner adjacent to (in the clockwise direction) the corner $j+1$ at \bullet . Continuing the process eventually comes back to the corner i , and completes the vertex \bullet . The same can be carried out for the vertex \circ .

For example, we rewrite the formula (2.1) as

$$i \cdots \stackrel{\bar{i}\bar{j}}{=} i(j+1) \cdots ,$$

and calculate vertices from the 10-gon planar diagram $D = (\bar{0}\bar{2}, \bar{1}\bar{4}, \bar{3}\bar{7}, \bar{5}\bar{8}, \bar{6}\bar{9})$ on the left of Figure 3

$$\begin{aligned} \bullet &= 0 \cdots \stackrel{\bar{0}\bar{2}}{=} 0(2+1) \cdots = 03 \cdots \stackrel{\bar{3}\bar{7}}{=} 038 \cdots \stackrel{\bar{8}\bar{5}}{=} 0386 \cdots \stackrel{\bar{6}\bar{9}}{=} 0386, \\ \circ &= 2 \cdots \stackrel{\bar{2}\bar{0}}{=} 21 \cdots \stackrel{\bar{1}\bar{4}}{=} 215 \cdots \stackrel{\bar{5}\bar{8}}{=} 2159 \cdots \stackrel{\bar{9}\bar{6}}{=} 21597 \cdots \\ &\quad \stackrel{\bar{7}\bar{3}}{=} 215974 \cdots \stackrel{\bar{4}\bar{1}}{=} 215974. \end{aligned}$$

The last equality for \bullet is due to $9+1=0$ in \mathbb{Z}_{10} , and we come back to the initial corner 0. The last equality for \circ is due to $1+1=2$ in \mathbb{Z}_{10} , and we come back to the initial corner 2. The calculation shows that the single tile tiling has two vertices $\bullet = 0386$ and $\circ = 215974$ on the right of Figure 3.

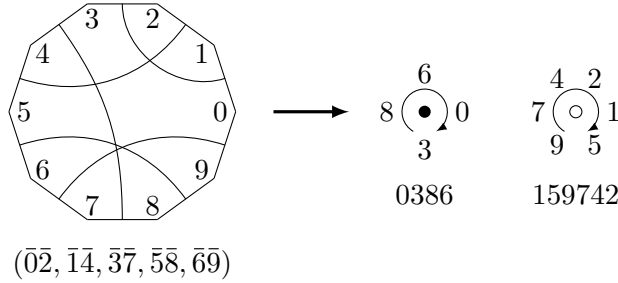


Figure 3: Planar diagram to vertices.

In general, a planar diagram D divides all the corners into a disjoint union of circularly ordered subsets V_1, V_2, \dots, V_v . The vertex set in the example above consists of $V_1 = 0386$ and $V_2 = 215974$. By circularly ordered, we mean rotations represent the same vertex

$$0386 = 3860 = 8603 = 6038.$$

Each subset is a *vertex* of the tiling \mathcal{T}_D , and the collection of the circularly ordered subsets is a *vertex set*.

The degree of a vertex is the number of corners in the subset. In the example above, the degrees of \bullet and \circ are respectively 4 and 6. If v is the

number of subsets, then the Euler number of the surface is $\chi = v - e + 1$. The example has $\chi = 2 - 5 + 1 = -2$. This means the surface $S_D = 2\mathbb{T}^2$.

Conversely, from a circularly ordered subset, aka a vertex, we can recover the edge pairs that induce the vertex. Specifically, we reverse the formula (2.1) to get the formula from vertices to edge pairs

$$ij \cdots \implies \overline{ij-1}. \quad (2.3)$$

For example, the vertex 0386 can be expressed as $03 \cdots, 38 \cdots, 86 \cdots, 60 \cdots$, which give the edge pairs

$$03 \cdots \implies \overline{02}, \quad 38 \cdots \implies \overline{37}, \quad 86 \cdots \implies \overline{85}, \quad 60 \cdots \implies \overline{69}.$$

By exchanging the order in the edge pairs, we find that the following should also be vertices

$$\overline{20} \implies 21 \cdots, \quad \overline{73} \implies 74 \cdots, \quad \overline{58} \implies 59 \cdots, \quad \overline{96} \implies 97 \cdots.$$

Then we find $21 \cdots$ and $5974 \cdots$ should be vertices. Moreover, the four known edge pairs imply the fifth edge pair $\overline{14}$, which further implies $15 \cdots$ and $42 \cdots$ are vertices. Therefore 215974 is a vertex.

We conclude that the vertex 0386 implies there is only one more vertex 215974 , and also uniquely determines the planar diagram $(\overline{02}, \overline{14}, \overline{37}, \overline{58}, \overline{69})$.

We see that planar diagrams are equivalent to vertex sets. In a vertex set, we require all the circularly ordered subsets to have at least three elements, and the edge pairs induced by all the circularly ordered subsets are compatible. The requirement is the same as the following.

Proposition 3. *A disjoint union of circularly ordered subsets V_1, V_2, \dots, V_v of \mathbb{Z}_n is a vertex set (i.e., induced from a planar diagram) if and only if the following are satisfied:*

- *Each (circularly ordered) subset has at least three corners.*
- *$i(i+1) \cdots$ is not a subset.*
- *If $ij \cdots$ is a subset, then $(j-1)(i+1) \cdots$ is a subset.*

The subsets will be vertices. However, we still call them subsets instead of vertices in the statement of the lemma and the if part of the proof, to avoid suggesting they are already vertices in some tiling.

We remark that, in addition to the second condition in Lemma 3, another useful condition is that $i(i+2)\cdots$ is not a subset. The reason is that applying the third condition to $i(i+2)\cdots$ gives a subset $(i+1)(i+1)\cdots$, a contradiction.

Proof. Suppose we have a vertex set. Then the first condition is satisfied because each vertex has degree ≥ 3 . The second condition is satisfied because adjacent corners $i(i+1)$ at a vertex would imply $\bar{i}\bar{i}$ is an edge pair, a contradiction. The third condition is satisfied because a vertex $ij\cdots$ implies an edge pair $\bar{i}\bar{j}-1$, and then the edge pair $\bar{j}-1\bar{i}$ implies the vertex $(j-1)(i+1)\cdots$.

Conversely, suppose a disjoint union satisfies three conditions. We consider the map f from the set X of adjacent corners at vertices to the set Y of induced edge pairs. The third condition means that, if $f(i(j-1)\cdots) = \bar{i}\bar{j}$ for some $i(j-1)\cdots \in X$, then we also have $f(j(i-1)\cdots) = \bar{j}\bar{i}$ for another $j(i-1)\cdots \in X$. By the second condition, the adjacent corners $i(j-1)$ and $j(i-1)$ at vertices are different pairs. Therefore the map f is at least two to one everywhere.

On the other hand, since every corner $i \in \mathbb{Z}_n$ appears in a subset $ij\cdots$, the corresponding edge \bar{i} appears in an induced edge pair $\bar{i}\bar{j}-1$. Therefore there are at least $\frac{n}{2} = e$ edge pairs in Y . Since X has $n = 2e$ elements, and f is at least two to one everywhere, we conclude f is exactly two to one everywhere. This implies Y has exactly e elements, and is a planar diagram. \square

Two vertex sets represent the same tiling if and only if they are related by one of the following, for a constant $c \in \mathbb{Z}_n$:

- Apply $i \mapsto c + i$, and keep the circular orders of all the vertices.
- Apply $i \mapsto c - i$, and reverse the circular orders of all the vertices.

The second transformation is due to the change of the orientation (which is not part of the tiling) of the surface. The following is an example of the second transformation for 10-gon

$$(0386, 159742) \xrightarrow{3-i} (3057, 284691) \xrightarrow{\text{reverse}} (7503, 196482) = (0357, 196482).$$

The equivalence of tilings can also be stated for planar diagrams. Here is how the edges are relabelled, for a constant $c \in \mathbb{Z}_n$:

- Apply $\bar{i} \mapsto \overline{c + i}$.
- Apply $\bar{i} \mapsto \overline{c - i - 1}$.

The following is the same example in terms of the planar diagram

$$(\bar{0}\bar{2}, \bar{1}\bar{4}, \bar{3}\bar{7}, \bar{5}\bar{8}, \bar{6}\bar{9}) \xrightarrow{\overline{3-i-1}} (\bar{2}\bar{0}, \bar{1}\bar{8}, \bar{9}\bar{5}, \bar{7}\bar{4}, \bar{6}\bar{3}) = (\bar{0}\bar{2}, \bar{1}\bar{8}, \bar{3}\bar{6}, \bar{4}\bar{7}, \bar{5}\bar{9}).$$

In a tiling of $2\mathbb{T}^2$ by a single n -gon, we know $n = 2e$ with $4 \leq e \leq 9$. The number of vertices in the tiling is $v = e - 3$. For $3\mathbb{T}^2$, we know $n = 2e$ with $6 \leq e \leq 15$, and $v = e - 5$. For $4\mathbb{T}^2$, we know $n = 2e$ with $8 \leq e \leq 21$, and $v = e - 7$.

We may use the code described above to find all tilings of $2\mathbb{T}^2$ by n -gons with $n > 7$.

The following are the numbers of tilings.

$2\mathbb{T}^2$	polygon size	8	10	12	14	16	18
	number	4	18	34	38	20	8
$3\mathbb{T}^2$	polygon size			12	14	16	18
	number			82	1022	5741	18281
	polygon size	20	22	24	26	28	30
	number	36232	46784	32296	20978	6396	927
$4\mathbb{T}^2$	polygon size	16	18	20	22	...	42
	number	7258	175136	1785661	10404513		676445

Figure 4 shows the four tilings by a single octagon. Figure 5 shows the eight tilings by a single 18-gon.

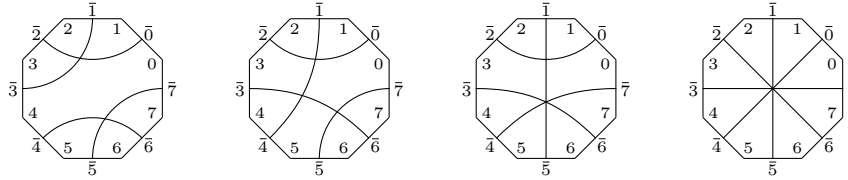


Figure 4: Tiling of $2\mathbb{T}^2$ by single octagon.

Figure 5 gives the six tilings of $2\mathbb{T}^2$ by single 18-gon.

Zamorzaeva-Orleanschi [3, 4] also studied single tile tilings of $2\mathbb{T}^2$ and came up with a list. The following are missing from her list. Note that we underline the two digits numbers, such as $\underline{10}$, to avoid confusion. For example, $459\underline{10}$ is a vertex consisting of four corners 4, 5, 9, 10.

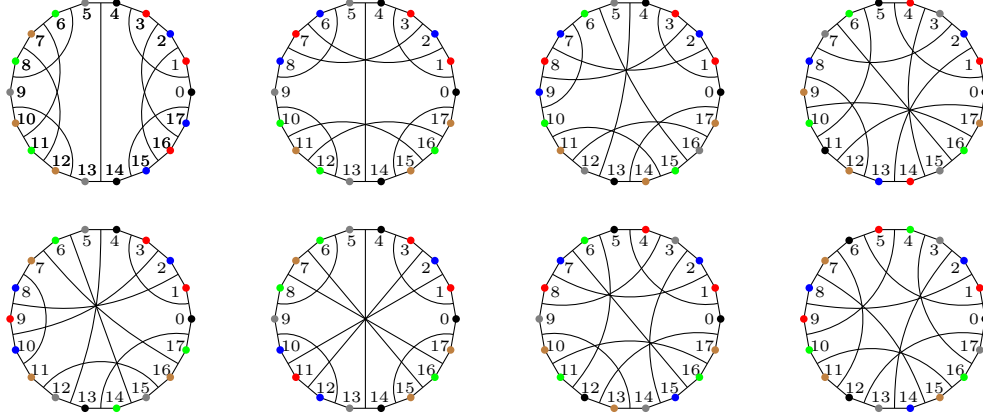


Figure 5: Tiling of $2\mathbb{T}^2$ by single 18-gon.

- 12-gon: (036, 1210711, 4589), (0385, 1210611, 479), (039, 121011, 48567), (03106, 12849, 5711), (036, 127118, 45910).
- 14-gon: (03126, 12910, 4118, 5713), (048, 1311, 210612, 57913).
- 18-gon: (0511, 148, 2715, 3149, 61116, 101317), (0512, 149, 2816, 31510, 61114, 71317).

The following are duplicated in her list:

- 12-gon: (038, 125106, 47911), (0386, 129510, 4711).
- 14-gon: (0497, 1311, 210612, 5813), (0496, 1312, 211713, 5810), (04116, 138, 27139, 51012).
- 16-gon: (049, 1312, 211613, 5814, 71015).

3 Single Tile Tiling of Non-orientable Surface

In a single tile tiling of a non-orientable surface, both opposing and twisted edge pairs in Figure 1 may appear in a planar diagram. We need to keep track of the orientation on both sides of the edge.

We denote an opposing edge pair by $\bar{i}\bar{j}_+$, and denote a twisted edge pair by $\bar{i}\bar{j}_-$. An example is the 10-gon planar diagram $D = (\bar{0}\bar{1}_-, \bar{2}\bar{5}_+, \bar{3}\bar{8}_-, \bar{4}\bar{7}_-, \bar{6}\bar{9}_+)$. There is no order in edge pair. In other words, the edge pairs $\bar{i}\bar{j}_\sigma$ and $\bar{j}\bar{i}_\sigma$ are the same.

The non-orientability of the surface means there is at least one twisted pair in the planar diagram.

In Figure 6, we decorate all the corners and edges by the orientation $\sigma = \pm$. It shows how a twisted edge pair induces adjacent corners at two vertices. On the left, we split a twisted edge pair $\bar{i}\bar{j}_-$ into $\bar{i}_-\bar{j}_+$ and $\bar{j}_+\bar{i}_-$, and get

$$\bar{i}_+\bar{j}_- \implies \bullet = i_+j_- \cdots, \quad \bar{j}_-\bar{i}_+ \implies \circ = (j+1)_-(i+1)_+ \cdots.$$

The right picture is the vertical flip of the left picture, and we get the equivalent formulas

$$\bar{j}_+\bar{i}_- \implies \bullet = j_+i_- \cdots, \quad \bar{i}_-\bar{j}_+ \implies \circ = (i+1)_-(j+1)_+ \cdots.$$

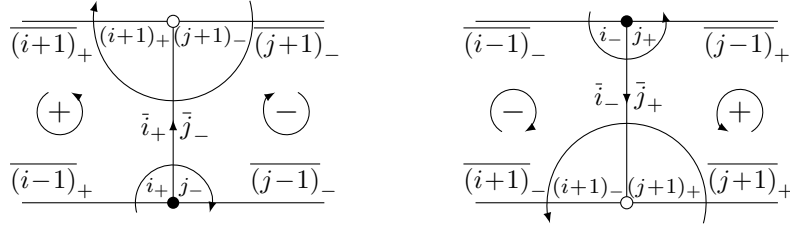


Figure 6: Twisted edge pairs inducing adjacent corners at vertices.

The formulas for an opposing pair are based on Figure 2, with all corners and edges decorated by $+$, and the vertical flip of the picture, with all corners and edges decorated by $-$. The picture in Figure 2 means we split an opposing pair $\bar{i}\bar{j}_+$ into $\bar{i}_+\bar{j}_+$ and $\bar{j}_+\bar{i}_+$, each inducing adjacent corners at a vertex

$$\bar{i}_+\bar{j}_+ \implies \bullet = i_+(j+1)_+ \cdots, \quad \bar{j}_+\bar{i}_+ \implies \circ = j_+(i+1)_+ \cdots.$$

Equivalently, the vertical flip of Figure 2 means we split $\bar{i}\bar{j}_+$ into $\bar{i}_-\bar{j}_-$ and $\bar{j}_-\bar{i}_-$, each inducing adjacent corners at a vertex

$$\bar{j}_-\bar{i}_- \implies \bullet = (j+1)_-i_- \cdots, \quad \bar{i}_-\bar{j}_- \implies \circ = (i+1)_-j_- \cdots.$$

Therefore a vertex is a circularly ordered subset of \mathbb{Z}_n , with each corner decorated by $\sigma = \pm$. An example is the vertex set $(0_+1_-2_+6_+, 3_+8_-5_+, 4_+7_-9_-)$ for a 10-gon tiling. By circularly ordered, we mean the following represent the same vertex:

- Rotation, and the decorations σ are preserved.
- Reversion of circular order, and decorations are changed from σ to $-\sigma$.

For example, we have

$$0_+1_-2_+6_+ \xrightarrow{\text{rotation}} 2_+6_+0_+1_- \xrightarrow{\text{reversion}} 6_-2_-1_+0_- \xrightarrow{\text{rotation}} 0_-6_-2_-1_+.$$

We may summarise the formula from planar diagram D to vertices as the following

$$\begin{aligned} i_+ \cdots & \xrightarrow{\bar{i}\bar{j}_+} i_+(j+1)_+ \cdots, & i_+ \cdots & \xrightarrow{\bar{i}\bar{j}_-} i_+j_- \cdots, \\ i_- \cdots & \xrightarrow{\bar{i}-1\bar{j}_-} i_-(j+1)_+ \cdots, & i_- \cdots & \xrightarrow{\bar{i}-1\bar{j}_+} i_-j_- \cdots. \end{aligned}$$

This means that, to continue the construction of a vertex $i_+ \cdots$, we find an edge pair $\bar{i}\bar{j}_\sigma \in D$ and follow the formulae in the first row. Moreover, to continue the construction of a vertex $i_- \cdots$, we find an edge pair $\bar{i}-1\bar{j}_\sigma \in D$ and follow formulae in the second row. For example, the planar diagram $D = (\bar{0}\bar{1}_-, \bar{2}\bar{5}_+, \bar{3}\bar{8}_-, \bar{4}\bar{7}_-, \bar{6}\bar{9}_+)$ implies the vertices

$$\begin{aligned} 0_+ \cdots & \xrightarrow{\bar{0}\bar{1}_-} 0_+1_- \cdots \xrightarrow{\bar{0}\bar{1}_-} 0_+1_-2_+ \cdots \xrightarrow{\bar{2}\bar{5}_+} 0_+1_-2_+6_+ \cdots \xrightarrow{\bar{6}\bar{9}_+} 0_+1_-2_+6_+, \\ 3_+ \cdots & \xrightarrow{\bar{3}\bar{8}_-} 3_+8_- \cdots \xrightarrow{\bar{7}\bar{4}_-} 3_+8_-5_+ \cdots \xrightarrow{\bar{5}\bar{2}_+} 3_+8_-5_+, \\ 4_+ \cdots & \xrightarrow{\bar{4}\bar{7}_-} 4_+7_- \cdots \xrightarrow{\bar{6}\bar{9}_+} 4_+7_-9_- \cdots \xrightarrow{\bar{8}\bar{3}_-} 4_+7_-9_-. \end{aligned}$$

We get the vertex set $(0_+1_-2_+6_+, 3_+8_-5_+, 4_+7_-9_-)$ at the end.

Conversely, the following are the formulae from vertices to edge pairs

$$\begin{aligned} i_+j_+ \cdots & \implies \bar{i}(\bar{j}-1)_+, & i_+j_- \cdots & \implies \bar{i}\bar{j}_-, \\ i_-j_+ \cdots & \implies (\bar{i}-1)(\bar{j}-1)_-, & i_-j_- \cdots & \implies (\bar{i}-1)\bar{j}_+ \end{aligned}$$

For example, the vertex $0_+1_-2_+6_+$ implies edge pairs

$$\begin{aligned} 0_+1_- \cdots & \implies \bar{0}\bar{1}_-, & 1_-2_+ \cdots & \implies \bar{1}\bar{0}_-, \\ 2_+6_+ \cdots & \implies \bar{2}\bar{5}_+, & 6_+0_+ \cdots & \implies \bar{6}\bar{9}_+. \end{aligned}$$

Note that the edge pair $\bar{0}\bar{1}_-$ already appears twice. It will not appear from the pairs derived from the other vertices. On the other hand, the vertex set should also contain the vertices $5_+3_+ \cdots$ and $9_+7_+ \cdots$ induced from $\bar{5}_+\bar{2}_+$

and $\bar{9}_+\bar{6}_+\cdots$. Indeed, $5_+3_+\cdots$ is part of $3_+8_-5_+ = 5_+3_+8_-$, and $9_+7_+\cdots$ is part of $4_+7_-9_- = 9_+7_+4_-$.

Similar to the orientable case, planar diagrams and vertex pairs are equivalent. The following is the analogue of Proposition 3. The proof is completely similar and is omitted.

Proposition 4. *A disjoint union of circularly ordered subsets of \mathbb{Z}_n , together with decorations by ± 1 , is a vertex set if and only if the following are satisfied:*

- *Each (circularly ordered) subset has at least three corners.*
- *$i_+(i+1)_+\cdots$ is not a subset.*
- *If $i_+j_+\cdots$ is a subset, then $(j-1)_+(i+1)_+\cdots$ is a subset. If $i_+j_-\cdots$ is a subset, then $(i+1)_-(j+1)_+\cdots$ is a subset.*

The condition $i_+(i+1)_+\cdots$ is not a vertex is the same as the condition $(i+1)_-i_-\cdots$ is not a vertex. Similar remark applies to the third condition.

Two planar diagrams give the same tiling if they are related by the rotation $i \mapsto c+i$ or the reversion $i \mapsto c-i$, for some constant $c \in \mathbb{Z}_n$. The decoration is not changed. For example, the 10-gon planar diagram $(\bar{0}\bar{1}_-, \bar{2}\bar{5}_+, \bar{3}\bar{8}_-, \bar{4}\bar{7}_-, \bar{6}\bar{9}_+)$ and the following give the same tilings

$$\begin{aligned} i \mapsto 3+i: (\bar{3}\bar{4}_-, \bar{5}\bar{8}_+, \bar{6}\bar{1}_-, \bar{7}\bar{0}_-, \bar{9}\bar{2}_+) &= (\bar{0}\bar{7}_-, \bar{1}\bar{6}_-, \bar{2}\bar{9}_+, \bar{3}\bar{4}_-, \bar{5}\bar{8}_+), \\ i \mapsto 3-i: (\bar{3}\bar{2}_-, \bar{1}\bar{8}_+, \bar{0}\bar{5}_-, \bar{9}\bar{6}_-, \bar{7}\bar{4}_+) &= (\bar{0}\bar{5}_-, \bar{1}\bar{8}_+, \bar{2}\bar{3}_-, \bar{4}\bar{7}_+, \bar{6}\bar{9}_-). \end{aligned}$$

The same tiling can also be interpreted in terms of vertex sets. If we apply $i \mapsto c+i$ to corners in vertex sets, then we need to keep the circular orders and decorations σ of all the vertices. If we apply $i \mapsto c-i$ to corners in vertex sets, then we need to reverse the circular orders and decorations σ of all the vertices. The following is an example of the second transformation

$$\begin{aligned} (0_+1_-2_+6_+, 3_+8_-5_+, 4_+7_-9_-) &\xrightarrow{3-i} (3_+2_-1_+7_+, 0_+5_-8_+, 9_+6_-4_-) \\ &\xrightarrow{\text{reverse}} (7_-1_-2_+3_-, 8_-5_+0_-, 4_+6_+9_-) \\ &= (0_-8_-5_+, 1_-2_+3_-7_-, 4_+6_+9_-). \end{aligned}$$

Now we present the result of our computer algorithm that gives all the single tile tilings of orientable surfaces of small genus. The following is the numbers of single tile tilings for non-orientable surfaces of small genus.

polygon size	8	10	12	14	16	18	20	22	24
$3\mathbb{P}^2$	22	24	11						
$4\mathbb{P}^2$	47	279	682	838	508	144			
$5\mathbb{P}^2$		473	4928	20979	47462	62283	47825	19971	3627

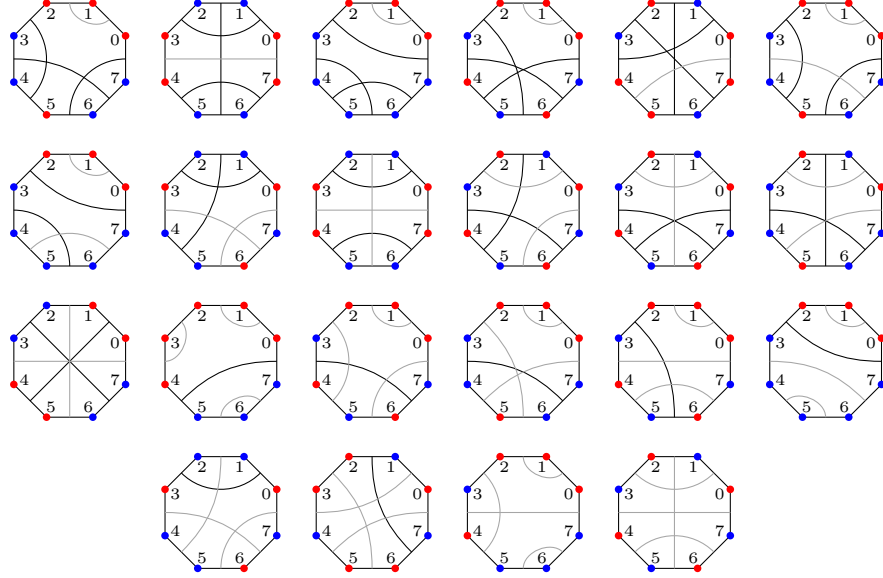


Figure 7: Tiling of $3\mathbb{P}^2$ by single octagon.

Figures 7, 8, 9 give all the single tile tilings of $3\mathbb{P}^2$. The normal chords mean opposing edge pairs, and the gray chords mean twisted edge pairs.

References

- [1] C. L. Li, E. X. Wang, J. Wu, M. Yan. Tiling of hyperbolic surface by two tiles, preprint, 2026
- [2] C. L. Li, E. X. Wang, J. Wu, M. Yan. Tiling of hyperbolic surface by maximal number of tiles, preprint, 2026
- [3] E. Zamorzaeva-Orleanschi. *Isohedral tilings by 8-, 10- and 12-gons for hyperbolic translation group of genus two*. Buletinul Academiei de Științe a Republicii Moldova. Matematica 87, no. 2 (2018): 74-84.

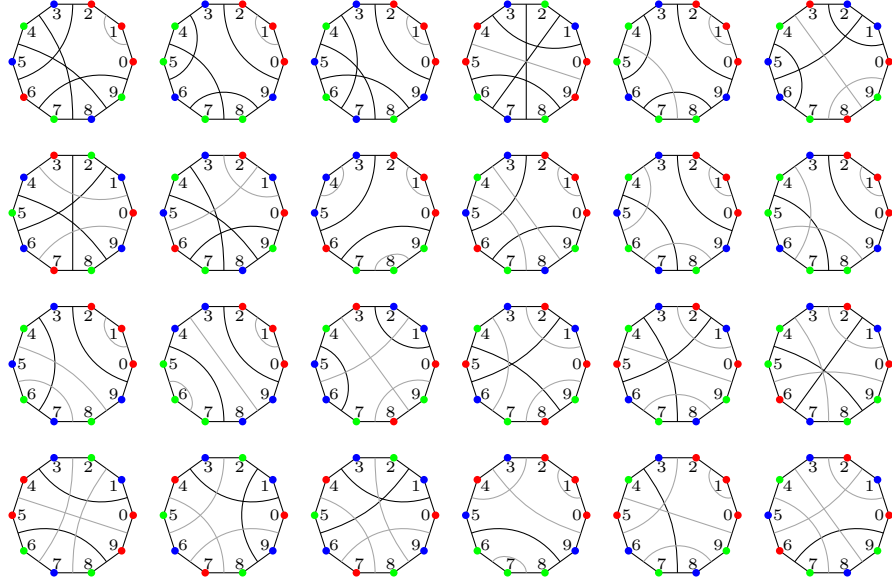


Figure 8: Tiling of $3\mathbb{P}^2$ by single decagon.

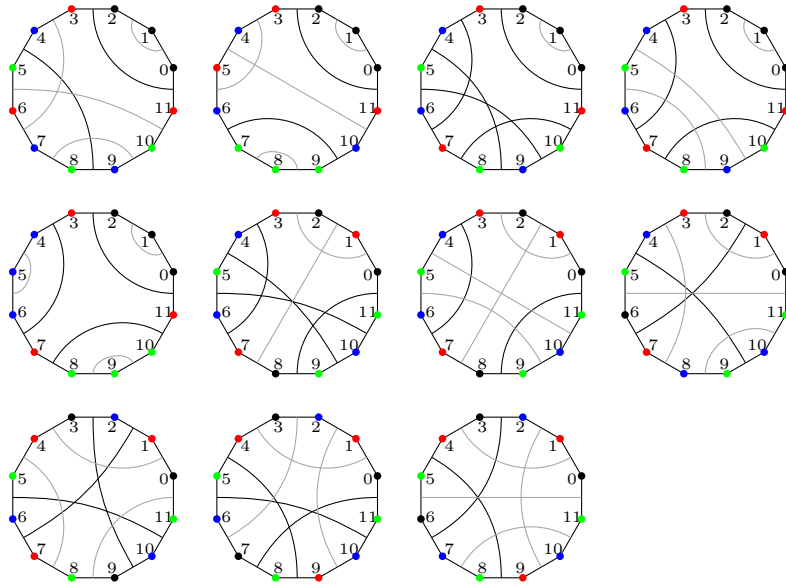


Figure 9: Tiling of $3\mathbb{P}^2$ by single 12-gon.

- [4] E. Zamorzaeva-Orleanschi. Isohedral tilings by 14-, 16-and 18-gons for hyperbolic translation group of genus two. Buletinul Academiei de Ştiinţe a Republicii Moldova. Matematica 89, no. 1 (2019): 91-102.