

Inertial-to-Rindler Coordinates, with applications to the Twin Paradox, Radar Time and the Unruh Temperature

Paul M. Alsing*

Department of Physics, Florida Atlantic University, Boca Raton, FL, 33431

(Dated: January 28, 2026)

Abstract

In this work we formulate a two-parameter family of transformations in flat Minkowski space-time that smoothly interpolates between motion with constant initial/final velocity (inertial coordinates), and with constant acceleration (Rindler coordinates¹), which we term Inertial-to-Rindler (I2R) coordinates. We revisit the Twin “Paradox” and show how the new I2R coordinates justify the “immediate-” and “gradual-turnaround” scenarios discussed in many textbooks and articles. We also examine the radar time formulation of hypersurfaces of simultaneity by Dolby and Gull² for these new coordinates as we transition from zero to uniform acceleration. Finally we re-examine the negative frequency content of a purely positive frequency Minkowski plane wave as observed by the I2R observer, and derive perturbative corrections to the Unruh³ temperature for the two cases of initial/final velocities slightly greater than zero, and slightly less than the speed of light - the latter of which characterizes constant acceleration motion. We argue for a proposed velocity-dependent generalization of the Unruh temperature that smoothly varies from zero at zero-acceleration, to the standard form at constant acceleration.

I. INTRODUCTION

Inertial observers moving at constant velocity relative to one another form the basis of Einstein's Special Relativity (SR), along with the constancy of the speed of light. Within SR, and then when moving to General Relativity (GR), one learns of the central importance of an observer moving with constant acceleration^{4–8} described by the celebrated Rindler coordinates¹. Hawking's seminal work showing that black holes (BH) evaporate⁹, and hence are classical thermodynamic objects, relied on a stationary observer hovering just outside the horizon of a BH at constant radius, and hence undergoing constant acceleration in order to maintain stationary. The Hawking temperature of a BH of mass M is proportional to its surface gravity, which is the gravitational acceleration $\kappa = GM/R_s^2$ at its Schwarzschild radius $R_s = 2GM/c^2$ of its horizon. One year later, Unruh³ showed that essentially the same effect can occur in flat (Minkowski) spacetime for non-inertial observers undergoing constant acceleration a_0 . Analogously, the Unruh temperature is proportional to the (Rindler) observer's acceleration. These two scenarios are intimately related, since in GR we learn that the metric of the spacetime for a stationary observer just outside the BH can be put into the form of the constant acceleration Rindler metric^{4–8}.

The Rindler coordinates for an object located at (t, x) in the frame of the accelerated observer (Rob for short, with origin $x = 0$) undergoing constant acceleration a_0 with respect to an inertial Minkowski observer (Bob, for short) with coordinates (T, X) are given by the well-known transformation¹

$$T = \frac{1}{a_0} e^{a_0 x} \sinh(a_0 t), \quad X = \frac{1}{a_0} e^{a_0 x} \cosh(a_0 t), \quad (1)$$

where we have taken the speed of light to be $c = 1$. The velocity of the accelerated observer with respect to the inertial observer is given by $-1 \leq V(t) = dX(t)/dT(t) = \tanh(a_0 t) \leq 1$. Thus, the uniformly accelerated observer begins their journey at the speed of light $V(-\infty) = -1$, traveling with decreasing velocity towards the inertial observer's origin $X = 0$, slows down to $V(0) = 0$ there, and then continues back out to infinity, again reaching a terminal velocity of the speed of light $V(\infty) = 1$. Conceptually therefore, there is a technical inconsistency which never causes any real trouble in physical calculations, but is nonetheless theoretically bothersome: namely, the physical (massive) observer can never achieve the speed of light $c = 1$ which the uniform accelerated observer begins and ends their journey. A much more satisfying situation would be one in which Rob begins and

ends with a finite speed $\pm\beta_0$ where $0 < \beta_0 < 1$, while still undergoing some manner of, now non-uniform, acceleration $a(t)$. This is the core subject of investigation of this paper, which we develop shortly. We term these new coordinates Inertial-to-Rindler coordinates, and denote them as I2R coordinates. While the Rindler coordinates are a 1-parameter set of transformations between (T, X) and (t, x) with acceleration parameter a_0 (since the terminal velocity is taken to be fixed at $\beta_0 = 1$), the new I2R coordinates involve two parameters (a_0, β_0) , which one can choose freely, and reduce (for $x = 0$) to constant velocity and uniform acceleration as $\beta_0 \rightarrow 0$ and $\beta_0 \rightarrow 1$, respectively, for constant a_0 , namely,

$$T \rightarrow t, \quad X \rightarrow \beta_0 t = \beta_0 X, \quad \text{for } \beta_0 \ll 1, \quad \text{constant velocity}, \quad (2)$$

$$T \rightarrow \frac{1}{a_0} \sinh(a_0 t), \quad X \rightarrow \frac{1}{a_0} \cosh(a_0 t), \quad \text{for } \beta_0 \rightarrow 1, \quad \text{constant acceleration}. \quad (3)$$

We shall show below that the proper acceleration $a(t)$ also depends on (a_0, β_0) and is approximately constant at its peak value $a(0) = \beta_0 a_0$ for an adjustable finite duration $(-t^*, t^*)$, symmetric about the origin, and essentially zero outside this range. By adjusting both the value of β_0 and a_0 one can smoothly (continuously) create either an “immediate” turnaround, or a “gradual” turnaround scenario for the twin “paradox,” which is usually handled by a piecewise approximation² of (i) an inbound (inertial) initial velocity of $-\beta_0$ from $t \in (-\infty, t^*)$, (ii) (Rindler) uniform acceleration for a brief time $(-t^*, t^*)$, and (iii) returning with (inertial) outbound velocity of β_0 from (t^*, ∞) . Inspired by the work of Dolby and Gull², we also explore the coordinate free *radar time* assignment of consistent lines of simultaneity for the I2R observer, which we designate as Irwin, for short. As shown by Dolby and Gull, the radar time assigns a *unique* time to any event (to which the traveling twin can send and receive signals), resolving misconceptions that have appeared in the literature and textbooks claiming the lines of simultaneity can “cross” when an “immediate” turnaround traveler’s velocity abruptly “swings around” from $-\beta_0$ to β_0 (thus inconsistently having them assign multiple different coordinates to the same event).

Turning to how the traveling observer perceives an inertial observer’s plane wave, we know that for inertial observers undergoing constant velocity β_0 , Bob’s (rest frame) positive frequency ω plane waves remain positive, Doppler shifted, frequency plane waves with frequency $\omega' = \sqrt{\frac{1 \pm \beta_0}{1 \mp \beta_0}} \omega$ (where the upper/lower signs corresponds to blueshifts and redshifts, respectively) as perceived by the moving observer. However, the uniformly accelerating observer Rob perceives the purely positive frequency plane wave of Bob (inertial) as hav-

ing both positive and negative frequency components when Fourier analyzed. The absolute square of the negative frequency component has a (boson) thermal Planck spectrum with an Unruh temperature proportional to the constant acceleration a_0 , and is an indication of the particle creation that Rob perceives as he travels through the surrounding inertial vacuum. Ultimately, this particle creation results from the constant force Rob undergoes to keep him in uniform acceleration. In fact, any motion that is not zero acceleration will produce a response in Rob's particle detector¹⁰, though the exact thermal nature of the Unruh radiation for uniform acceleration is directly tied to the hyperbolic nature of the Rindler transformation of coordinates^{11,12}. Rob's orbit is confined to the Right Rindler Wedge (RRW) of Minkowski space $X > |T| > 0$ which is causally disconnected from any "mirror" observer "boR" traveling in the Left Rindler Wedge (LRW) $X < -|T| < 0$. Quantum mechanically, the inertial vacuum is an entangled (two-mode squeezed¹³⁻¹⁵) state of the LRW and RRW. Since Rob's orbit is confined solely to the RRW and can never receive any signals from boR in the LRW, Rob's quantum mechanical state is formed by tracing over the states of the LRW^{3,10,20}, resulting in a thermal density matrix, with the Unruh temperature $k_b T_U \stackrel{\text{def}}{=} \frac{\hbar a_0}{2\pi c}$, where k_b is Boltzmann's constant. This temperature could be argued from dimensional grounds alone by noting that $k_b T_U \sim \hbar \omega_0$ for some frequency ω_0 . The only frequency in the problem is $\omega_0 = a_0/c$ in flat spacetime. In curved spacetime, the relevant frequency in the problem is the surface gravity $\kappa = GM/R_s^2 = c^4/(4GM)$ where $R_s = 2GM/c^2$ is the Schwarzschild radius for a body of mass M . Thus, the Hawking temperature of a radiating BH follows from the Unruh temperature by (essentially) setting $a_0 \rightarrow \kappa$, i.e. $k_b T_U \stackrel{\text{def}}{=} \frac{\hbar \kappa}{2\pi c} = \frac{1}{8\pi} \left(\frac{M_P}{M} \right) M_P c^2$, where $M_P = \sqrt{\frac{\hbar c}{G}}$ is the Planck mass. Again, the Hawking temperature results from the consideration of a stationary observer sitting outside the BH at fixed radius $R > R_s$, thus undergoing uniform acceleration - hence its connection to the Unruh effect.

In the following we will re-examine the Unruh temperature for the observer Irwin undergoing an I2R-trajectory that (i) lies within the RRW for a duration when his acceleration is effectively non-zero, and (ii) essentially constant velocity outside the RRW. We propose and argue that one can define an I2R temperature given by $k_b T_{I2R} \stackrel{\text{def}}{=} \frac{\hbar a(t)}{2\pi c}$ where $a(0) = \beta_0 a_0$, analogous to the Unruh temperature T_U with essentially $a_0 \rightarrow \beta_0 a_0$ during the period that Irwin is in the RRW undergoing non-zero acceleration, which is approximately constant at $a(0)$. T_{I2R} has the correct limits of (i) zero temperature for constant velocity, i.e. $a_0 = 0$, or nearly zero for very short periods of acceleration with $\beta_0 \rightarrow 0$ for fixed a_0 , and (ii) the

Unruh temperature for uniform acceleration $\beta_0 \rightarrow 1$ with $a(0) = \beta_0 a_0 \rightarrow a_0$.

The outline of this paper is as follows. In Section II we review the derivation of the Rindler coordinates, which we later extend to the derivation of the I2R coordinates. We also briefly review the Rindler metric and Unruh effect for uniform acceleration, which will subsequently be generalized to I2R coordinates. In Section III we derive the I2R coordinates and examine its proper acceleration for an observer Irwin located at his origin, and also derive the I2R metric. We re-examine the twin “paradox” and consider the inertial time $T(t)$ as a continuous (vs a conventional piecewise) function of Irwin’s proper time t , as a function of $0 \leq \beta_0 \leq 1$, for a fixed value of the parameter a_0 . In Section IV we derive the radar time for lines of simultaneity for Irwin in Bob’s inertial coordinates $(T(t), X(t))$ as a function of Irwin’s proper time t . We explore cases for $\beta_0 = \{0.0001, 0.1, 0.25, 0.5, 0.75, 0.9999\}$. In Section V we re-examine the Unruh temperature by considering the spectrum of both the positive and negative frequency content of Bob’s inertial, purely positive frequency, plane waves as perceived (Fourier analyzed) by Irwin with respect to his proper time t . The resulting integrals cannot be done in closed form (except of course for the extreme limits $\beta_0 = 0$ and $\beta_0 = 1$), so we approximate them for the two cases (i) $\beta_0 = \epsilon \ll 1$, and (ii) $\beta_0 = 1 - \epsilon \lesssim 1$ to first order in ϵ . For the former case (i) we obtain Doppler shifted positive frequencies and no negative frequency components. For the latter case (ii) we compute first order corrections to the Unruh temperature. In general, we argue for why an I2R temperature defined by $k_b T_{I2R} \stackrel{\text{def}}{=} \frac{\hbar a(t)}{2\pi c}$ makes sense for the period of Irwin’s non-zero acceleration, essentially for the period of time while Irwin is in the RRW, and causally disconnected from the LRW. Finally, in Section VI, we present our conclusions and prospects for future work.

II. UNIFORM ACCELERATION, RINDLER COORDINATES AND THE UNRUH EFFECT

The most direct method for deriving the Rindler transformation Eq.(4) between the inertial coordinates (T, X) for Bob, and the uniformly accelerated coordinates (t, x) for Rob, is to first consider Rob to be at his origin $x = 0$ with coordinates $(T(t), X(t))$. Let us write Bob’s inertial 4-velocity of Rob as $u^\mu = (T'(t), X'(t)) \stackrel{\text{def}}{=} (\gamma(t), \gamma(t)\beta(t))$ where primes denote differentiation with respect to Rob’s proper time t , and we have denoted $\gamma(t) \stackrel{\text{def}}{=} 1/\sqrt{1 - \beta^2(t)}$. Using the Minkowski metric with signature $ds^2 = dT^2 - dX^2$ we have

quite generally $(u^0)^2 - (u^1)^2 = \gamma^2(t) - \gamma^2(t)\beta^2(t) \equiv 1$.

We now specify the desired velocity profile, which for the Rindler case of constant acceleration a_0 is $\beta(t) = \tanh(a_0 t)$. Thus, using the identity $1 - \tanh^2(x) = 1/\cosh^2(x)$ we have the simple equations $T'(t) = \gamma(t) = \cosh(a_0 t)$ and $X'(t) = \gamma(t)\beta(t) = \sinh(a_0 t)$ which trivially integrate to yield

$$T(t) = \frac{1}{a_0} \sinh(a_0 t), \quad X(t) = \frac{1}{a_0} \cosh(a_0 t). \quad (4)$$

It is easy to see that a_0 is Rob's proper acceleration by computing $a^\mu = a_0 (\sinh(a_0 t), \cosh(a_0 t)) = a_0^2 (T(t), X(t))$, and computing $a(t) \stackrel{\text{def}}{=} \sqrt{a^\mu(t) a_\mu(t)} = a_0$. Rob's trajectory at his spatial coordinate origin $x = 0$ is given by the hyperbola $X^2 - T^2 = 1/a_0^2$, which are confined to the RRW quadrant $X > |T| > 0$. Lines of (simultaneity) constant time t_0 are given by lines of constant slope through the origin $T = \tanh(a_0 t_0) X$, for $-\infty < t_0 < \infty$.

A. Rindler coordinates (t, x) for uniform acceleration

To find coordinates (t, x) in the non-inertial Rindler frame, we follow the arguments of Padmanabhan¹², and in particular, Gelis (p341)¹⁶. Consider a rigid rod of proper length x , with one end at Rob's origin and the other at fixed position x . The ends of the rod follow the worldlines in Rob's co-moving frame of $r_{left}^\mu = (t, 0)$ and $r_{right}^\mu = (t, x)$. These are also the coordinates of the endpoints of the rod in the instantaneous co-moving rest frame (since at any particular instant the rod is at rest in the co-moving frame). Define the vector $\Delta^\mu = r_{right}^\mu - r_{left}^\mu = (0, x)$ in the co-moving frame. Since the co-moving frame (Rob's origin) is inertial, a simple Lorentz transformation gives Δ^μ in the rest frame (Bob)

$$\begin{pmatrix} \Delta_0 \\ \Delta_1 \end{pmatrix}_{\text{Bob}} = \begin{pmatrix} \gamma_0 & \beta_0 \gamma_0 \\ \beta_0 \gamma_0 & \gamma_0 \end{pmatrix} \begin{pmatrix} 0 \\ x \end{pmatrix} = \begin{pmatrix} u^0 & u^1 \\ u^1 & u^0 \end{pmatrix} \begin{pmatrix} 0 \\ x \end{pmatrix} = \begin{pmatrix} u^1 x \\ u^0 x \end{pmatrix} = \begin{pmatrix} X'(t) x \\ T'(t) x \end{pmatrix}. \quad (5)$$

In the rest frame (Bob) the endpoints of the rod are located at $(X^0(t), X^1(t))$ (which is the position of the accelerated observer Rob, holding one end of the rod at $x = 0$), and at (T, X) at the other end. Therefore, we have

$$T - \frac{1}{a_0} \sinh(a_0 t) = \sinh(a_0 t) x \Rightarrow T = \frac{1 + a_0 x}{a_0} \sinh(a_0 t) \Leftrightarrow t = \frac{1}{2a_0} \ln \left(\frac{X + T}{X - T} \right), \quad (6)$$

$$X - \frac{1}{a_0} \cosh(a_0 t) = \cosh(a_0 t) x \Rightarrow X = \frac{1 + a_0 x}{a_0} \cosh(a_0 t) \Leftrightarrow x = -\frac{1}{a_0} + \sqrt{X^2 - T^2}. \quad (7)$$

The metric is given by

$$ds_R^2 = dT^2 - dX^2 = (1 + a_0 x)^2 dt^2 - dx^2. \quad (8)$$

Since a_0 is constant, we can define another spatial coordinate ξ by $dx = (1 + a_0 x) d\xi$ or $(1 + a_0 x) = e^{a_0 \xi}$, which allows us to put the Rindler transformation into the form of Eq.(1), with the conformally flat metric

$$ds_R^2 = e^{2a_0 \xi} (dt^2 - d\xi^2), \quad T = \frac{1}{a_0} e^{a_0 \xi} \sinh(a_0 t), \quad X = \frac{1}{a_0} e^{a_0 \xi} \cosh(a_0 t). \quad (9)$$

Since the Rindler metric in this form is conformally flat, it admits (unnormalized) positive frequency ($e^{-i\omega t}$) and negative frequency ($e^{i\omega t}$), right moving plane waves of the form $e^{i(kx \mp \omega t)} = e^{i\omega(x \mp t)}$, where we have taken $\omega = |k| > 0$. This is analogous to the positive and negative frequency, right moving plane waves of the Bob's unaccelerated rest frame $e^{i\Omega(X \mp T)}$.

B. The Unruh effect

Let us parameterize a Lorentz transformation (LT) by the *rapidity* parameter r viz. $\gamma_0 = \cosh r$ and $\beta_0 \gamma_0 = \sinh r$ with $\beta_0 = \tanh r$. Then the LT between Bob' with coordinates (\tilde{T}, \tilde{X}) moving with constant velocity β_0 with respect to the rest frame of Bob (with coordinates (T, X)) is given by

$$T = \cosh r \tilde{T} + \sinh r \tilde{X}, \quad X = \sinh r \tilde{T} + \cosh r \tilde{X}. \quad (10)$$

Bob's plane waves $e^{i\omega(X \mp T)}$ is seen by Bob' by substituting in Eq.(10) to obtain $e^{i\omega'(\tilde{X} \mp \tilde{T})}$ with $\omega' = e^{\mp r} \omega$. Therefore, Bob' perceives Bob's positive and negative frequency plane waves to remain positive and negative frequency, respectively, but Doppler shifted by a constant factor $e^{\mp r} = \sqrt{\frac{1 \mp \beta_0}{1 \pm \beta_0}}$.

We can now perform the same operation by substituting in the Rindler transformation Eq.(9) to obtain $e^{i\omega(X \mp T)} \rightarrow e^{i\omega'_R(x \mp t)}$ where the frequency ω'_R perceived by Rob is now "chirped," i.e. $\omega'_R = (\omega/a_0) e^{\mp a_0 t}$. Thus, modulo a rescaling of ω by a factor of $1/a_0$, in essence the Doppler shift perceived by Rob is exponential in time, i.e. akin to taking $r \rightarrow a_0 t$. This results, because at each instant of time, constant acceleration implies that the velocity used to Lorentz transform into the instantaneous co-moving frame for Rob increases by $\Delta\beta(t)$, so that the resulting Doppler shift is now time dependent.

We now inquire as to the frequency content of Bob's positive/negative frequency plane waves $e^{\mp i\omega U}$, where we have defined $U = T - X$ (and $V = T + X$ as *lightcone* coordinates). We decompose a right-moving purely positive frequency inertial plane wave $\frac{1}{\sqrt{\omega}} e^{-i\omega U}$ into the positive and negative right-moving plane waves of a Rindler observer $\frac{1}{\sqrt{\Omega}} e^{-i\Omega t}$ viz

$$\begin{aligned} \frac{1}{\sqrt{\omega}} e^{-i\omega U} &= \frac{1}{\sqrt{\Omega}} \int_{-\infty}^{\infty} d\Omega (\alpha_{\omega\Omega} e^{-i\Omega t} + \beta_{\omega\Omega} e^{i\Omega t}) \Rightarrow \begin{bmatrix} \alpha_{\omega\Omega} \\ \beta_{\omega\Omega}^* \end{bmatrix} = \frac{1}{2\pi} \sqrt{\frac{\Omega}{\omega}} \int_{-\infty}^{\infty} dt e^{\mp i\omega U} e^{i\Omega t}, \\ &\Rightarrow \begin{bmatrix} |\alpha_{\omega\Omega}|^2 \\ |\beta_{\omega\Omega}|^2 \end{bmatrix} \propto S_{\mp} \stackrel{\text{def}}{=} \left| \int_{-\infty}^{\infty} dt e^{i\Omega t \mp i \left(\frac{\omega}{a_0}\right) e^{-a_0 t}} \right|^2, \end{aligned} \quad (11)$$

where the Fourier transform has been performed with respect to Rob's proper time t . $|\alpha_{\omega\Omega}|^2$ and $|\beta_{\omega\Omega}|^2$ give the spectrum S_{\mp} of the positive and negative frequency components of Bob's purely positive frequency plane wave, as perceived by Rob. The integrals can be performed by the change of variable $y = e^{-a_0 t}$ so that $t = -1/a_0 \ln y$, and we then write $e^{i\Omega t} = y^{-i\Omega/a_0}$.

We can then use the Gamma function integral formula (see p50 of Keifer¹⁷)

$$\int_{y=0}^{\infty} dy y^{\nu-1} e^{-(A+iB)y} = \frac{\Gamma(\nu)}{(A+iB)^{\nu}} = \frac{\Gamma(\nu)}{(A^2+B^2)^{\nu/2}} e^{-i\nu \tan^{-1}(B/A)} \xrightarrow{A \rightarrow 0} \Gamma(\nu) |B|^{-\nu} e^{-i\nu \frac{\pi}{2} \text{sign}(B)}, \quad (12)$$

where $\Gamma(\nu) = \int_0^{\infty} dy y^{\nu-1} e^{-y}$ is the Gamma function. One then has $\nu = -i\frac{\Omega}{a_0}$, $A = 0$ and $B = \mp\omega/a_0$ for S_{\mp} , leading to

$$\begin{aligned} S_{\mp} &= \Gamma\left(\frac{-i\Omega}{a_0}\right) e^{\mp \frac{\pi\Omega}{2a_0}} e^{i\left(\frac{\Omega}{a_0}\right) \ln(\omega/a_0)}, \\ \Rightarrow |\beta_{\omega\Omega}|^2 &\propto |\Gamma\left(\frac{-i\Omega}{a_0}\right)|^2 e^{-\frac{\pi\Omega}{a_0}} = \frac{2\pi}{(\Omega/a_0)} \frac{1}{e^{2\pi\Omega/a_0} - 1} \equiv \frac{2\pi}{(\Omega/a_0)} \frac{1}{e^{\hbar\Omega/(k_b T_U)} - 1}, \quad (13) \\ \text{using } |\Gamma(\nu)|^2 &= \frac{\pi}{\nu \sinh(\pi\nu)}, \quad \text{and defining } k_b T_U \stackrel{\text{def}}{=} \frac{\hbar a_0}{2\pi c}. \quad (14) \end{aligned}$$

after re-inserting the dimensional constants k_b and c in the Unruh temperature T_U , which we see by Eq.(14) has the thermal Planck spectrum for bosons. The lesson here is that Eq.(14) reveals that Rob does *not* perceive Bob's purely positive frequency plane wave as a purely positive frequency Rindler plane wave, and the latter interprets the negative frequency component spectrum $|\beta_{\omega\Omega}|^2 \neq 0$ as a bath of thermal particles with temperature proportional to his acceleration a_0 .

III. INERTIAL-TO-RINDLER (I2R) COORDINATES

We now turn to the main focus of this work, the derivation and exploration of the Inertial-to-Rindler (I2R) coordinates. We return to general 4-velocity written as in the previous

section as $u|_{x=0}^\mu = (T'(t), X'(t)) \stackrel{\text{def}}{=} (\gamma(t), \gamma(t)\beta(t))$. This time, we require the velocity profile to be given by

$$\beta(t) = \beta_0 \tanh(a_0 t) \Rightarrow (T'(t), X'(t)) = \frac{(\gamma_0 \cosh(a_0 t), \beta_0 \gamma_0 \sinh(a_0 t))}{\sqrt{\gamma_0^2 + \sinh^2(a_0 t)}}, \quad 0 \leq \beta_0 \leq 1, \quad (15)$$

with again $\gamma_0 = 1/\sqrt{1 - \beta_0^2}$. These equations are readily integrated (using a change of variable $y = \sinh(a_0 t)/\gamma_0$) to yield the trajectory of the Irwin at his origin with coordinates $(t, x = 0)$

$$T(t) = \frac{\gamma_0}{a_0} \sinh^{-1} \left(\frac{1}{\gamma_0} \sinh(a_0 t) \right), \quad X(t) = \frac{\beta_0 \gamma_0}{a_0} \sinh^{-1} \left(\frac{1}{\beta_0 \gamma_0} \cosh(a_0 t) \right). \quad (16)$$

It is worth recalling the identity

$$\sinh^{-1}(y) = \ln \left(y + \sqrt{y^2 + 1} \right), \quad \text{with limits} \quad \sinh^{-1}(y) \xrightarrow{y \ll 1} y, \quad \sinh^{-1}(y) \xrightarrow{y \gg 1} \ln(2y). \quad (17)$$

The equality in Eq.(17) is easily proven by taking the sinh of both sides, and noting that $1/(\sqrt{y^2 + 1} + y) = \sqrt{y^2 + 1} - y$.

Therefore, when $\beta_0 \rightarrow 1$ and $\gamma_0 \gg 1$, the argument of the the arcsinh is small for fixed $a_0 t$, and we can use its small argument approximation in Eq.(17) to obtain the Rindler uniform acceleration trajectory $T(t) \xrightarrow{\beta_0 \rightarrow 1} \frac{1}{a_0} \sinh(a_0 t)$ and $X(t) \xrightarrow{\beta_0 \rightarrow 1} \frac{1}{a_0} \cosh(a_0 t)$, where the factors inside and outside the arcsinh have canceled.

In the opposite extreme, when $\beta_0 \rightarrow 0$ and $\gamma_0 \rightarrow 1$ we trivially have $T(t) \xrightarrow{\beta_0 \rightarrow 1} \frac{1}{a_0} \sinh^{-1}(\sinh(a_0 t)) = t$. For the limit of $X(t)$ we note that the argument of the arcsinh is now large as $\beta_0 \rightarrow 0$ and so $X(t) \xrightarrow{\beta_0 \rightarrow 0} \frac{\beta_0}{a_0} (\ln(2 \cosh(a_0 t)) - \ln \beta_0) \rightarrow \frac{\beta_0}{a_0} \ln(e^{a_0 t} (1 + e^{-2a_0 t})) \approx \frac{\beta_0}{a_0} (a_0 t + e^{-2a_0 t}) \rightarrow \beta_0 t = \beta_0 T$ for $t \gg \frac{1}{a_0}$, and we have used $\beta_0 \ln \beta_0 \xrightarrow{\beta_0 \rightarrow 0} 0$, and $\ln(1 + e^{-2a_0 t}) \approx e^{-2a_0 t}$. Therefore in the limit $\beta_0 \rightarrow 0$ we obtain the inertial constant velocity trajectory of Bob, $X = \beta_0 T$.

It is straightforward to compute Irwin's acceleration $a(t) = \sqrt{a^\mu(t) a_\mu(t)}$ by computing

$$a^\mu|_{x=0} = (T''(t), X''(t)) = a(t) \frac{(\beta_0 \gamma_0 \sinh(a_0 t), \gamma_0 \cosh(a_0 t))}{\sqrt{\gamma_0^2 + \sinh^2(a_0 t)}} \quad (18)$$

$$a(t) = \frac{(\beta_0 a_0) \gamma_0^2}{\gamma_0^2 + \sinh^2(a_0 t)}, \quad a(0) = \beta_0 a_0, \quad (19)$$

where the vector in Eq.(18) is normalized to (-1) , appropriate for a spacelike 4-vector, in the metric $ds^2 = dT^2 - dX^2$.

Another interesting feature of this acceleration $a(t)$ is that upon integration we obtain

$$\chi(t) \stackrel{\text{def}}{=} \int dt a(t) = \tanh^{-1}(\beta_0 \tanh(a_0 t)) \Rightarrow \beta(t) = \tanh(\chi(t)), \quad (20)$$

which is a generalization of the Rindler rapidity relation $\beta_0 = \tanh(r)$, reducing to it for uniform acceleration when $\chi(t) = a_0 t$. Using $\chi(t)$ one obtains a simple form for the 4-velocity $u^\mu(t) = (T'(t), X'(t)) = (\cosh \chi(t), \sinh \chi(t))$ which (i) reduces to the previous form using the identity $\cosh(\tanh^{-1}(y)) = 1/\sqrt{1-y^2}$, and (ii) trivially yields the 4-acceleration $a^\mu(t) = (T''(t), X''(t)) = a(t) (\sinh \chi(t), \cosh \chi(t))$. In fact, one could in general have started out using this form of the 4-velocity for *arbitrary* $a(t)$ to produce a 4-acceleration with arbitrary proper acceleration $a(t)$. The difficulty is finding an expression for $a(t)$ such that $x^\mu(t) = (T(t), X(t)) = (\int dt \sinh \chi(t), \int dt \cosh \chi(t))$ yields a closed form expression (although, it can be readily handled numerically).

The orbit of Irwin at his origin $x = 0$ is given by solving for $\sinh(a_0 t)$ and $\cosh(a_0 t)$ and using $\cosh^2(a_0 t) - \sinh^2(a_0 t) = 1$ to obtain

$$\beta_0^2 \gamma_0^2 \sinh^2 \left(\frac{a_0 X}{\beta_0 \gamma_0} \right) - \gamma_0^2 \sinh^2 \left(\frac{a_0 T}{\gamma_0} \right) = 1, \quad (21)$$

$$T(t) = \frac{\gamma_0}{a_0} \sinh^{-1} \left(\beta(t) \sinh \left(\frac{a_0 X(t)}{\beta_0 \gamma_0} \right) \right), \quad (22)$$

where Eq.(21) generalizes the Rindler hyperbola $X^2 - T^2 = 1/a_0^2$, and Eq.(22) is a parametric form of $T = T(X)$ (with parameter t , Irwin's proper time) that will be used subsequently to define surfaces of simultaneity when we discuss radar time.

Finally, to define I2R coordinates (t, x) over all of Minkowski spacetime, we follow the same procedure as in Eq.(5) for the Rindler case, namely $T - T(t) = x X'(t)$ and $X - X(t) = x T'(t)$ (i.e. the LT now involves the instantaneous velocity $\beta(t)$, vs β_0 for the Rindler case) yielding

$$T(t) = \frac{\gamma_0}{a_0} \sinh^{-1} \left(\frac{1}{\gamma_0} \sinh(a_0 t) \right) + x \frac{\beta_0 \gamma_0 \sinh(a_0 t)}{\sqrt{\gamma_0^2 + \sinh^2(a_0 t)}} \quad (23)$$

$$X(t) = \frac{\beta_0 \gamma_0}{a_0} \sinh^{-1} \left(\frac{1}{\beta_0 \gamma_0} \cosh(a_0 t) \right) + x \frac{\gamma_0 \cosh(a_0 t)}{\sqrt{\gamma_0^2 + \sinh^2(a_0 t)}}, \quad (24)$$

which reduce to Eq.(6) and Eq.(7) in the limit $\beta_0 \rightarrow 1, \gamma_0 \rightarrow \infty$.

Now by forming $dT = (dT/dt) dt + (dT/dx) dx$ and $dX = (dX/dt) dt + (dX/dx) dx$ and $ds^2 = dT^2 - dX^2$ we obtain the metric analogous to the Rindler metric Eq.(8)

$$ds_{I2R}^2 = (1 + a(t) x)^2 dt^2 - dx^2, \quad (25)$$

which effectively has the Rindler constant proper acceleration replaced by the instantaneous I2R proper acceleration, $a_0 \rightarrow a(t)$. This simple result occurs because $g_{xx} = (T')^2 - (X')^2 = u^\mu u_\mu = 1$ and $g_{tx} = T' T'' - X' X'' = T' (a(t) X') - X' (a(t) T') = 0$. Note, however, that we *cannot* continue, as in the Rindler case Eq.(9), to form conformally flat coordinates defined by $dx \stackrel{?}{=} (1 + a(t) x) d\xi$ since the coefficient $(1 + a(t) x)$ is no longer a function purely of x .

IV. RADAR TIME, ORBITS, SURFACES OF SIMULTANEITY, AND THE TWIN “PARADOX” FOR AN I2R OBSERVER

Before we plot I2R orbits, let’s first discuss the concept of *radar time* (see Dolby and Gull)² as illustrated in Fig.(1).

A. Radar Time

Radar time (or Märzke-Wheeler coordinates) allows an observer traveling on a worldline $x^\mu_\Gamma = x^\mu(\tau)$ with proper time τ to assign a time and distance to a remote event in spacetime, in a coordinate independent fashion, by sending a light signal to the event and back, and averaging the sum and difference of the proper times of the sending and receiving times. It is clearly applicable to any observer in any gravitational background (see Einstein’s definition in Landau and Lifshitz, *Classical Theory of Fields*, p234-237)¹⁸.

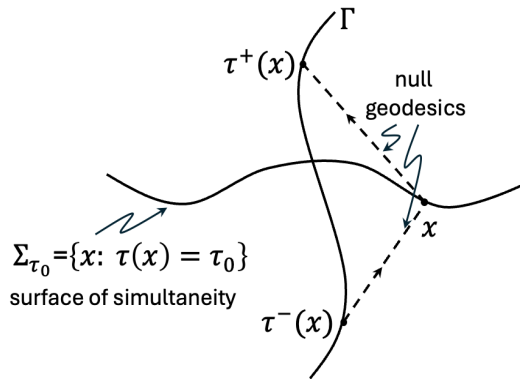


FIG. 1. Schematic definition of *radar time* $\tau(x)$.

Consider Fig.(1) in which an observer sends out a light signal (geodesic, traveling at 45°) at proper time $\tau^-(x)$ that intercepts a remote spacetime event with coordinates $(\tau(x), x)$,

which is then immediately reflected back to the observer's worldline and received at their proper time $\tau^+(x)$. The sending and receiving proper times are defined by (Dolby and Gull)²

- $\tau^+(x)$ = the earliest possible proper time at which a light ray leaving the point x could intercept the observer's worldline Γ .
- $\tau^-(x)$ = the latest possible proper time at which a light ray could leave Γ and intercept the point x .
- $\tau(x) \stackrel{\text{def}}{=} \frac{1}{2}(\tau^+(x) + \tau^-(x)) = \text{radar time},$
- $\rho(x) \stackrel{\text{def}}{=} \frac{1}{2}(\tau^+(x) - \tau^-(x)) = \text{radar distance},$
- $\Sigma_{\tau_0} \stackrel{\text{def}}{=} \{x : \tau(x) = \tau_0\} = \text{observer's hypersurface of simultaneity at their proper time } \tau_0.$

In their work (Dolby and Gull)² provide many insightful plots, and analytic expressions, for surfaces of simultaneity for (i) Bob the constant velocity observer, (ii) Rob the Rindler uniform accelerated observer, and (iii) for a piecewise version of Irwin, who is inbound and outbound at the speed of light, but undergoes uniform acceleration for a brief period of time about the turning point of his orbit. Analytically, it is easy to illustrate the concept of radar time for the Rindler case with Rob's coordinates given by Eq.(1). We can easily write $T(t) = \frac{1}{a_0} \sinh(a_0 t) = \tanh(a_0 t) X(t) \equiv \beta(t) X(t)$. We therefore see that lines of Rob's constant proper time τ_0 are given by $T = \beta(\tau_0) X$ which are straight lines of constant slope $\beta(\tau_0) = \tanh(a_0 \tau_0)$ through the origin $(T, X) = (0, 0)$.

For the I2R surfaces of simultaneity for Irwin, we use Eq.(22) to write

$$T = \frac{\gamma_0}{a_0} \sinh^{-1} \left(\beta(\tau_0) \sinh \left(\frac{a_0 X}{\beta_0 \gamma_0} \right) \right), \quad (26)$$

as his surfaces of simultaneity with his fixed proper time τ_0 , which for $\beta_0 \rightarrow 1, \gamma_0 \gg 1$ (and thus small arguments of the \sinh , and subsequently \sinh^{-1} function) reduces to the Rindler straight lines through the origin $T = \beta(\tau_0) X = \tanh(a_0 \tau_0) X$. In the Appendix we show the codes for computing the radar time numerically following the analytical procedure of Dolby and Gull², which produced the contour plots shown in Fig.(2) and Fig.(3) below.

B. Orbits and Surfaces of Simultaneity

In the figures below we see that the limits we discuss previously are borne out, namely as $\beta_0 \rightarrow 0$ Fig.(2) (left) we have essentially inertial orbits $T = \pm \beta_0 X$, while for $\beta_0 \rightarrow 1$

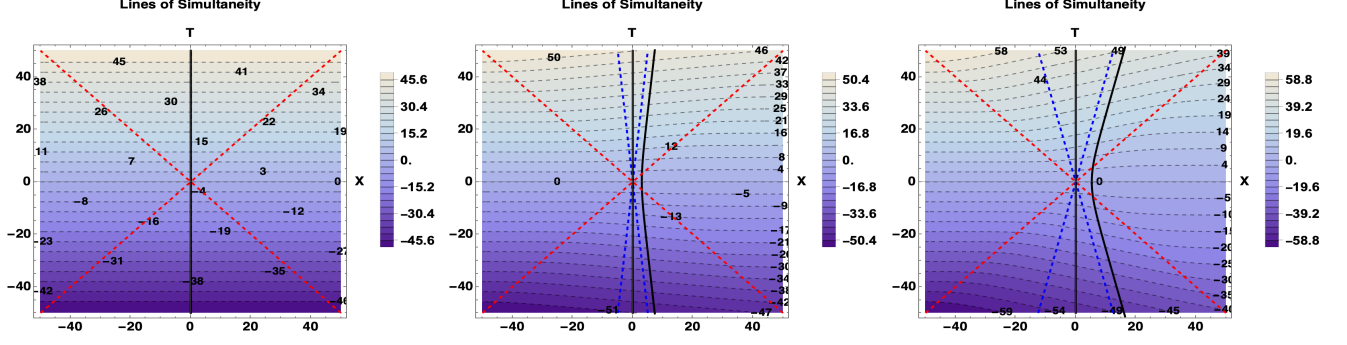


FIG. 2. Orbits and lines of simultaneity τ_0 for $a_0 = 0.1$ and $\beta_0 = \{0.0001, 0.1, 0.25\}$. (solid black) $I2R$ orbit (Irwin), (dashed red) lightcone $T = \pm X$, (dashed blue) Irwin's asymptotic velocity $T = \pm\beta_0 X$, (dashed gray) lines of simultaneity τ_0 (labeled).

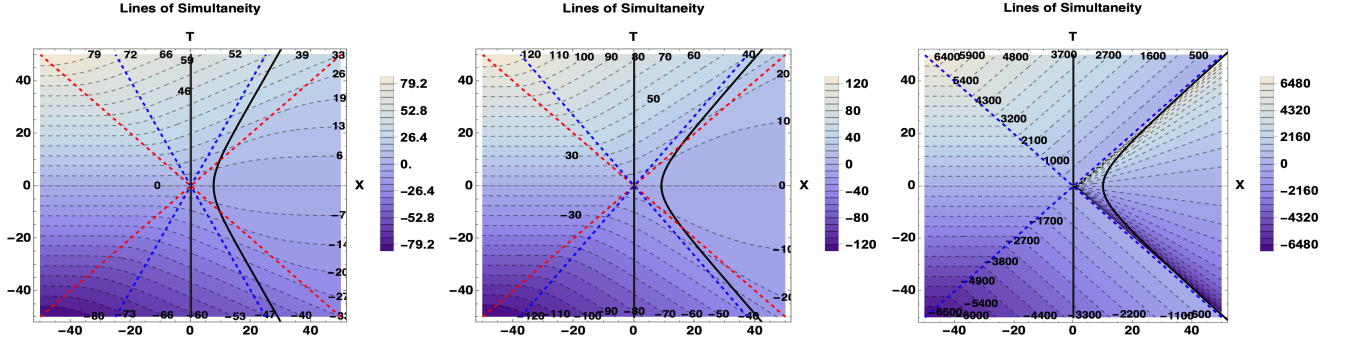


FIG. 3. Orbits and lines of simultaneity τ_0 for $a_0 = 0.1$ and $\beta_0 = \{0.5, 0.75, 0.9999\}$. (solid black) $I2R$ orbit (Irwin), (dashed red) lightcone $T = \pm X$, (dashed blue) Irwin's asymptotic velocity $T = \pm\beta_0 X$, (dashed gray) lines of simultaneity τ_0 (labeled).

Fig.(3) (right) we have a Rindler uniform acceleration orbit completely confined to the RRW. For intermediate values of $0 < \beta_0 < 1$ Irwin's orbit remains inside the RRW for a time that depends on both (a_0, β_0) . Fig.(2)(middle, right) for low values of the velocity $\beta_0 = \{0.1, 0.25\}$, are reminiscent of the “immediate turn-around plot Fig. (5) of Dolby and Gull², where close to Irwin's trajectory the lines of simultaneity are tilted positively (negatively) for the outbound (inbound) portion of the trajectory with $t > 0 (< 0)$, with slope $\beta_0(-\beta_0)$ with respect to Bob's X -axis (i.e. parallel to Irwin's x -axis), and flatten out to zero slope as they enter the RRW. For larger values of $\beta_0 = \{0.5, 0.75\}$ Fig.(3)(left, middle) are similar to their “gradual turn-around” plot, Fig.(6)² where there is significantly more curvature in the lines of simultaneity as they pass through Irwin's trajectory and

enter the RRW, and flatten out to zero slope there. Finally, near the speed of light value $\beta_0 = 0.9999$, the RRW of Fig.(3)(right) is reminiscent of the uniformly accelerating Rindler case in Dolby and Gull's Fig.(7)² (they only show the RRW). In the latter, we also show the lines of simultaneity *outside* the RRW, in which the horizontal lines of constant τ_0 in the LRW bend sharply in the future and past regions to be parallel to the asymptotes $T = \pm X$, and are hence “repelled” by the RRW, the latter with their own lines of simultaneity through the origin, $T = \beta_0 \tanh(a_0 \tau^*) X$ with $\beta_0 \approx 1$.

The acceleration profiles are shown in Fig.(4) and Fig.(5). For low values of β_0 , they

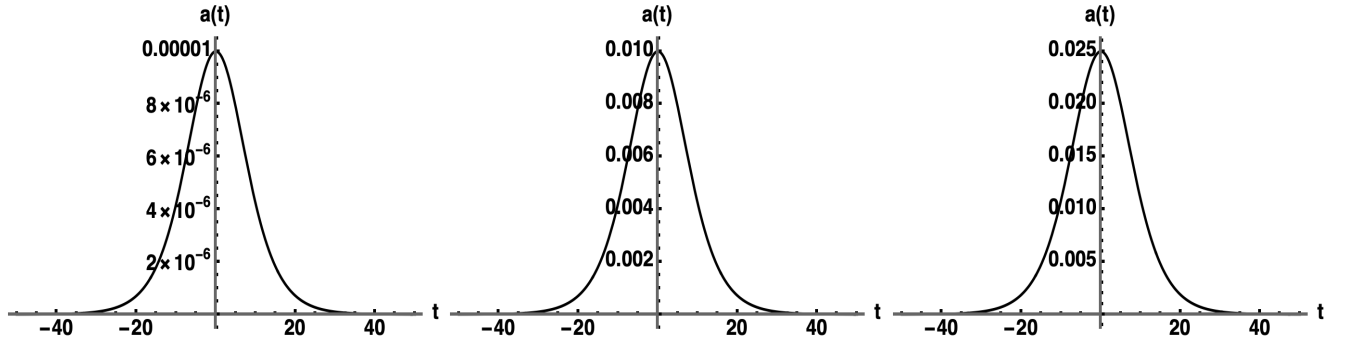


FIG. 4. Acceleration profiles for $a_0 = 0.1$ and $\beta_0 = \{0.0001, 0.1, 0.25\}$.

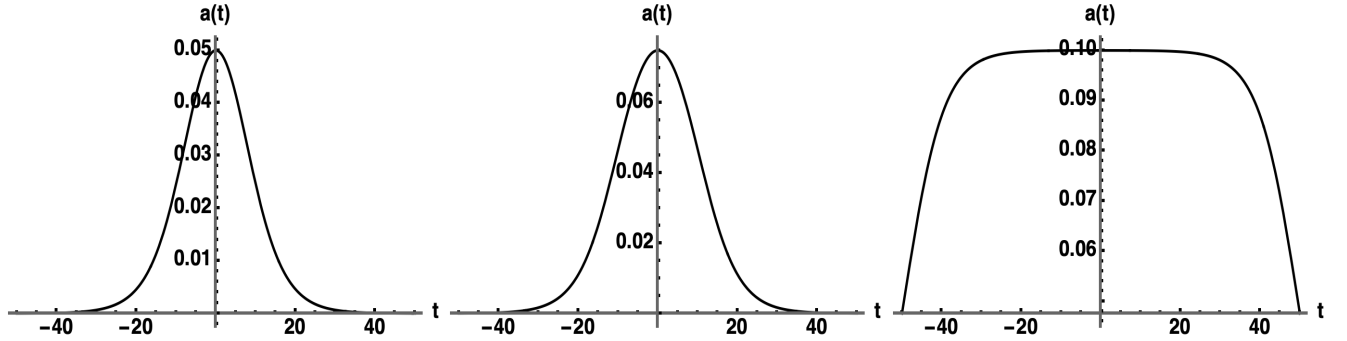


FIG. 5. Acceleration profiles for $a_0 = 0.1$ and $\beta_0 = \{0.5, 0.75, 0.9999\}$.

have similar shapes, but different scaling, with slowly widening widths. It is only when the beginning/end terminal velocity is extremely relativistic $\beta_0 \gtrsim 0.95$ for this chosen value of $a_0 = 0.1$, do we see the acceleration profile really begin to widen to $\approx \beta_0 a_0$ over a broad range of proper time.

The time Irwin spends in the RRW with positive velocity is given by the (scaled) Minkowski time $\tau_T^* = a_0 T$, defined when his orbit intercepts the lightcone $T = X$. This

time is obtained by solving Irwin's orbit equation Eq.(21) with $X \rightarrow T$. This is plotted as the blue curve in Fig.(6) below as a function of β_0 . One then finds Irwin's associated proper time τ_t^* by inverting the I2R coordinate $T(t)$ for t in Eq.(16). This is plotted as the red curve in Fig.(6). We see that for $\beta_0 \lesssim \frac{1}{\sqrt{2}} \sim 0.707$ (at which point $\sinh(a_0 \tau^*) = \gamma_0$, and

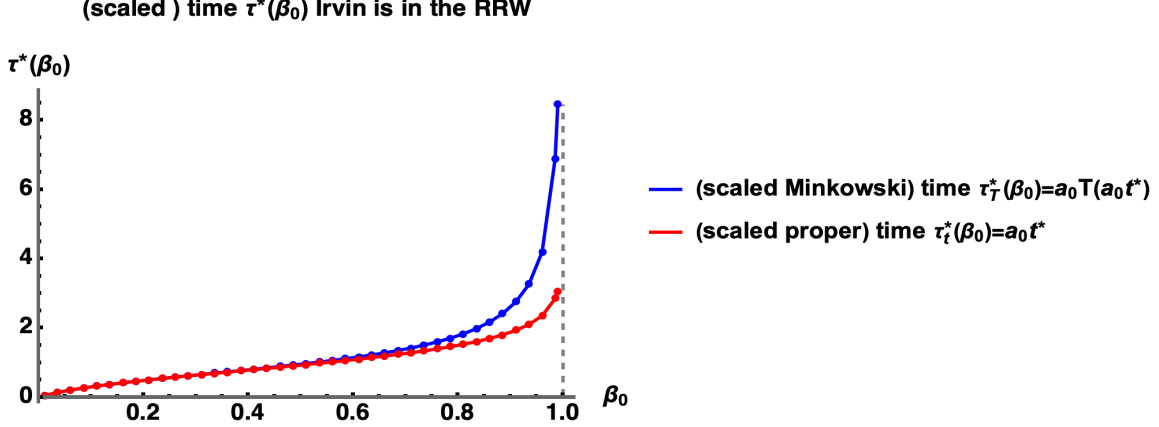


FIG. 6. Scaled proper time (blue) Bob's, (red) Irwin's, that Irwin's orbit is completely inside the RRW, $X > |T|$.

$a(a_0 \tau^*) = \frac{1}{2}a(0)$) the two curves are approximately the same $\tau_T^* \approx \tau_t^*$, and roughly linear in β_0 over $0 \leq t \leq \tau^*$. However, after this time τ^* , both curves begin to rise exponentially, with Irwin's orbit approaching more closely to a Rindler-like constant acceleration orbit as $\beta_0 \rightarrow 1$.

C. Revisiting the Twin "Paradox"

Let us now revisit the classic Twin "Paradox." Let Bob be an Earthbound inertial observer with coordinates (T, X) recording the passage of time for a traveling twin, with coordinates $(t, x = 0)$, with velocity profile $\beta(t)$ relative to Bob. Their metrics are related by $dt^2 = dT^2 - dX^2 = dT^2(1 - \beta^2(t))$. Therefore, the time that passes for Bob during the twin's journey is given by $T = \int_{t_i}^{t_f} \frac{dt}{\sqrt{1-\beta^2(t)}}$ (where t is the twin's proper time), which defines the appropriate time transformation between Bob and (i) Charlie (C) a constant velocity traveler, (ii) Rob (R) a uniformly accelerating traveler, and (iii) Irwin (I) an I2R traveler, with velocity profiles $\beta(t) = (\beta_0, \tanh(a_0 t), \beta_0 \tanh(a_0 t))$, respectively. Further, let us define the scaled proper time of the traveler as $\tau \stackrel{\text{def}}{=} a_0 t$ ($a_0 T \rightarrow T_\tau$), and consider the specific

case when each traveler ages 3 years of their proper time $\tau_{C,R,I}$ during half the trip, i.e. $\tau^* = a_0 t^* = 3$. We wish to consider the time $T_{\tau_{C,R,I}}(\beta_0)$ that Bob ages during one half of the twin's journey as a function of the parameter β_0 .

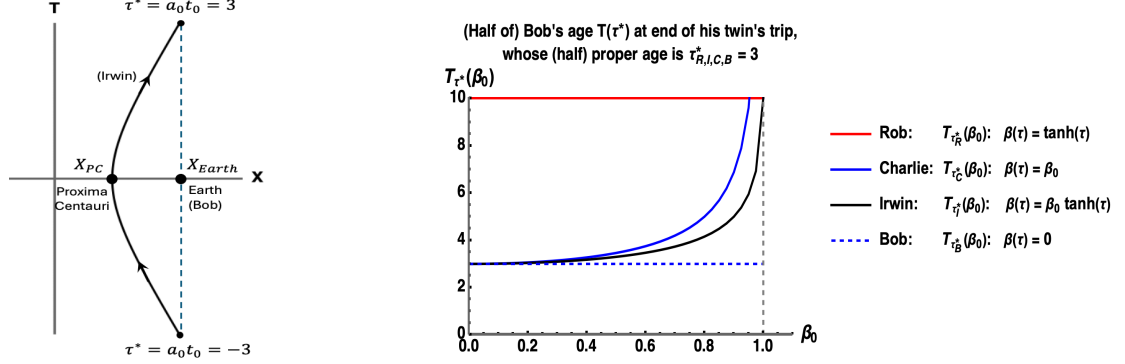


FIG. 7. (left) Twin “Paradox” orbit: Bob (inertial, blue dashed vertical curve), Irwin (I2R, black curve). (right) Bob’s age $T(\tau^*)$ at half the traveling twin’s trip for (i) (blue-dashed) Bob (B) himself, (ii) (blue solid) Charlie (C) a constant velocity ($\beta_0, a_0 = 0$) traveler, (iii) (red) Rob (R) a uniformly accelerating traveler ($\beta_0 = 1, a_0$), and (iv) (black) Irwin (I) an I2R traveler, with velocity profiles $\beta(t) = (0, \beta_0, \tanh(a_0 t), \beta_0 \tanh(a_0 t))$, when each traveler records their own proper time (age) $\tau^{B,C,R,I} = a_0 t^* = 3$. (Note: $\sinh(3) = 10.018$).

Consider first Bob himself with $\beta_0 = 0$ (or someone else stationary with respect to Bob), so that $T_{\tau_B} = \tau^* = 3$. This is depicted as the bottom constant dashed blue line in Fig.(7)(right).

Second, consider the inertial twin Charlie who moves with constant relative velocity β_0 with respect to Bob. Then $T_{\tau_C} = \gamma_0 \tau^* = \tau^* / \sqrt{1 - \beta_0^2}$, which is depicted as the solid blue line in Fig.(7)(right).

For the uniformly accelerated (a_0) twin Rob, we have Bob’s age given by the Rindler time transformation $T_{\tau_R} = \sinh(\tau^*)$ (independent of β_0 , since $\beta_0 \equiv 1$), which is the top constant red curve in Fig.(7)(right).

Finally, for the I2R twin Irwin Fig.(7)(left), we have Bob’s age given by the I2R time transformation $T_{\tau_I} = \gamma_0 \sinh^{-1}(\sinh(\tau^*)/\gamma_0)$, which is depicted as the solid black curve in Fig.(7)(right). As anticipated, Bob’s age at half of Irwin’s trip (black curve), as a function of β_0 , mimics the behavior of his age with respect to that of Charlie’s trip (solid blue curve) for low velocities, β_0 small, while rising rapidly to merge with his age with respect to Rob’s trip

(red curve) as $\beta_0 \rightarrow 1$. This is just another indication of how the I2R coordinates smoothly transforms between those of the inertial, constant velocity traveler Charlie, and uniformly accelerated traveler Rob, as we vary $\beta_0 \in [0, 1]$ (for fixed Rindler acceleration value a_0). The I2R orbit smoothly incorporates both the "gradual turnaround" scenario for small, moderate β_0 (for some fixed a_0), as well as has the limits of the "immediate turn-around" scenario for $\beta_0 \ll 1$, as well as the constant acceleration scenario for $\beta_0 \rightarrow 1$.

V. CORRECTIONS TO THE UNRUH TEMPERATURE

In this section we return to the calculations Eq.(11) - Eq.(14) performed in Section II B for the frequency content of inertial Bob's positive frequency plane wave as seen by the uniformly accelerated Rindler observer, but now adapted to an I2R observer, Irwin. We will consider two extreme limits (i) $0 < \beta_0 = \epsilon \ll 1$, and (ii) $\beta_0 = 1 - \epsilon$. From these results we will argue for a proposed *I2R temperature* T_{I2R} defined by

$$T_{I2R} \stackrel{\text{def}}{=} \frac{\hbar a(t)}{2\pi c}, \quad a(t) = \frac{(\beta_0 a_0) \gamma_0^2}{\gamma_0^2 + \sinh^2 a_0 t}, \quad (27)$$

which generalizes the Unruh temperature $T_U = \frac{\hbar a_0}{2\pi c}$, and which reduces to the later in the limit $\beta_0 \rightarrow 1$, and to zero for $\beta_0 \rightarrow 0$.

A. Limit $\beta_0 \ll 1$

Let us return to the integral in Eq.(11) and write this as

$$\mathcal{A}_{s=\mp 1} \propto \left[\frac{\alpha_{\omega\Omega}}{\beta_{\omega\Omega}^*} \right] \stackrel{\text{def}}{=} \frac{1}{2\pi} \int_{-\infty}^{\infty} dt e^{\mp i\omega U} e^{i\Omega t}, \quad (28)$$

were, again, $\alpha_{\omega\Omega}$ and $\beta_{\omega\Omega}^*$ are the Fourier amplitudes for the positive/negative frequency content as perceived by Irwin, for the purely positive frequency (right moving) plane wave $e^{-i\omega U}$ (where $U = T - X$) of the inertial Bob. For the limit we are considering $\beta_0 \ll 1$ we can expand the I2R time and space transformations Eq.(16) to first order in β_0 to obtain

$$T \sim t + \mathcal{O}(\beta_0^2), \quad X \sim \frac{\beta_0}{a_0} \ln[2 \cosh(a_0 t)] + \mathcal{O}(\beta_0^2) \Rightarrow U \sim t - \frac{\beta_0}{a_0} \ln[2 \cosh(a_0 t)] + \mathcal{O}(\beta_0^2). \quad (29)$$

Let us define the scaled time $\eta = a_0 t$ and note that the second term in $U \sim \frac{1}{a_0}(\eta - \beta_0 \ln[2 \cosh(\eta)])$ does not change sign under $\eta \rightarrow -\eta$, while the first term clearly does. We

further define $s = \mp 1$ associated with the plane wave $e^{s i \omega U}$ in Eq.(28). We can then write

$$\mathcal{A}_s \stackrel{\text{def}}{=} \frac{1}{2\pi a_0} \int_{-\infty}^{\infty} d\eta e^{i\left(\frac{\Omega}{a_0}\right)\eta} e^{i s \left(\frac{\omega}{a_0}\right) (\eta - \beta_0 \ln[2 \cosh(\eta)])}. \quad (30)$$

Let us first break up the integral into positive and negative values of η and note that $\int_{-\infty}^0 d\eta f(\eta) \xrightarrow{\eta \rightarrow -\eta} \int_0^{\infty} d\eta f(-\eta)$, and again recall that under this transformation $\ln[2 \cosh(\eta)]$ does not change sign. We now approx $\ln[2 \cosh(\eta)] = \ln[e^\eta (1 + e^{-2\eta})] = \eta + \ln[(1 + e^{-2\eta})] \approx \eta + e^{-2\eta}$ in two ways.

1. *The first approximation of $\ln[2 \cosh(\eta)]$: dropping the “chirp” term*

First, we drop the second “chirp” term, assuming $e^{-2\eta} \ll \eta$, which is approximately true for most of the integration domain, and arrive at

$$\begin{aligned} \mathcal{A}_s &= \mathcal{A}_s^+ + \mathcal{A}_s^-, \quad \text{with} \quad \mathcal{A}_s^\pm \stackrel{\text{def}}{=} \frac{1}{2\pi a_0} \int_0^{\infty} d\eta e^{\pm \frac{i}{a_0} (\Omega + s \omega (1 \mp \beta_0)) \eta}, \\ \Rightarrow \begin{bmatrix} \alpha_{\omega\Omega} \\ \beta_{\omega\Omega}^* \end{bmatrix} &\propto \mathcal{A}_{s=\mp 1} = \frac{1}{2} [\delta(\Omega \mp \omega(1 - \beta_0)) + \delta(\Omega \mp \omega(1 + \beta_0))], \end{aligned} \quad (31)$$

where we have used $\frac{1}{2\pi} \int_0^{\eta'} d\eta e^{\pm i(\omega - \omega')\eta} = \frac{1}{2} \delta(\omega - \omega') \pm \frac{1}{2\pi} P\left(\frac{1}{\omega - \omega'}\right)$, and have dropped the Principal Value integral as the upper limit goes to $\eta' \rightarrow \infty$.

We note two features here. First, to $\mathcal{O}(\beta_0)$ we have $\sqrt{\frac{1 \mp \beta_0}{1 \pm \beta_0}} \approx 1 \mp \beta_0$, so that the frequencies $\omega(1 \mp \beta_0)$ that appear in Eq.(31) are just the Doppler shifted frequencies we’d expect to see when Irwin is traveling at nearly constant velocity β_0 . Secondly, since we have taken $\omega, \Omega > 0$, and $(1 \mp \beta_0) > 0$, the frequencies $\Omega + \omega(1 \pm \omega) > 0$ that appear in both delta functions for $\beta_{\omega\Omega}^*$ are positive, and hence the delta functions are zero. This latter point says that in the limit of $\beta_0 \ll 1$, Bob’s positive frequency plane wave appears also as a positive frequency plane wave to Irwin.

2. *The second approximation of $\ln[2 \cosh(\eta)]$: retaining the “chirp” term*

For the second approximation, we let $\ln[2 \cosh(\eta)] \approx \eta + e^{-2\eta}$. This time we do not split the integral into positive and negative η pieces and return to the full integral in Eq.(30). The resulting integral is now more akin the the integral in Eq.(11) except the chirped frequency

portion now varies as $e^{-2\eta}$, vs $e^{-\eta}$ earlier. Thus, defining $y = e^{-2\eta}$ this time, and following the exact same procedure as for evaluating the integral in Eq.(11) we obtain

$$\mathcal{A}_s = \frac{1}{4\pi a_0} \int_0^\infty dy y^{\left(-i\frac{\Omega'_s}{2a_0}\right)-1} e^{-i\left(\frac{s\omega\beta_0}{a_0}\right)y} \Rightarrow \nu = -i\frac{\Omega'_s}{2a_0}, \quad B = \frac{s\omega\beta_0}{a_0}, \quad \text{sign}(B) = s, \quad (32)$$

$$\Rightarrow \beta_{\omega\Omega}^* \propto \mathcal{A}_{s=1} = \frac{1}{4\pi a_0} \Gamma\left(\frac{-i\Omega'_{(s=1)}}{2a_0}\right) e^{-\left(\frac{\Omega'_{(s=1)}}{2a_0}\right)\frac{\pi}{2}} e^{i\left[\left(\frac{\Omega'_{(s=1)}}{2a_0}\right)\ln\left(\frac{\beta_0\omega}{a_0}\right)\right]}, \quad (33)$$

$$\Rightarrow |\beta_{\omega\Omega}^*|^2 \propto |\mathcal{A}_{s=1}|^2 \propto \left|\Gamma\left(\frac{-i\Omega'_{(s=1)}}{2a_0}\right)\right|^2 e^{-\left(\frac{\Omega'_{(s=1)}}{2a_0}\right)\pi} = \left(\frac{2\pi}{\Omega'_{(s=1)}/(2a_0)}\right) \frac{1}{e^{\frac{2\pi\Omega'}{(2a_0)} - 1}} \quad (34)$$

where we have defined $\Omega'_s \stackrel{\text{def}}{=} \Omega + s\omega(1 - \beta_0)$, $s = \mp 1$. Now, if we naively square $\beta_{\omega\Omega}^*$, the phase factor in Eq.(33) formally squares to unity and we end up with the expression in Eq.(34) which is (i) independent of β_0 , and (ii) seems to imply a temperature $k_b T_{IR}^{(\beta_0 \ll 1)} \stackrel{?}{=} \frac{h(2a_0)}{2\pi c}$. However, this is indeed too naive, since when we interrogate the phase factor term $e^{i\left[\left(\frac{\Omega'_{(s=1)}}{2a_0}\right)\ln\left(\frac{\beta_0\omega}{a_0}\right)\right]}$ in Eq.(33), we see that it oscillates infinitely *rapidly* as $\beta_0 \rightarrow 0$ due to the term $\ln(\beta_0\omega/a_0) \xrightarrow{\beta_0 \rightarrow 0} -\infty$ in the exponent. Alternatively, the effective frequency $\ln(\beta_0\omega/a_0) \xrightarrow{\beta_0 \rightarrow 0} -\infty$ perceived by Irwin is undetectable by his finite-frequency-bandwidth detectors. Therefore, we must consider this phase factor to be zero in the limit $\beta_0 \ll 1$, and we end up with a zero temperature instead, as we'd expect for Irwin as he becomes more like the stationary (inertial) Bob in this limit.

B. Limit $\beta_0 = 1 - \epsilon$, $\epsilon \ll 1$

In this section we consider the opposite limit of near constant acceleration, i.e. $\beta_0 = 1 - \epsilon$, $\epsilon \ll 1$. In this limit we have

$$a_0 U = -e^{-\eta} + \frac{\epsilon}{4} (e^\eta + \frac{1}{3} e^{-\eta}) + \mathcal{O}(\eta^2), \quad (35)$$

$$\begin{aligned} \Rightarrow e^{is\omega U} &= e^{-is\frac{\omega}{a_0} e^{-\eta}} e^{is\omega\frac{\epsilon}{4} (e^\eta + \frac{1}{3} e^{-3\eta})}, \\ &\approx e^{-is\frac{\omega}{a_0} e^{-\eta}} \left[1 + is\omega\frac{\epsilon}{4} (e^\eta + \frac{1}{3} e^{-3\eta})\right], \end{aligned} \quad (36)$$

where we have used $e^{i\epsilon b} \approx 1 + i\epsilon b + \mathcal{O}(\eta^2)$. The first term in Eq.(36) is the standard Rindler term for constant acceleration, $\beta_0 a_0 \xrightarrow{\beta_0 \rightarrow 1} a_0$ leading to the standard Unruh temperature T_U , while the terms proportional to ϵ are correction terms. Letting $y = e^{-\eta}$ and performing the

standard Rindler change of variables we obtain

$$\mathcal{A}_s \stackrel{\text{def}}{=} \frac{1}{2\pi a_0} \left[\mathcal{A}_s^{(\nu_0=0)} + \frac{i s \omega'}{4} \left(\mathcal{A}_s^{(\nu_0=-1)} + \frac{1}{3} \mathcal{A}_s^{(\nu_0=3)} \right) \right], \quad (37)$$

$$\text{where } \mathcal{A}_s^{(\nu_0)} = \int_{y=0}^{\infty} dy y^{(-i\Omega' + \nu_0)-1} e^{-i(s\omega')y} = \frac{1}{(i\omega')^{\nu_0}} \Gamma(-i\Omega' + \nu_0) e^{i\Omega' \ln \omega'}, \quad (38)$$

where we have defined $\Omega' \stackrel{\text{def}}{=} \frac{\Omega}{a_0}$ and $\omega' \stackrel{\text{def}}{=} \frac{\omega}{a_0}$, and we have repeatedly use the Gamma function integral formula Eq.(12) with $\nu = -i\Omega' \rightarrow -i\Omega' + \nu_0$, with $\nu_0 = 0$ (Rindler case), and $\nu_0 \in \{-1, 3\}$ for the correction terms.

If we now consider $\beta_{\omega\Omega}^* \propto \mathcal{A}_{s=1}$, we obtain with a little bit of straightforward algebra,

$$|\beta_{\omega\Omega}^*|^2 \propto \frac{2\pi}{\Omega'} \frac{1}{(e^{2\pi\Omega'} - 1)} \left[1 - \frac{\epsilon}{4} \left(\frac{\omega'^2}{z-1} + \frac{1}{3} \frac{z(z+1)(z+2)}{\omega'^2} \right) \right], \quad z = -i\Omega' = -i\frac{\Omega}{a_0}, \quad (39)$$

where we have factored out the Rindler contribution $|\Gamma(-i\frac{\Omega}{a_0})|^2 = \frac{2\pi}{(\Omega/a_0) \sinh(\pi\Omega/a_0)}$, and have made repeated use of the Gamma function identity $\Gamma(1+z) = z\Gamma(z)$ to obtain the form of the correction terms in Eq.(39). We interpret Eq.(39) as a (modified) Rindler Planck thermal spectrum, essentially arising from the 1 in $\beta_0 = 1 - \epsilon$, and the remainder as small ϵ -corrections to the near thermal spectrum, with the Unruh temperature $k_b T_U \stackrel{\beta_0 \lesssim 1}{=} \hbar a_0 / (2\pi c)$.

C. The argument for a proposed I2R temperature given by $T_{I2R} = \hbar(\beta_0 a(t)) / (2\pi c)$

From the above two limits, we observe that Irwin obtains naturally, for the negative frequency content $|\beta_{\omega\Omega}|^2$ of Bob's purely positive frequency plane wave $e^{-i\omega U}$, (i) a zero temperature for small beginning/ending terminal velocities $\beta_0 \rightarrow 0$, and (ii) the Planck spectrum with Unruh temperature $k_b T_U = \hbar a_0 / (2\pi c)$ in the opposite limit $\beta_0 \rightarrow 1$.

Physically, we expect that during the predominantly constant velocity portion of the journey with velocity profile $\beta(t) = \beta_0 \tanh(a_0 t) \approx \pm \beta_0$ for $|t| \gg \frac{1}{a_0}$, that there should be no excitation of particles in the Minkowski vacuum. Therefore, we expect that the perception of particles in the Minkowski vacuum by the traveling observer should appear during the period of acceleration. In addition, we expect this period of time should be related to the duration when the traveler is within the RRW, and is temporarily causally disconnected from receiving signals (at traveling at 45° in Minkowski spacetime (T, X)) from the LRW. This is the time $\tau^*(\beta_0)$ we plotted in Fig.(6) at which the acceleration (at the co-moving observer's proper time $t = 0$) falls to half its peak value, i.e. $a(\tau^*) = \frac{1}{2} \beta_0 a_0$.

In their classic work *Quantum Fields in Curved Space*¹⁰, Birrell and Davies show that for *any* motion *not* at constant velocity, the (arbitrary) accelerated observer will perceive some response to a local particle detector. In fact the local detector will both be excited, and also *emit* a particle (see Unruh and Wald¹⁹). This counterintuitive phenomena arises because the particle detector is ultimately excited by the force providing the acceleration (Irwin's rockets). In the gravitational case, the Hawking radiation is ultimately produced by the acceleration = surface gravity of the BH, which shrinks in radius as it loses mass resulting from the production of the Hawking radiation. In the cosmological case, an expanding universe ($ds^2 = dt^2 - a^2(t) dx^2$, with expansion parameter $a^2(t) = A + B \tanh(\alpha t)$ yielding asymptotic beginning and ending flat regions), will create particles¹⁰ primarily peaking around the rapid transition phase (peak acceleration) about $t = 0$. This feature is essentially analogous to the cause for particle creation in our current universe during the period of cosmological inflation (arising from the Higgs field achieving a non-zero expectation value as it decays into a new ground state). Additionally, it is also well known that in the sudden approximation, a quantum harmonic oscillator abruptly changing frequencies from ω_i to ω_f will generate a single-mode squeezed (final vacuum) state from an initial (empty) vacuum state, i.e. there will be non-zero particles in the new vacuum state (see Problem 2.10 in Agarwal¹⁴).

In fact, the exact thermal nature of the Unruh/Hawking radiation perceived by a uniformly accelerated observer ultimately stems precisely from the exact exponential nature of the Lorentz transformation, with instantaneous velocity $\beta(t) = \tanh(a_0 t)$, into the co-moving observer's instantaneous inertial frame¹¹. Since by adjusting the two I2R parameters (β_0, a_0) , one can arrange for a nearly constant acceleration of $a(t) \approx \beta_0 a_0$ over the period $|t| \leq \tau^*(\beta_0)$, the relevant integrals for $\beta_{\omega\Omega}$ are essentially the Rindler integral in Eq.(11) with (i) $a_0 \rightarrow \beta_0 a_0$, and (ii) the infinite limits of integration replaced by $\pm\infty \rightarrow \pm\tau^*(\beta_0)$. Such finite-limit integrals can be *formally* written in terms of the difference of two incomplete gamma functions $\gamma(\nu, \tau)$ (with complex arguments) where $\Gamma(\nu, \tau) \stackrel{\text{def}}{=} \int_0^\tau dz z^{\nu-1} e^{-z}$ (vs. $\Gamma(\nu) = \int_0^\infty dz z^{\nu-1} e^{-z}$). However, $\Gamma(\nu, \tau)$ does not have nice analytic forms/properties, as does its parent $\Gamma(\nu)$, and so it is only of possible use for numerical investigation.

On the other hand, one could also choose $a_0 \gg 1$, but $\beta_0 \ll 1$ such that $\beta_0 a_0 \rightarrow \text{finite}$. Then the $\sinh(a_0 t)$ is sharply spiked about $t = 0$ and one can approximate the acceleration as $a(t) \approx \beta_0 a_0 \delta(t)$ (or equivalently, a rectangular function of constant height $\beta_0 a_0$ over

the brief period $t \in [-\tau^*(\beta_0), \tau^*(\beta_0)]$. This is the “immediate turnaround case, for which there would be a “delta-function” burst of particles perceived by Irwin at temperature $T_{I2R} = \hbar(\beta_0 a_0)/(2\pi c)$ for an instant, so in all practical effect, Irwin would register a zero temperature.

As such, we propose that an I2R temperature can be given by

$$T_{I2R} \stackrel{\text{def}}{=} \frac{\hbar a(t)}{2\pi c} \approx \frac{\hbar \beta_0 a_0}{2\pi c} \text{ for } t \in [-\tau^*(\beta_0), \tau^*(\beta_0)]. \quad (40)$$

We note that Eq.(40) reproduces the zero temperature and Unruh temperature in the limits $\beta_0 \rightarrow 0$ and $\beta_0 \rightarrow 1$, respectively. We also propose that this temperature is perceived by the co-moving observer Irwin essentially only while Irwin’s orbit is within the RRW $t \in [-\tau^*(\beta_0), \tau^*(\beta_0)]$ when he is causally disconnected from receiving any signals from observers in the LRW. As β_0 approach unity, Irwin’s orbit is more and more confined to the RRW, as shown in Fig.(3)(right) and Fig.(6) and so his temperature becomes more and more like the uniformly accelerate Rob’s Unruh temperature, as the duration of acceleration becomes infinite.

VI. CONCLUSION

In this work we have examined motion in flat (Minkowski) spacetime where the accelerated observer Irwin with coordinates (t, x) has a velocity profile $\beta(t)$ (with $c = 1$) with respect to an inertial observer Bob with coordinates (T, X) . In general, if we require that Irwin’s starts his trip at some large positive distance $X_0 > 0$, travels towards the origin $X = 0$ with negative (varying) velocity, and returns to his starting point with positive velocity, then $\beta(t)$ must be an odd function under $t \rightarrow -t$. Since we want the magnitude of the velocity to be constant at the beginning and end of the trip, one expects the velocity profile to have the form $\beta(t) = \frac{f(t)}{g(t)}$ where $f(t), g(t)$ are odd/even under time inversion, and we physically require that $|\beta(t)| \leq 1$. In this present work, we considered the “natural choice” $\beta(t) = \beta_0 \tanh(a_0 t)$, since this has the inertial and Rindler profiles as $\beta_0 \rightarrow 0$ and $\beta_0 \rightarrow 1$, respectively, and the resulting integrals for $T(t) = \int dt \gamma(t)$ and $X(t) = \int dt \beta(t) \gamma(t)$ (where $\gamma(t) = (1 - \beta^2(t))^{-1/2}$) yield closed form solutions.

However, this is not the only choice. If one allowed Irwin to leave Earth located at some distance $-X_0$ at some large negative time ($T_0 \rightarrow -\infty$) with zero velocity (matching the

stationary Bob), and travels to Alice at Proxima Centauri at X_0 at some large positive time ($T_0 \rightarrow \infty$), then one could, for example, choose the purely positive velocity profile $\beta(t) = \beta_0 / \cosh(a_0 t)$ which yields

$$\begin{aligned} T(t) &= \frac{1}{a_0} \sinh^{-1}(\gamma_0 \sinh(a_0 t)), \\ X(t) &= \frac{k}{a_0} F(\theta, k), \quad F(\theta, k) \stackrel{\text{def}}{=} \int_0^\theta \frac{dx}{\sqrt{1 - k^2 \sin^2 x}}, \quad x = a_0 t, \\ k &= \frac{\beta_0 \gamma_0}{\sqrt{1 + \beta_0^2 \gamma_0^2}}, \quad \theta(x) = \sin^{-1} \left(\frac{\sqrt{1 + \beta_0^2 \gamma_0^2} \tanh(x)}{\sqrt{1 + \beta_0^2 \gamma_0^2} \tanh(x)} \right), \end{aligned} \quad (41)$$

where $F(\theta, k)$ is the incomplete Elliptic integral of the first kind. (Note the inverse placement of γ_0 inside the arcsinh, and lack of it outside, compared to the I2R coordinate $T_{I2R}(t)$). Such a transformation is a more “realistic” version of the Twin “Paradox,” since Irwin matches Bob’s and Alice’s velocities at the beginning and end of his journey, respectively, with peak acceleration in the middle at $X(t = 0) = 0$. More importantly, this trajectory more closely resembles the asymptotically flat cosmological expansion scenario considered by Birrell and Davies¹⁰ (discussed above, with a $a^2(t) = A + B \tanh(\alpha t)$ expansion factor profile) in which particle creation occurs (and one can also analytically compute $\alpha_{\omega\Omega}$ and $\beta_{\omega\Omega}$). Thus, one expects to associate a slowly time varying temperature to this transition if the expansion is carried out adiabatically, although the concept of a “particle” is strictly not well defined in the non-asymptotic acceleration regions (see Birrell and Davies¹⁰, and Chapter 9 of Carroll²⁰).

For the I2R coordinates studied here, we can adjust the parameter (β_0, a_0) so that the acceleration region is either abrupt, or gradual, with varying magnitude of the peak acceleration at $a(0) = \beta_0 a_0$. Therefore, it is reasonable to propose an associated time varying I2R temperature $T_{I2R} \stackrel{\text{def}}{=} \frac{\hbar a(t)}{2\pi c}$, for fixed values of (β_0, a_0) , at least during effective period of acceleration $t \in [-\tau^*(\beta_0), \tau^*(\beta_0)]$ (when Irwin is within the RRW, as discussed in Eq.(40)). In future work, we will consider the effect of this proposed adiabatic temperature on black hole evaporation when considered as a tunneling process^{21–24}.

Appendix: Codes to numerically produce acceleration profiles, orbits and simultaneity plots

The following *Mathematica* codes in Fig.(8) were used to (left) compute radar time, and (right) compute/plot simultaneity curves with overlay of the I2R orbit with asymptotes, and acceleration profiles, for the plots in Fig.(2) and Fig.(3), following the analytical procedure of Dolby and Gull².

Subroutine to compute radar time

```
(* I2R coordinates *)

$$\Upsilon[\beta\theta_-] := \frac{1}{\sqrt{1 - \beta\theta^2}};$$


$$Tx0[t_-, a\theta_-, \beta\theta_-] := \frac{\Upsilon[\beta\theta]}{a\theta} \text{ArcSinh}\left[\frac{\text{Sinh}[a\theta t]}{\Upsilon[\beta\theta]}\right];$$


$$Xx0[t_-, a\theta_-, \beta\theta_-] := \frac{\beta\theta \Upsilon[\beta\theta]}{a\theta} \text{ArcSinh}\left[\frac{\text{Cosh}[a\theta t]}{\beta\theta \Upsilon[\beta\theta]}\right];$$


$$\text{axeq0}[t_-, a\theta_-, \beta\theta_-] := \frac{a\theta \beta\theta \Upsilon[\beta\theta]^2}{\Upsilon[\beta\theta]^2 + \text{Sinh}[a\theta t]^2};$$

(* radar time *)
radartime[a0_, β0_, T0_, X0_] :=
(**
  Compute the radar time for the Minkowski spacetime point (T0,X0)
  given the I2R parameters a0 and β0.
**)
Module[{},
  (* light cone coordinates (Dolby & Gull convention) (U0,V0) *)
  U0 = X0 + T0;
  V0 = X0 - T0;
  tplus = t /. FindRoot[Xx0[t, a0, β0] + Tx0[t, a0, β0] = U0, {t, 0}];
  tminus = t /. FindRoot[Xx0[t, a0, β0] - Tx0[t, a0, β0] = V0, {t, 0}];
  tplus = Max[tplus, tminus];
  tminus = Min[tplus, tminus];
  (* radar time for point (T0,X0) *)
  τ = (tplus + tminus) / 2
  (* Print["radar time τ = ", τ] *)
]
```

I2R acceleration profiles, orbits and simultaneity plots

```
(* code to produce I2R orbit with asymptotes, and simultaneity curves *)
Clear[a00, β00, data]
{a00 = 0.1, β00 = 0.1, tmax = 50};
data = Flatten[Table[{X0, T0, radartime[a00, β00, T0, X0]},
  {T0, -tmax, tmax, 1.0}, {X0, -tmax, tmax, 1.0}], 1];

(** Plots: acceleration profile, I2R orbit and Simultaneity curves *)
coords = {Xx0[t, a0, β0], Tx0[t, a0, β0]};
(* acceleration profile *)
Print[pltaccel = Plot[axeq0[t, a0, β0], {t, -tmax, tmax},
  AxesLabel → {"t", "a(t)"},
  PlotStyle → {Black, Thick}, PlotRange → All]];

(* I2R orbit with asymptotes *)
pltOrbit = ParametricPlot[{coords, {t, t}, {-t, t}, {β0 t, t},
  {-β0 t, t}, {0, t}}, {t, -tmax, tmax},
  PlotStyle → {{Black, Thick}, {Red, Dashed}, {Red, Dashed},
  {Blue, Dashed}, {Blue, Dashed}, {Black, Thick, Bold}},
  AxesLabel → {"X", "T"},
  PlotRange → {{-tmax, tmax}, {-tmax, tmax}}];

(* Contour Plot *)
pltContours = ListContourPlot[data, InterpolationOrder → 3,
  PlotLegends → Automatic,
  ContourShading → True,
  AxesLabel → {"X0", "T0"},
  ColorFunction → "LakeColors",
  PlotLabel → Style["Lines of Simultaneity", Black, Bold],
  ContourLabels → Automatic, ContourStyle → {Dashed},
  Contours → 25]

(* Show I2R acceleration profile *)
Show[pltaccel]

(* Show Orbit on top of Simultaneity curve *)
Show[pltContours, pltOrbit]
```

FIG. 8. *Mathematica* codes to (left) compute radar time, and (right) compute/plot simultaneity curves with overlay of I2R orbit with asymptotes, and acceleration profiles, used to create the plots in Fig.(2) and Fig.(3), and in Fig.(4) and Fig.(5).

ACKNOWLEDGMENTS

The author has no competing interests for this work.

The *Mathematica* codes that were used to construct Fig.(2) - Fig.(5) are shown in the Appendix. The author intends to make data openly available in the near future at https://dataverse.harvard.edu/dataverse/alsingpm_research.

* alsingpm@gmail.com, palsing@fau.edu

- ¹ W. Rindler, Am. J. Phys **34**, 1174 (1964).
- ² C. Dolby and S. Gull, Am. J. Phys **69**, 1257 (2001).
- ³ W. G. Unruh, Phys. Rev. D **14**, 870 (1976).
- ⁴ W. Rindler, *Essential Relativity* (Van Nostrand, NY, 1969).
- ⁵ K. S. T. C.W. Misner and J. A. Wheeler, *Gravitation* (W.H. Freeman, San Francisco, 1973).
- ⁶ R. D’Inverno, *Introducing Einstein’s Relativity* (Oxford University Press, London UK, 1992).
- ⁷ J. Hartle, *Gravity: An Introduction to Einstein’s General Relativity* (Addison Wesley, 2003).
- ⁸ L. Ryder, *Introduction to General Relativity* (Cambridge University Press, Cambridge, UK, 2009).
- ⁹ S. W. Hawking, Commun. Math. Phys. **43**, 199 (1975).
- ¹⁰ N. D. Birrell and P. C. W. Davies, *Quantum fields in curved space* (Cambridge University Press, Cambridge, 1982).
- ¹¹ P. M. Alsing and P. W. Milonni, Am. J. Phys. **72**, 1524 (2004).
- ¹² T. Padmanabhan, *Gravitation: Foundations and Frontiers* (Cambridge University Press, Cambridge, 2010).
- ¹³ M. O. Scully and M. S. Zubairy, *Quantum Optics, (Chap. 9)* (Cambridge University Press, Cambridge, 1997).
- ¹⁴ G. S. Agarwal, *Quantum Optics* (Cambridge University Press, Cambridge, 2013).
- ¹⁵ C. C. Gerry and P. L. Knight, *Introductory Quantum Optics, 2nd Ed.* (Cambridge University Press, Cambridge, 2023).
- ¹⁶ F. Gelis, *Problems in Quantum Field Theory with fully-worked solutions* (Cambridge University Press, Cambridge, 2021) pp. 339–347.

- ¹⁷ C. Kiefer, in *Classical and Quantum Black Holes*, edited by P. Fré, V. Gorini, G. Magli, and U. Moschella (IoP Press, Philadelphia, 1999) pp. 19–74.
- ¹⁸ L. D. Landau and E. M. Lifshitz, *The Classical Theory of Fields, 4th Ed.* (Pergamon Press Ltd., Elmsford, NY, 1975) pp. 234–237.
- ¹⁹ W. G. Unruh and R. M. Wald, Phys. Rev. D **25**, 942 (1982).
- ²⁰ S. M. Carroll, *Spacetime and Geometry* (Addison Wesley, San Francisco, 2004).
- ²¹ K. Srinivasan and T. Padmanabhan, Phys. Rev. D **60**, 024007 (1999).
- ²² M. K. Parikh and F. Wilczek, Phys. Rev. Lett. **85**, 5042 (2000).
- ²³ S. Shankaranarayanan, T. Padmanabhan, and K. Srinivasan, Class. Quant. Gravity **19**, 2671 (2001).
- ²⁴ A. de Gill, D. Singleton, V. Akhmedova, and T. Pilling, Am. J. Phys. **78**, 685 (2010).