

Deconstructing Instruction-Following: A New Benchmark for Granular Evaluation of Large Language Model Instruction Compliance Abilities

Alberto Purpura, Li Wang, Sahil Badyal, Eugenio Beaufrand, Adam Faulkner

Card Intelligence, Capital One

{alberto.purpura, li.wang, sahil.badyal,
eugenio.beaufrand, adam.faulkner}@capitalone.com

Abstract

Reliably ensuring Large Language Models (LLMs) follow complex instructions is a critical challenge, as existing benchmarks often fail to reflect real-world use or isolate compliance from task success. We introduce MOSAIC (MODular Synthetic Assessment of Instruction Compliance), a modular framework that uses a dynamically generated dataset with up to 20 application-oriented generation constraints to enable a granular and independent analysis of this capability. Our evaluation of five LLMs from different families based on this new benchmark demonstrates that compliance is not a monolithic capability but varies significantly with constraint type, quantity, and position. The analysis reveals model-specific weaknesses, uncovers synergistic and conflicting interactions between instructions, and identifies distinct positional biases such as primacy and recency effects. These granular insights are critical for diagnosing model failures and developing more reliable LLMs for systems that demand strict adherence to complex instructions.

1 Introduction

Large Language Models (LLMs) are increasingly employed as functional blocks within agentic pipelines and information processing systems (Anthropic, 2024). In this context, LLMs are expected to act as reliable components that receive data, perform an operation, and generate a response compliant with a set of standards. These standards are typically specified as instructions within the input prompt and do not necessarily overlap with the task the LLM has to complete. For example, an LLM might be tasked with summarizing a business document (the core task), while simultaneously being required to adhere to a list of instructions e.g., “The summary must be under 100 words”. The model’s success in such a system depends not only on the

quality of its summary but also on its strict adherence to these additional constraints. This paper proposes a novel perspective on the evaluation of LLM instruction compliance by introducing a new evaluation benchmark and metrics – MOSAIC (MODular Synthetic Assessment of Instruction Compliance). Our approach is motivated by a closer examination of the current landscape, which reveals several gaps in existing evaluation and mitigation strategies. First, evaluation benchmarks often utilize constraints that, while easily measurable, lack relevance to real-world application – e.g., “*In your response, words with all capital letters should appear at least/around/at most N times.*” from IFEval (Zhou et al., 2023). Second, many prominent benchmarks, such as InFoBench (Qin et al., 2024), evaluate instruction following with constraints that are specific to the current prompt task. This coupling makes it difficult to separately evaluate an LLM’s intrinsic ability to follow *instructions* from its ability to solve the *task* itself. This highlights a critical distinction: task accuracy measures the factual correctness of the core output (e.g., providing the right answer to a question), whereas instruction following, or compliance, measures adherence to meta-rules about the output’s format, style, or structure. A model can be accurate but non-compliant, or compliant but inaccurate. Third, evaluations are frequently conducted with a small number of constraints, largely overlooking how their inter-dependencies and quantity affect compliance. While ComplexBench (Wen et al., 2024) constitutes a notable exception by exploring constraint interactions, its analysis is still confined to 4-5 constraints at a time.

MOSAIC is distinguished by its emphasis on *modularity* and *real-world applicability*. Instead of embedding instructions within a static prompt, we propose a dynamic framework where complex, application-oriented constraints are provided as a modular list. We choose to evaluate our models on

the constrained text generation task, considering 32 different variants. Unlike tasks with limited output spaces like classification, text generation allows for a more rigorous and fine-grained analysis of compliance and its open-ended nature provides a rich canvas for applying a diverse set of stylistic, structural, and semantic constraints. Furthermore, treating constraints as a modular list decouples them from the primary task. This modularity allows our evaluation framework to be generalized: the same set of constraints can be paired with numerous other tasks, enabling a pure assessment of the instruction-following capability, independent of the model’s proficiency in a specific domain.

Finally, our use of dynamic and modular dataset generation provides a critical defense against data leakage, a pervasive issue that compromises the validity of many public benchmarks.

Our contributions can be summarized as follows:

- We introduce MOSAIC: a novel, modular benchmark for evaluating instruction following, featuring complex, application-oriented semantic constraints that are dynamically generated to robustly assess model capabilities.¹
- We propose a suite of evaluation metrics to measure instruction compliance, including methods for assessing pairwise constraint interactions, and constraint ordering effects.
- We thoroughly evaluate different commercial and open-source LLMs on our benchmark, highlighting their differences relying on our evaluation framework.

2 Related Work

Research into evaluating the instruction-following capabilities of LLMs has produced a variety of benchmarks and methodologies. These approaches can be broadly categorized by their strategies for *instruction formation* (how complex instructions are constructed), their emphasis on *instruction complexity* (the nature of the constraints applied), and their choice of *evaluation metrics* (how compliance is measured). One major line of work employs a “bottom-up” approach to instruction formation, where prompts are built by combining multiple simple and individually verifiable instructions. For instance, IFEval (Zhou et al., 2023) assesses adherence to precise lexical and formatting rules, such as word counts or keyword mentions, that allow

for exact, rule-based verification. IFEval-Extended (Kovalevskyi, 2024) advanced this method by introducing dynamic prompts with parameterized constraints to better defend against data leakage. While effective for measuring adherence to simple rules, these benchmarks often use constraints that are not representative of real-world applications and tend to examine constraints in isolation, overlooking their interactions. Our work builds on the benefits of this dynamic, bottom-up approach while incorporating more complex and interdependent constraints.

Another category of research focuses on more complex, application-grounded scenarios. Some works in this area adopt a “top-down” method, where a high-level instruction is manually deconstructed into a set of verifiable sub-requirements. InfoBench (Qin et al., 2024) is a key example, using LLM-as-a-Judge to score satisfaction on these sub-requirements through Yes/No questions. Similarly, CELLO (He et al., 2024a) evaluates compliance with constraints grounded in real-world tasks using rule-based scoring. While these benchmarks increase the practical relevance of the instructions, they typically do not provide a systematic analysis of how composing multiple constraints affects model performance and the evaluation on the compliance of an LLM is dependent on the task in each prompt instead of a fixed list of constraints.

A third group of studies directly investigates the impact of instruction composition. FollowBench (Jiang et al., 2024b) takes an incremental, bottom-up approach by progressively adding constraints to observe their effect on compliance, but it does not formalize the nature of constraint interactions. ComplexBench (Wen et al., 2024) provides a more direct analysis by explicitly composing constraints with logical operators and evaluating performance under these composite scenarios. Our research is heavily inspired by this focus on constraint interaction, and we extend it by methodically exploring the effects of constraint ordering and conflicts, which we find to be critical factors. Finally, a comprehensive survey by Garbacea et al. (Garbacea and Mei, 2022) confirms that constrained text generation remains a significant challenge, highlighting the difficulties models face in controlling outputs to meet specific conditions.

Table 1 contrasts MOSAIC with the related works discussed above (Zhou et al., 2023; Qin et al., 2024; He et al., 2024a; Jiang et al., 2024b; Wen et al., 2024) across six key dimensions, including

¹<https://github.com/CapitalOne-Research/llm-instruction-following-compliance>.

Benchmark	Task type	No. of prompts	Avg. prompt length	No. of constraint types	Avg. no. of constraints per prompt	Compliance analysis
IFEval	General writing tasks including poems, songs, essays, blog posts, etc.	541	37.07 words	9 groups and 25 types	1.54	Prompt- and constraint-level compliance
InfoBench	Tasks from 143 domains including engineering, arts, economics, etc.	500	38.35 words	5 types	4.50	Decomposed constraint-level compliance
CELLO	9 complex NLP tasks including extraction, planning, meta-prompt, etc.	523	N/A	4 types	N/A	Prompt-level and fine-grained constraint-level compliance
FollowBench	50+ NLP tasks including closed- and open-ended questions	820	274.77 words	5 types	3.00	Prompt-level and (consecutive) constraint-level compliance
ComplexBench	Tasks derived from real-world application scenarios and open-source instruction following benchmarks (IFEval, Infobench, Followbench)	1150	477.51 chars	4 groups and 19 types	4.19	Composition-based prompt-level and question-based constraint-level compliance
MOSAIC	4 types of text-based content generation tasks with 8 types of products/service	4000	222.10 words, 1608.72 chars	5 groups and 21 types	10.50	Prompt-level compliance. Single, pairwise and position-based constraint compliance

Table 1: Comparison of the proposed approach to other benchmarks in the literature.

task diversity, scale, and constraint density. MOSAIC significantly outperforms existing datasets in two critical areas: it offers the largest scale (4,000 prompts) and the highest complexity, averaging 10.5 constraints per prompt – more than double the next highest competitor. Additionally, our modular synthetic generation pipeline ensures the dataset is highly scalable, allowing for easy adjustments to both size and complexity to meet future research needs.

3 Proposed Approach

3.1 Dataset Generation

To evaluate the instruction following ability of LLMs, we dynamically assemble a synthetic dataset where prompts are generated as a concatenation of (i) a text generation task (Table 2), (ii) product or service (Table 3), and (iii) one or more constraints (Table 4), in the order. To combine them, we use the following prompt template.²

```
<|begin_of_text|>
<|start_header_id|>system<|end_header_id|>
You are a writing assistant. Your task is to
<taskDescription>.
Ensure your draft complies with all of the
following requirements:
```

²The shown prompt template is using Llama-style special tokens, we update the special tokens to delimit system/user/assistant messages according to the defaults of each model used for experimentation.

```
<constraintsList>
<|eot_id|>
<|start_header_id|>user<|end_header_id|>
Product/Service: <prodServDescription>.<|eot_id|>
<|start_header_id|>assistant<|end_header_id|>
```

Content Type and Description

Marketing email: Write a marketing email to promote a given product or service.

Product review: Write a detailed description and review of a given product or service.

FAQ Entry: Write a clear and concise entry for a product’s Frequently Asked Questions page, explaining a specific feature.

Internal Memo: Write a brief internal memo for employees announcing a new product or service.

Table 2: Content generation tasks.

We design the dataset generation process in two phases: first, the creation of a comprehensive, large-scale collection of prompts, and second, the extraction of a smaller, statistically balanced subset for controlled analysis.

Comprehensive Generation. We begin by generating an initial comprehensive dataset by creating prompts containing every possible pairing of a content generation task (Table 2) and a product/service (Table 3). For each of these pairings, we introduce a variable number of constraints, from 1 to 20, drawn (without replacement) from a pool of 21 unique constraints (Table 4). To mitigate potential

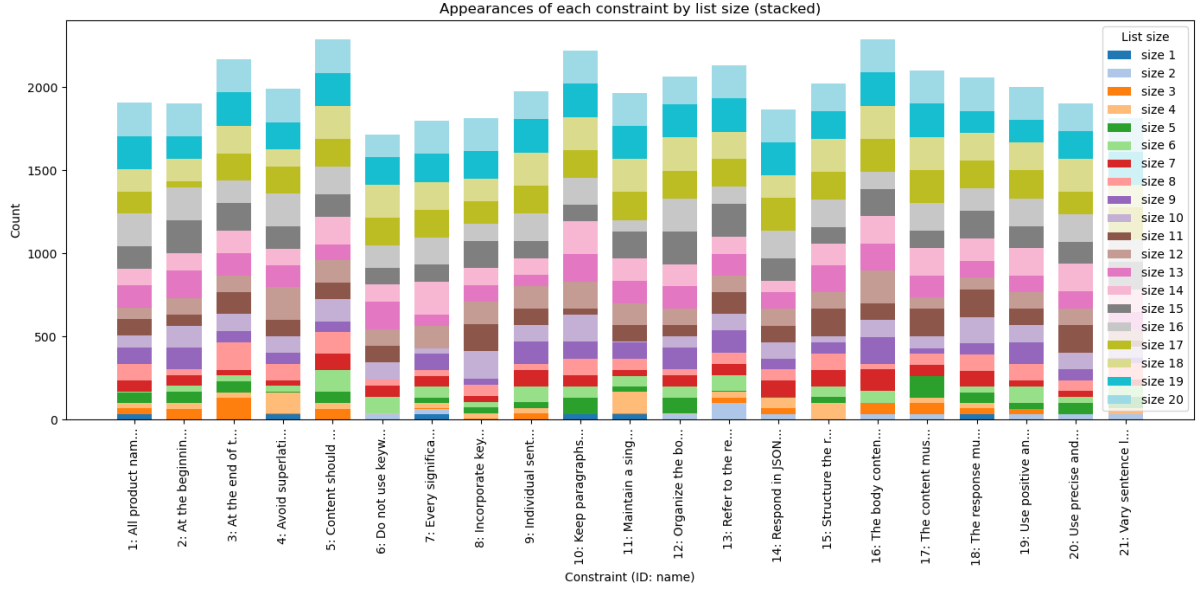


Figure 1: Distribution of constraint appearances by list size. Each bar shows the total number of times each constraint appears in prompts with a given number of constraints, illustrating how constraint usage varies across different list sizes in the dataset.

Product/Service Type and Description
Smartphone: A flagship smartphone featuring a 120Hz dynamic display, a triple-lens camera system with a 108MP main sensor, and 2-day battery life.
Wireless Earbuds: True wireless stereo earbuds with active noise cancellation, 8-hour playback on a single charge, and a water-resistance rating of IPX7.
Savings Account: An online savings account with a 4.5% Annual Percentage Yield (APY), no monthly maintenance fees, and FDIC insurance up to \$250,000.
Credit Card: A credit card offering 3% cashback on rotating categories (gas, groceries), 1% on all other purchases, and no annual fee for the first year.
Meditation App: A subscription-based mobile app offering a library of over 500 guided meditations, sleep stories, and mindfulness exercises.
Fitness Monitor: A wrist-worn device that tracks steps, heart rate, sleep patterns, and SpO2 levels, with a companion app for goal setting and progress monitoring.
Meals Subscription: A weekly subscription box that delivers pre-portioned ingredients and recipes for chef-designed meals, with options for various dietary needs.
News Streaming: An online service providing 24/7 live access to international news channels, documentaries, and in-depth political analysis.

Table 3: Product or Service descriptions.

biases related to the order in which instructions are presented, we also control for constraint permutation. For constraint sets of size 3 or fewer, we generate all possible permutations for each combination. For larger constraint sets, where generating all permutations would be computationally infea-

sible, we generate multiple random shuffles for each combination. Finally, we dynamically populate certain constraints containing placeholders, such as <SelectedTone> or keywords, with values appropriate for the given product context during prompt assembly. This initial process results in a very large dataset containing a highly diverse range of 765,472 prompts.

Stratified Sampling. The initial generation process yields a dataset that is too large for efficient evaluation and inherently unbalanced in its distribution of constraints list sizes. To address this problem, we create a smaller, balanced subset through a stratified sampling procedure. Our primary objective is to achieve a uniform distribution of each of the 21 constraints across all list sizes (1 to 20), across all possible ranks (i.e., positions) within those lists and across each task and product/service. This allows for a clean analysis of how constraint count and position affect model performance, independent of the specific constraint content, task or product/service variant. To construct the final subset, we sample a total of 4000 prompts from each pool of equivalent prompts grouped by task description, product/service description and constraints list size (1 to 20). Note that we cannot directly optimize for the rank at which each constraint appears in its respective list in a prompt since we perform sampling at the prompt level. Nonetheless, this stratified approach yields a dataset that remains relatively balanced also in terms of the ranks at which

Constraint Type and Description

Formatting:

- **Keep paragraphs short:** Keep paragraphs short, ideally 2-4 sentences.
- **Keep body short:** The body content should be organized into 2-3 paragraphs.
- **Structure body into lists:** Organize the body content into lists using only dashes.
- **Include <BOC> token:** At the beginning of the generated content, include the special token <BOC>.
- **Include <EOC> token:** At the end of the generated content, include the special token <EOC>.
- **Respond in JSON:** Respond in JSON format following the schema: {"response": <your response>}.

Lexical:

- **Flesch Reading Ease 70-80:** Content should target a Flesch Reading Ease (Flesch, 1948) level between 70 and 80 to ensure broad accessibility.
- **Use positive language:** Use positive and empowering language (e.g., 'opportunity', 'benefit', 'simplify') and avoid negative or fear-based terms (e.g., 'problem', 'risk', 'failure').
- **Use given keywords:** Incorporate keywords aligned with the brand voice i.e., <kw1, kw2, ...>.
- **Avoid given keywords:** Do not use keywords like <kw1, kw2, ...>.
- **Use custom variable :** Refer to the recipient of the message using the variable {{FirstName}} enclosed by double curly brackets.

Syntactic:

- **Vary sentence length:** Vary sentence length and structure to create a compelling rhythm. Mix simple, compound, and complex sentences.
- **Keep sentences short:** Individual sentences should not exceed 25 words to maintain clarity and momentum.

Semantic:

- **Use given tone:** Maintain a single, consistent tone throughout the entire response as specified. Your response tone should be: <SelectedTone>.
- **Use inverted pyramid principle:** Structure the response following the "inverted pyramid" principle. The most critical piece of information (the core answer, main announcement, or key takeaway) must be presented at the beginning, before supporting details or secondary context.
- **Avoid contradictions:** The response must not contain any internal contradictions. All stated facts, arguments, and data points must be consistent with each other from start to finish.
- **Substantiate every claim:** Every significant claim, benefit, or conclusion must be supported by a reason or piece of evidence within the text. Avoid making unsupported assertions. For example, instead of "It's faster," write "It's faster because it uses a next-generation processor."
- **Clear purpose:** The content must directly address the primary underlying question of the target audience for the task (e.g., 'How will this help me?', 'What do I need to know?', 'Is my problem solved?'). The purpose of the communication must be clear.

Business/Legal:

- **Use unambiguous language:** Use precise and unambiguous language. Avoid vague terms or phrases that could be misinterpreted by the target audience. All instructions, descriptions, or conclusions should be explicit and clear.
- **Report correct features:** All product names, features, and numerical data (e.g., prices, percentages) must be accurate and up-to-date as of the generation date.
- **Avoid unsubstantiated superlatives:** Avoid superlatives (e.g., 'best', 'greatest') unless they can be substantiated by a verifiable source, which must be cited or linked.

Table 4: Generation constraints, categorized by formatting, lexical, syntactic, semantic, and business/legal categories. We report the <SelectedTone> and <kw n > values we considered in Appendix B.

each constraint appears, as visualized in Figure 1. This balance is methodologically critical, as it decouples the influence of a constraint’s content from its position and other factors, thereby enabling an unbiased analysis of instruction order.

3.2 Evaluation Metrics

We employ several evaluation measures to evaluate the instruction following abilities of a model.

Single and Pairwise Constraint Compliance.

These measures allow us to gauge the difficulty of single constraints independently from the others and to measure the interaction strength of different constraints from the perspective of an LLM. The Single Constraint Compliance (SCC) measure is

computed as:

$$SCC_c = \frac{\sum_{r \in R} \text{is_followed}(c, r)}{|R|}, \forall c \in C, \quad (1)$$

where SCC_c is the rate at which constraint $c \in C$ is followed in all of the considered responses $r \in R$. Differently from SCC , we propose a novel Pairwise Constraint Compliance (PCC) metric computed as:

$$PCC_{c_i, c_j} = \frac{\sum_{r \in R} \text{is_followed}(c_i, c_j, r)}{|R|}, \quad \forall c_i, c_j \in C,$$

where $c_i, c_j \in C$ are two distinct constraints that

should be followed by an LLM when providing a given response $r \in R$.

Position-based Constraint Compliance. The compliance rate associated with each constraint may be affected by its position in the prompt. We propose this novel evaluation measure to assess whether there are any correlations between the position of a constraint in a list, its size and the SCC measure associated to that constraint. We compute this measure as follows:

$$\text{PosCC}_p = \frac{\sum_{r \in R_p} \text{is_followed}(c_{r,p}, r)}{|R_p|}, \quad (2)$$

where p is the position in the list of constraints (e.g., 1st, 2nd, 3rd), R_p is the set of all responses to prompts containing at least p constraints (i.e., $R_p = \{r \in R : |C_r| \geq p\}$), and c, r, p indicate the specific constraint c at position p for a given response r . This metric allows us to compute the constraint compliance as a function of position to reveal any potential biases, such as models paying less attention to constraints listed earlier or later in a prompt.

Prompt-level instruction following accuracy. Since an LLM request may come with multiple constraints, this metric – originally proposed in (Kovalevskyi, 2024) – provides an estimate for the number of perfectly compliant responses that we can expect to receive from a given LLM. Given a response r and its respective set of constraints C_r , the respective Prompt following Accuracy (PA_r) can be calculated with the following formula:

$$PA_r = \frac{\sum_{c \in C_r} \text{is_followed}(c, r)}{|C|}, \quad (3)$$

where for each response r to a prompt, we compute the percentage of constraints that are respected. In our evaluation, we also report the average of these values across all LLM responses for a broader comparison.

3.3 Evaluation Strategy

To evaluate whether a response complies with each of the constraints indicated in its prompt we adopt the following approach. For the Formatting, Lexical and Syntactic constraints reported in Table 4, we developed different evaluation functions relying on the NLTK library.³ Each of these functions returns a value between 0.0 and 1.0, indicating the rate of compliance to each of the constraints – 0.0

³<https://www.nltk.org/>

indicates a complete failure to comply with the constraint while 1.0 indicates a perfect compliance. More details on these functions’ implementation are available in Appendix D. For what concerns the more complex Semantic and Business/Legal constraints, we rely on an LLM-as-a-judge approach. We prompt a GPT-4o-mini model with a different prompt each time to judge whether a response complies with a given constraint. The model is tasked with returning a score from 1 to 10 to judge how much the response complies with each applicable constraint reported in its prompt (one at a time). To compute our final evaluation metrics, all of the aforementioned fractional scores are converted to a binary value (0 or 1) if they are < 0.5 or ≥ 0.5 , respectively. More details on the prompts used to verify each constraint are provided in Appendix D.

To validate the reliability of our LLM-as-a-judge for constraint verification, we conduct a human evaluation study. In this study, two expert human annotators evaluated the compliance of a randomly selected set of 250 model responses. This sample was constructed to cover the full range of constraints that the LLM-as-a-judge assesses. We asked each expert to provide a binary compliance score for a specific constraint, given the original prompt and the model-generated response. We then calculated the agreement scores. The agreement between the LLM-as-a-judge and the human annotators was 0.82 (vs. Annotator 1) and 0.83 (vs. Annotator 2), with an inter-human agreement of 0.94. These figures demonstrate a high degree of reliability, confirming the LLM-as-a-judge’s efficacy for our scenario.

4 Evaluation Results

We evaluate the ability of LLMs of different sizes to comply with the list of constraints indicated in Table 4 i.e., Llama 3.3 70B, Llama 3.1 8B (Grattafiori et al., 2024), Deepseek-R1 8B (Liu et al., 2024), Qwen3 8B (Bai et al., 2023), Claude 3.7 Sonnet, Gemini Flash 2.5 and Mixtral-8x-7b (Jiang et al., 2024a). For Deepseek-R1 8B and Qwen 3 8B, we use Ollama⁴ to host an inference server with Q4_K_M quantization and its default parameters. For Llama 3.3 70B, Llama 3.1 8B and Mixtral-8x-7b, we use Huggingface Text Generation Inference (TGI)⁵ for inference and generate their responses

⁴<https://ollama.com/>

⁵<https://huggingface.co/docs/text-generation-inference/en/index>

Constraint	Llama-3.1-8B	Llama-3.3-70B	Qwen3 8B	Mixtral-8x-7B	Deepseek-R1 8B	Gemini 2.5 Flash	Claude 3.7 Sonnet
Avoid contradictions	1.0000	1.0000	1.0000	1.0000	1.0000	0.9995	0.9917
Avoid given keywords	0.8218	0.8085	0.9059	0.7481	0.9112	0.9994	0.9959
Avoid unsubstantiated superlatives	0.7289	0.6898	0.7860	0.7295	0.6601	0.7052	0.7461
Clear purpose	1.0000	1.0000	0.9995	0.9900	0.9990	0.9995	0.9967
Flesch reading ease 70-80	0.7735	0.8053	0.6798	0.7765	0.4174	0.5395	0.6024
Include <BOC> token	0.9421	0.9963	1.0000	0.8997	0.9221	1.0000	1.0000
Include <ECO> token	0.9542	0.9756	0.9550	0.8999	0.8489	0.9981	0.9995
Keep body short	0.7608	0.8080	0.9933	0.5715	0.9450	0.9917	0.8483
Keep paragraphs short	0.8721	0.8806	0.6206	0.9059	0.8736	0.6401	0.8158
Keep sentences short	0.9990	0.9995	0.9976	0.9985	0.9958	0.9975	0.9995
Report Correct Features	0.9995	0.9974	0.9986	0.9261	0.9754	0.9963	0.9916
Respond in JSON	0.9978	1.0000	0.9961	0.9914	0.9723	0.9995	0.9989
Structure body into lists	0.9689	0.9864	0.3359	0.7473	0.0699	0.4220	0.6631
Substantiate every claim	0.7902	0.7964	0.9277	0.8103	0.8022	0.7765	0.9333
Use Custom Variable	0.8532	0.8386	0.9396	0.8907	0.8691	1.0000	0.9939
Use given keywords	0.9037	0.8935	0.9761	0.9367	0.8825	0.9917	0.9444
Use given tone	0.9990	0.9995	0.9979	0.9944	0.9974	0.9990	0.9924
Use inverted pyramid principle	0.9975	0.9980	0.9987	0.9872	0.9765	0.9816	0.9936
Use positive language	1.0000	0.9995	1.0000	0.9970	0.9995	1.0000	0.9955
Use unambiguous language	1.0000	1.0000	1.0000	0.9911	0.9986	0.9995	0.9937
Vary sentence length	0.9945	0.9972	0.9605	0.9619	0.9627	0.8719	0.9890

Table 5: Single Constraint Compliance (SCC) rates for different constraints and models.

in a deterministic setting with Temperature set to 1.0. For Claude⁶ and Gemini⁷ models we use the proprietary APIs with default settings.⁸ To avoid biases towards any of the models’ responses, we use gpt-4o-mini⁹ as our LLM-as-a-judge model.

4.1 Single Constraints Compliance Analysis

In Table 5, we report the *SCC* scores for each of the 21 constraints across the evaluated models. The results reveal significant variance in compliance, not only between different models but also across different types of constraints, underscoring that instruction-following is not a monolithic capability. We observe that a subset of constraints, primarily related to high-level semantic coherence and style, are followed with near-perfect accuracy by all models. For instance, constraints such as *Avoid contradictions*, *Clear purpose*, *Use positive language*, and *Use unambiguous language* consistently achieve SCC scores approaching 1.0. This suggests that current models are well-aligned with fundamental principles of clear and consistent communication. Similarly, basic syntactic rules like *Keep sentences short* are handled with high fidelity. Conversely, several constraints prove to be universally challenging. Adherence to a specific *Flesch reading ease 70-80* score is notably difficult, with scores ranging from 0.80 down to a low of 0.42 for Deepseek-R1, indicating a difficulty in finely controlling text complexity. Likewise, the constraint to *Avoid unsubstantiated superlatives* presents a con-

sistent challenge, likely because it requires a form of self-critique and reasoning about evidence that is not yet robustly developed. Perhaps most strikingly, the results highlight critical model-specific weaknesses. The instruction to *Structure body into lists* using dashes reveals a dramatic performance gap: the Llama 3 models achieve near-perfect compliance (0.97-0.99), whereas Qwen3 struggles (0.34) and Deepseek-R1 almost completely fails (0.07). This points to significant differences in how models interpret or prioritize specific structural formatting rules. The Llama 3 family of models demonstrates the most consistent and robust performance across the board, while other models like Qwen3 and Deepseek-R1 exhibit more specialized or “spiky” capability profiles, excelling on some constraints while failing significantly on others. These findings emphasize the necessity of granular, constraint-level evaluation, as high-level benchmarks can obscure critical, task-specific model failures. It is worth noting that the performance of commercial models such as Gemini 2.5 Flash or Claude 3.7 Sonnet is aligned to smaller open source ones.

In Table 6 (in Appendix E), we report the aggregated compliance rates by category. We observe that models consistently excel at Syntactic and Semantic constraints, which aligns with our finding that high-level coherence rules are well-followed. However, the category-level scores also highlight specific areas of weakness. For instance, the lower Formatting scores for Qwen3 (0.8168) and Deepseek-R1 (0.7720) directly reflect their significant struggles with the *Structure body into lists* instruction, as noted earlier. This aggregated view confirms the overall performance trends, while reinforcing the need for the granular analysis in Table 5 to diagnose precise failure points.

⁶<https://platform.claude.com/docs/en/about-claude/models/overview>

⁷<https://docs.cloud.google.com/vertex-ai/generative-ai/docs/models/gemini/2-5-flash>

⁸Experiments were performed in November 2025.

⁹<https://openai.com/index/gpt-4o-mini-advancing-cost-efficient-intelligence/>

4.2 Pairwise Constraint Compliance Analysis

To investigate the inter-dependencies between instructional constraints, we compute the Pearson correlation coefficient on the *PCC* measurements obtained for each model. This analysis reveals statistically significant relationships, highlighting pairs of instructions that are either synergistic (positively correlated) or conflicting (negatively correlated) from the perspective of the language model. The most significant correlations highlighted by our metrics – with an absolute value of the Pearson correlation coefficient (r) greater than 0.2 and p -value < 0.05 – are reported in Tables 7, 8, 9, 10, 11, 12 and 13 in Appendix F.

Consistent Synergies (Positive Correlations).

Across the evaluated models, certain constraints demonstrate a strong synergistic relationship. A primary example is the correlation between instructions for clarity and precision. As detailed in Tables 12 and 13, *Clear purpose* and *Use unambiguous language* are strongly and positively correlated for Mixtral ($r = 0.575$) and especially for Deepseek-R1 ($r = 0.866$). This suggests that for these models, achieving a clear purpose is intrinsically linked to the use of precise language. Similarly, a synergy exists between factuality and evidence. The constraints *Report Correct Features* and *Substantiate every claim* show a consistent positive correlation (e.g., $r = 0.404$ for Mixtral-8x-7B, Table 12), indicating that prompts for factuality also encourage the model to provide supporting evidence.

Consistent Conflicts (Negative Correlations).

The analysis also identifies clear trade-offs where adherence to one constraint compromises adherence to another. The most prominent conflict exists between readability and lexical constraints. For nearly all models, there is a significant negative correlation between achieving a target *Flesch reading ease 70-80* and being required to *Use given keywords*. For instance, Llama 3.3 70B ($r = -0.278$, 8) and Mixtral ($r = -0.320$, Table 12) both struggle with this pair. This highlights a fundamental tension: forcing the model to use specific, and often more complex, keywords directly interferes with its ability to generate simple, readable text.

Model-Specific Behaviors. Beyond general patterns, the models exhibit unique correlational profiles that likely reflect their distinct training. For example, Qwen3 demonstrates a strong positive correlation between *Keep paragraphs short* and *Keep body short* ($r = 0.783$), but a strong neg-

ative correlation between *Include <BOC> token* and *Respond in JSON* ($r = -0.531$) (Table 9). This suggests a structural conflict where generating a JSON object disrupts the model’s adherence to adding a beginning-of-content token. By contrast, Mixtral-8x-7B shows a web of positive correlations centered on *Use given tone*, linking it to numerous other qualitative constraints like *Clear purpose* and *Avoid contradictions* (Table 12). This may indicate that for Mixtral, establishing a specific tone favors more high-quality, compliant writing.

4.3 Compliance by Constraint Position and Quantity

To understand how models handle multiple constraints in a prompt, we analyze compliance based on their position and total number. We observe that the position of a constraint within a list significantly impacts its likelihood of being followed. As shown in Figure 2, most models exhibit a primacy effect: constraints placed at the beginning of a list are adhered to more reliably than those at the end. This trend is particularly evident for the Llama, Qwen3, and Deepseek models. By contrast, Mixtral-8x-7b, Gemini and Claude models demonstrate a recency effect, showing higher compliance with constraints that appear later in the prompt. More specifically, Claude and Gemini displayed a unique attention pattern compared to other models, with a very high compliance spike for constraints at index 19 and an abrupt compliance decrease when the constraint position increased to rank 20. The trends we observe are aligned with Liu et al. (2023)’s paper, where the authors also observed changes in a model’s performance when varying the position of key information in an LLM’s input. We hypothesize that, in these cases, the differing positional biases stem from the models’ core architectural differences. The recency effect observed in Mixtral-8x-7B Claude and Gemini may indirectly related to some architecture similarities – e.g. the reliance on the mixture of experts architecture – that we unfortunately cannot verify due to the close source of some of the models. We also examine how the total number of constraints affects a model’s overall compliance rate. Figure 3 reveals distinct performance patterns based on prompt complexity. For prompts with few constraints (approximately 1-6), Qwen3 emerges as the most dependable model, consistently achieving the highest average compliance. As the number of constraints increases into the range of 7 to 15,

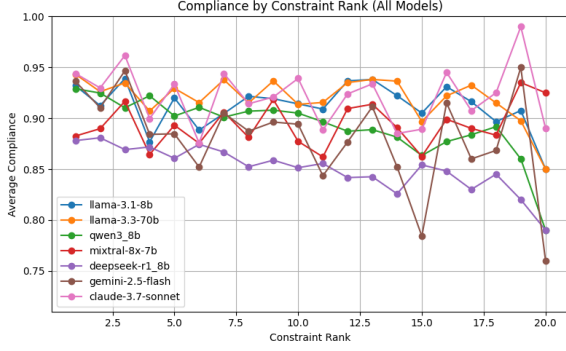


Figure 2: Constraint compliance by rank.

performance becomes less predictable across all models. The significant fluctuations in this zone suggest that compliance becomes highly dependent on the specific nature and interaction of the constraints, rather than just their quantity. When prompts contain more than 15 constraints, nearly all models show a distinct drop in compliance. It is noteworthy that this performance degradation is more pronounced for models designed for reasoning, such as Deepseek-R1 8b and Qwen3, as the task complexity rises.

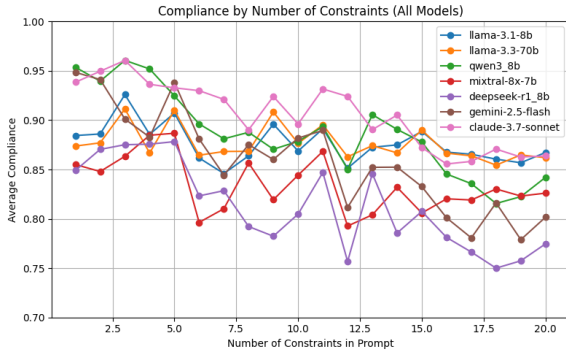


Figure 3: Prompt compliance by number of constraints.

5 Conclusions

We introduced MOSAIC (MODular Synthetic Assessment of Instruction Compliance), a novel modular benchmark for evaluating LLM instruction compliance that addresses critical limitations in existing literature. Unlike prior benchmarks that often conflate task success with compliance or use artificial constraints, our approach decouples these aspects by using a modular list of complex, application-oriented constraints. This allows for a more pure and realistic assessment of a model’s intrinsic instruction-following capabilities. Furthermore, our research goes beyond prior work on constraint composition by providing a more granular analysis of how compliance is affected by con-

straint quantity, interaction, and crucially, ordering. Our analysis uncovered novel, model-specific positional biases, such as primacy and recency effects, as well as synergistic and conflicting relationships between instructions. By deconstructing compliance into these distinct factors, our work provides a powerful and generalizable diagnostic methodology for identifying specific failure points, offering critical insights for the development of more reliable and controllable LLMs and for a more targeted prompt engineering process.

Limitations

While our study introduces a robust framework for evaluating instruction compliance, it is important to acknowledge its limitations.

First, our evaluation of complex semantic and business/legal constraints relies on an LLM-as-a-judge approach. The reliability of these evaluations is therefore dependent on the capabilities and potential biases of the judge model itself. While we employed a highly capable model and benchmarked it against human annotators, this method is not infallible and may not capture all nuances of compliance perfectly. Additionally, different constraints may not be always objectively gradable based on the use case.

Second, the benchmark, while comprehensive and dynamically generated to prevent data leakage, is synthetic. The constraints and tasks were designed to be representative of real-world applications, but they may not encompass the full spectrum of complexity, ambiguity, and implicit context found in human-generated instructions. The generalizability of our findings to entirely different domains (e.g., creative writing, scientific analysis, or code generation) remains to be explored.

Third, our analysis is based on a specific set of language models and a limited number of content generation tasks. The observed compliance patterns and the effectiveness of our proposed prompt refinement strategies may vary with different model architectures, sizes, or fine-tuning methods. Further research is needed to assess how these findings apply to other models, particularly larger, proprietary systems. Finally, we would like to point out that even though our evaluation dataset contains prompts in English, our benchmark is uniquely adaptable to be automatically translated in different languages to allow for the instruction following abilities evaluation in other languages.

References

- Anthropic. 2024. [Introducing the model context protocol](#).
- Jinze Bai, Shuai Bai, Yunfei Chu, Zeyu Cui, Kai Dang, Xiaodong Deng, Yang Fan, Wenbin Ge, Yu Han, Fei Huang, and 1 others. 2023. Qwen technical report. *arXiv preprint arXiv:2309.16609*.
- Rudolph Flesch. 1948. A new readability yardstick. *Journal of applied psychology*, 32(3):221.
- Cristina Garbacea and Qiaozhu Mei. 2022. Why is constrained neural language generation particularly challenging? *arXiv preprint arXiv:2206.05395*.
- Aaron Grattafiori, Abhimanyu Dubey, Abhinav Jauhri, Abhinav Pandey, Abhishek Kadian, Ahmad Al-Dahle, Aiesha Letman, Akhil Mathur, Alan Schelten, Alex Vaughan, and 1 others. 2024. The llama 3 herd of models. *arXiv preprint arXiv:2407.21783*.
- Qianyu He, Jie Zeng, Wenhao Huang, Lina Chen, Jin Xiao, Qianxi He, Xunzhe Zhou, Jiaqing Liang, and Yanghua Xiao. 2024a. Can large language models understand real-world complex instructions? In *Proceedings of the AAAI Conference on Artificial Intelligence*, volume 38, pages 18188–18196.
- Yun He, Di Jin, Chaoqi Wang, Chloe Bi, Karishma Mandyam, Hejia Zhang, Chen Zhu, Ning Li, Tengyu Xu, Hongjiang Lv, Shruti Bhosale, Chenguang Zhu, Karthik Abinav Sankararaman, Eryk Helenowski, Melanie Kambadur, Aditya Tayade, Hao Ma, Han Fang, and Sinong Wang. 2024b. [Multi-if: Benchmarking llms on multi-turn and multilingual instructions following](#). *Preprint*, arXiv:2410.15553.
- Albert Q Jiang, Alexandre Sablayrolles, Antoine Roux, Arthur Mensch, Blanche Savary, Chris Bamford, Devendra Singh Chaplot, Diego de las Casas, Emma Bou Hanna, Florian Bressand, and 1 others. 2024a. Mixtral of experts. *arXiv preprint arXiv:2401.04088*.
- Yuxin Jiang, Yufei Wang, Xingshan Zeng, Wanjun Zhong, Liangyou Li, Fei Mi, Lifeng Shang, Xin Jiang, Qun Liu, and Wei Wang. 2024b. [Follow-bench: A multi-level fine-grained constraints following benchmark for large language models](#).
- Bohdan Kovalevskyi. 2024. Ifeval-extended: Enhancing instruction-following evaluation in large language models through dynamic prompt generation. *Journal of Artificial Intelligence General science (JAIGS) ISSN: 3006-4023*, 5(1):513–524.
- Jinnan Li, Jinzhe Li, Yue Wang, Yi Chang, and Yuan Wu. 2025. [StructFlowBench: A structured flow benchmark for multi-turn instruction following](#). In *Findings of the Association for Computational Linguistics: ACL 2025*, pages 9322–9341, Vienna, Austria. Association for Computational Linguistics.
- Aixin Liu, Bei Feng, Bing Xue, Bingxuan Wang, Bochao Wu, Chengda Lu, Chenggang Zhao, Chengqi Deng, Chenyu Zhang, Chong Ruan, and 1 others. 2024. Deepseek-v3 technical report. *arXiv preprint arXiv:2412.19437*.
- Nelson F Liu, Kevin Lin, John Hewitt, Ashwin Paran-jape, Michele Bevilacqua, Fabio Petroni, and Percy Liang. 2023. Lost in the middle: How language models use long contexts. *arXiv preprint arXiv:2307.03172*.
- Yile Liu, Ziwei Ma, Xiu Jiang, Jinglu Hu, ChangJing ChangJing, and Liang Li. 2025. [MaXIFE: Multilingual and cross-lingual instruction following evaluation](#). In *Proceedings of the 63rd Annual Meeting of the Association for Computational Linguistics (Volume 1: Long Papers)*, pages 14252–14332, Vienna, Austria. Association for Computational Linguistics.
- Yiwei Qin, Kaiqiang Song, Yebowen Hu, Wenlin Yao, Sangwoo Cho, Xiaoyang Wang, Xuansheng Wu, Fei Liu, Pengfei Liu, and Dong Yu. 2024. [Infobench: Evaluating instruction following ability in large language models](#).
- Bosi Wen, Pei Ke, Xiaotao Gu, Lindong Wu, Hao Huang, Jinfeng Zhou, Wenchuan Li, Binxin Hu, Wendy Gao, Jiaxin Xu, Yiming Liu, Jie Tang, Hongning Wang, and Minlie Huang. 2024. [Benchmarking complex instruction-following with multiple constraints composition](#).
- Xiaodong Wu, Minhao Wang, Yichen Liu, Xiaoming Shi, He Yan, Lu Xiangju, Junmin Zhu, and Wei Zhang. 2025. [LIFBench: Evaluating the instruction following performance and stability of large language models in long-context scenarios](#). In *Proceedings of the 63rd Annual Meeting of the Association for Computational Linguistics (Volume 1: Long Papers)*, pages 16445–16468, Vienna, Austria. Association for Computational Linguistics.
- Zhihan Zhang, Shiyang Li, Zixuan Zhang, Xin Liu, Haoming Jiang, Xianfeng Tang, Yifan Gao, Zheng Li, Haodong Wang, Zhaoxuan Tan, Yichuan Li, Qingyu Yin, Bing Yin, and Meng Jiang. 2025. [IHEval: Evaluating language models on following the instruction hierarchy](#). In *Proceedings of the 2025 Conference of the Nations of the Americas Chapter of the Association for Computational Linguistics: Human Language Technologies (Volume 1: Long Papers)*, pages 8374–8398, Albuquerque, New Mexico. Association for Computational Linguistics.
- Jeffrey Zhou, Tianjian Lu, Swaroop Mishra, Siddhartha Brahma, Sujoy Basu, Yi Luan, Denny Zhou, and Le Hou. 2023. Instruction-following evaluation for large language models. *arXiv preprint arXiv:2311.07911*.

A Appendix: Additional Related Works Considerations

While the benchmarks in Table 1 are directly comparable to our work in their focus on single-turn,

prompt-level compliance, other streams of research investigate instruction following along dimensions that are orthogonal to our study. These works address specific challenges such as conversation depth, context scaling, and source hierarchy. While they do not directly evaluate the granular interactions of dense constraints within a single prompt – the primary contribution of our framework – they highlight complementary challenges in the broader landscape of model compliance.

Unlike our focus on dense, single-turn interactions, StructFlowBench (Li et al., 2025) and Multi-IF (He et al., 2024b) examine compliance over conversation history, testing structural dependencies and memory degradation. Similarly, LIFBench (Wu et al., 2025) identifies attention failures in massive context windows (up to 128k tokens). These works isolate the difficulty of maintaining state over time or distance, whereas our work isolates the difficulty of satisfying complex, simultaneous logic in the immediate turn.

Research also targets the dimensions of source authority and language. IHEval (Zhang et al., 2025) addresses the instruction hierarchy, focusing on adversarial conflicts between system and user prompts (jailbreak resistance) rather than the logical constraint conflicts we analyze. Finally, M-IFEval (Liu et al., 2025) demonstrates that compliance capabilities vary significantly across languages, highlighting that current English-centric benchmarks may overestimate general model robustness. These studies underscore that granular compliance is a multifaceted challenge extending beyond pure logical reasoning.

B Appendix: Prompt Constraints Parameters

For each product or service in our evaluation, we systematically defined both tone options and a set of product-specific keywords to guide content generation. The following options were considered:

- **Tone Options:**

- Empathetic and apologetic
- Formal and authoritative
- Enthusiastic and inspiring
- Neutral and objective

- **Product-Specific Keywords:**

- **Smartphone:**
 - * performance

- * innovation
- * battery life
- * camera
- * display

- **Wireless Earbuds:**

- * wireless
- * comfort
- * noise cancellation
- * battery
- * waterproof

- **Savings Account:**

- * security
- * growth
- * flexibility
- * FDIC insured
- * no fees

- **Credit Card:**

- * cashback
- * rewards
- * no annual fee
- * convenience
- * security

- **Meditation App:**

- * mindfulness
- * wellness
- * relaxation
- * guided
- * sleep

- **Fitness Monitor:**

- * health
- * tracking
- * motivation
- * progress
- * wellbeing

- **Meals Subscription:**

- * fresh
- * convenience
- * variety
- * nutrition
- * chef-designed

- **News Streaming:**

- * live
- * global
- * in-depth
- * analysis
- * access

During prompt construction, a single tone was randomly selected from the above options, and a subset of keywords for each product was chosen to be either included or avoided, ensuring diversity and control in the generated outputs.

C Appendix: Constraints Distributions Charts

We report in Figures 4 and 5 additional charts depicting the distribution of constraints by Task and Product/Service description, showing how our dataset is balanced with respect to these aspects.

D Appendix: Evaluation Functions

This Section details the rule-based evaluation strategies used to assess a model’s compliance with various constraints. For constraints in the Formatting, Lexical, and Syntactic categories, we implemented a suite of automated evaluation functions. These strategies provide a quantitative score, typically between 0.0 (complete failure) and 1.0 (perfect compliance), often calculating partial scores based on the degree of adherence. For the more nuanced Semantic and Business/Legal constraints, evaluation relies on an LLM-as-a-judge approach, as noted in the paper.

D.1 Formatting Constraints

Paragraph Count. To evaluate constraints on the number of paragraphs, the text is split by 1+ new-line characters. The resulting number of paragraphs is compared against the specified range (e.g., 2-3 paragraphs) to determine a score.

Paragraph Length. For constraints on paragraph length in sentences, each paragraph is first isolated and then split into individual sentences using regular expressions. The number of sentences is counted to verify it falls within the desired range (e.g., 2-4 sentences).

List Formatting. To verify list formatting, the evaluation process examines each line of the text to confirm it begins with the specified bullet character, such as a dash (-). The final score is the proportion of lines that correctly follow this format.

Token and Keyword Presence. For constraints requiring special tokens at specific locations (e.g., <BOC> at the start or <EOC> at the end), the strategy involves a binary check for an exact match at the specified position.

JSON Format. The text’s structure is assessed by attempting to parse it as a JSON object. A

perfect score is awarded if parsing is successful. If it fails, a partial score is assigned by analyzing the specific parsing error, granting higher scores for minor syntax issues over fundamental structural flaws.

D.2 Lexical Constraints

Readability Level. To assess adherence to a specific readability score, the Flesch Reading Ease formula is applied to the text. A soft score is then assigned based on how closely the result matches the target range (e.g., 70-80). We rely on the textstat¹⁰ library for the computation of this score.

Keyword Usage. Compliance is measured by checking for the presence or absence of specified keywords. The text is scanned for a predefined list of terms, and the score is determined by the percentage of required keywords found or the percentage of forbidden keywords that are correctly omitted.

Variable Usage. The entire text is scanned to confirm the presence of a required variable string (e.g., {{FirstName}}). A positive score is given if the variable is found.

D.3 Syntactic Constraints

Sentence Length Variation. To assess variability, the text is first segmented into sentences using the NLTK English sentence tokenizer. The word count for each sentence is determined, and the standard deviation of these lengths is calculated. A higher standard deviation, indicating greater variety, results in a higher compliance score.

Maximum Sentence Length. Each sentence is evaluated individually to ensure it does not exceed a specified word limit. The final score represents the proportion of sentences in the text that successfully meet this length constraint.

D.4 LLM-as-a-judge

For the more nuanced Semantic and Business/Legal constraints, which resist simple rule-based verification, we employ an LLM-as-a-judge approach. This strategy uses a capable LLM (GPT-4o-mini in our experiments) to score a generated passage’s compliance with a specific qualitative constraint. The judge model is prompted to provide a score on a scale of 0 (complete disagreement) to 10 (complete agreement) and is required to output its response in a JSON format, facilitating automated parsing of the score and the reasoning behind it.

¹⁰<https://pypi.org/project/textstat/>

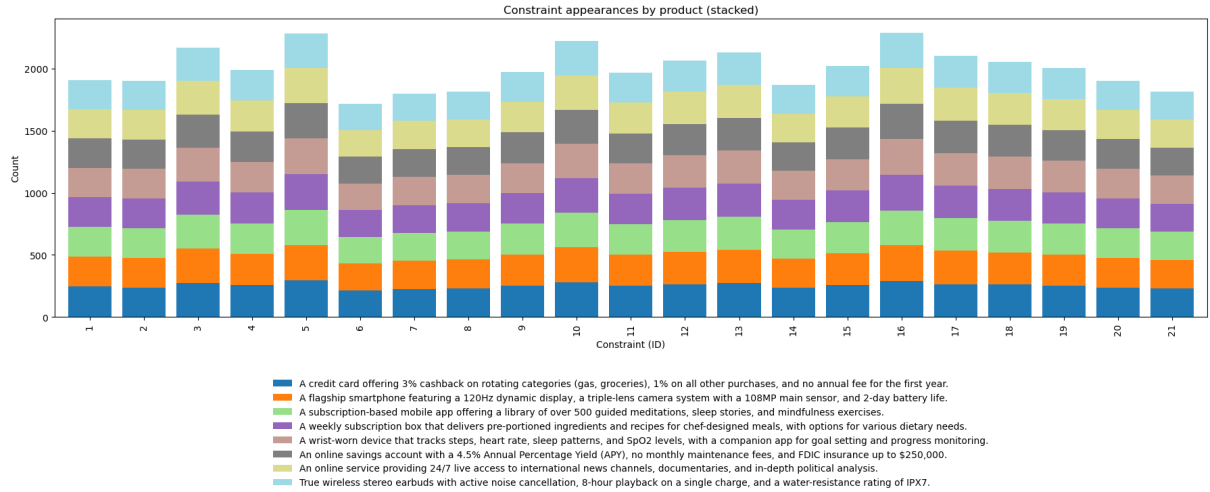


Figure 4: Constraints frequency by product/service description.

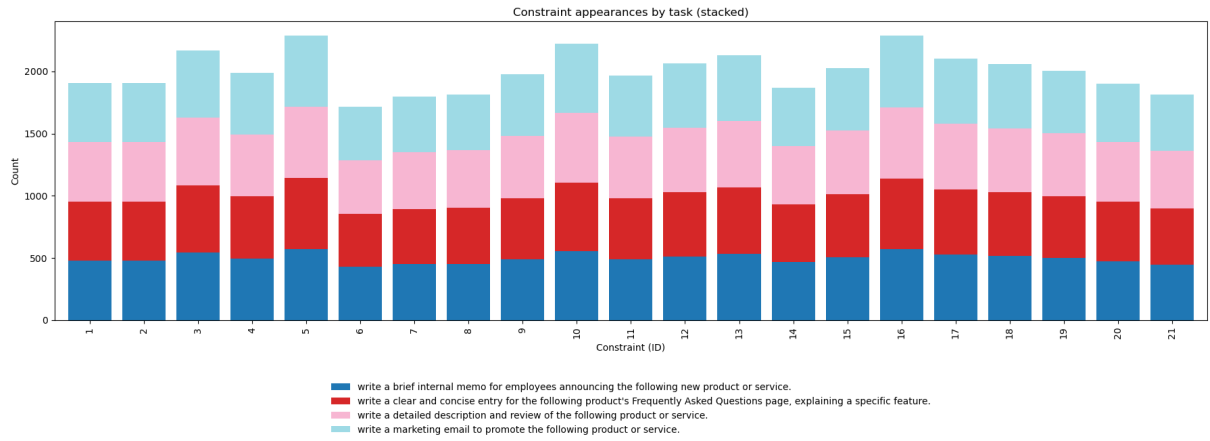


Figure 5: Constraints frequency by task.

The evaluation prompts are dynamically constructed from a set of templates. A general system prompt instructs the model on its role as a strict writing coach. The user prompt contains the specific passage to be evaluated and the rubric corresponding to the constraint being checked.

D.4.1 Prompt Templates

The core components of the prompts are as follows:

System Prompt:

You are an expert writing coach acting as a fair and strict judge. Your task is to evaluate a given passage based on a provided rubric.

User Prompt:

Passage ###
{passage}

Rubric

Evaluate the given passage on the following criterion on a scale of 0 to 10:

{rubric_name}: {rubric_description}
(0 = completely disagree,
2 = somewhat disagree,
5 = neutral, 8 = somewhat agree,
10 = completely agree).

Instructions

Provide your output only in a JSON format with the keys ``reasoning`` and ``score``.

D.4.2 Evaluation Rubrics

The following rubrics were used to evaluate compliance with their respective constraints. Placeholders like {} are dynamically populated based on the specific context of the prompt.

- **Positive language:** The given passage uses

positive and empowering language (e.g., “opportunity”, “benefit”, “simplify”, etc.) and avoids negative or fear-based terms (e.g., “problem”, “risk”, “failure”, etc.).

- **Specific tone:** The given passage maintains a single, consistent, {tone} tone throughout the entire context.
- **Inverted pyramid principle:** The given passage presents the most critical piece of information (e.g., the core answer, main announcement, key takeaway, etc.) in the description {product_description}, before supporting details or secondary context.
- **Internal contradictions:** The given passage does not contain any internal contradictions. All stated facts, arguments, and data points are consistent with each other from start to finish.
- **Supporting evidence:** The given passage avoids making unsupported assertions and provides a reason or piece of evidence within the text for every significant claim, benefit or conclusion.
- **Communication purpose:** The given passage has a clear purpose of communication and directly addresses the primary underlying question of the target audience (e.g., “How will this help me?”, “What do I need to know?”, “Is my problem solved?”, etc.).
- **Precise language:** The given passage uses precision and unambiguous language. It avoids vague terms or phrases that could be misinterpreted by the target audience. All instructions, descriptions or conclusions are explicit and clear in the given passage.
- **Accurate product information:** The given passage only contains accurate product names, features, and numerical data (e.g., prices, percentages, etc.) that can be verified against the product description {product_description}.
- **Substantiated superlatives:** If the passage contains superlatives (e.g., best, greatest, etc.) they are substantiated by verifiable sources. Citations and links are also provided as necessary. If no superlatives are used (i.e. when no

claim is made), no substantiation for claims need to be provided.

E Appendix: Constraint Compliance Metrics

In Table 6, we report the Single Constraint Compliance (SCC) rates for different models, grouped by constraint category.

F Appendix: Pairwise Correlation Metrics

We report in Tables 7, 8, 9, 10, 11, 12 and 13 the detailed correlation analysis results associated with the PCC_{c_i, c_j} metric.

Constraint 1	Constraint 2	Pearson r	p-value
Include <BOC> token	Include <ECO> token	0.322	9.98e-33
Include <BOC> token	Structure body into lists	0.463	1.44e-76
Flesch reading ease 70-80	Substantiate every claim	0.208	2.9e-15
Flesch reading ease 70-80	Use given keywords	-0.335	4.12e-36
Flesch reading ease 70-80	Keep paragraphs short	0.353	1.94e-44
Flesch reading ease 70-80	Structure body into lists	0.239	2.14e-20
Avoid given keywords	Substantiate every claim	0.237	8.42e-14
Avoid given keywords	Use given keywords	-0.333	2.17e-29
Substantiate every claim	Use given keywords	-0.223	9.46e-13
Keep paragraphs short	Keep body short	0.328	1.25e-41
Keep paragraphs short	Vary sentence length	-0.211	4.8e-15
Use given tone	Use positive language	0.329	7.74e-32

Table 7: Statistically significant Pearson’s correlation coefficients – correlation coefficient > 0.2 or < -0.2 and p-value < 0.05 – for pairwise constraint compliance of the Llama 3.1 8B model.

Constraint 1	Constraint 2	Pearson r	p-value
Report Correct Features	Substantiate every claim	0.205	7.15e-13
Report Correct Features	Use inverted pyramid principle	0.246	2.36e-18
Include <BOC> token	Include <ECO> token	0.225	1.95e-16
Flesch reading ease 70-80	Avoid given keywords	0.236	1.81e-17
Flesch reading ease 70-80	Use given keywords	-0.278	3.37e-25
Flesch reading ease 70-80	Keep paragraphs short	0.323	3.03e-37
Avoid given keywords	Substantiate every claim	0.379	1.19e-34
Avoid given keywords	Use given keywords	-0.443	5.25e-53
Substantiate every claim	Use given keywords	-0.259	6.54e-17
Keep paragraphs short	Use Custom Variable	-0.239	2e-20
Keep paragraphs short	Keep body short	0.450	1.59e-81
Keep paragraphs short	Vary sentence length	-0.242	1.25e-19

Table 8: Statistically significant Pearson’s correlation coefficients – correlation coefficient > 0.2 or < -0.2 and p-value < 0.05 – for pairwise constraint compliance of the Llama 3.3 70B model.

Constraint Category	Llama-3.1-8B	Llama-3.3-70B	Qwen3 8B	Mixtral-8x-7B	Deepseek-R1 8B	Gemini 2.5 Flash	Claude 3.7 Sonnet
Lexical	0.8704	0.8691	0.9003	0.8698	0.8159	0.9061	0.9064
Semantic	0.9573	0.9588	0.9848	0.9564	0.9550	0.9512	0.9815
Business/Legal	0.9095	0.8957	0.9282	0.8822	0.8780	0.9003	0.9105
Syntactic	0.9967	0.9984	0.9791	0.9802	0.9792	0.9347	0.9942
formatting	0.9160	0.9412	0.8168	0.8360	0.7720	0.8419	0.8876

Table 6: Single Constraint Compliance (SCC) rates for different constraints categories and models.

Constraint 1	Constraint 2	Pearson r	p-value
Report Correct Features	Substantiate every claim	0.294	4.28e-29
Report Correct Features	Avoid contradictions	0.480	1.49e-61
Include <BOC> token	Keep paragraphs short	0.246	2.35e-14
Include <BOC> token	Structure body into lists	0.480	7.21e-61
Include <BOC> token	Respond in JSON	-0.531	3.35e-78
Include <BOC> token	Keep body short	0.514	1.06e-76
Flesch reading ease 70-80	Avoid given keywords	0.357	1.25e-44
Flesch reading ease 70-80	Use given keywords	-0.337	1.06e-39
Flesch reading ease 70-80	Keep body short	0.209	2.4e-15
Avoid given keywords	Substantiate every claim	0.286	3.4e-24
Substantiate every claim	Use inverted pyramid principle	0.226	1.46e-19
Use given keywords	Keep paragraphs short	-0.227	3.21e-15
Use given keywords	Keep body short	-0.214	5.47e-15
Keep paragraphs short	Structure body into lists	0.453	1.4e-51
Keep paragraphs short	Keep body short	0.783	7.1e-223
Use given tone	Clear purpose	0.281	1.87e-24
Use given tone	Avoid contradictions	0.490	9.52e-57
Structure body into lists	Respond in JSON	-0.250	1.32e-17
Structure body into lists	Keep body short	0.585	2.42e-113
Use Custom Variable	Vary sentence length	0.205	1.12e-12
Respond in JSON	Keep body short	-0.264	8.08e-21
Use inverted pyramid principle	Avoid contradictions	0.300	1.06e-27
Clear purpose	Avoid contradictions	0.324	1.21e-27

Table 9: Statistically significant Pearson’s correlation coefficients – correlation coefficient > 0.2 or < -0.2 and p-value < 0.05 – for pairwise constraint compliance of the Qwen 3 8B model.

Constraint 1	Constraint 2	Pearson r	p-value
Report Correct Features	Substantiate every claim	0.443	6.27e-59
Report Correct Features	Use unambiguous language	0.515	3.43e-82
Include <BOC> token	Include <ECO> token	0.542	1.61e-100
Include <BOC> token	Avoid given keywords	0.238	1.57e-14
Include <BOC> token	Structure body into lists	0.451	1.95e-72
Include <BOC> token	Respond in JSON	0.625	2.15e-110
Include <ECO> token	Flesch reading ease 70-80	0.205	5.93e-15
Include <ECO> token	Structure body into lists	0.338	6.99e-39
Include <ECO> token	Respond in JSON	0.295	7.15e-27
Include <ECO> token	Use inverted pyramid principle	0.236	8.31e-18
Flesch reading ease 70-80	Structure body into lists	0.416	3.82e-62
Flesch reading ease 70-80	Vary sentence length	-0.202	2.32e-14
Substantiate every claim	Use inverted pyramid principle	0.232	2.78e-15
Substantiate every claim	Clear purpose	0.213	3.81e-14
Keep paragraphs short	Keep body short	0.404	1.54e-64
Keep paragraphs short	Vary sentence length	-0.218	4.63e-16
Use given tone	Use inverted pyramid principle	0.219	4.34e-14
Structure body into lists	Respond in JSON	0.222	2.72e-15
Use inverted pyramid principle	Use unambiguous language	0.385	1.2e-42
Keep body short	Vary sentence length	-0.237	6.43e-19
Clear purpose	Avoid contradictions	0.226	2.34e-18
Clear purpose	Use positive language	0.676	2e-183
Avoid contradictions	Use unambiguous language	-0.385	4.84e-46
Use positive language	Use unambiguous language	0.291	6.57e-25

Table 10: Statistically significant Pearson’s correlation coefficients – correlation coefficient > 0.2 or < -0.2 and p-value < 0.05 – for pairwise constraint compliance of the Claude 3.7 Sonnet model.

Constraint 1	Constraint 2	Pearson r	p-value
Report Correct Features	Use inverted pyramid principle	0.295	4.72e-26
Report Correct Features	Clear purpose	0.812	2.96e-304
Report Correct Features	Avoid contradictions	0.856	6.72e-315
Report Correct Features	Use positive language	0.672	1.64e-154
Include <BOC> token	Include <ECO> token	0.346	1.03e-37
Include <BOC> token	Keep paragraphs short	0.562	3.69e-111
Include <BOC> token	Structure body into lists	0.737	1.41e-243
Include <BOC> token	Keep body short	0.670	9.31e-169
Include <ECO> token	Structure body into lists	0.303	5.72e-31
Include <ECO> token	Keep body short	0.206	2.4e-16
Flesch reading ease 70-80	Structure body into lists	0.233	2.44e-19
Flesch reading ease 70-80	Keep body short	0.224	9.42e-21
Substantiate every claim	Use inverted pyramid principle	0.224	3.47e-14
Substantiate every claim	Use unambiguous language	0.257	1.62e-18
Keep paragraphs short	Structure body into lists	0.583	2.23e-127
Keep paragraphs short	Keep body short	0.705	7.01e-242
Keep paragraphs short	Vary sentence length	-0.204	3.17e-14
Use given tone	Clear purpose	-0.214	6.3e-15
Use given tone	Avoid contradictions	0.234	1.78e-17
Use given tone	Use positive language	0.292	5.01e-25
Structure body into lists	Keep body short	0.796	0
Structure body into lists	Vary sentence length	-0.215	1.15e-14
Keep body short	Vary sentence length	-0.225	4.83e-17
Clear purpose	Avoid contradictions	0.640	1.57e-168
Clear purpose	Use positive language	0.715	3.33e-213
Avoid contradictions	Use positive language	0.915	0

Table 11: Statistically significant Pearson’s correlation coefficients – correlation coefficient > 0.2 or < -0.2 and p-value < 0.05 – for pairwise constraint compliance of the Gemini Flash 2.5 model.

Constraint 1	Constraint 2	Pearson r	p-value
Report Correct Features	Include <ECO> token	0.218	8.07e-15
Report Correct Features	Substantiate every claim	0.404	3.51e-48
Report Correct Features	Use given tone	0.246	2.86e-17
Report Correct Features	Use inverted pyramid principle	0.324	1.77e-31
Report Correct Features	Clear purpose	0.344	1.62e-37
Report Correct Features	Avoid contradictions	0.203	1.12e-11
Report Correct Features	Use positive language	0.267	1.12e-20
Report Correct Features	Use unambiguous language	0.343	1.69e-34
Report Correct Features	Vary sentence length	0.222	5.84e-14
Include <ECO> token	Flesch reading ease 70-80	-0.321	1.2e-35
Include <ECO> token	Substantiate every claim	0.280	6.39e-22
Include <ECO> token	Use given keywords	0.294	1.43e-25
Include <ECO> token	Use given tone	0.371	1.2e-45
Include <ECO> token	Structure body into lists	0.246	8.69e-21
Include <ECO> token	Respond in JSON	0.326	9.77e-33
Include <ECO> token	Use inverted pyramid principle	0.377	7.2e-45
Include <ECO> token	Clear purpose	0.458	2.5e-80
Include <ECO> token	Avoid contradictions	0.226	6.08e-18
Include <ECO> token	Use positive language	0.286	1.23e-26
Include <ECO> token	Use unambiguous language	0.394	9.98e-50
Include <ECO> token	Vary sentence length	0.353	6.23e-35
Flesch reading ease 70-80	Avoid given keywords	0.277	9.41e-24
Flesch reading ease 70-80	Use given keywords	-0.320	3.19e-33
Flesch reading ease 70-80	Use given tone	-0.221	1.59e-17
Flesch reading ease 70-80	Clear purpose	-0.264	2.38e-23
Flesch reading ease 70-80	Use unambiguous language	-0.203	7.99e-14
Avoid given keywords	Substantiate every claim	0.208	5.64e-11
Avoid given keywords	Use given keywords	-0.320	4.31e-27
Substantiate every claim	Use given tone	0.242	7.5e-18
Substantiate every claim	Use inverted pyramid principle	0.306	6.27e-26
Substantiate every claim	Clear purpose	0.399	1.34e-48
Substantiate every claim	Use positive language	0.233	2.42e-14
Substantiate every claim	Use unambiguous language	0.328	6.65e-30
Substantiate every claim	Vary sentence length	0.232	6.36e-15
Use given keywords	Use given tone	0.283	1.89e-22
Use given keywords	Clear purpose	0.312	2.43e-30
Use given keywords	Avoid contradictions	0.217	1.04e-14
Use given keywords	Use positive language	0.294	1.26e-23
Use given keywords	Use unambiguous language	0.303	7.81e-27
Use given keywords	Vary sentence length	0.273	2.66e-19
Use given tone	Structure body into lists	0.200	3.02e-13
Use given tone	Use inverted pyramid principle	0.439	3.61e-56
Use given tone	Clear purpose	0.525	2.12e-93
Use given tone	Avoid contradictions	0.548	1.05e-102
Use given tone	Use positive language	0.640	3.06e-140
Use given tone	Use unambiguous language	0.565	1.39e-102
Use given tone	Vary sentence length	0.463	1.64e-63
Structure body into lists	Clear purpose	0.238	1.72e-19
Respond in JSON	Clear purpose	0.204	1.05e-13
Use inverted pyramid principle	Clear purpose	0.514	7.18e-97
Use inverted pyramid principle	Avoid contradictions	0.420	2.5e-52
Use inverted pyramid principle	Use positive language	0.487	3.87e-76
Use inverted pyramid principle	Use unambiguous language	0.477	2.52e-67
Use inverted pyramid principle	Vary sentence length	0.385	1.16e-43
Clear purpose	Avoid contradictions	0.377	1.01e-50
Clear purpose	Use positive language	0.567	5.01e-117
Clear purpose	Use unambiguous language	0.575	5.29e-121
Clear purpose	Vary sentence length	0.483	1.88e-73
Avoid contradictions	Use positive language	0.482	7.98e-71
Avoid contradictions	Use unambiguous language	0.411	7.26e-53
Avoid contradictions	Vary sentence length	0.241	1.5e-16
Use positive language	Use unambiguous language	0.497	3.98e-76
Use positive language	Vary sentence length	0.400	1.16e-47
Use unambiguous language	Vary sentence length	0.329	2.5e-29

Table 12: Statistically significant Pearson’s correlation coefficients – correlation coefficient > 0.2 or < -0.2 and p-value < 0.05 – for pairwise constraint compliance of the Mixtral 8x 7B model.

Constraint 1	Constraint 2	Pearson r	p-value
Report Correct Features	Substantiate every claim	0.341	3.3e-39
Report Correct Features	Use inverted pyramid principle	0.516	7.21e-108
Report Correct Features	Avoid contradictions	0.203	3.38e-11
Include <BOC> token	Include <ECO> token	0.222	2.8e-15
Avoid unsubstantiated superlatives	Substantiate every claim	0.299	1.78e-26
Flesch reading ease 70-80	Use given keywords	-0.303	6.27e-32
Flesch reading ease 70-80	Keep body short	0.260	4.21e-23
Substantiate every claim	Use inverted pyramid principle	0.280	1.59e-29
Use given keywords	Use Custom Variable	0.219	5.24e-14
Use given tone	Clear purpose	-0.253	6.12e-20
Use given tone	Use positive language	-0.231	2.29e-15
Use given tone	Use unambiguous language	-0.229	2e-18
Respond in JSON	Keep body short	-0.272	4.06e-22
Clear purpose	Use positive language	0.792	2.99e-245
Avoid contradictions	Use unambiguous language	0.866	0
Use positive language	Use unambiguous language	0.288	5.03e-23
Use positive language	Use unambiguous language	0.691	1.01e-186

Table 13: Statistically significant Pearson’s correlation coefficients – correlation coefficient > 0.2 or < -0.2 and p-value < 0.05 – for pairwise constraint compliance of the Deepseek R1 8B model.