

Fluctuation of fission observables investigated with a Monte Carlo method

Alice Bernard, David Regnier,^{*} Junah Newsome, Paul Carpentier, Noël Dubray, and Nathalie Pillet
*CEA, DAM, DIF, 91297 Arpajon, France and
 Université Paris-Saclay, CEA, LMCE, 91680 Bruyères-le-Châtel, France*

Nuclear fission dynamics described within nuclear energy density functional frameworks (EDF) have seen substantial advances in the last decade. Part of this success stems from projection techniques, which allow the computation of probability distribution functions (pdf) for selected observables such as particle number and angular momentum of the fragments. Predicting the pdf of other observables, such as the total kinetic energy of the fragments, remains undone. This work proposes a method to determine the complete pdf of a new category of observables from a Bogoliubov vacuum projected onto good particle number. It relies on sampling nucleonic configurations in coordinate and intrinsic-spin representation. We assess the feasibility and convergence properties of the method and apply it to states representative of the scission of an actinide. Fluctuations in fragment shapes, inter-fragment Coulomb and nuclear interaction as well as the corresponding torques are analyzed. We find that a significant fraction of the fluctuation of several measured fission observables is already present within the mean-field picture.

I. INTRODUCTION

The last decade has seen a wealth of progress in the theoretical description of the fission dynamics rooted in the EDF framework [1, 2]. Time-dependent mean-field calculations including pairing correlations allow for quantitative predictions of the energy balance and spin content of the system after the generation of the primary fission fragments in the most populated fission mode [3–13]. The time-dependent generator coordinate method (TDGCM) based on a family of constrained Hartree-Fock-Bogoliubov states gives qualitative estimations of the fragments mass and charge yields [14–20]. On top of that, the community is building new many-body methods aiming for a simultaneous description of the collective fluctuations and the dissipative aspects of the fission process [21–31].

In most of these approaches, the fissioning nucleus is depicted in terms of one or several Bogoliubov vacua built with the neutrons and protons degrees of freedom. We interpret the outcome of the dynamics in regards of the spatial one-body density of the Bogoliubov vacua involved; especially its geometry discussed in terms of expectation values of multipole moment operators (*i.e.* [32]). Such a picture is intuitive and connects to the liquid-drop models at the origin of our understanding of the fission process [33, 34]. However this simple description turns out to be insufficient to understand aspects of fission that stem from quantum fluctuations. For instance, how do the axially symmetric one-body densities typically involved in fission simulations lead to rotating fragments? To answer this apparent dilemma one should consider the nucleus as a composite system made of randomly positioned nucleons. The marginal pdf for the position of one nucleon may present an axial symmetry. Yet many non-axial configurations for the cloud of nucleons will con-

tribute to the wavefunction. These configurations can lead to non vanishing fluctuations of observables such as the projection of the orbital momentum between the pre-fragments on an axis perpendicular to the fission axis. Properly unraveling these effects not only requires computing expectation values of observables of interest but also the higher moments of their pdf.

In recent years, several studies successfully estimated the pdf of some fission observables from a Bogoliubov vacuum based on projection techniques. In Refs. [4, 17, 35], the pdf of the mass and charge of the pre-fragments were extracted close or after scission. The same technique is at the heart of the determination of the angular momentum content after scission [10, 11, 36–38]. In both cases, the observables under study are one-body observables known to be linked to a spontaneous symmetry breaking of the EDF approach. This is what makes the computation of their pdf achievable as state-of-the-art calculations. In contrast, similar predictions for kinetic energies of the fragments or even of two-body observables such as the inter-fragment Coulomb repulsion were not achieved up to now.

In this work, we develop a method to study the pdf of a specific class of many-body observables from a Bogoliubov vacuum projected on a good particle number. To this end, we implement a sampler of the nucleons positions and intrinsic spin consistent with the many-body density of their quantum state. The sampler enables estimating the pdf of any observable that is diagonal in the position/intrinsic spin representation. Of interest in the context of fission, this includes the particle number, multipole moments, Coulomb interaction as well as any local two-body interaction. In addition to quantifying fluctuations, the sampler may serve as a pedagogical tool for visualizing the nucleon cloud that constitutes the fissioning system.

In section II we detail the formalism required to sample the positions and intrinsic spins of the nucleons along with estimating observables based on such a sample. We study the feasibility and convergence of the method ap-

^{*}Electronic address: david.regnier@cea.fr

plied to light and heavy nuclei in section III. Finally we study the pdf of some fission observables in two scission configurations of ^{252}Cf in section IV. Conclusions and perspectives are given in section V.

II. METHOD

A. Sampling configurations from a many-body state

In the nuclear energy density functional framework the nucleons are point-like Fermions that can be characterized in terms of a spatial coordinate \mathbf{r} and the projection σ of their intrinsic spin along the z-axis. Following [39] we use the compact notation $r \equiv (\mathbf{r}\sigma) \equiv (x, y, z, \sigma)$ for the coordinates in the position/intrinsic spin representation along with c_r^\dagger and c_r for the associated creation (resp. annihilation) operators. With these notations, the Fock space for a gas of nucleons is spanned by the family of position/intrinsic spin product states

$$|r_1 \cdots r_N\rangle = c_{r_1}^\dagger \cdots c_{r_N}^\dagger |0\rangle, \quad (1)$$

where $|0\rangle$ is the particle vacuum. For the purpose of our discussion, it is useful to define an ordering convention in the position/intrinsic spin representation. This arbitrary ordering does not impact the results and a possible choice is the lexicographic order on the x, y, z, σ coordinates. The family of ordered position/intrinsic spin product states

$$\{|r_1 \cdots r_N\rangle | r_1 < \cdots < r_N\} \quad (2)$$

form a basis of the Fock space which comes with the closure relation

$$\int_{r_1 < \cdots < r_N} |r_1 \cdots r_N\rangle \langle r_1 \cdots r_N| dr_1 \cdots dr_N = \hat{I} \quad (3)$$

Here we loosely used the integral symbol to designate integrals over the x, y and z axes of each one-body coordinate along with a sum over the intrinsic spins. The probability to measure a gas of nucleons represented by a many-body state $|\psi\rangle$ in an ordered position/intrinsic spin product state reads

$$p(|r_1 \cdots r_N\rangle) = |\langle r_1 \cdots r_N | \psi \rangle|^2. \quad (4)$$

In the context of Monte Carlo sampling, it is convenient to work with a set of unordered configurations defined by n-tuple of 1-body coordinates

$$\{(r_1 \cdots r_N) \in (\mathbb{R}^3 \times \{\uparrow, \downarrow\})^N\}. \quad (5)$$

We define a pdf on the set of configurations by

$$p(r_1 \cdots r_N) = \frac{1}{N!} |\langle r_1 \cdots r_N | \psi \rangle|^2. \quad (6)$$

Note that the probabilities are invariant with permutations of the coordinates. Owing to the closure relation (3), this pdf is correctly normalized in the space of configurations

$$\int_{r_1, r_2, \dots, r_N} p(r_1 \cdots r_N) dr_1 \cdots dr_N = 1. \quad (7)$$

The class of configurations having the same coordinates up to a permutation is representative of one ordered position/intrinsic spin product state and each configuration within this class has the same statistical weight. Sampling configurations from this pdf gives an insight into the content of the many-body wavefunction in the position/intrinsic spin representation and will also enable us to compute observable moments in a Monte Carlo way.

To generate a sample of configurations from the pdf (6) we rely on Markov chains [40]. Markov chains are particularly suited to tackle the large dimensionality of the configuration space (more than 600 for an actinide). In addition, only ratios of probabilities need to be estimated which enables us to avoid computing costly normalization factors that may appear in (6). In this work we build Markov chains in the space of configurations out of the simple Metropolis iterative algorithm. One step of the Metropolis algorithm can be summarized as:

1. From a configuration $(r_1^i \cdots r_N^i)$ at the i 'th iteration of the chain, sample a candidate configuration $(\tilde{r}_1^i \cdots \tilde{r}_N^i)$ for the next iteration.
2. Compute the ratio of probability $\alpha = \frac{p(\tilde{r}_1^i \cdots \tilde{r}_N^i)}{p(r_1^i \cdots r_N^i)}$
3. Sample a random number ξ in a uniform distribution spanning $[0, 1]$.
4. Choose the candidate configuration $(\tilde{r}_1^i \cdots \tilde{r}_N^i)$ for the next iteration if $\alpha > 1$ or $\alpha > \xi$. Otherwise stick to $(r_1^i \cdots r_N^i)$ for the next iteration.

The candidate configuration is sampled by perturbing one nucleon's coordinate from the i 'th configuration. Changing only one nucleon's coordinates per iteration ensures a non vanishing acceptance rate of the Metropolis step. In details, we

1. sample the index of the particle that will be perturbed from a discrete uniform distribution,
2. sample and apply a small perturbations on the x, y and z coordinates of this particle from independent normal distributions characterized by a spatial width σ_{space} ,
3. randomly flip the intrinsic spin projection of the particle with a probability P_{flip} .

The width of the space perturbation along with the spin flip probability are typically chosen as 1 fm and 10% (cf. section III).

The Metropolis algorithm guaranties that, after a sufficient number of iterations, the pdf of the sampler correspond to the target pdf $p(r_1 \cdots r_N)$. To extract a representative sample, a standard procedure consists in warming up the Markov chain during $N_{burn-in}$ iterations called the burn-in period. Only after this burn-in period, one starts to record configurations from the sampler. In addition, events generated in successive iterations of the Markov chain are strongly correlated. To mitigate this effect and obtain a final sample representative of independent random draws from the target distribution, we only retain one configuration every N_{jump} iterations. If the burn-in and jump are properly taken into account, the Metropolis algorithm can generate an arbitrary number of configurations representative of successive independent random draws from the target distribution. How we define the burn-in period, the jump as well as the spatial width and spin flip probabilities to ensure a proper convergence and minimize the numerical cost will be discussed in section III.

B. Estimating observables

As widely used in the context of variational quantum Monte Carlo [41], a valid configuration sampler enables the computation of expectation values of observables. In this work, we restrict ourselves to observables \hat{O} that are diagonal in the position/intrinsic spin representation. In other words, for any pair of position/intrinsic spin product states:

$$\langle r_1 \cdots r_N | \hat{O} | r'_1 \cdots r'_N \rangle = O(r_1 \cdots r_N) \delta_{r_1 r'_1} \cdots \delta_{r_N r'_N} \quad (8)$$

The kernel $O(r_1 \cdots r_N)$ is invariant by permutations of the coordinates and matches the diagonal matrix elements of \hat{O} in the basis of the ordered position/intrinsic spin product states. Although this property restricts the domain of applicability of our method, many observables encountered in fission studies possess this property. On top of that, it enables a straightforward computation of the whole pdf of the observable, without the appearance of the so called sign problem [41]. Using the closure relation (3) along with the diagonal nature of the observable, it can be shown that the expectation value of a diagonal observable reduces to an integral over the space of configurations:

$$\langle \hat{O} \rangle = \int_{r_1 \cdots r_N} O(r_1 \cdots r_N) p(r_1 \cdots r_N) dr_1 \cdots dr_N \quad (9)$$

This is a many-dimensional integral with a product integrand well suited for a Monte Carlo estimation. A sample of L configurations independently drawn from the distribution $p(r_1 \cdots r_N)$ gives an unbiased estimator of the expectation value $\mu_{\langle \hat{O} \rangle}$:

$$\mu_{\langle \hat{O} \rangle} = \frac{1}{L} \sum_{l=1}^L O(r_1^l \cdots r_N^l), \quad (10)$$

along with an estimator of the corresponding statistical uncertainty

$$\sigma_{stat}(\mu_{\langle \hat{O} \rangle}) = \left[\sum_{l=1}^L \frac{(O(r_1^l \cdots r_N^l) - \mu_{\langle \hat{O} \rangle})^2}{L(L-1)} \right]^{-\frac{1}{2}}. \quad (11)$$

To summarize, the random variable $O(r_1 \cdots r_N)$ obtained by sampling configurations has $\langle \hat{O} \rangle$ for expectation value.

With diagonal observables, we can even go one step further and remark that the pdf of the random variable $O(r_1 \cdots r_N)$ matches the pdf of the measurements of the observable \hat{O} . One possible justification comes from the fact that \hat{O} elevated to some power is still diagonal in the position/intrinsic spin representation. Hence, all the moments of its pdf equal the moments of the random variable $O(r_1 \cdots r_N)$. We end up with a straightforward method to estimate the pdf of observables: (i) sample configurations, (ii) compute the observable kernel for each configuration (iii) infer the pdf of the observable from this representative sample.

In this work, we focus on one-body and two-body observables diagonal in the position/intrinsic spin representation

$$\hat{T} = \int_r t(r) c_r^\dagger c_r, \quad (12)$$

$$\hat{V} = \frac{1}{2} \int_{r,r'} v(r, r') c_r^\dagger c_{r'}^\dagger c_{r'} c_r. \quad (13)$$

The corresponding kernels can be cast as permutation invariant sums over nucleons (resp. pairs of nucleons).

$$T(r_1 \cdots r_N) = \sum_{i=1}^N t(r_i), \quad (14)$$

$$V(r_1 \cdots r_N) = \frac{1}{2} \sum_{i < j=1}^N [v(r_i, r_j) + v(r_j, r_i)]. \quad (15)$$

C. Probabilities for Bogoliubov vacua projected on good particle number

In this study we describe atomic nuclei with many-body states $|\psi\rangle$ being tensor products of a neutron and proton gas.

$$|\psi\rangle = |\psi_n\rangle \otimes |\psi_p\rangle. \quad (16)$$

The configurations of the system are given by a configuration of the N neutrons and a configuration of the Z protons. The probability to measure the system in such a configuration from the state (16) is a product of two independent pdfs. The neutron (resp. proton) wavefunctions considered here are fully paired Bogoliubov vacua projected onto good particle numbers. We can express

for instance the neutron part in its canonical basis as

$$|\psi_n\rangle = \hat{P}_N \prod_{k=1}^K (u_k + v_k a_k^\dagger a_k^\dagger) |0\rangle. \quad (17)$$

where \hat{P}_N is the projector of the neutron number N , a_k^\dagger, a_k^\dagger stand for the creators of the single-particle states of the canonical basis and u_k, v_k are real numbers verifying $u_k \neq 0$ and $u_k^2 + v_k^2 = 1$.

To iterate Markov chains, we need to build and evaluate a function proportional to the configuration pdf. Such a function was already used for instance in Ref. [39] and we only recall here the necessary formulas. For the wavefunction (17), the square modulus of interest can be cast into the form of a determinant

$$|\langle r_1, \dots, r_N | \psi_n \rangle|^2 \propto |\det(\mathcal{Z})|. \quad (18)$$

The skew-symmetric \mathcal{Z} matrix contains information about pairs of particles

$$\forall i, j : \mathcal{Z}_{ij} = Z(r_i, r_j) - Z(r_j, r_i), \quad (19)$$

with

$$Z(r, r') = \sum_{k=1}^K \frac{v_k}{u_k} \varphi_k(r) \varphi_k(r'). \quad (20)$$

Here we used $\varphi_k(r)$ to designate the canonical single-particle wavefunctions evaluated at the coordinate r . Note that extensions of this formula to odd or incompletely paired systems are possible [39] but were not required in the present study.

To conclude, we implemented the whole Markov Chain Monte Carlo (MCMC) method described in this section into a C++ code. We released this implementation as an open-source code named **NucleoScope** [42].

III. NUMERICS

In this section, we investigate the numerical aspects of our method to estimate observables pdf. Because the dimensionality of the configuration space increases linearly with the number of particles, we perform numerical tests for two different systems. We first sample the nucleons coordinates from a wavefunction representing the ground state of ^{20}Ne , a light open-shell nucleus. We then undertake the same work for a ^{252}Cf nucleus close to its most favored scission configuration. The Bogoliubov vacua for both states were obtained by solving the Hartree-Fock-Bogoliubov equations with a Gogny D1S energy density functional and the code **HFB3** [43]. The one-body densities of the Bogoliubov states are shown in FIG. 1. We provide the numerical details of these calculations in the section A.

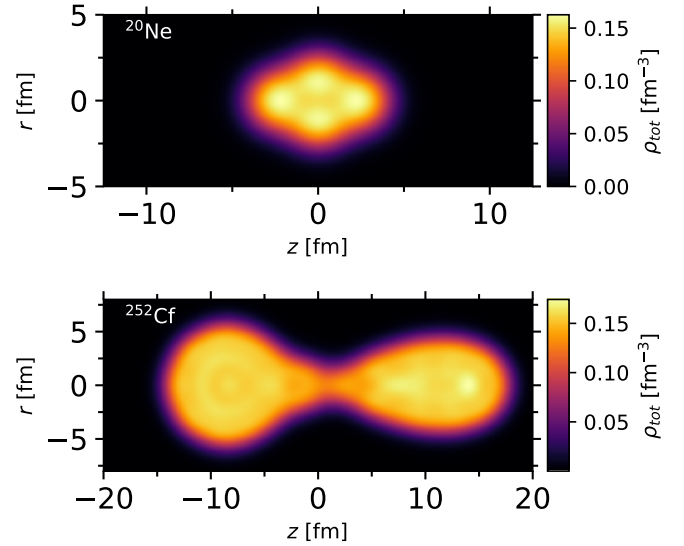


FIG. 1: Local nucleon one-body density for the ^{20}Ne (top) and the ^{252}Cf (bottom) Bogoliubov vacua considered in Sec. III.

A. State discretization

To compute the probability amplitude for any configuration with (18), we first generate and store the canonical representation of the Bogoliubov vacua under study. To speed up our evaluation, we truncate this representation keeping only the most populated canonical states. We use a truncation threshold corresponding to an error of 10^{-4} particles on the Bogoliubov vacua. For the neutron part it translates into

$$\sum_{k \in \mathcal{T}} v_k^2 < 10^{-4} N, \quad (21)$$

where \mathcal{T} is the set of truncated canonical states. The effect of this truncation on multipole moments of the Bogoliubov vacua projected on the good number of particle was found negligible compared to other sources of numerical bias investigated in this work.

The canonical states are spatially discretized on a Lagrange mesh introducing a box size and a step parameter in each direction [44]. For the ^{20}Ne , we use a cubic box with dimensions $L_x \times L_x \times L_x$ and a regular mesh with cubic cells of volume dx^3 . For elongated ^{252}Cf states we use a rectangular box with dimensions $L_x \times L_x \times 2L_x$. As detailed in appendix A, we chose a box size $L_x = 32$ fm that guarantees the convergence of the first two non-vanishing multipole moments of the projected Bogoliubov vacua for both the light and heavy nuclei. To accelerate our calculation we approximate the canonical wavefunctions to constants inside each mesh cell during the evaluations of Eq. (20). To mitigate the bias coming from this crude interpolation scheme, we use a small cell size of $dx = 0.5$ fm for our physical studies. We provide an idea of the error coming from such a spatial discretization in the

benchmark of Sec. III C.

B. Markov Chains

1. Initialization

Starting a Markov chain requires an initial configuration. To avoid large burn-in periods we try building initial configurations with a reasonably high probability. We start by computing the total spatial one-body density of the state and extract the mesh cells that have a density above 2.5% of the saturation density (0.16 fm^{-3}). For each nucleon, we choose randomly one of these cells and place it at its center. One nucleon out of two is assigned a spin up while the other starts with a spin down. This simple method dispatches the nucleons within the nuclear volume while respecting the Pauli principle.

2. Burn-in period

In MCMC, the sampled configurations begin to be representative of the target pdf only after a certain number of iterations [40]. These first $N_{\text{burn-in}}$ iterations form the burn-in period and should be discarded from the final sample. To evaluate the necessary length of the burn-in period, we rely on a statistical criteria proposed by Brook and Gelman [45, 46]. The overall idea is to run m independent Markov chains and test at which iteration their averages and variances become statistically consistent. Because of the large dimensionality of the configuration space, we apply this criteria not on the configurations themselves but separately on each observable under study. Some observables may require longer burn-in than others and we pragmatically choose the largest burn-in needed for the observables under study. Looking at n consecutive configurations sampled in each Markov chain, we compute estimators for the variance of the intra-chain means as well as the mean of the intra-chain variances.

$$B/n = \frac{1}{m-1} \sum_{j=1}^m (\bar{O}_j - \bar{O}_{..})^2 \quad (22)$$

$$W = \frac{1}{m(n-1)} \sum_{j=1}^m \sum_{i=1}^n (O_{ji} - \bar{O}_j)^2 \quad (23)$$

Here O_{ji} is the value of the observable kernel sampled at the i 'th iteration of the j 'th chain and we used the compact notations

$$\bar{O}_j = \frac{1}{n} \sum_{i=1}^n O_{ji}, \quad (24)$$

$$\bar{O}_{..} = \frac{1}{mn} \sum_{j=1}^m \sum_{i=1}^n O_{ji}. \quad (25)$$

From this, we can build an estimator σ^2 of the actual variance of the pdf along with an estimator V of the variance of the sample produced by the Markov chains:

$$\sigma^2 = \frac{n-1}{n} W + \frac{B}{n} \quad (26)$$

$$V = \sigma^2 + \frac{B}{mn}. \quad (27)$$

The two first moment of the MCMC sample become representative of those of the actual pdf when (i) the intra-chain variance W stabilizes, (ii) the Gelman-Rubin ratio $R_{GL} = V/\sigma^2$ approaches one.

Following [46], we compute the aforementioned estimators based on the last n iterations of Markov chains of length $2n$. Figure 2 shows the results obtained for the β_{20} observable as a function of n in the case of ^{20}Ne . These calculations were obtained with a spin flip probability of $P_{\text{flip}} = 0.1$ and spatial width $\sigma_{\text{space}} = 1 \text{ fm}$. The Gelman-Rubin ratio converges rapidly to one from

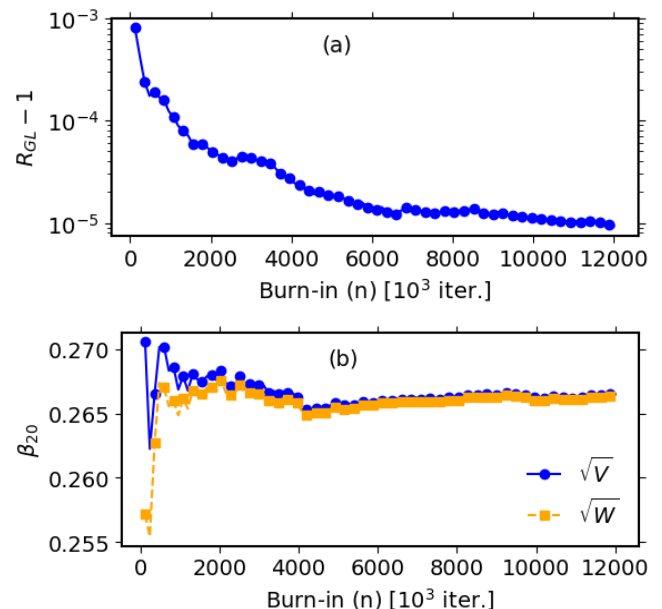


FIG. 2: (a) Gelman-Rubin ratio minus one obtained for β_{20} in the ^{20}Ne ground state. (b) Square roots of the estimators of the variance of β_{20} among the Markov chains (V) and of the intra-chain variance (W).

above. It becomes lower than 1.005 around $n = 6 \cdot 10^4$. At the same time, the average intra-chain variance W seems to be stabilized at percent level. Similar burn-in were obtained for a two-body observable representing the Coulomb interaction indicating that $n = 10^5$ is the correct order of magnitude for burn-in in light nuclei. For ^{252}Cf , we find that $n = 10^6$ is a conservative order of magnitude.

3. Choice of σ_{space} and P_{flip}

The burn-in period may vary as a function of the pdf of the perturbation applied at each iteration. In this section, we search for spatial width and spin flip probabilities that ensure a good compromise between short burn-in periods and large acceptance rate. We seek for typical acceptance rate of 0.5 to avoid the situation where a configuration stays identical during a large number of iterations, that would ultimately lead to large autocorrelation in the final sample. To do so, we performed series of calculations varying σ_{space} and P_{flip} . For each calculation, we estimate the burn-in period as the shortest n for which:

1. the Gelman-Rubin ratio $R_{GR}(n) < 1.005$,
2. the average intra-chain standard deviation is stabilized within 1%, *i.e.*

$$\max_{\{n' > n\}} \frac{|\sqrt{W(n')} - \sqrt{W(n_{max})}|}{\sqrt{W(n_{max})}} < 0.01.$$

FIG. 3 shows the evolution of the burn-in periods obtained for a one- and two-body observables, in the case of ^{20}Ne and ^{252}Cf . These results were obtained with 128 independent Markov chains going up to $n_{max} = 240 \cdot 10^3$ for ^{20}Ne and $8 \cdot 10^6$ for ^{252}Cf .

A first conclusion out of these results is that the burn-in period does not vary drastically as a function of these parameters. All our calculations give results within one order of magnitude and taking a burn-in of 10^5 iterations is a conservative choice for ^{20}Ne while 10^6 is enough for ^{252}Cf . This systematic study shows that the burn-in period slightly increases with the spin-flip probability in the case of ^{20}Ne while being quite insensitive to this parameter in an actinide. As a consequence, we stick to our guessed probability $P_{flip} = 0.1$ for the rest of this work. We also show that the burn-in period decreases with σ_{space} for both light and heavy nuclei. It would be tempting to choose large σ in our method but we found that the acceptance rate decreases nearly linearly with this parameter too. Choosing $\sigma_{space} = 1$ fm is the compromise we choose and gives an acceptance rate close to 0.5.

4. Mitigation of autocorrelation

A drawback of Markov chain samplers is the high correlation that may be present between successive configurations. Such a correlation may bias estimators that are built assuming independent draws from the target pdf as for instance the statistical uncertainty estimators (11). In this work, we estimate the auto-correlation of a sample of an observable $\{O_i | i \in [1, n]\}$ as

$$c = \frac{\text{cov}(O_i, O_{i+1})}{\sigma(O_i)\sigma(O_{i+1})}, \quad (28)$$

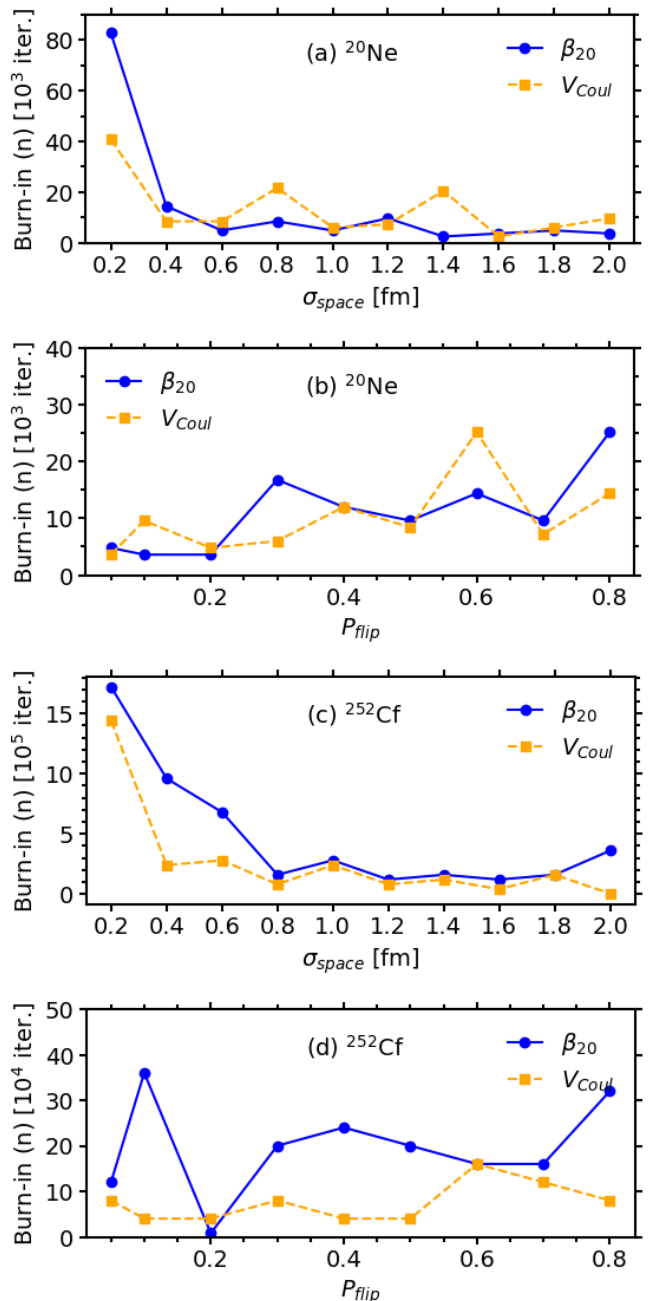


FIG. 3: Burn-in periods as a function of the Markov chain parameters values σ_{space} and P_{flip} . The blue continuous line stands for the quadrupole moment and the yellow dashed line for the Coulomb interaction. The spatial width is varied while the spin flip probability is set to $P_{flip} = 0.1$. The spin flip probability is varied while $\sigma_{space} = 2$ fm.

where $\sigma(O_i)$ (resp. $\sigma(O_{i+1})$) is the standard deviation of the first (resp. last) $n - 1$ events of the sample and $\text{cov}(O_i, O_{i+1})$ is the covariance between the $n - 1$ pairs of successive events. With the Markov chains built in section II, we find that all the observables possess an autocorrelation above 96% for ^{20}Ne and above 99% for

^{252}Cf .

To mitigate this issue, a standard procedure consists in recording only one draw every N_{jump} . Large N_{jump} values reduce the autocorrelation at the price of decreasing the number of recorded configurations. We show in FIG. 4 the evolution of the autocorrelations as a function of the jump for the \hat{Q}_{20} one-body observable and the Coulomb interaction \hat{V}_{Coul} . These results were obtained from one Markov chain containing 4.10^6 iterations after a burn-in period of 10^6 iterations. We see that the autocorrelation

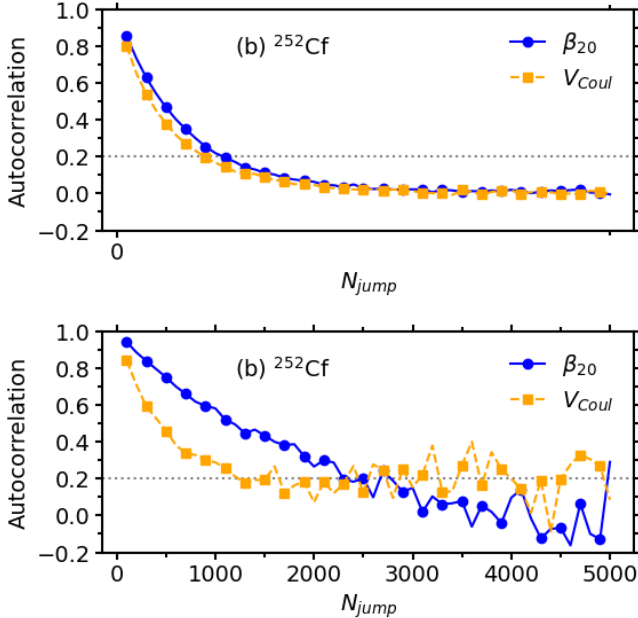


FIG. 4: (a) Autocorrelation between successively recorded configurations from one Markov chain. We focus on the quadrupole moment and the Coulomb interaction in a ^{20}Ne ground state. (b) Idem for a pre-scission configuration of ^{252}Cf .

decreases monotonously with the jump parameter. The fluctuations in our estimation of the autocorrelation for large values of the jump in ^{252}Cf are likely coming from a lack of statistics (800 events only to estimate the point $N_{\text{jump}}=5000$). Already with these results, we see that reaching a target autocorrelation of 0.2 [47] typically requires $N_{\text{jump}} \simeq 100$ for ^{20}Ne and $N_{\text{jump}} \simeq 3000$ for ^{252}Cf . A scaling of the required jump with the number of particles is expected as the one iteration only modifies one proton and one neutron. In the following, we will work with a jump of 2000 when studying the fission of ^{252}Cf .

C. Benchmark with deterministic calculations

This section aims at giving a final assessment on the convergence of the Monte Carlo approach to estimate observables. We make comparison of the first moments of the pdf of several one-body observables along with the expectation value of one two-body observable obtained

with our MCMC approach and by deterministic calculations. The later were directly performed in the harmonic oscillator basis without errors coming from changing the spatial discretization.

For this benchmark, we recorded 10^6 events out of 10 independent Markov chains with a burn-in period of 10^5 and a jump of 100 for ^{20}Ne (resp. a burn-in period of 10^6 and a jump of 2000 for ^{252}Cf). TABLE I and II summarize the results obtained with two spatial cell sizes.

Method dx	MCMC 1.	MCMC 0.5	Det.
$\langle\beta_{20}\rangle$	0.565 ± 8.10^{-4}	0.565 ± 8.10^{-4}	0.565
$\langle\beta_{40}\rangle$	0.573 ± 2.10^{-3}	0.573 ± 2.10^{-3}	0.573
$\langle V_{\text{Coul}} \rangle$ [MeV]	19.44 ± 1.10^{-2}	19.57 ± 1.10^{-2}	19.88
$\sigma(\beta_{20})$	13.89	13.50	13.37
$\sigma(\beta_{40})$	0.775	0.743	0.733
$\sigma(V_{\text{Coul}})$ [MeV]	2.243	2.201	

TABLE I: Benchmark of several observables of ^{20}Ne computed from the MCMC and in a deterministic way (Det.) using projection techniques directly in the harmonic oscillator basis. The error bars provided for expectation values correspond to three times the estimator of the Monte Carlo statistical uncertainty (99.7% confidence intervals).

Method dx	MCMC 1.	MCMC 0.5	Det.
$\langle\beta_{20}\rangle$	4.108 ± 3.10^{-4}	4.108 ± 3.10^{-4}	4.108
$\langle\beta_{30}\rangle$	2.136 ± 8.10^{-4}	2.138 ± 8.10^{-4}	2.134
$\langle V_{\text{Coul}} \rangle$ [MeV]	844.94 ± 5.10^{-2}	846.45 ± 5.10^{-2}	846.94
$\sigma(\beta_{20})$	0.099	0.098	0.107
$\sigma(\beta_{30})$	0.269	0.266	0.257
$\sigma(V_{\text{Coul}})$ [MeV]	2.243	2.201	

TABLE II: Same as Tab. I for ^{252}Cf .

Overall, this benchmark shows a good agreement between the results obtained from the two approaches. Expectation values of multipole moments are reproduced within the statistical uncertainty inherent to the sample size. For the Coulomb energy, we note errors of the order of a few percents that seems to reduce with the cell size. This is likely connected to the constant wavefunction approximation in each cell coupled with the Pauli principle that prevents two nucleons of the same spin and isospin to lie in the same cell. This effect removes some configurations with high Coulomb energies. It is consistent with the fact that the MCMC calculations converge to the deterministic value from below. Standard deviations of the observables under study are converged within a few percents. The size of the cell plays a significant role in the remaining error, hence our final choice of $dx = 0.5$ fm for the cells dimension. If sub-percent precision would be required, future studies may correct this error by introducing a better interpolation scheme for the canonical wavefunctions.

IV. STATIC PROPERTIES OF BOGOLIUBOV VACUA CLOSE TO SCISSION

In this section, we sample the position and intrinsic spin of the nucleons for two projected Bogoliubov states representing a ^{252}Cf nucleus close to scission. The generated sample enables us to investigate the probability distribution of various observables in this important step of fission. Due to its spontaneous fission, this nucleus is a standard for fission studies with high statistic measurements of many of its fission observables (*e.g.* [48]).

A. Geometry of the scission configurations

A prominent mode in the fission of actinides is the standard II (SII) one [49]. This early branch of the fission output channels is characterized by an asymmetric repartition of matter between the heavy fragment, close to magicity, and an elongated light fragment. In the context of constrained Hartree-Fock-Bogoliubov (HFB) calculations, the SII mode manifests itself by a valley in the quadrupole-octupole HFB energy surface. We show in FIG. 5 such an energy surface obtained for the ^{252}Cf with the Gogny D1M effective interaction [50]. The corresponding constrained HFB states all possess a significant number of particle remaining in the neck. This translates into neck operator expectation values $\langle \hat{Q}_{neck} \rangle > 5$ along with a residual inter-fragment nuclear interaction of the order of a hundred MeV [51, 52]. To study the SII mode in a regime where the nuclear inter-fragment interaction becomes significantly smaller than the Coulomb repulsion, we start from an asymmetric HFB solution present in the energy landscape and solve the HFB equations with the additional constraint $\langle \hat{Q}_{neck} \rangle = 0.4$ on the neck operator. With this choice of number of particles in the neck, we expect an inter-fragment nuclear interaction of the order of 20 MeV [51, 52] along with Coulomb repulsion of the order of 180 MeV. On top of that, the constraint on β_{30} was roughly tuned so to stick to a number of particle close to 142 in the heavy fragment. We carry a similar procedure to generate a Bogoliubov vacuum representative of the super-long (SL) mode. These two Bogoliubov vacua are marked with red symbols in the pannel (a) of FIG. 5, while we plot their local one-body density in the pannels (b) and (c).

For the two Bogoliubov vacua under study, we sampled the position and intrinsic spin of the nucleons following the method detailed in II. A total of 256000 configurations were recorded out of 256 independent Markov chains. Each Markov chain uses and jump of 2000 iterations and a burn-in period of $2 \cdot 10^6$ iterations. We extract from this sample numerous distributions of one-body observables and summarize their expectation values and standard deviation in TABLE III. Fragment observables were obtained by introducing a Heaviside function $\Theta_{z > z_{neck}}$ into the observable kernels [53]. The neck position z_{neck} is the z-coordinate minimizing the local one-

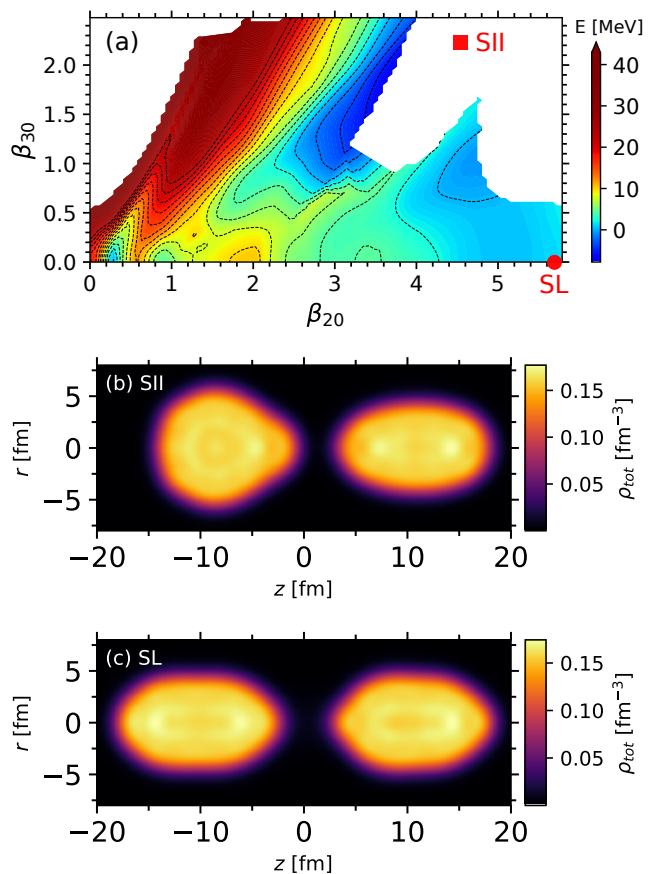


FIG. 5: (a) Energy landscape of ^{252}Cf obtained with constraints on the quadrupole and octupole moments. It corresponds to the HFB energy with a vibrational zero-point-energy correction. The energy is relative to the ground state. Calculations were limited to configurations with a number of particle in the neck $Q_{neck} > 5$. (b) Local one-body density of a Bogoliubov vacuum representative of the SII fission mode. (c) Local one-body density of a Bogoliubov vacuum representative of the SL fission mode.

body density.

We find rather small the fluctuation of the elongation the compound system. In the asymmetric configuration, the relative standard deviation $\sigma(\beta_{20})/\langle \beta_{20} \rangle$ is of the order of 2%. This is at contrast with smaller systems such as the ground state of ^{20}Ne for which the elongation shows a relative fluctuation $\sigma(\beta_{20})/\langle \beta_{20} \rangle$ as large as 50%. The octupole moment of ^{252}Cf has a relative fluctuation $\sigma(\beta_{30})/\langle \beta_{30} \rangle \simeq 12\%$.

We show in FIG. 6 the marginal probability distributions of these deformation variables. Our results emphasize a nearly normal behavior for their pdf. This is likely coming from multipole moments being sums of many random variables nearly independent from each other, namely the x^l , y^l and z^l of the nucleons. Because HFB calculations break the translational invariance, the position of the center of mass fluctuates in the particle number projected Bogoliubov vacua under consideration.

	SII		SL	
	$\langle \hat{O} \rangle$	$\sigma(\hat{O})$	$\langle \hat{O} \rangle$	$\sigma(\hat{O})$
x_{CM} [fm]	0.	0.09	0.	
z_{CM} [fm]	0.	0.15	0.	
β_{20}	4.28	0.10	5.35	0.12
β_{30}	2.29	0.28	0.01	0.37
Q_{neck}	0.39	0.43	0.40	0.48
A_H	143.8	1.45	127.0	2.14
Z_H	55.6	1.06	49.2	1.83
x_{CM}^H [fm]	0.	0.13	0.	0.13
z_{CM}^H [fm]	-8.14	0.14	-10.3	0.17
β_{20}^H	0.17	0.05	0.68	0.07
β_{30}^H	0.14	0.06	0.04	0.11
A_L	108.2	1.45	125.0	2.14
Z_L	42.4	1.06	48.8	1.83
x_{CM}^L [fm]	0.	0.14	0.	0.13
z_{CM}^L [fm]	10.8	0.18	10.5	0.17
β_{20}^L	0.65	0.08	0.57	0.07
β_{30}^L	-0.04	0.12	0.04	0.11

TABLE III: Expectation values and standard deviations of several one-body observables computed from states representative of the SII and SL fission modes of ^{252}Cf . The first part of the table provides observables of the whole system while the second (resp. third) gives properties of the heavy (resp. light) primary fragment.

Once again due to the large number of particles in the system, the standard deviation of the coordinates of the center of mass (x_{CM}, y_{CM}, z_{CM}) are only of the order of tenth of fm and their pdf follows nearly normal laws. Because we study systems with large elongations along the z-axis, we further find that the fluctuation of the center of mass is roughly 1.5 times larger along this axis than the perpendicular directions. Finally, we determined the distribution of the \hat{Q}_{neck} observable that characterizes the remaining number of particles in the neck. In both scission configurations, we find a large relative fluctuations ($\simeq 100\%$) along with a non Gaussian behavior of the pdf. We show in FIG. 6 that its pdf is peaked at zero particles with a long tail that exhausts 90% of the probability at 1 particle.

B. Fragments deformation

In the same way as for spins or particle numbers, we extract here the deformations of the pre-fragments by introducing a Heaviside function $\Theta_{z > z_{neck}}$ into the multipole moments kernels. In addition, the origin of the multipole moments are shifted to the expectation values of the center of mass of each fragment. The fragments deformations are reported in the second and third part of TABLE III. As already reported in Refs. [32], the SII configuration involves a slightly octupolar heavy fragment with a significantly elongated light fragment. This work shows in addition that the shapes of the fragments are prone to fluctuations of the order of 0.05 to 0.1 units.

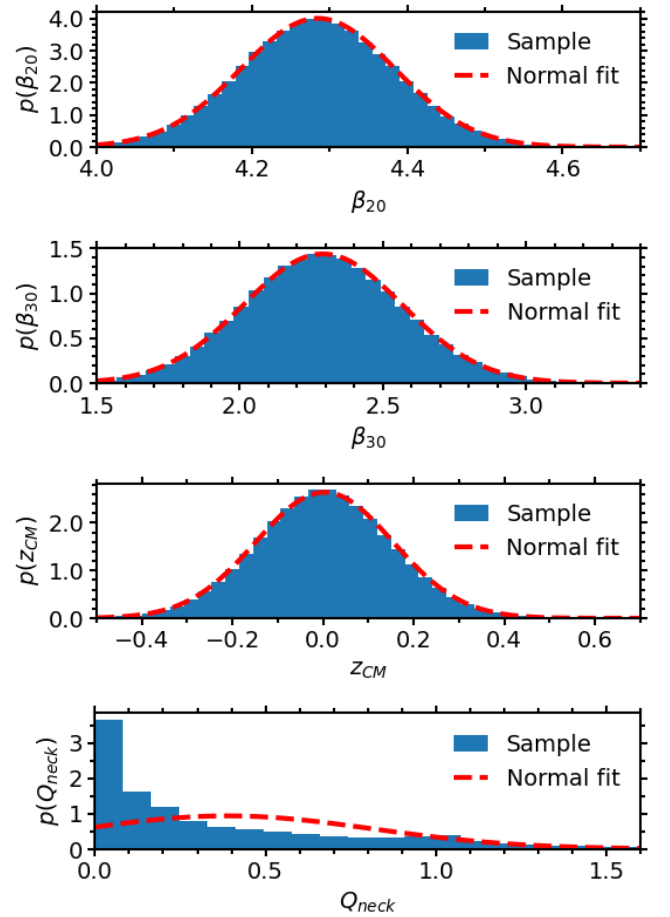


FIG. 6: Probability distribution function of several observables of the ^{252}Cf in a state representative of the SII mode.

One may attempt to link the shape fluctuation of the fragments to the fluctuation of the excitation energy of the nascent fragments and ultimately to the standard deviation of the prompt neutron multiplicity in a given fission mode. In the regime of mass and deformation of the SII fragments, the constrained HFB calculations reported in the AMEED database [54] (obtained with Gogny D1S) typically show an energy slope of $\Delta E / \Delta \beta_{20} \simeq 25$ MeV. Using this rough estimate of the deformation energy, the shape fluctuation of the fragments would imply a 1-2 MeV standard deviation of the fragments excitation energy. A similar order of magnitude is found in the SL mode with $\Delta E / \Delta \beta_{20} \simeq 18$ MeV. Such a fluctuation in the excitation energy would only explain a fluctuation of $\simeq 0.2$ prompt neutrons per fragment. For comparison, the typical standard deviation of the total prompt neutron multiplicity is of the order of 0.9 neutron for SII and close to 1.4 for SL [55, 56]. As a conclusion, the fluctuation in shape of fragments only explains a small fraction of the fluctuation in the excitation energy. Other contributors to the excitation energy related to intrinsic degrees of freedom may explain the missing fluctuation. Such difference may also come from the total energy of the state

under consideration that is smaller than the ground state energy of the californium, or the fact that a mean-field wavefunction simply underestimates the shape fluctuations.

C. Inter-fragments interaction energies

In the wavefunctions considered, the fragments still interact through the Coulomb repulsion and a residual nuclear interaction. The expectation values of the corresponding two-body operators have already been discussed in [3, 52, 57]. In this section, we estimate the order of magnitude for the fluctuation of the interaction energy between the fragments and compare it to the experimentally known fluctuation in total kinetic energy.

With the same philosophy as for the fragments one-body observables, we can express the inter-fragment interaction energy of any two-body interaction diagonal in the space/intrinsic spin representation.

$$\hat{V}^{inter} = \frac{1}{2} \int_{rr'} [2v(r, r') \Theta_{z < z_{neck}} \Theta_{z' > z_{neck}}] c_r^\dagger c_{r'}^\dagger c_{r'} c_r. \quad (29)$$

We introduced here two Heaviside functions to only account for contributions involving one particle of the left fragment with one particle of the right fragment. Note also that the matrix element of the interaction $v(r, r')$ is multiplied by two to take into account the potential energy felt by the left fragment and the potential energy felt by the right fragments. In what follows, we apply this formula with the Coulomb interaction

$$v_{coul}(r, r') = \frac{e^2}{4\pi\epsilon_0} \frac{1}{|r - r'|} \quad (30)$$

to estimate the inter-fragment Coulomb repulsion close to scission. For the nuclear part, it is not possible to directly use the Gogny D1M effective interaction due to the non-diagonal terms that it contains. In the current work, we circumvent this difficulty by relying on the simple spin and isospin independent diagonal Yukawa nuclear potential

$$v_{nucl}(r, r') = -V_0 \frac{e^{-|r-r'|/r_0}}{|r - r'|/r_0}. \quad (31)$$

Following [58] we parameterize this central force with $V_0 = -50$ MeV and $r_0 = 1.4$ fm. These constants yield an expectation value of -15.4 MeV for the residual nuclear interaction in our SII state. This seems consistent with the -20 MeV and -26 MeV obtained for ^{240}Pu in Refs. [51] and [52], respectively. The definitions (29), (30), (31) along with the kernel (15) allows us to estimate the pdf of the fragments interaction energies.

We report in TABLE IV the expectation values and standard deviations for the Coulomb, nuclear and total interaction potentials between the fragments. Close to scission, we expect the total energy of the system to be

	SII	SL
	$\langle \hat{O} \rangle$	$\langle \hat{O} \rangle$
V_{coul}^{inter} [MeV]	184.1 4.1	172.7 3.6
V_{nuc}^{inter} [MeV]	-15.4 7.2	-8.6 5.4
V_{tot}^{inter} [MeV]	168.7 7.2	164.1 5.8
TKE [MeV] [48]	184.7 8.8	186.0 11.6

TABLE IV: Expectation values and standard deviations of the fragments interaction energies in states representative of the SII and SL fission modes of ^{252}Cf . We compare it to the experimental total kinetic energy (TKE) taken from [48], considering a light fragment of mass 108 for the SII mode and 126 for SL mode.

shared between the Coulomb repulsion and a residual nuclear interaction between the fragments as well as a the excitation (TXE_s) and kinetic (TKE_s) energies of the fragments. After full acceleration of the fragments but before the prompt particle emission, the energy should re-organize into the measured total kinetic energy (TKE) along with a total excitation energy (TXE) of the fragments.

$$V_{tot}^{inter} + \text{TKE}_s + \text{TXE}_s = \text{TKE} + \text{TXE} \quad (32)$$

Making the bold assumption that the total excitation energy does not change much from the scission configuration to the fully accelerated one, our results yield $\text{TKE}_s \simeq 16$ MeV of kinetic energy in the scission configuration. This seems compatible with time-dependent mean-field predictions of Ref. [3] giving us confidence in the order of magnitude of the different terms at stake.

We now look at the fluctuations of the different energy reservoirs. Our results suggest that a large part of the measured fluctuation of the kinetic energy originates from the fluctuation of the interaction potential between the fragments close to scission. In our model, the later originates from the fluctuation in the positions of the nucleons. This is especially valid for the SII mode for which the standard deviation of the residual interaction is within 1 MeV of the standard deviation of the total kinetic energy. In addition, we emphasize that the main contributor to this fluctuation is the nuclear interaction and not the Coulomb repulsion. The small range of the nuclear interaction suggests that such variability of the inter-fragment nuclear interaction should be connected to the position of the few nucleons close to the neck. We show in FIG. 7 the bi-dimensional pdf of Q_{neck} and the inter-fragment nuclear interaction V_{nuc}^{inter} . We see indeed that the two observables are strongly inter-dependent. Quantitatively, the magnitude of the interaction presents a correlation coefficient of 0.75 with the neck operator value. In the other hand, the inter-fragment Coulomb interaction is less sensitive to the position of nucleons of the neck with a correlation coefficient of 0.1 with Q_{neck} .

To put it in a nutshell, this study shows that within our EDF model, most of the fluctuation of the total kinetic energy of the fragments takes its origin in fluctuation of the nuclear inter-fragment interaction close to

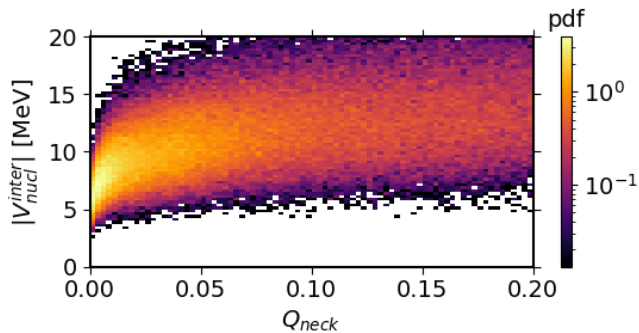


FIG. 7: Bi-dimensional pdf of the number of particles in the neck (estimated with Q_{neck}) and the magnitude of the nuclear inter-fragment interaction V_{inter}^{nucl} for the SII scission configuration of ^{252}Cf .

scission. In the space/intrinsic spin representation, the later is mostly induced by the fluctuation of the positions of a few nucleons in the neck region.

D. Torques acting on the fragments

The mechanisms at the origin of the fission fragments angular momentum has been in the spotlight during the last years [10–13]. It may seem counter-intuitive that mean-field calculations with axial one-body densities lead to non-zero spin components of the fragments perpendicular to the fission axis. As mentioned in the introduction, the quantum fluctuation of the nucleons positions provides a pedagogical interpretation of this phenomena. In Ref. [37], the authors connect the angular momentum content of the fragments close to scission to the fluctuation in the orientation of the principal deformation axis of the fragments. In this section, we focus on the residual nuclear and Coulomb torque acting on the fragments in states close to scission. During the dynamics from scission configuration to fully accelerated fragments, we expect that such a residual torque will provide an additional angular momentum contribution to the fragments.

The torque felt by a fragment and resulting from its interaction with the other fragment can be encoded through a vector 2-body observables of the form (29). The vector of kernels involved takes the form

$$\boldsymbol{\tau}(r, r') = (\mathbf{r} - \mathbf{r}_0) \times \mathbf{f}(r, r') \quad (33)$$

with

$$\mathbf{f}_{coul}(r_i, r_j) = \frac{e^2}{4\pi\epsilon_0} \frac{1}{(r_i - r_j)^2} \mathbf{e}_{ij}, \quad (34)$$

$$\mathbf{f}_{nucl}(r_i, r_j) = -V_0 \exp\left(-\frac{d}{r_0}\right) \frac{(d + r_0)}{d^2} \mathbf{e}_{ij}. \quad (35)$$

Here \mathbf{e}_{ij} denotes the direction of the force felt by the nucleon j from the nucleon i and \mathbf{r}_0 is the center of mass of the fragment considered. The amplitudes of the forces

correspond to the spatial gradient of their respective potentials (30) and (31).

Based on our sample of configurations, we compute the pdfs of the torque components for the Coulomb, nuclear and total interactions. We summarize the expectation values and standard deviations obtained in TABLE V. The expectation values of the torque in every directions

	SII		SL	
	$\langle \hat{O} \rangle$	$\sigma(\hat{O})$	$\langle \hat{O} \rangle$	$\sigma(\hat{O})$
$\tau_x^{coul,H}$	0.	1.3	0	1.2
$\tau_x^{nucl,H}$	0.	10.4	0	12.7
$\tau_x^{tot,H}$	0.	8.7	0	10.2
$\tau_x^{coul,L}$	0.	1.5	0	1.2
$\tau_x^{nucl,L}$	0.	10.6	0	14.2
$\tau_x^{tot,L}$	0.	8.7	0	5.8

TABLE V: Expectation values and standard deviations of the x-axis component of the residual torques felt by the heavy (H) and light (L) fragments in states representative of the SII and SL scission of ^{252}Cf . We provide the torque coming from the Coulomb interaction, the nuclear interaction and the sum of the two. Values are provided in $\hbar \cdot \text{zs}^{-1}$ units.

are zero up to the statistical uncertainty. On the other hand, we see significant standard deviation for the torque perpendicular to the z-axis induced by the fluctuation of the nucleons positions. In a similar way as for the interaction energies, most of the fluctuation of the torque takes its origin in the nuclear interaction as opposed to the Coulomb repulsion. This leads us to the conclusion that the residual torque is mostly induced by the few particles close to the neck area. The figure 8 further illustrates the results obtained for the torque component perpendicular to the z-axis and induced by the heavy fragment on the light fragment in the state representative of the SII mode. On the one hand, the Coulomb torque

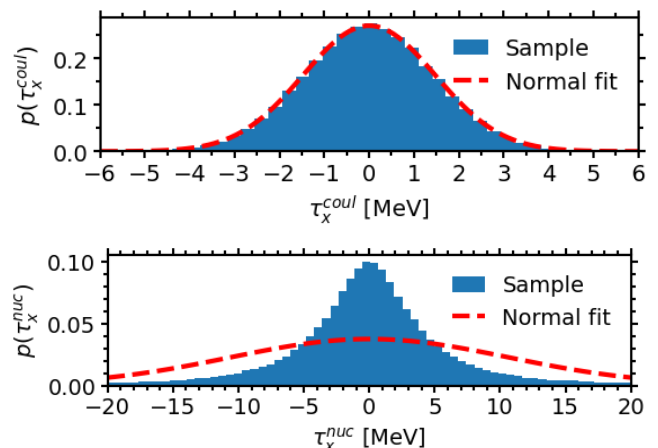


FIG. 8: Pdf of the x-component of the Coulomb (top) and nuclear (bottom) torques induced by the heavy fragment on the light fragment the state representative of the SII fission mode of ^{252}Cf .

pdf follows a normal behavior resulting from the sum over the numerous pairs of protons that contribute. On the other hand, the residual nuclear torque pdf is not Gaussian at all. Overall, the residual torque is mostly oriented perpendicular to the fission axis. The z-axis component represents only a few percents (resp. 10 to 20 percents) of the x or y axis for the Coulomb part (resp. nuclear part).

In a classical picture, the magnitude of the torques integrated over $\simeq 1$ zeptosecond would give an estimate of the additional angular momentum induced by the residual inter-fragment torque. The zeptosecond corresponds to the typical time for the fragments to further separate leading to a vanishing residual nuclear interaction. This integration yields an additional fluctuation of $8\hbar$ in the angular momentum to be added to the one present at scission. Such a naive picture seems to overestimate the width of the final angular momentum of the primary fragments owing to the width of the angular momentum that is already present in the scission configurations (*i.e.* 6-12 \hbar from [37]). This mismatch could be attributed to several causes such as the classical equation of motion for the angular momentum assumed here or an overestimation of the angular momentum width at scission from mean-field wavefunctions.

To conclude, this work predicts a significant residual torque between the fragments close to scission. It is premature to assess whether this residual torque actually plays a significant role in the spin generation mechanism as compared to the spin already present close to scission. In any case, we show that such residual torque is mostly coming from the nuclear interaction acting between the few nucleons in the neck region.

V. CONCLUSION

In this study we propose a method to sample the nucleons positions and intrinsic spin from the many-body density of a Bogoliubov vacuum projected onto good particle

number. This algorithm provides a pedagogical visualization of the fluctuating cloud of nucleons. In addition, it enables the computation of the pdf of many-body observables that are diagonal in the position/intrinsic spin representation as well as their correlations. We demonstrated that such a sampling is doable and converges even for heavy nuclei.

In the context of fission, it allowed us to estimate the pdf of many observables related to the geometry of the compound nucleus close to its scission. Multipole moments of the compound system and of the fragments show normal behavior related to the large number of particles of the system. This is at contrast with the number of particles in the neck which has an expectation value below one particle with a large fluctuation. This study also enabled prediction of two-body observables pdfs giving the opportunity to look into the fluctuation of the inter-fragment interaction. In particular, we found that a large part of the measured total kinetic energy fluctuation of the fragment likely takes its origin in fluctuation of the residual nuclear interaction close to scission. Similar reasoning shows a residual torque between the fragments that is induced by the nuclear interaction between the few nucleons present in the neck region.

To better ground these conclusions, future studies could attempt the estimation of observables that are not diagonal in the position/intrinsic spin representation following what is done in the quantum Monte Carlo community [41]. To perform systematic studies of heavy systems with this method, it would also be beneficial to use more advanced Markov chain algorithms such as the DE-Metropolis [59].

Acknowledgments

The authors would like to thank G. Belier, A. Francheteau, D. Lacroix, G. Scamps, and M. Verriere for stimulating discussions.

-
- [1] N. Schunck and L. M. Robledo, *Rep. Prog. Phys.* **79**, 116301 (2016).
 - [2] N. Schunck and D. Regnier, *Progress in Particle and Nuclear Physics*, 103963 (2022).
 - [3] C. Simenel and A. S. Umar, *Phys. Rev. C* **89**, 031601 (2014).
 - [4] G. Scamps, C. Simenel, and D. Lacroix, *Phys. Rev. C* **92**, 011602 (2015).
 - [5] A. Bulgac, P. Magierski, K. J. Roche, and I. Stetcu, *Phys. Rev. Lett.* **116**, 122504 (2016).
 - [6] A. Bulgac, S. Jin, K. J. Roche, N. Schunck, and I. Stetcu, *Phys. Rev. C* **100**, 034615 (2019).
 - [7] A. Bulgac, *Phys. Rev. C* **102**, 044609 (2020).
 - [8] A. Bulgac, I. Abdurrahman, M. Kalker, and I. Stetcu, *Phys. Rev. Lett.* **135**, 062501 (2025).
 - [9] A. Bjelčić, N. Schunck, and M. Verriere, “Excitation energy of fission fragments within nuclear time-dependent density functional theory,” (2025).
 - [10] A. Bulgac, *Phys. Rev. C* **106**, 014624 (2022).
 - [11] G. Scamps, I. Abdurrahman, M. Kalker, A. Bulgac, and I. Stetcu, *Phys. Rev. C* **108**, L061602 (2023).
 - [12] G. Scamps, *Phys. Rev. C* **109**, L011602 (2024).
 - [13] A. Francheteau, L. Gaudefroy, G. Scamps, O. Roig, V. Méot, A. Ebran, and G. Bélier, *Phys. Rev. Lett.* **132**, 142501 (2024).
 - [14] D. Regnier, N. Dubray, N. Schunck, and M. Verriere, *Phys. Rev. C* **93**, 054611 (2016).
 - [15] D. Regnier, N. Dubray, and N. Schunck, *Phys. Rev. C* **99**, 024611 (2019).
 - [16] P. Marević and N. Schunck, *Phys. Rev. Lett.* **125**, 102504 (2020).
 - [17] M. Verriere, N. Schunck, and D. Regnier, *Phys. Rev. C*

- 103**, 054602 (2021).
- [18] J. Zhao, T. Nikšić, and D. Vretenar, *Phys. Rev. C* **104**, 044612 (2021).
- [19] N. Schunck, M. Verriere, G. Potel Aguilar, R. C. Malone, J. A. Silano, A. P. D. Ramirez, and A. P. Tonchev, *Phys. Rev. C* **107**, 044312 (2023).
- [20] P. Morfouace, J. Taieb, A. Chatillon, L. Audouin, G. Blanchon, R. N. Bernard, N. Dubray, N. Pillet, D. Regnier, H. Alvarez-Pol, F. Amjad, P. André, G. Authélet, L. Atar, T. Aumann, J. Benlliure, K. Boretzky, L. Bott, T. Brecelj, C. Caesar, P. Carpentier, E. Casarejos, J. Cederkäll, A. Corsi, D. Cortina-Gil, A. Cvetinović, E. D. Filippo, T. Dickel, M. Feijoo, L. M. Fonseca, D. Galaviz, G. García-Jiménez, I. Gasparic, E. I. Geraci, R. Gernhäuser, B. Gnoffo, K. Göbel, A. Graña-González, E. Haettner, A.-L. Hartig, M. Heil, A. Heinz, T. Hensel, M. Holl, C. Hornung, A. Horvat, A. Jede, D. J. Malenica, T. Jenegger, L. Ji, H. T. Johansson, B. Jonson, B. Jurado, N. Kalantar-Nayestanaki, E. Kazantseva, A. Kelic-Heil, O. A. Kiselev, P. Klenze, R. Knöbel, D. Körper, D. Kostyleva, T. Kröll, N. Kuzminchuk, B. Laurent, I. Lihtar, Y. A. Litvinov, B. Löher, N. S. Martorana, B. Mauss, S. M. Morales, D. Mürcher, I. Mukha, E. Nacher, A. Obertelli, E. V. Pagano, V. Panin, J. Park, S. Paschalis, M. Petri, S. Pietri, S. Pirrone, G. Politi, L. Ponnath, A. Revel, H.-B. Rhee, J. L. Rodríguez-Sánchez, L. Rose, D. Rossi, P. Roy, P. Russotto, C. Scheidenberger, H. Scheit, H. Simon, S. Storck-Dutine, A. Stott, Y. L. Sun, C. Sürder, Y. K. Tanaka, R. Taniuchi, O. Tengblad, I. Tisma, H. T. Törnqvist, M. Trimarchi, S. Velardita, J. Vesic, B. Voss, F. Wamers, H. Weick, F. Wienholtz, J. Zhao, and M. Zhukov, *Nature*, **1** (2025).
- [21] K. Dietrich, J.-J. Niez, and J.-F. Berger, *Nuclear Physics A* **832**, 249 (2010).
- [22] R. Bernard, H. Goutte, D. Gogny, and W. Younes, *Phys. Rev. C* **84**, 044308 (2011).
- [23] Y. Tanimura, *Phys. Rev. Lett.* **118** (2017), 10.1103/PhysRevLett.118.152501.
- [24] J. Zhao, T. Nikšić, and D. Vretenar, *Phys. Rev. C* **105**, 054604 (2022).
- [25] N.-W. T. Lau, R. N. Bernard, and C. Simenel, *Phys. Rev. C* **105**, 034617 (2022).
- [26] P. Marević, D. Regnier, and D. Lacroix, *Phys. Rev. C* **108**, 014620 (2023).
- [27] B. Li, D. Vretenar, T. Nikšić, P. W. Zhao, and J. Meng, *Phys. Rev. C* **108**, 014321 (2023).
- [28] R.-D. Lasserri, D. Regnier, M. Frosini, M. Verriere, and N. Schunck, *Phys. Rev. C* **109**, 064612 (2024).
- [29] P. Carpentier, N. Pillet, D. Lacroix, N. Dubray, and D. Regnier, *Phys. Rev. Lett.* **133**, 152501 (2024).
- [30] B. Li, D. Vretenar, T. Nikšić, J. Zhao, P. W. Zhao, and J. Meng, *Front. Phys.* **19**, 44201 (2024).
- [31] Z. Li, Y. Su, L. Liu, Y. Chen, and Z. Li, *Physics Letters B* **866**, 139509 (2025).
- [32] G. Scamps and C. Simenel, *Nature* **564**, 382 (2018).
- [33] L. Meitner and O. Frisch, *Nat.* **143**, 239 (1939).
- [34] N. Bohr and J. A. Wheeler, *Phys. Rev.* **56**, 426 (1939).
- [35] B. Li, D. Vretenar, T. Nikšić, P. W. Zhao, and J. Meng, *Phys. Rev. C* **111**, L051302 (2025).
- [36] P. Marević, N. Schunck, J. Randrup, and R. Vogt, *Phys. Rev. C* **104**, L021601 (2021).
- [37] G. Scamps, A. Guilleux, D. Regnier, and A. Bernard, “Uncertainty Principle and Angular Momentum Generation in Microscopic Fission Models,” (2025).
- [38] P. Marević, N. Schunck, and M. Verriere, “Microscopic theory of angular momentum distributions across the full range of fission fragments,” (2025).
- [39] M. Matsumoto and Y. Tanimura, *Phys. Rev. C* **106**, 014307 (2022).
- [40] G. Fishman, *Monte Carlo*, corrected ed. (Springer, 1996).
- [41] J. E. Lynn, I. Tews, S. Gandolfi, and A. Lovato, *Annual Review of Nuclear and Particle Science* **69**, 279 (2019).
- [42] D. Regnier, A. Bernard, and J. Newsome, “Nucleo-Scope,” (2026).
- [43] N. Dubray, J. P. Ebran, P. Carpentier, M. Frosini, A. Zdeb, N. Pillet, J. Newsome, M. Verrière, G. Accorto, and D. Regnier, “HFB3: An axial HFB solver with Gogny forces using a 2-center HO basis (C++/Python),” (2025).
- [44] D. Baye, *Physics Reports The Lagrange-mesh Method*, **565**, 1 (2015).
- [45] S. P. Brooks and A. Gelman, *Journal of Computational and Graphical Statistics* **7**, 434 (1998).
- [46] A. Gelman and D. B. Rubin, *Statistical Science* **7**, 457 (1992).
- [47] S. E. Koonin, D. J. Dean, and K. Langanke, *Physics Reports* **278**, 1 (1997).
- [48] A. Göök, F.-J. Hambsch, and M. Vidali, *Phys. Rev. C* **90**, 064611 (2014).
- [49] U. Brosa, S. Grossmann, and A. Müller, *Physics Reports* **197**, 167 (1990).
- [50] S. Goriely, S. Hilaire, M. Girod, and S. Péru, *Phys. Rev. Lett.* **102**, 242501 (2009).
- [51] W. Younes and D. Gogny, *Phys. Rev. Lett.* **107**, 132501 (2011).
- [52] P. Carpentier, *Microscopic and Dynamical Description of the Fission Process Including Intrinsic Excitations*, Ph.D. thesis, Université Paris-Saclay (2024).
- [53] C. Simenel, *Phys. Rev. Lett.* **105** (2010), 10.1103/PhysRevLett.105.192701.
- [54] S. Hilaire and M. Girod, *Eur. Phys. J. A* **33**, 237 (2007).
- [55] V. Kalinin, V. Dushin, F.-J. Hambsch, V. Jakovlev, I. Kraev, A. Laptev, B. Petrov, G. Petrov, Y. Pleva, O. Shcherbakov, V. Sokolov, and A. Vorobyev, *Journal of Nuclear Science and Technology* **39**, 250 (2002).
- [56] V. Dushin, F.-J. Hambsch, V. Jakovlev, V. Kalinin, I. Kraev, A. Laptev, D. Nikolaev, B. Petrov, G. Petrov, V. Petrova, Y. Pleva, O. Shcherbakov, V. Shpakov, V. Sokolov, A. Vorobyev, and T. Zavarukhina, *Nuclear Instruments and Methods in Physics Research Section A: Accelerators, Spectrometers, Detectors and Associated Equipment* **516**, 539 (2004).
- [57] W. Younes and D. Gogny, *Phys. Rev. C* **80**, 054313 (2009).
- [58] P. Ring and P. Schuck, *The Nuclear Many-Body Problem* (Springer Science & Business Media, 2004).
- [59] C. J. Braak, *Statistics and Computing* **16**, 239 (2006).
- [60] V. N. Fomenko, *J. Phys. A: Gen. Phys.* **3**, 520 (1970).

Appendix A: Generation of wavefunctions: technical details

This section provides additional details on the way we computed the many-body wavefunctions used in this paper. The Bogoliubov vacua considered for ^{20}Ne and ^{252}Cf

all result from calculations performed with the open-source HFB solver **HFB3** [43]. The latter assumes a time-reversal symmetry along with an axial symmetry of its solutions and allows the parity breaking. We used here both the D1S and D1M Gogny EDF. For ^{20}Ne calculations, the quasiparticle states were expanded onto a 1-center cylindrical harmonic oscillator basis with 13 major shells and the following parameters $b_z = b_\perp = 1.6$ fm for the harmonic oscillator lengths along the z-axis and the perpendicular axes. We used a basis truncation scheme with $Q = 1.$. For ^{252}Cf studies we used a 2-centers harmonic oscillator basis with the parameters $b_\perp = 2.$, $b_z = 2.65$ fm, a distance between the centers $d_0 = 18.5$ fm. We retained 12 major shells and apply a truncation scheme with $Q = 1.3$.

As mentioned in section II, the Bogoliubov states are first expressed in their canonical representation and then discretized on a regular mesh. To choose the mesh length L_x and the size of the cells dx , we compute the ex-

pectation values of the first two non-vanishing multipole moments in the projected HFB states considered in Sec. II. We perform these calculations both from the original states expressed in the harmonic oscillator basis and from the one discretized on the mesh. The latter relies on a standard integration over the gauge angle to perform the particle number projection. We used the Fomenko quadrature [60] based on 20 discret angles. We show the relative differences $\Delta Q_{lm}/Q_{lm}$ between the harmonic oscillator and mesh estimations in FIG. 9 as a function of the mesh parameters. We see that the deterministic computations of these one-body observables in a box with a truncated basis is very well converged in terms of the box size and cell size for $L_x > 24$ fm and $dx < 1$. fm. At the chosen values of $dx = 0.5$ fm and $L_x = 32$ fm, the numerical bias for our calculation lies below 10^{-5} . The remaining inconsistency is likely coming from the canonical basis truncation explained in Sec. II.

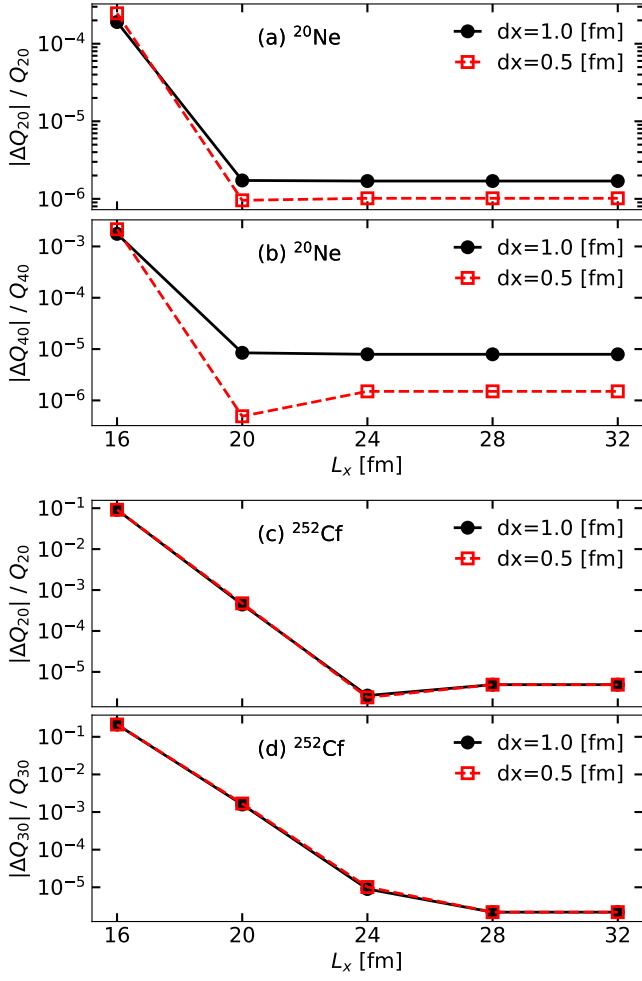


FIG. 9: Relative difference of multipole moments estimated on the mesh and on the original harmonic oscillator from Bogoliubov vacua projected on good particle number.