



BEYOND TEXT-TO-SQL: CAN LLMs REALLY DEBUG ENTERPRISE ETL SQL?

Jing Ye Yiwen Duan Yonghong Yu Victor Ma Yang Gao Xing Chen*

ByteDance Inc. Beijing, China

{duanyuwen.86, yuyonghong, gaoyang.ggy, chenxing.xc}@bytedance.com

ABSTRACT

SQL is the core of data engineering across industries, powering large-scale data extraction, transformation, and loading workflows. However, in enterprise production scenarios, it is challenging to generate fully correct SQL code in a single attempt—even for experienced developers or advanced Text-to-SQL LLMs. Multiple debugging iterations are typically required, yet LLMs often get lost in multi-turn corrections. To address this gap, we introduce **Squirrel Benchmark**, the first benchmark designed for enterprise-level SQL reasoning and debugging. Our benchmark is built upon two key innovations: (1) an **automated construction workflow** that employs reverse engineering to systematically inject realistic bugs into large-scale SQL code, enabling scalable and diverse benchmark generation; and (2) an **execution-free evaluation framework** tailored for enterprise settings, providing fast, accurate, and resource-efficient assessment. Squirrel Benchmark comprises 469 Squirrel-Syntax queries featuring syntax errors with explicit error messages, and 516 Squirrel-Semantic queries targeting semantic errors in which SQL code fails to meet the user’s requirements. These codes are substantially complex, averaging over 140 lines and having high-complexity abstract syntax trees (average width > 11 , depth > 8.7). We evaluate nearly 30 LLMs on Squirrel Benchmark. Even state-of-the-art reasoning models struggle: Claude-4-Sonnet achieves only 36.46% success on Squirrel-Syntax and 32.17% on Squirrel-Semantic. Most models fail to reach 20% success, underscoring the significant gap between current LLM capabilities and the demands of enterprise SQL debugging. To bridge this gap, we systematically **explore four potential solution strategies and conduct extensive experiments** to evaluate and compare their effectiveness. Our experiments not only highlight the challenges but also shed light on effective strategies for advancing SQL debugging with LLMs.

1 INTRODUCTION

Databases are a cornerstone of modern data infrastructure, powering critical applications across finance, web services, and scientific computing. Structured Query Language (SQL) remains the predominant interface for human–data interaction, enabling large-scale extraction, transformation, and loading (ETL) workflows (Chamberlin & Boyce, 1974; Armbrust et al., 2015). Recent research on Text-to-SQL large language models (LLMs) has sought to help analysts automate routine queries, streamline data workflows, and support advanced business intelligence (Zhong et al., 2017; Yu et al., 2018; Li et al., 2025a).

Enterprise SQL code is often lengthy, complex, and deeply nested, making it extremely challenging for both experienced developers and Text-to-SQL LLMs to generate correct code in a single attempt (Lei et al., 2025). Instead, success typically requires multi-step reasoning and iterative debugging. As shown in Figure 1, debugging generally involves localizing errors, analyzing their causes, consulting schema definitions, applying targeted modifications, and re-running lint checks to verify whether requirements are satisfied—usually repeating this loop multiple times. Unfortunately, LLMs struggle with this iterative correction process. They frequently fall into anti-patterns such as repeating identical

*Corresponding author

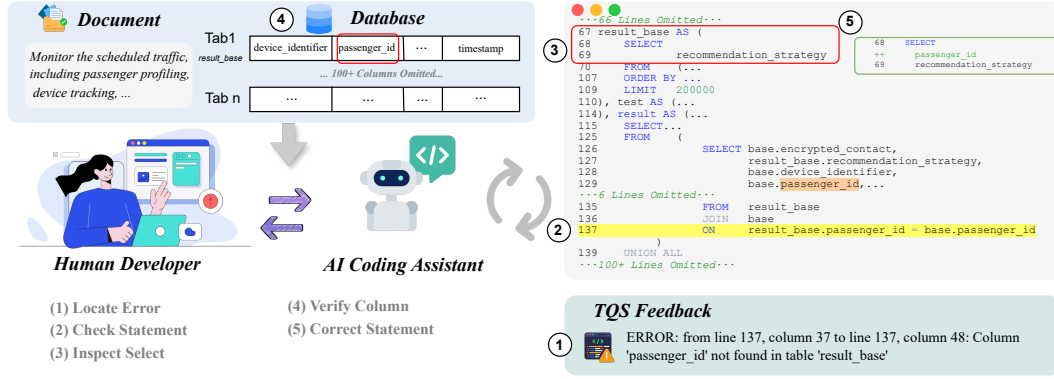


Figure 1: Squirrel Benchmark evaluates LLMs on real-world enterprise-level SQL debugging workflows. It involves multi-step reasoning and actions, including understanding requirements and schemas, diagnosing error messages, and iteratively refining scripts through cycles of reasoning and debugging.

actions without meaningful follow-up, which leads to wasted effort when an initial correction fails (Bouzenia & Pradel, 2025; Laban et al., 2025; Zhu et al., 2024).

To bridge this gap, we propose moving beyond Text-to-SQL generation and shifting the focus to a model’s ability to iteratively debug and self-correct. We introduce Squirrel Benchmark, a benchmark for evaluating LLMs on enterprise-scale SQL debugging. Our construction pipeline utilizes an automated reverse-engineering framework to synthesize realistic and reproducible tasks. This approach minimizes human effort while ensuring high-quality benchmark generation, also providing a foundation for synthetic training data. Furthermore, we design an execution-free evaluation framework tailored to enterprise SQL scenarios. Squirrel Benchmark offers a practical reference point for selecting SQL-focused LLMs in industry. The benchmark comprises 469 Squirrel-Syntax tasks (syntax errors with explicit error messages) and 516 Squirrel-Semantic tasks (semantic errors in which the SQL output does not match the user’s requirement). SQL programs in our benchmark are highly complex, averaging over 140 lines (> 420 tokens), with ASTs of width > 11 and depth > 8.7 , and incorporating over 15 functions per script on average.

Our evaluation on Squirrel Benchmark indicates significant room for improvement in deploying LLMs within SQL-SWE workflows. Extensive experiments show that even state-of-the-art LLMs struggle: Claude-4-Sonnet achieves only 36.46% success on Squirrel-Syntax and 33.17% on Squirrel-Semantic, while most models fail to reach 20%. These results underscore the difficulty of enterprise SQL debugging and highlight substantial room for improvement. To address this gap, we systematically explore four potential solution strategies and conduct comprehensive experiments to assess their effectiveness. Our results not only illuminate the challenges faced by LLMs in SQL debugging but also provide insights into strategies that can advance performance. Moreover, Squirrel Benchmark exhibits a strong correlation with real-world debugging outcomes, establishing it as a reliable benchmark for aligning models with industrial applications. In summary, this work makes the following contributions:

- We propose an automated reverse-engineering workflow for constructing high-quality SQL debugging benchmarks, which can also be adapted to synthesize realistic training data.
- We present Squirrel Benchmark, a large-scale benchmark comprising 469 syntax and 516 semantic tasks, designed to capture the complexity, diversity, and practicality of enterprise SQL development.
- We conduct a comprehensive evaluation of nearly 30 open-source and proprietary LLMs, showing that even the state-of-the-art LLMs face substantial challenges.
- We introduce three SFT and an agent method as baselines, offering a novel and efficient pathway for further studies.

2 PRELIMINARY

2.1 TASK DEFINITION

SQL debugging is a fundamental but underexplored problem in data development. Existing Text-to-SQL research primarily focuses on translating natural language to SQL queries, but real-world scenarios often involve correcting issues in SQL scripts. The goal of SQL debugging is to automatically repair buggy SQL scripts while preserving the user’s intent. This task begins with a buggy SQL query (b), accompanied by auxiliary context \mathcal{C} (e.g., error messages or intent descriptions) and the database schema (σ). The objective is to generate a corrected SQL (\hat{q}):

$$\hat{q} = f_{\theta}(\mathcal{C}, \sigma, b) \quad (1)$$

where \hat{q} is syntax correct and faithful to the intent encoded in (\mathcal{C}, b, σ) .

We categorize bugs into two primary types: **(I) Syntactic errors.** b is non-executable. Here, \mathcal{C} is the error message \mathcal{E} , and the goal is to produce an executable repair while preserving its intended semantics. **(II) Semantic errors.** b executes successfully but fails to meet the user’s requirements. In this case, \mathcal{C} is a natural language specification \mathcal{R} , and the task is to modify \hat{q} to satisfy \mathcal{R} . By covering both types, Squirrel Benchmark unifies execution repair with intent comprehension, offering a challenging and realistic benchmark for SQL debugging.

2.2 CHALLENGES

Despite its practical importance, SQL debugging introduces several unique challenges that are not sufficiently addressed in existing SWE research.

Challenge 1: Lack of Enterprise-level SQL Scripts. Industrial SQL workloads, such as ETL workflows and scheduled analytical jobs, are typically *long*, *complex*, and *schema-heavy*. Scripts can span hundreds of lines, involve deeply nested subqueries and multi-way joins, and reference dozens of tables and columns. This level of intricacy significantly amplifies the challenge for LLMs. In contrast, most existing Text-to-SQL (Li et al., 2024) and SQL-debugging (Li et al., 2025b) benchmarks focus on short, relatively simple queries that are far removed from the scale and complexity of enterprise environments. Unfortunately, such industrial-grade SQL scripts are rarely available in the open-source community, resulting in a pronounced mismatch between academic benchmarks and real-world needs.

Contribution 1: The First Enterprise-level SQL Debugging Benchmark

To address this gap, we introduce a large-scale, enterprise-level benchmark that captures the complexity of real-world ETL and analytical workloads (Section 3.1).

Challenge 2: Lack of a Comprehensive Bug Taxonomy. SQL bugs are heterogeneous: some manifest as execution failures (syntax errors), while others silently yield incorrect results (semantic errors). Although recent benchmarks such as BIRD-Critic (Li et al., 2025b) have advanced debugging evaluation, they lack a systematic taxonomy of SQL-specific bug types and their prevalence. Without such categorization, it is difficult to understand where models struggle most and how to target improvements effectively. A comprehensive analysis of SQL bug categories is therefore crucial, not only for benchmarking but also for guiding the design of future bug-fixing models.

Contribution 2: A Hierarchical SQL Bug Taxonomy

We develop a hierarchical taxonomy of SQL bug types derived from an extensive analysis of real-world errors. This provides a structured framework for fine-grained evaluation (Section 3.2).

Challenge 3: Lack of Reliable and Comprehensive SQL debugging Benchmark. High-quality benchmarks for SQL Debugging are scarce. Manually curated datasets are costly to produce and prone to evaluation leakage if models memorize solutions from public templates or repositories. Existing resources often lack diversity, realistic bug patterns, and coverage of enterprise-scale scripts, limiting their usefulness for robust model evaluation. Building a reliable, large-scale benchmark that is both comprehensive and faithful to real-world workflows is therefore a significant challenge.

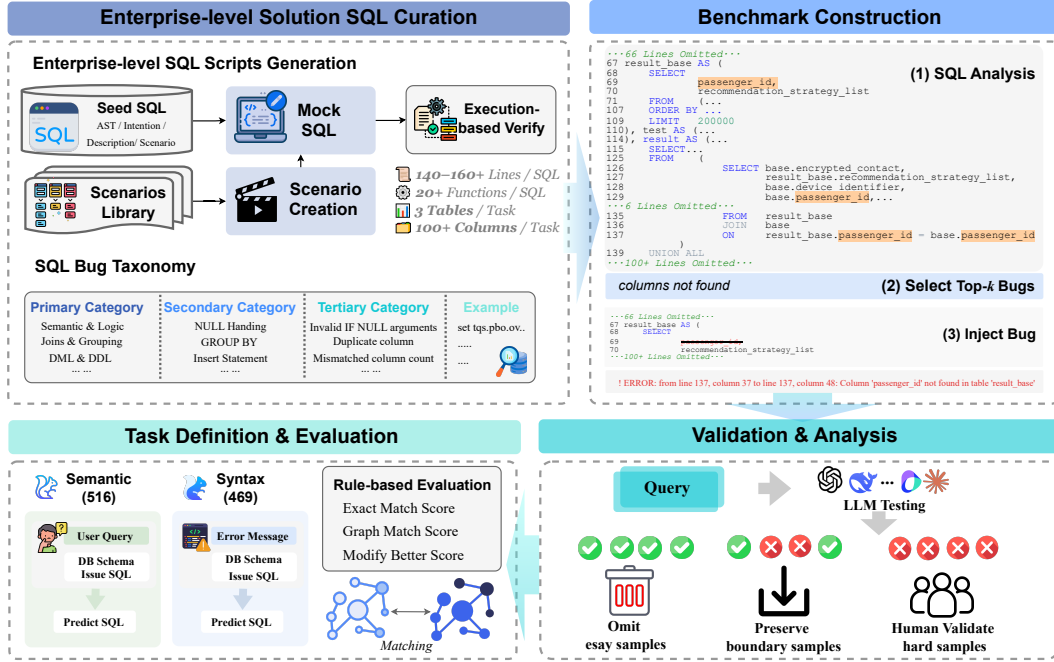


Figure 2: Overview of the Squirrel Benchmark construction and evaluation pipeline. Benchmark construction consists of 4 main stages: (1) **Enterprise-level SQL Script Generation**, (2) **SQL bug taxonomy Design**, (3) **Issue SQL Construction via reverse engineering**, and (4) **Validation and Analysis**. This pipeline ensures diversity, realism, and rigorous evaluation of the SQL Debugging task.

Contribution 3: An Automated SQL-SWE Synthesis Pipeline

We introduce an automated pipeline for synthesizing and validating SQL bug-fixing examples, ensuring scalability, diversity, and resistance to data leakage (Section 3.3).

3 SQUIRREL BENCHMARK CONSTRUCTION

Figure 2 shows the automated benchmark construction pipeline. It comprises four stages: (1) enterprise-level SQL script generation (Section 3.1), (2) SQL bug taxonomy design (Section 3.2), (3) issue SQL construction via reverse engineering (Section 3.3), and (4) validation and analysis (Section 3.4). Section 3.5 further introduces an efficient execution-free evaluation methodology. Section 3.5 presents an execution-free evaluation methodology. All synthetic content is generated with Claude-4-Sonnet (anthropic, 2025) at temperature 0. Examples and prompts are detailed in Appendix I and J.

3.1 ENTERPRISE-LEVEL SQL SCRIPTS GENERATION

Because enterprise SQL scripts are proprietary and rarely accessible, we synthesize realistic, high-quality enterprise SQL.

Seed Enterprise SQL Curation. We curate high-quality SQL scripts q along with corresponding table definitions σ from real-world enterprise applications. To ensure that queries are non-trivial and representative of practical workloads, we filter scripts that fall below a complexity threshold τ . Complexity is quantified via a composite metric:

$$\mathcal{C}(q) = \alpha(D_{\text{AST}}(q) + W_{\text{AST}}(q)) + \beta L(q) \quad (2)$$

where D_{AST} , W_{AST} , and $L(q)$ denote AST depth, AST width, and code length, respectively.

For each retained SQL script, we utilize an LLM to abstract its business domain (d), intention (I), and descriptive scenario (S). All scenarios are aggregated into a Scenarios Library, denoted as

$\mathcal{D}_{\text{domain}} = \{d\}$. The resulting seed dataset is then defined as:

$$\mathcal{D}_{\text{seed}} = \{(q_i, \sigma_i, d_i, I_i, S_i, \text{AST}(q_i)) \mid q_i \in \mathcal{Q}_s, \mathcal{C}(q_i) > \tau\}, \quad (3)$$

where \mathcal{Q}_s denotes the candidate SQL pool.

The final seed corpus contains 1,000+ SQL scripts spanning 26 business scenarios, averaging over 120 lines with AST depth > 8 and width > 12 . Each script is rigorously validated to be bug-free, resulting in a corpus that accurately captures both the structural complexity and semantic diversity of enterprise SQL.

Solution SQL Synthesis. To expand coverage across domains and code structures, we synthesize new SQL scripts using the seed corpus and the Scenarios Library:

1. *Seed Sampling.* Select $(q_i, \sigma_i, d_i, I_i, S_i, \text{AST}(q_i)) \in \mathcal{D}_{\text{seed}}$ and a target domain $d_t \in \mathcal{D}_{\text{domain}}$.
2. *Scenario Creation.* Conditioned on d_t , the LLM generates a new scenario description S_t together with schema definitions σ_t , following the structure of the seed corpus.
3. *SQL Synthesis.* Given $(I_i, S_i, \text{AST}(q_i), S_t, \sigma_t)$, the LLM generates a new SQL script q_t that preserves the complexity of the seed SQL scripts while adapting to the new schema and scenario. This ensures that synthesized queries remain realistic, non-trivial, and representative of enterprise workloads.
4. *Execution-based Validation.* To ensure the correction, each candidate q_t is validated via execution. Specifically, σ_t is instantiated to construct a fake test database, q_t is executed, and only queries that successfully execute are retained:

$$\mathcal{Q}_{\text{gt}} = \{(q_t, \sigma_t) \mid \text{exec}(q_t, \sigma_t) == \text{passed}\} \quad (4)$$

This synthesis pipeline ensures that the final SQL dataset exhibits (i) enterprise-grade complexity, (ii) broad domain coverage via controlled scenario transfer, and (iii) guaranteed execution correctness.

3.2 SQL BUG TAXONOMY

We construct an SQL bug taxonomy by manually annotating 268 erroneous SQL scripts collected from real-world production logs. Each bug is classified according to a three-level hierarchical error type: (i) *macro categories* (e.g., DML, DDL, semantic, and logic), (ii) *construct-specific subcategories* (e.g., INSERT statements), and (iii) *atomic faults* (e.g., mismatched column counts). This taxonomy organizes common failure patterns and forms a bug library of realistic error templates. The library underpins our controlled bug-injection process (Section 3.3), ensuring that Squirrel Benchmark captures authentic SQL error modes. Table 4 and 3 report the distribution of bug types.

3.3 ISSUE SQL CONSTRUCTION

We construct issue SQLs through reverse engineering, transforming correct SQL scripts into buggy versions. The process is guided by three principles: structural awareness, taxonomy-guided selection, and minimal-change injection, ensuring that the generated bugs are both realistic and diagnostically useful.

Step 1: Structural Profiling and Taxonomy-Guided Selection For each ground-truth SQL q_{gt} , we first analyze its structural and semantic profile, including the AST, function patterns, and clause usage. Based on this profile, we then select the top- k candidate bug types from our hierarchical SQL bug taxonomy. This approach ensures that the injected errors are well-suited to the given SQL while providing broad coverage of real-world error scenarios.

Step 2: Minimal Change-Based Bug Injection. Each injected bug represents the smallest possible modification that induces the targeted error type. This principle preserves maximal similarity between the buggy SQL b and its reference q_{gt} , isolating the error signal and reducing confounding factors. As a result, evaluating whether a model can localize and repair the fault becomes both precise and interpretable.

3.4 VALIDATION AND ANALYSIS

We validate Squirrel Benchmark via a model-driven *attack–defense* process. The goal is to filter out trivial cases that most models can easily solve, while retaining challenging but solvable instances that better reflect real-world debugging.

Automated Verification. We first attack the benchmark by evaluating each generated instance with a diverse set of advanced LLMs (including Qwen3-Coder-32B(Yang et al., 2025a), GPT-5(Openai, 2025), DeepSeek-V3.1(DeepSeek, 2025), Claude-4-sonnet(anthropic, 2025), and others). Instances fall into three categories: (i) If the majority of models succeed, the instance is deemed too easy and discarded; (ii) If only a few models succeed, the instance is considered an edge case and retained; (iii) If none of the models succeed, the instance is flagged for manual review. This adversarial filtering ensures that the benchmark emphasizes cases where current models diverge, thereby sharpening its discriminatory power.

Human Verification. Instances flagged as potentially unsolvable are manually inspected by three expert annotators with extensive SQL experience. Following a cross-validation protocol, annotators assess whether the task is logically inferable from the provided context and whether multiple valid solutions exist. Instances that fail to meet these criteria are removed. For cases where multiple correct answers are possible, annotators supplement the benchmark with all valid alternative solutions.

Through this *attack–defense* protocol, Squirrel Benchmark removes trivial cases, yielding a challenging yet solvable testbed.

3.5 EVALUATION METRICS

The prevailing metrics for SQL debugging are Exact Match (EM) and Execution Accuracy. However, EM is notoriously strict, failing to credit semantically equivalent queries with divergent syntax. Execution Accuracy, while more forgiving, introduces false positives when test databases lack the necessary content to reveal logical errors (Zhan et al., 2025). Direct execution in production also poses practical barriers, as it is computationally expensive and raises data privacy concerns. To overcome these challenges, we introduce an execution-free evaluation framework based on three metrics (Detailed definitions and formulas are provided in Appendix D.1.2.):

- (1) **Exact Match Score (EM):** This metric assesses strict syntactic correctness by checking for string-level identity between the predicted and reference SQL queries, thereby serving as a baseline for syntactic alignment.
- (2) **Graph Match Score (GM):** This metric evaluates structural and functional equivalence by comparing the optimized abstract syntax tree of the predicted and reference queries, thereby capturing semantic correctness where EM fails.
- (3) **Modify Better Score (MB):** This metric gauges iterative improvement capability by comparing the edit distances from the predicted SQL and the original SQL to the reference, thereby measuring how much closer the refinement is to the target.

4 BENCHMARK STATISTICS

We present a statistical analysis of Squirrel Benchmark, comparing its key features with existing SQL datasets in Table 1 and Figure 3. Our benchmark is designed to emphasize both *complexity* and *realism*, closely mirroring the challenges of real-world industrial environments—particularly in SQL script structure, error taxonomy, and task diversity.

Complexity of SQL Scripts. The SQL scripts in Squirrel Benchmark are not only longer but also structurally more complex, presenting challenges that better mirror real-world enterprise systems. With an average length of 140 – 160 lines and over 420 tokens, our scripts are an order of magnitude larger than those in BIRD-Critic (which average under 10 lines). This scale directly implies a higher probability of errors and a greater need for models to maintain long-range context and dependency understanding. Additionally, the high number of functions per script (17.34 in Squirrel-Semantic, 21.62 in Squirrel-Syntax) necessitates reasoning across multiple subqueries and nested expressions—a

Table 1: Statistical comparison of Squirrel Benchmark with representative text-to-SQL and SQL debugging benchmarks. The table evaluates benchmarks on scale (# examples), script length (avg. tokens and lines), and structural complexity (avg. function count, AST depth, and width).

| Benchmark | Type | # Test Examples | Length of SQL | | Complex of SQL | | |
|---|---------------|-----------------|---------------|---------------|----------------|------------------|------------------|
| | | | # Tok. /SQL | # Line. /SQL | # Func. /SQL | # AST Depth /SQL | # AST Width /SQL |
| Spider 1.0 (Yu et al., 2018) | Text-to-SQL | 2,147 | 18.50 | — | — | — | — |
| Spider 2.0-snow (Lei et al., 2025) | Text-to-SQL | 121 | 154.63 | 56.12 | 14.90 | 11.95 | 9.66 |
| Spider 2.0-lite (Lei et al., 2025) | Text-to-SQL | 256 | 131.79 | 49.84 | 13.65 | 11.97 | 10.05 |
| BIRD (Li et al., 2024) | Text-to-SQL | 1,789 | 30.90 | — | — | — | — |
| BIRD-Critic-open (Li et al., 2025b) | SQL debugging | 600 | 49.18 | 9.73 | 4.30 | 8.03 | 6.01 |
| BIRD-Critic-postgresql (Li et al., 2025b) | SQL debugging | 530 | 51.44 | 6.92 | 4.78 | 8.25 | 6.34 |
| BIRD-Critic-flash (Li et al., 2025b) | SQL debugging | 200 | 34.53 | 2.84 | 4.06 | 7.85 | 5.20 |
| Squirrel-Syntax | SQL debugging | 469 | 496.90 | 163.69 | 21.62 | 8.93 | 11.69 |
| Squirrel-Semantic | SQL debugging | 516 | 425.93 | 141.58 | 17.34 | 8.75 | 11.12 |

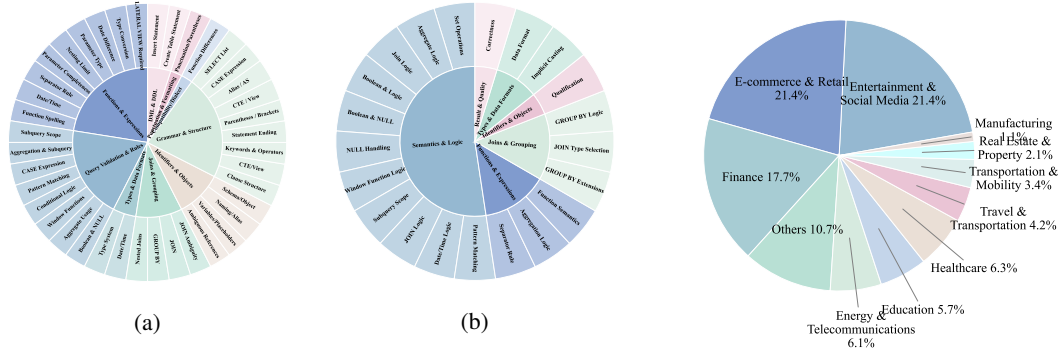


Figure 3: Statistics of errors and domain distribution in Squirrel Benchmark. (a) Two-level error types in Squirrel-Syntax, highlighting the distribution of syntax errors. (b) Two-level error types in Squirrel-Semantic, showing the distribution of semantic errors. (c) Distribution of SQL code across different business domains.

capability that many existing sequence-to-sequence models lack. This scale and functional richness underscore the increased complexity and practical difficulty of the debugging tasks in our benchmark.

Hierarchical Error Taxonomy. Figures 3(a) and (b) show the two-level error taxonomy for Squirrel-Syntax and Squirrel-Semantic. Detailed error type statistics are in Appendix H. Squirrel Benchmark covers a broad spectrum of common syntax and semantic errors, enabling fine-grained evaluation of model capabilities. Syntax errors include issues related to grammar, structure, and dialect, while semantic errors encompass type mismatches, aggregation errors, and logical inconsistencies. This hierarchical classification provides detailed insight into model performance across error types, enabling a more rigorous assessment of debugging ability.

Diversity of Task Scenarios. As shown in Figure 3 (c), the domains in Squirrel Benchmark span finance, e-commerce, healthcare, and more than ten additional areas, ensuring that models are evaluated against a broad range of business logic and contextual dependencies. For example, a program from the financial domain may involve complex window functions for time-series analysis, whereas an e-commerce program might require reasoning over multi-table joins across user and product schemas. This diversity tests a model’s ability to generalize beyond simplistic syntactic patterns and demands domain-aware reasoning. Consequently, performance on Squirrel Benchmark provides a stronger indicator of a model’s practicality and readiness for deployment in heterogeneous real-world environments.

Table 2: Evaluation results of LLMs on Squirrel-Syntax and Squirrel-Semantic. For each section, the best performance is highlighted in **bold**, and the second-best is underlined. EM, GM, and MB denote exact match score, graph match score, and modify-better score, respectively.

| Model | Size | Reasoning | MoE | Squirrel-Syntax | | | Squirrel-Semantic | | |
|--|------|-----------|-----|-----------------|-------|-------|-------------------|-------|-------|
| | | | | EM | GM | MB | EM | GM | MB |
| Open Source | | | | | | | | | |
| Qwen-2.5-Instruct | 7B | | | 2.13 | 8.53 | 33.05 | 1.94 | 5.62 | 14.15 |
| Qwen-2.5-Coder | 7B | | | 3.20 | 8.96 | 37.53 | 4.84 | 7.75 | 18.99 |
| Qwen-2.5-Coder | 32B | | | 12.79 | 20.26 | 52.88 | 17.44 | 23.45 | 34.69 |
| Qwen-3-Instruct | 235B | | ✓ | 9.38 | 20.47 | 61.19 | 10.27 | 15.50 | 27.57 |
| Qwen-3-Coder-Instruct | 30B | | ✓ | 5.54 | 20.90 | 44.14 | 6.40 | 15.12 | 24.42 |
| Qwen-3-Coder-Instruct | 480B | | ✓ | 14.93 | 23.88 | 61.62 | 17.05 | 19.96 | 31.84 |
| QwQ | 32B | ✓ | | 8.76 | 20.51 | 41.45 | 10.47 | 15.31 | 20.16 |
| Seed-Coder-Instruct | 8B | | | 8.53 | 14.93 | 42.43 | 8.72 | 14.15 | 24.61 |
| OmniSQL | 32B | | | 0.21 | 6.40 | 50.75 | 0.39 | 6.40 | 21.17 |
| Deepseek-V3 | 685B | | ✓ | 17.91 | 30.28 | 60.34 | 11.24 | 21.32 | 33.27 |
| Deepseek-V3.1 | 685B | | ✓ | 17.91 | 30.49 | 63.61 | 12.02 | 14.73 | 32.47 |
| Deepseek-R1 | 671B | ✓ | ✓ | 18.34 | 21.98 | 58.64 | 15.89 | 22.09 | 30.14 |
| Closed Source | | | | | | | | | |
| Claude-4-Sonnet | — | ✓ | | 23.88 | 36.46 | 68.02 | 31.78 | 32.17 | 43.69 |
| GPT-4o-mini-2024-07-18 | — | | | 1.71 | 4.69 | 13.01 | 5.62 | 6.40 | 8.74 |
| GPT-4o-2024-11-20 | — | | | 2.14 | 4.69 | 13.79 | 2.91 | 4.84 | 6.86 |
| GPT-4.1 | — | | | 6.40 | 17.70 | 61.25 | 8.52 | 17.05 | 30.49 |
| GPT-5 | — | ✓ | | 13.43 | 18.55 | 66.52 | 16.28 | 16.47 | 29.90 |
| Gemini-2.5-Pro | — | ✓ | | 15.78 | 21.54 | 62.37 | 14.15 | 23.06 | 34.37 |
| Kimi-K2 | — | ✓ | ✓ | 14.07 | 27.72 | 61.83 | 15.70 | 20.93 | 31.84 |
| O1-preview | — | ✓ | | 8.32 | 21.11 | 46.27 | 8.14 | 11.43 | 14.43 |
| O3-mini | — | ✓ | | 3.84 | 19.83 | 63.54 | 10.47 | 28.68 | 40.78 |
| Doubao-Seed-1.6 | 230B | ✓ | ✓ | 19.19 | 30.92 | 64.39 | 16.09 | 20.93 | 32.82 |
| Doubao-Seed-1.6-flash | 230B | ✓ | ✓ | 1.50 | 3.63 | 9.62 | 1.55 | 3.11 | 6.42 |
| Doubao-Seed-1.6-thinking | 230B | ✓ | ✓ | 15.35 | 23.24 | 60.98 | 16.67 | 20.93 | 30.87 |
| Comparison of different SFT method on Qwen-2.5-Coder | | | | | | | | | |
| + SFT | 7B | | | 26.44 | 30.70 | 48.40 | 14.34 | 15.70 | 18.02 |
| + diff-SFT | | | | 22.17 | 22.81 | 34.33 | 7.95 | 9.30 | 12.60 |
| + DM-SFT | | | | 27.27 | 33.18 | 55.67 | 15.12 | 18.99 | 24.81 |

5 EXPERIMENTS

Due to space limitations, we provide detailed experimental settings in Appendix D. This section focuses on the most important results.

5.1 MAIN RESULTS

Existing LLMs are far from being experts on enterprise SQL debugging. As shown in Table 2, we evaluate a diverse set of LLMs on Squirrel, including the Qwen, DeepSeek, Claude, GPT, Gemini, and Doubao families. Claude-4-Sonnet achieves the best performance, with a peak success rate of 36.46% GM score on Squirrel-Syntax and 32.17% GM score on Squirrel-Semantic. Interestingly, although our benchmark is constructed through reverse engineering using Claude-4-Sonnet, it still struggles with forward debugging. Other closed-source LLMs perform even worse, with most failing to exceed 20% GM. Among open-source models, DeepSeek-V3 achieves 30.28% on Squirrel-Syntax, and Qwen-2.5-Coder-32B attains 23.45% on Squirrel-Semantic, demonstrating competitive performance relative to closed-source systems.

Code generation LLMs struggle with SQL debugging. In previous studies, most code LLMs are heavily optimized for code generation, achieving strong performance on benchmarks such as SWE-Bench (Jimenez et al., 2024), BIRD (Li et al., 2024), and Spider (Yu et al., 2018). For example, OmniSQL (Li et al., 2025a), a Text-to-SQL-specialized model, achieves 87.6% on Spider and 64.5%

on BIRD. However, its performance on Squirrel-Syntax and Squirrel-Semantic drops sharply to only 6.4% GM, underscoring the substantial gap between SQL generation and SQL debugging.

Reasoning LLMs (RLMs) exhibit stronger refinement abilities. Compared with non-RLMs, RLMs consistently perform better across both open-source and closed-source families. Notably, most RLMs achieve MB scores above 50%, indicating that while their predictions often move closer to the correct solution, they rarely solve the task in a single attempt.

Squirrel-Semantic is more challenging than Squirrel-Syntax. Across all evaluated models, performance on Squirrel-Semantic is consistently lower than on Squirrel-Syntax. This is because Squirrel-Syntax provides explicit error messages, which help models localize faulty positions, whereas Squirrel-Semantic requires reasoning about deeper semantic inconsistencies without surface-level cues.

5.2 CAN SFT SOLVE THE SQL DEBUGGING?

As detailed in Appendix D.3.1 and Figure 7, we propose 3 representative SFT approaches as baselines: (1) **Vanilla SFT**, which directly fine-tunes the model on parallel SQL debugging pairs; (2) **DM-SFT** (Duan et al., 2024), which dynamically masking the loss for unchanged tokens in responses; (3) **Diff-SFT**, which frames SFT as a search-and-replace task, focusing only on the modified code segments. Results in Table 2 and Figure 4 shows:

(1) Targeted in-domain SFT significantly improves SQL debugging performance. Specifically, Qwen-2.5-Coder-7B + SFT substantially outperforms the base Qwen-2.5-Coder-7B, achieving a 33.17% gain in GM score on Squirrel-Syntax, and even surpasses Qwen-2.5-Coder-32B by 10.44%. (2) DM-SFT improves performance over vanilla SFT by masking the loss on non-diff tokens during training. This design forces the model to focus more on diff segments within pairs, thereby enhancing its effectiveness. (3) Diff-SFT predicts only the diff segments instead of generating the full code, offering a substantial inference speed advantage and reducing generation hallucination. On our benchmark, it requires only half the time of other methods, which is particularly beneficial for longer code snippets in enterprise applications. However, due to a mismatch between the search-and-replace task and the pretraining/SFT objectives of the base model, its GM score is slightly lower. Overall, these three SFT strategies provide strong baselines for future research on SQL debugging. More analysis is available in Appendix E.1.

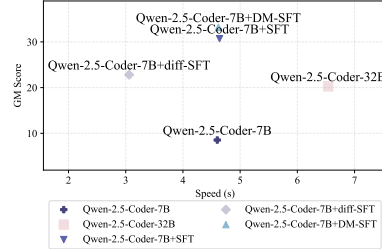


Figure 4: SFT baseline performance on Squirrel-Syntax. The horizontal axis represents the average inference speed, and the vertical axis shows the GM score.

5.3 CAN AGENT METHODS SOLVE THE SQL DEBUGGING?

As detailed in Appendix D.3.2 and Figure 8, we also propose an agentic baseline. In this setup, a main agent analyzes error messages and formulates plans for SQL modifications, while a code-generation sub-agent executes the corresponding code edits. TQS checking¹ results and refined SQL are then returned to the main agent, creating an iterative loop that continues until the main agent determines that the code modifications are complete.

Figure 5 shows that **agent-based systems can significantly boost performance, but results heavily depend on the main agent’s capabilities.** For example, using Kimi-K2 as the main agent and Qwen3-Coder as the sub-agent increases EM accuracy by 65% compared to the Kimi-K2 single-model baseline. In contrast, when GPT-4o serves as the main agent—despite a 300%+ gain over

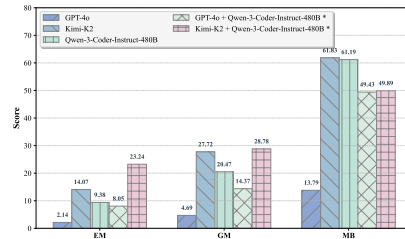


Figure 5: Agent performance on Squirrel-Syntax. ‘*’ denotes agent-based methods, while others are single-model baselines.

¹The TQS tool is introduced in Appendix D.1.3.

its single-model performance—the combined system still underperforms the single Qwen3-Coder model. We also observe a decline in the MB score of agent-based systems, as multiple rounds of modification can gradually cause the model to deviate from the original SQL. These observations provide initial insights for future exploration of agentic methods in SQL debugging.

6 RELATED WORK

The landscape of modern software engineering is increasingly shaped by the integration of LLMs to automate and augment developer tasks.

Code Generation and Text-to-SQL Benchmarks. Early text-to-code benchmarks, including HumanEval (Chen et al., 2021), SQL-Spider (Yu et al., 2018), and BIRD (Li et al., 2024), focus on simple and short code snippets (Zhuo et al., 2025; Jain et al., 2025; Bytedance, 2025). To address the gap with real-world applications, SWE-Bench (Jimenez et al., 2023) evaluates models on complete software issues, which require a comprehensive understanding of codebases. Similarly, Spider2.0 (Lei et al., 2025) extends Text-to-SQL evaluation to enterprise contexts. BIRD-Critic (Li et al., 2024) introduces SQL debugging, but it only handles short, simplified StackOverflow queries that lack enterprise-level complexity. Most of these benchmarks rely on manually curated datasets, which are costly and prone to data leakage (Chou et al., 2025). In this work, we introduce the first enterprise-level SQL debugging benchmark, which is automatically constructed via reverse engineering.

LLMs for Automated Software Engineering. Recent work applies LLMs to automated software engineering through three primary paradigms: (1) **Single-model** approaches, which attempt to produce patches directly from a description and buggy code, often using few-shot prompting or SFT (Huang et al., 2024; Yasunaga & Liang, 2021; Allamanis et al., 2021). These single-model methods are bottlenecked by the need to build large-scale SFT datasets (Pan et al., 2024; Li et al., 2025b; Ma et al., 2024; Yang et al., 2025b; Pham et al., 2025). (2) **Multi-stage Workflows**, which guide models through defect localization, patch generation, and validation (Xia et al., 2024; Zhang et al., 2024; Gong et al., 2025). (3) **Agent-based Methods**, which leverage analysis, execution traces, or test feedback for iterative refinement (Yang et al., 2024; Wang et al., 2025; Bouzenia et al., 2024; Chen et al., 2023). In this work, we provide both SFT-based Single-model solutions and Agent-based methods, offering the community a comprehensive understanding of SQL debugging tasks.

7 CONCLUSION

We introduce Squirrel Benchmark, the first benchmark for enterprise-level SQL debugging. With its automated construction workflow and execution-free evaluation, Squirrel Benchmark enables scalable and reliable assessment of LLMs. Despite recent advances in LLM reasoning, our evaluation of nearly 30 models shows that real-world enterprise SQL debugging remains a significant challenge. To encourage further progress, we highlight four promising directions, including three SFT-based strategies and one agent-driven approach. Importantly, Squirrel Benchmark correlates strongly with practical debugging performance, making it a reliable reference for both academic research and industrial deployment.

CODE OF ETHICS AND ETHICS STATEMENT

Our methodology utilizes publicly accessible resources, including the LLMs and toolkits such as LLaMA-Factory and vLLM. The benchmark datasets used in our evaluation were synthetically generated using these models and are scheduled for public release upon acceptance. While a portion of our SFT data incorporates proprietary enterprise information and is therefore not fully disclosable, we recommend that researchers use our automated benchmark construction pipeline to replicate the training data. This work is centered on the English language and is strictly for research purposes.

REPRODUCIBILITY STATEMENT

To ensure reproducibility, we detail our datasets and annotation process in Section 3 and provide full experimental settings in Appendix D.

REFERENCES

- Miltiadis Allamanis, Henry Jackson-Flux, and Marc Brockschmidt. Self-supervised bug detection and repair. *Advances in Neural Information Processing Systems*, 34:27865–27876, 2021.
- anthropic. Claude, 2025. URL <https://www.anthropic.com/claude/sonnet>.
- Anthropic. Introducing claude 4, 2025. URL <https://www.anthropic.com/news/claude-4>.
- Michael Armbrust, Reynold S. Xin, Cheng Lian, Yin Huai, Davies Liu, Joseph K. Bradley, Xiangrui Meng, Tomer Kaftan, Michael J. Franklin, Ali Ghodsi, and Matei Zaharia. Spark SQL: relational data processing in spark. In Timos K. Sellis, Susan B. Davidson, and Zachary G. Ives (eds.), *Proceedings of the 2015 ACM SIGMOD International Conference on Management of Data, Melbourne, Victoria, Australia, May 31 - June 4, 2015*, pp. 1383–1394. ACM, 2015.
- Edmon Begoli, Jesús Camacho-Rodríguez, Julian Hyde, Michael J. Mior, and Daniel Lemire. Apache calcite: A foundational framework for optimized query processing over heterogeneous data sources. In *Proceedings of the 2018 International Conference on Management of Data, SIGMOD/PODS ’18*, pp. 221–230. ACM, May 2018. doi: 10.1145/3183713.3190662. URL <http://dx.doi.org/10.1145/3183713.3190662>.
- Islem Bouzenia and Michael Pradel. Understanding software engineering agents: A study of thought-action-result trajectories, 2025. URL <https://arxiv.org/abs/2506.18824>.
- Islem Bouzenia, Premkumar Devanbu, and Michael Pradel. Repairagent: An autonomous, llm-based agent for program repair. *arXiv preprint arXiv:2403.17134*, 2024.
- Bytedance. Fullstack bench: Evaluating llms as full stack coders, 2025. URL <https://arxiv.org/abs/2412.00535>.
- Donald D. Chamberlin and Raymond F. Boyce. SEQUEL: A structured english query language. In *Proceedings of the 1974 ACM SIGMOD Workshop on Data Description, Access and Control*, pp. 249–264. ACM, 1974.
- Dong Chen, Shaoxin Lin, Muhan Zeng, Daoguang Zan, Jian-Gang Wang, Anton Cheshkov, Jun Sun, Hao Yu, Guoliang Dong, Artem Aliev, et al. Coder: Issue resolving with multi-agent and task graphs. *arXiv preprint arXiv:2406.01304*, 2024.
- Mark Chen, Jerry Tworek, Heewoo Jun, Qiming Yuan, Henrique Ponde De Oliveira Pinto, Jared Kaplan, Harri Edwards, Yuri Burda, Nicholas Joseph, Greg Brockman, et al. Evaluating large language models trained on code. *arXiv preprint arXiv:2107.03374*, 2021.
- Xinyun Chen, Maxwell Lin, Nathanael Schärli, and Denny Zhou. Teaching large language models to self-debug. *arXiv preprint arXiv:2304.05128*, 2023.
- Jason Chou, Ao Liu, Yuchi Deng, Zhiying Zeng, Tao Zhang, Haotian Zhu, Jianwei Cai, Yue Mao, Chenchen Zhang, Lingyun Tan, Ziyang Xu, Bohui Zhai, Hengyi Liu, Speed Zhu, Wiggan Zhou, and Fengzong Lian. Autocodebench: Large language models are automatic code benchmark generators, 2025. URL <https://arxiv.org/abs/2508.09101>.
- DeepSeek. Deepseek-v3.1, 2025. URL <https://api-docs.deepseek.com/news/news250821>.
- DeepSeek-AI. Deepseek-v3 technical report, 2025a. URL <https://arxiv.org/abs/2412.19437>.
- DeepSeek-AI. Deepseek-r1: Incentivizing reasoning capability in llms via reinforcement learning, 2025b. URL <https://arxiv.org/abs/2501.12948>.
- Yiwen Duan, Yonghong Yu, Xiaoming Zhao, Yichang Wu, and Wenbo Liu. Pdc dm-sft: A road for llm sql bug-fix enhancing, 2024. URL <https://arxiv.org/abs/2411.06767>.

- Gemini. Gemini 2.5: Pushing the frontier with advanced reasoning, multimodality, long context, and next generation agentic capabilities, 2025. URL <https://arxiv.org/abs/2507.06261>.
- Yue Gong, Chuan Lei, Xiao Qin, Kapil Vaidya, Balakrishnan Narayanaswamy, and Tim Kraska. Sqlens: An end-to-end framework for error detection and correction in text-to-sql, 2025. URL <https://arxiv.org/abs/2506.04494>.
- Kai Huang, Xiangxin Meng, Jian Zhang, Yang Liu, Wenjie Wang, Shuhao Li, and Yuqing Zhang. An empirical study on fine-tuning large language models of code for automated program repair. In *Proceedings of the 38th IEEE/ACM International Conference on Automated Software Engineering, ASE '23*, pp. 1162–1174. IEEE Press, 2024. ISBN 9798350329964. doi: 10.1109/ASE56229.2023.00181. URL <https://doi.org/10.1109/ASE56229.2023.00181>.
- Binyuan Hui, Jian Yang, Zeyu Cui, Jiayi Yang, Dayiheng Liu, Lei Zhang, Tianyu Liu, Jiajun Zhang, Bowen Yu, Keming Lu, Kai Dang, Yang Fan, Yichang Zhang, An Yang, Rui Men, Fei Huang, Bo Zheng, Yibo Miao, Shanghaoran Quan, Yunlong Feng, Xingzhang Ren, Xuancheng Ren, Jingren Zhou, and Junyang Lin. Qwen2.5-coder technical report, 2024. URL <https://arxiv.org/abs/2409.12186>.
- Naman Jain, King Han, Alex Gu, Wen-Ding Li, Fanjia Yan, Tianjun Zhang, Sida Wang, Armando Solar-Lezama, Koushik Sen, and Ion Stoica. Livecodebench: Holistic and contamination free evaluation of large language models for code. In *The Thirteenth International Conference on Learning Representations*, 2025. URL <https://openreview.net/forum?id=chfJJYC3iL>.
- Carlos E Jimenez, John Yang, Alexander Wettig, Shunyu Yao, Kexin Pei, Ofir Press, and Karthik R Narasimhan. Swe-bench: Can language models resolve real-world github issues? In *The Twelfth International Conference on Learning Representations*, 2023.
- Carlos E Jimenez, John Yang, Alexander Wettig, Shunyu Yao, Kexin Pei, Ofir Press, and Karthik R Narasimhan. SWE-bench: Can language models resolve real-world github issues? In *The Twelfth International Conference on Learning Representations*, 2024.
- Kimi-Team. Kimi k2: Open agentic intelligence, 2025. URL <https://arxiv.org/abs/2507.20534>.
- Woosuk Kwon, Zhuohan Li, Siyuan Zhuang, Ying Sheng, Lianmin Zheng, Cody Hao Yu, Joseph E. Gonzalez, Hao Zhang, and Ion Stoica. Efficient memory management for large language model serving with pagedattention. In *Proceedings of the ACM SIGOPS 29th Symposium on Operating Systems Principles*, 2023.
- Philippe Laban, Hiroaki Hayashi, Yingbo Zhou, and Jennifer Neville. Llms get lost in multi-turn conversation, 2025. URL <https://arxiv.org/abs/2505.06120>.
- Fangyu Lei, Jixuan Chen, Yuxiao Ye, Ruisheng Cao, Dongchan Shin, Hongjin SU, ZHAOQING SUO, Hongcheng Gao, Wenjing Hu, Pengcheng Yin, Victor Zhong, Caiming Xiong, Ruoxi Sun, Qian Liu, Sida Wang, and Tao Yu. Spider 2.0: Evaluating language models on real-world enterprise text-to-SQL workflows. In *The Thirteenth International Conference on Learning Representations*, 2025.
- Haoyang Li, Shang Wu, Xiaokang Zhang, Xinmei Huang, Jing Zhang, Fuxin Jiang, Shuai Wang, Tieying Zhang, Jianjun Chen, Rui Shi, et al. Omnisql: Synthesizing high-quality text-to-sql data at scale. *arXiv preprint arXiv:2503.02240*, 2025a.
- Jinyang Li, Binyuan Hui, Ge Qu, Jiayi Yang, Binhua Li, Bowen Li, Bailin Wang, Bowen Qin, Ruiying Geng, Nan Huo, et al. Can llm already serve as a database interface? a big bench for large-scale database grounded text-to-sqls. *Advances in Neural Information Processing Systems*, 36, 2024.
- Jinyang Li, Xiaolong Li, Ge Qu, Per Jacobsson, Bowen Qin, Binyuan Hui, Shuzheng Si, Nan Huo, Xiaohan Xu, Yue Zhang, Ziwei Tang, Yuanshuai Li, Florensia Widjaja, Xintong Zhu, Feige Zhou, Yongfeng Huang, Yannis Papakonstantinou, Fatma Ozcan, Chenhao Ma, and Reynold Cheng. Swe-sql: Illuminating llm pathways to solve user sql issues in real-world applications, 2025b. URL <https://arxiv.org/abs/2506.18951>.

- Yingwei Ma, Rongyu Cao, Yongchang Cao, Yue Zhang, Jue Chen, Yibo Liu, Yuchen Liu, Binhua Li, Fei Huang, and Yongbin Li. Lingma swe-gpt: An open development-process-centric language model for automated software improvement, 2024. URL <https://arxiv.org/abs/2411.00622>.
- OpenAI. Hello GPT-4o, 2024. URL <https://openai.com/index/hello-gpt-4o/>.
- OpenAI. Introducing gpt-4.1 in the api, 2025. URL <https://openai.com/index/gpt-4-1/>.
- Openai. Introducing gpt-5, 2025. URL <https://openai.com/index/introducing-gpt-5/>.
- OpenAI. Introducing openai o3 and o4-mini, 2025. URL <https://openai.com/index/introducing-o3-and-o4-mini/>.
- Jiayi Pan, Xingyao Wang, Graham Neubig, Navdeep Jaitly, Heng Ji, Alane Suhr, and Yizhe Zhang. Training software engineering agents and verifiers with swe-gym, 2024. URL <https://arxiv.org/abs/2412.21139>.
- Minh V. T. Pham, Huy N. Phan, Hoang N. Phan, Cuong Le Chi, Tien N. Nguyen, and Nghi D. Q. Bui. Swe-synth: Synthesizing verifiable bug-fix data to enable large language models in resolving real-world bugs, 2025. URL <https://arxiv.org/abs/2504.14757>.
- Qwen. Qwen3-coder: Agentic coding in the world, 2025. URL <https://qwenlm.github.io/blog/qwen3-coder/>.
- Seed. Introduction to techniques used in seed1.6, 2025. URL https://seed.bytedance.com/en/seed1_6.
- ByteDance Seed, Yuyu Zhang, Jing Su, Yifan Sun, Chenguang Xi, Xia Xiao, Shen Zheng, Anxiang Zhang, Kaibo Liu, Daoguang Zan, Tao Sun, Jinhua Zhu, Shulin Xin, Dong Huang, Yetao Bai, Lixin Dong, Chao Li, Jianchong Chen, Hanzhi Zhou, Yifan Huang, Guanghan Ning, Xierui Song, Jiaze Chen, Siyao Liu, Kai Shen, Liang Xiang, and Yonghui Wu. Seed-coder: Let the code model curate data for itself, 2025. URL <https://arxiv.org/abs/2506.03524>.
- Xingyao Wang, Boxuan Li, Yufan Song, Frank F. Xu, Xiangru Tang, Mingchen Zhuge, Jiayi Pan, Yueqi Song, Bowen Li, Jaskirat Singh, Hoang H. Tran, Fuqiang Li, Ren Ma, Mingzhang Zheng, Bill Qian, Yanjun Shao, Niklas Muennighoff, Yizhe Zhang, Binyuan Hui, Junyang Lin, Robert Brennan, Hao Peng, Heng Ji, and Graham Neubig. Openhands: An open platform for AI software developers as generalist agents. In *The Thirteenth International Conference on Learning Representations*, 2025.
- Chunqiu Steven Xia, Yinlin Deng, Soren Dunn, and Lingming Zhang. Agentless: Demystifying llm-based software engineering agents. *arXiv preprint arXiv:2407.01489*, 2024.
- An Yang, Anfeng Li, Baosong Yang, Beichen Zhang, Binyuan Hui, Bo Zheng, Bowen Yu, Chang Gao, Chengen Huang, Chenxu Lv, Chujie Zheng, Dayiheng Liu, Fan Zhou, Fei Huang, Feng Hu, Hao Ge, Haoran Wei, Huan Lin, Jialong Tang, Jian Yang, Jianhong Tu, Jianwei Zhang, Jianxin Yang, Jiayi Yang, Jing Zhou, Jingren Zhou, Junyang Lin, Kai Dang, Keqin Bao, Kexin Yang, Le Yu, Lianghao Deng, Mei Li, Mingfeng Xue, Mingze Li, Pei Zhang, Peng Wang, Qin Zhu, Rui Men, Ruize Gao, Shixuan Liu, Shuang Luo, Tianhao Li, Tianyi Tang, Wenbiao Yin, Xingzhang Ren, Xinyu Wang, Xinyu Zhang, Xuancheng Ren, Yang Fan, Yang Su, Yichang Zhang, Yinger Zhang, Yu Wan, Yuqiong Liu, Zekun Wang, Zeyu Cui, Zhenru Zhang, Zhipeng Zhou, and Zihan Qiu. Qwen3 technical report, 2025a. URL <https://arxiv.org/abs/2505.09388>.
- John Yang, Carlos E. Jimenez, Alexander Wettig, Kilian Lieret, Shunyu Yao, Karthik Narasimhan, and Ofir Press. Swe-agent: Agent computer interfaces enable software engineering language models, 2024.
- John Yang, Kilian Lieret, Carlos E. Jimenez, Alexander Wettig, Kabir Khandpur, Yanzhe Zhang, Binyuan Hui, Ofir Press, Ludwig Schmidt, and Diyi Yang. Swe-smith: Scaling data for software engineering agents, 2025b. URL <https://arxiv.org/abs/2504.21798>.

- Michihiro Yasunaga and Percy Liang. Break-it-fix-it: Unsupervised learning for program repair. In *International conference on machine learning*, pp. 11941–11952. PMLR, 2021.
- Tao Yu, Rui Zhang, Kai Yang, Michihiro Yasunaga, Dongxu Wang, Zifan Li, James Ma, Irene Li, Qingning Yao, Shanelle Roman, et al. Spider: A large-scale human-labeled dataset for complex and cross-domain semantic parsing and text-to-sql task. In *Proceedings of the 2018 Conference on Empirical Methods in Natural Language Processing*, pp. 3911–3921, 2018.
- Yi Zhan, Longjie Cui, Han Weng, Guifeng Wang, Yu Tian, Boyi Liu, Yingxiang Yang, Xiaoming Yin, Jiajun Xie, and Yang Sun. Towards database-free text-to-SQL evaluation: A graph-based metric for functional correctness. In Owen Rambow, Leo Wanner, Marianna Apidianaki, Hend Al-Khalifa, Barbara Di Eugenio, and Steven Schockaert (eds.), *Proceedings of the 31st International Conference on Computational Linguistics*, pp. 4586–4610, Abu Dhabi, UAE, January 2025. Association for Computational Linguistics. URL <https://aclanthology.org/2025.coling-main.308/>.
- Yuntong Zhang, Haifeng Ruan, Zhiyu Fan, and Abhik Roychoudhury. Autocoderover: Autonomous program improvement. In *Proceedings of the 33rd ACM SIGSOFT International Symposium on Software Testing and Analysis*, pp. 1592–1604, 2024.
- Yaowei Zheng, Richong Zhang, Junhao Zhang, Yanhan Ye, Zheyao Luo, Zhangchi Feng, and Yongqiang Ma. Llamafactory: Unified efficient fine-tuning of 100+ language models. In *Proceedings of the 62nd Annual Meeting of the Association for Computational Linguistics (Volume 3: System Demonstrations)*, Bangkok, Thailand, 2024. Association for Computational Linguistics. URL <http://arxiv.org/abs/2403.13372>.
- Victor Zhong, Caiming Xiong, and Richard Socher. Seq2sql: Generating structured queries from natural language using reinforcement learning. *arXiv preprint arXiv:1709.00103*, 2017.
- Shiyi Zhu, Jing Ye, Wei Jiang, Siqiao Xue, Qi Zhang, Yifan Wu, and Jianguo Li. CoCA: Fusing position embedding with collinear constrained attention in transformers for long context window extending. In Lun-Wei Ku, Andre Martins, and Vivek Srikumar (eds.), *Proceedings of the 62nd Annual Meeting of the Association for Computational Linguistics (Volume 1: Long Papers)*, pp. 4247–4262, Bangkok, Thailand, August 2024. Association for Computational Linguistics. doi: 10.18653/v1/2024.acl-long.233. URL <https://aclanthology.org/2024.acl-long.233/>.
- Terry Yue Zhuo, Vu Minh Chien, Jenny Chim, Han Hu, Wenhao Yu, Ratnadira Widayarsi, Imam Nur Bani Yusuf, Haolan Zhan, Junda He, Indraneil Paul, Simon Brunner, Chen GONG, James Hoang, Armel Randy Zebaze, Xiaoheng Hong, Wen-Ding Li, Jean Kaddour, Ming Xu, Zhihan Zhang, Prateek Yadav, Naman Jain, Alex Gu, Zhoujun Cheng, Jiawei Liu, Qian Liu, Zijian Wang, David Lo, Binyuan Hui, Niklas Muennighoff, Daniel Fried, Xiaoning Du, Harm de Vries, and Leandro Von Werra. Bigcodebench: Benchmarking code generation with diverse function calls and complex instructions. In *The Thirteenth International Conference on Learning Representations*, 2025. URL <https://openreview.net/forum?id=YrycTjllL0>.

APPENDIX

| | | |
|----------|--|-----------|
| A | Use of LLMs | 16 |
| B | Background of ETL SQL debugging. | 16 |
| C | Seed Data Curation | 16 |
| D | Experimental Settings | 17 |
| D.1 | Evaluation | 17 |
| D.2 | LLMs | 18 |
| D.3 | Baselines | 18 |
| D.4 | Dataset | 20 |
| D.5 | Hyperparameters | 20 |
| D.6 | Experimental Environments | 20 |
| E | Additional Experimental Results | 20 |
| E.1 | Additional Analysis of SFT Performance on Squirrel Benchmark | 20 |
| F | Limitations | 21 |
| G | Case Study | 22 |
| H | SQL Bug Taxonomy | 23 |
| H.1 | Bug Distribution of Squirrel-Semantic | 23 |
| H.2 | Bug Distribution of Squirrel-Syntax | 23 |
| I | Examples | 25 |
| I.1 | Squirrel-Syntax Example | 25 |
| I.2 | Squirrel-Semantic Example | 26 |
| J | Prompts Template | 27 |
| J.1 | Enterprise-level SQL Scripts Generation Prompts | 27 |
| J.2 | Issue SQL Construction Prompts | 28 |
| J.3 | Benchmark Evaluation Prompt | 31 |
| J.4 | Agent Prompt | 32 |

A USE OF LLMs

We claim the following regarding the use of LLMs in this work: (1) Claude-4-Sonnet was used for data construction; details are provided in Section 3, with prompts listed in Appendix J. (2) LLMs were employed for evaluation on the benchmark introduced in this paper; the specific models are listed in Appendix D.2. (3) LLMs were used during manuscript preparation solely for text polishing and refinement. (4) We used Cursor for programming assistance; however, all code was manually reviewed. We further claim that all core ideas and intellectual contributions were developed exclusively by the authors, without input from any LLM.

B BACKGROUND OF ETL SQL DEBUGGING.

Our benchmark targets industrial Extract–Transform–Load (ETL) workloads, which differ substantially from traditional Text-to-SQL or analytics-oriented SQL generation. We summarize the key distinctions below.

Task objectives and nature. ETL is primarily a data engineering task focused on preparing, transforming, and integrating raw data into a clean and consistent warehouse for downstream consumption. The goal is reliable data production rather than interactive analysis. In contrast, Data Analysis / Text-to-SQL tasks aim to explore existing datasets and answer analytical questions. These tasks resemble the work of data analysts: flexible, insight-driven, and focused on extracting knowledge from already-curated data rather than producing new datasets.

Data scale and operations. ETL pipelines operate on full-scale production data. For example, computing daily active users may require scanning and joining hundreds of millions of raw event records. The dominant SQL operations involve `INSERT`, `UPDATE`, `DELETE`, and `MERGE`, reflecting an emphasis on data movement, reshaping, and materialization. By contrast, Data Analysis / Text-to-SQL workloads typically query curated warehouse tables using complex `SELECT` statements that return relatively small result sets—reports, leaderboards, or summary statistics. These tasks focus on the correctness of the query output rather than on large-scale data transformation.

C SEED DATA CURATION

Source of Seed Enterprise-level SQL Scripts. Enterprise SQL scripts are typically proprietary and thus rarely accessible for research. To construct our seed dataset, we mine production SQL scripts executed on our internal data platform, which supports tens of thousands of developers daily. Because Hive/Spark SQL is the dominant dialect in this environment, the resulting seed data naturally reflects this syntax. All collected scripts are fully de-identified prior to processing.

Filtering and Validation of Seed SQL Scripts. To ensure both quality and representativeness, we apply a multi-stage filtering and validation pipeline. First, we perform representativeness filtering as described in Section 3.1, selecting scripts based on structural complexity, length, and feature usage to ensure that the seeds are non-trivial and reflective of real enterprise workloads. Second, we apply correctness validation: (1) production execution logs confirm that each script has successfully run in the online environment, and (2) all scripts are further validated using the TQS tool, which performs pseudo-execution to detect syntax errors and verify schema-level semantics. (A detailed description of TQS is provided in Appendix D.1.3.)

Source of SQL Bug Taxonomy. To construct the SQL bug taxonomy, we analyze a corpus of production logs and select 268 representative samples for detailed manual inspection. Three domain experts—each with more than three years of professional experience in SQL analysis and data quality verification—annotate these logs over a two-week period. The error categories identified in these annotations form the basis of the final SQL Bug Taxonomy.

D EXPERIMENTAL SETTINGS

D.1 EVALUATION

D.1.1 CHALLENGES IN EXECUTION-BASED EVALUATION

Evaluating enterprise SQL generation and debugging systems presents several unique challenges. *First*, conventional execution-based accuracy—where correctness is determined by comparing a program’s output to a reference—is often impractical in production environments. This is due to two primary constraints: (1) **Security and Privacy**: Production databases typically contain proprietary or sensitive data, making arbitrary code execution infeasible; (2) **Efficiency**: Executing complex SQL scripts on large-scale production datasets is computationally expensive and time-consuming. *Second*, correctness is not binary. Unlike in standardized benchmarks, real-world SQL debugging admits multiple valid solutions. A repair can be correct through various syntactic paths or logical approaches. *Third*, string-based metrics are a poor proxy for quality. Comparing predicted SQL to a reference string ignores functional equivalence. Therefore, a robust evaluation framework must balance efficiency and accuracy while reliably reflecting SQL quality in real-world problem-solving.

D.1.2 EVALUATION METRICS

To address challenges in SQL debugging evaluation, we introduce an execution-free evaluation methodology based on three complementary metrics.

Exact Match Score (EM). This metric provides a strict, reproducible measure of syntactic correctness by comparing the predicted SQL string directly against the reference:

$$\text{EM} = \frac{1}{N} \sum_{i=1}^N \mathbf{1}[\hat{q}_i = q_i] \quad (5)$$

where \hat{q}_i is the predicted SQL, q_i is the reference SQL, and $\mathbf{1}[\cdot]$ is the indicator function. While stringent, EM serves as a clear lower bound on model performance.

Graph Match Score (GM). To assess the semantic equivalence of SQL queries, we represent each query as an optimized abstract syntax tree, illustrated in Figure 6. Each node corresponds to a logical relational operator (e.g., *Join*, *Project*, *Filter*), and the hierarchical structure encodes operator dependencies and execution order. We use Apache Calcite (Begoli et al., 2018) to compile SQL queries into its canonical intermediate representation. Calcite applies a suite of logical rewrites—such as operator reordering and clause simplification—to produce normalized logical plans that are robust to superficial syntactic differences. This intermediate form also encodes both control and data dependencies as edges, yielding graph structures that capture deeper aspects of query semantics. These enriched graphs enable more faithful comparison and interpretation of SQL behavior. The GM score is computed by performing graph isomorphism over the normalized representations. This allows our method to detect semantic equivalence even when queries differ substantially in surface form:

$$\text{GM} = \frac{1}{N} \sum_{i=1}^N \mathbf{1}[\text{Graph}(\hat{q}_i) \cong \text{Graph}(q_i)] \quad (6)$$

where \cong denotes graph isomorphism. This approach recognizes semantically equivalent codes that may differ syntactically.

Modify Better Score (MB). For iterative debugging scenarios, absolute correctness is insufficient; we must measure progressive improvement. The MB metric evaluates whether a prediction moves closer to the correct solution by comparing AST edit distances:

$$\text{MB} = \frac{1}{N} \sum_{i=1}^N \mathbf{1}[d(\hat{q}_i, q_i) < d(b_i, q_i)] \quad (7)$$

where $d(\cdot, \cdot)$ denotes normalized AST edit distance, \hat{q}_i is the predicted repair, q_i is the reference SQL, and b_i is the original buggy query. This metric specifically assesses a model’s capacity for incremental repair in debugging workflows.

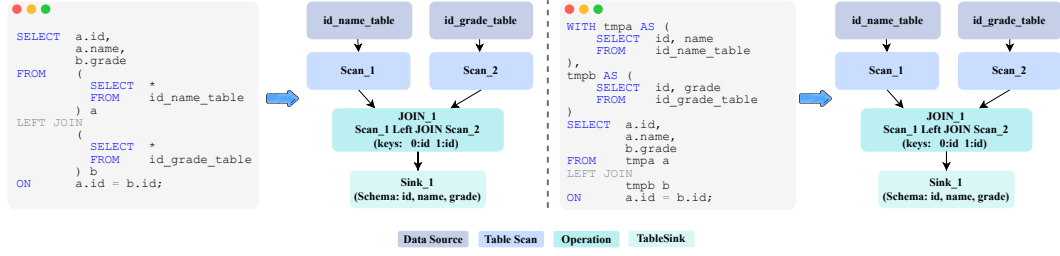


Figure 6: Illustration of Graph Match Score. Although the left and right SQL snippets differ syntactically, their optimized abstract syntax trees are structurally identical. Graph matching evaluates semantic equivalence through tree isomorphism.

Together, these metrics provide a comprehensive evaluation framework that balances efficiency, reproducibility, and semantic understanding while avoiding the practical limitations of execution-based assessment.

D.1.3 EXECUTION-BASED VALIDATION

The earlier discussion on the impracticality of execution accuracy may appear to conflict with the execution checks referenced in this paper. To clarify, all execution-based validation in our work is strictly non-executive—that is, we do not run SQL scripts against a live engine. Instead, we rely on TQS, an enterprise-grade SQL quality validation tool built on Apache Calcite, which performs comprehensive static analysis, including **syntax and semantic checks** to ensure scripts are syntactically valid and logically well-formed, as well as **schema and column validation** to confirm that all referenced tables and fields exist in the physical schema. This static-analysis approach provides rigorous error detection during development while avoiding the practical limitations associated with true execution-based evaluation.

D.2 LLMs

This study ensures a robust evaluation by leveraging a diverse set of LLMs, encompassing both open-source and proprietary architectures to cover a broad range of capabilities. The evaluated models are as follows:

Open-Source Models

- **DeepSeek Series:** DeepSeek-R1-0528 (DeepSeek-AI, 2025b), DeepSeek-V3-0324 (DeepSeek-AI, 2025a), Deepseek-V3.1
- **Qwen Series:** Qwen-2.5-Instruct, Qwen-2.5-Coder (Hui et al., 2024), Qwen-3-235B-A22B-Instruct-2507 (Yang et al., 2025a), Qwen-3-Coder-480B-A35B-Instruct (Qwen, 2025), QwQ-32B
- **Specialized Code Models:** Seed-Coder-8B (Seed et al., 2025), OmniSQL-32B (Li et al., 2025a)

Close-Source Models

- **Anthropic:** Claude-Sonnet-4 (Anthropic, 2025)
- **OpenAI:** GPT-4o-mini-2024-07-18, GPT-4o-2024-11-20 (OpenAI, 2024), GPT-4.1 (OpenAI, 2025), o3-mini (OpenAI, 2025), o1-Preview, GPT-5
- **Google:** Gemini 2.5 Pro (Gemini, 2025)
- **Moonshot AI:** Kimi-K2 (Kimi-Team, 2025)
- **ByteDance:** Doubao family (Doubao-Seed-1.6, Doubao-Seed-1.6-flash, Doubao-Seed-1.6-thinking) (Seed, 2025)

D.3 BASELINES

D.3.1 SFT BASELINES

We propose three distinct supervised fine-tuning (SFT) methods as baselines.

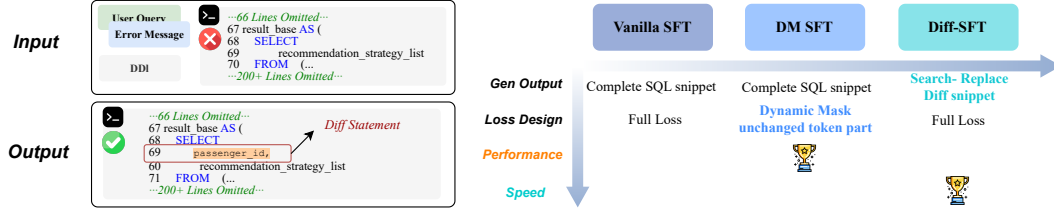


Figure 7: Illustration of three distinct supervised fine-tuning (SFT) methods.

Vanilla SFT. This is the standard sequence-to-sequence fine-tuning approach. The model takes as input the error message, the DDL, and the issue SQL, and is trained to generate the complete, corrected reference SQL. While simple, this method establishes a fundamental baseline for performance.

DM-SFT (Dynamic-Masked SFT). In enterprise SQL debugging, the differences between an issue SQL and its reference SQL are often minimal within lengthy code snippets. Consequently, Vanilla SFT models can rapidly reduce loss by learning to copy the large, unchanged portions of the input, potentially failing to focus on the critical, erroneous segments. To mitigate this, we adopt Dynamic-Masked SFT (DM-SFT) (Duan et al., 2024), which randomly masks the loss calculation for 50% of the tokens that are identical between the input and output. By increasing the loss contribution of the changed tokens, this method encourages the model to prioritize learning the necessary edits.

Diff-SFT. Generating the complete SQL code significantly increases inference overhead. We propose an alternative method that outputs only a "diff" snippet, framing the task as a search-and-replace operation. The model's objective is to identify the erroneous code segment in the input and generate the corresponding corrected snippet.

D.3.2 AGENT BASELINES

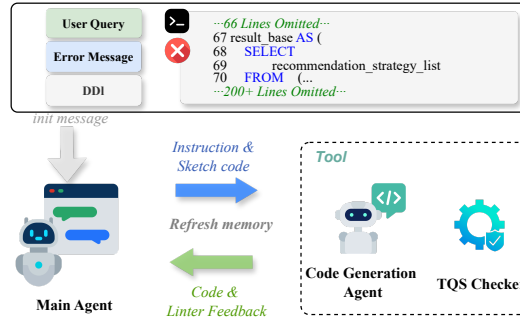


Figure 8: Overview of the agentic method, which consists of a main agent, a code-generation sub-agent, and a TQS checker tool. The *main agent* observes the error message and the issued SQL, analyzes the cause of the failure and the required modification, and generates a code-editing instruction for the code generation sub-agent. The *code generation sub-agent* applies the instruction to modify the code; the updated code is automatically passed through a TQS checker to detect errors, and the resulting code and lint feedback are used to update the main agent's memory. This iterative loop continues until the main agent determines that all necessary modifications have been completed.

As illustrated in Figure 8, we design an **agentic framework** that coordinates multiple specialized components to iteratively refine generated SQL queries and resolve execution failures. The framework consists of three modules: a main agent, a code-generation sub-agent, and a TQS tool.

The main agent serves as the central controller. It receives the error message and the proposed SQL code for the issue from the previous iteration. Based on these inputs, it analyzes the underlying cause of failure, identifies the modifications required to fix the issue, and produces a structured instruction describing the intended code change. This instruction is sent to the code-generation sub-agent. The code-generation sub-agent performs the actual code editing. It interprets the modification instruction and updates the SQL sketch code accordingly. Once the revision is complete, the generated code

is automatically processed by a TQS checker, which detects syntax errors, style violations, and structural inconsistencies. The resulting code and lint feedback are then incorporated into the main agent’s memory. This interaction forms an iterative correction loop. The main agent continuously observes the updated code and diagnostic feedback, issuing refined modification instructions until it concludes that the SQL query is correct and no further edits are required.

D.4 DATASET

Our training dataset consists of three components:

- **Reverse-engineered data:** We manually injected bugs into correct SQL queries collected from production logs, yielding a total of 2,015 samples.
- **Log-mined data:** We extracted erroneous SQL queries and their associated error messages from online execution logs. For each instance, the reference SQL was manually written and validated by domain experts, resulting in 1,971 samples.
- **Synthetic data:** We generated additional samples from the BIRD (Li et al., 2024) and Spider (Yu et al., 2018) Text-to-SQL datasets to expand the SFT data, producing 1,054 samples.

D.5 HYPERPARAMETERS

Fine-tuning. For self-supervised fine-tuning, models are trained for 5 epoch with a learning rate of $1e-5$ and a per device batch size of 64. We employed the AdamW optimizer and a cosine learning rate scheduler with a warm-up phase corresponding to 3% of the total training steps.

Evaluation. Following Yang et al. (2024); Chen et al. (2024), we use a temperature of 0.0 for deterministic action decoding and input truncation to manage context length.

D.6 EXPERIMENTAL ENVIRONMENTS

All experiments are conducted on 32 NVIDIA H20 GPUs. Our code primarily relies on Python 3.12 and PyTorch 2.7.0. Models are self-supervised fine-tuned with LLaMA-Factory (Zheng et al., 2024)², and inference is performed with vLLM (Kwon et al., 2023).

E ADDITIONAL EXPERIMENTAL RESULTS

E.1 ADDITIONAL ANALYSIS OF SFT PERFORMANCE ON SQUIRREL BENCHMARK

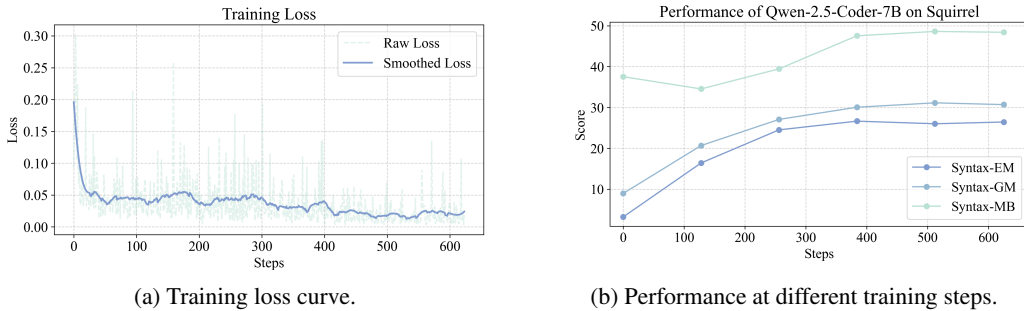


Figure 9: Analysis of Qwen-2.5-Coder-7B Vanilla SFT on Squirrel Benchmark, showing corresponding training loss and step-wise performance.

Rapid loss decay in SQL debugging fine-tuning. Figure 9a illustrates that the training loss quickly drops below 0.05 within a few steps, approaching zero. This behavior arises because the constructed SQL debugging parallel data contain inputs with error messages and issue SQL statements, and outputs with the corrected SQL. In most cases, only a small portion of tokens differ between the input and output. Consequently, the model primarily copies tokens from the input, leading to extremely

²<https://github.com/hiyouga/LLaMA-Factory.git>

low training loss. When the majority of output tokens carry minimal information, the model tends to ignore the truly informative segments that require correction.

Performance improves with increased training steps. Figure 9b shows that as training progresses, model performance steadily improves, particularly during the early steps. Beyond approximately 400 training steps, the gains become marginal, indicating diminishing returns. This trend suggests that while additional in-domain training helps, the benefit of further fine-tuning eventually saturates.

F LIMITATIONS

This work introduces a benchmark for enterprise SQL debugging, providing a foundation for future research in software engineering. However, several limitations remain.

First, the synthetic nature of the benchmark. Although the dataset is automatically generated by LLMs, we manually inspected and cross-validated cases that all models failed (detailed in Section 3.4). Nevertheless, undetected artifacts may still exist. Developing more robust automated validation methods is an important direction for future work.

Second, constraints of the evaluation framework. Our rule-based, execution-free evaluation combines exact match, graph match, and edit-direction criteria (detailed in Appendix D.1.2). While effective for debugging scenarios where minimal and precise fixes are expected, this approach is inherently limited by its reliance on reference solutions. For more semantic tasks in which solutions may vary widely, a more flexible and semantics-aware evaluation methodology is needed. We identify this as an area for improvement.

Third, the limited SQL dialect coverage. Squirrel Benchmark is currently built on Hive/Spark SQL, one of the most widely adopted dialects in large-scale enterprise data infrastructures. Although broader dialect coverage would be valuable, our construction methodology is fundamentally dialect-agnostic, allowing datasets to be synthesized for other SQL dialects. Future iterations will explore additional dialect-synthesis approaches or leverage automated SQL translation tools (e.g., SQLGlue³) to expand the benchmark’s coverage.

³<https://github.com/ddkang/sqlglue>

G CASE STUDY

| | | | |
|-----------------------|-------------------------------------|--|---------------------------------------|
| Error Message: | | org.apache.calcite.sql.parser.SqlParseException: Encountered "AS" at line 14, column 54. Was expecting one of: ")" ... "MULTISET" ... "ARRAY" ... | |
| Predict SQL | | Preference SQL | |
| 21 | SELECT attorney_id, | 21 | SELECT attorney_id, |
| 22 | case_type_id, | 22 | case_type_id, |
| 23 | CAST(consultation_revenue_7d * 100 | 23+ | CAST(consultation_revenue_7d * 100 AS |
| 24 | AS BIGINT) AS consultation_revenue, | + | BIGINT) AS consultation_revenue, |
| | consultation_bookings_7d AS | 24 | consultation_bookings_7d AS |
| | consultation_bookings, | | consultation_bookings, |

Figure 10: **Model Hallucination:** After modifying the code according to the error message, the model also inserted an extra “)” in similar fragments, which caused the fix to fail.

| | | | |
|--|--|--|--|
| Error Type: | Level 1 Error Type | Level 2 Error Type | Level 3 Error Type |
| | Query Validation & Rules | Subquery Scope | Outer query references alias not visible in subquery |
| Error Message: org.apache.calcite.runtime.CalciteContextException:: at line 233:37: Table 'b' not found | | | |
| | | | |
| Issue SQL | | Predict SQL | Reference SQL |
| 232 FROM (| 232 FROM (| 232 FROM (| 232 FROM (|
| 233 SELECT DISTINCT product_id, | 233 SELECT DISTINCT product_id, | 233 SELECT DISTINCT product_id, | 233 SELECT DISTINCT product_id, |
| 234 last_premium_entry_date, | 234 last_premium_entry_date, | 234 last_premium_entry_date, | 234 last_premium_entry_date, |
| 235 last_vendor_partnership_date, | 235 last_vendor_partnership_date, | 235 last_vendor_partnership_date, | 235 last_vendor_partnership_date, |
| 236 first_premium_entry_date, | 236 first_premium_entry_date, | 236 first_premium_entry_date, | 236 first_premium_entry_date, |
| 237 first_vendor_partnership_date | 237 first_vendor_partnership_date | 237 first_vendor_partnership_date | 237 first_vendor_partnership_date |
| 238 FROM (| 238 FROM (| 238 FROM (| 238 FROM (|
| 239 SELECT product_id, | 239 SELECT product_id, | 239 SELECT product_id, | 239 SELECT product_id, |
| 240 last_premium_entry_date, | 240 last_premium_entry_date, | 240 last_premium_entry_date, | 240 last_premium_entry_date, |
| 241 last_vendor_partnership_date, | 241 last_vendor_partnership_date, | 241 last_vendor_partnership_date, | 241 last_vendor_partnership_date, |
| 242 first_premium_entry_date, | 242 first_premium_entry_date, | 242 first_premium_entry_date, | 242 first_premium_entry_date, |
| 243 first_vendor_partnership_date | 243 first_vendor_partnership_date | 243 first_vendor_partnership_date | 243 first_vendor_partnership_date |
| 244 FROM t_vendor_partnership_time | 244 FROM t_vendor_partnership_time | 244 FROM t_vendor_partnership_time | 244 FROM t_vendor_partnership_time |
| 245 UNION ALL | 245 UNION ALL | 245 UNION ALL | 245 UNION ALL |
| 246 SELECT product_id, | 246 SELECT product_id, | 246 SELECT product_id, | 246 SELECT product_id, |
| 247 last_premium_entry_date, | 247 last_premium_entry_date, | 247 last_premium_entry_date, | 247 last_premium_entry_date, |
| 248 last_vendor_partnership_date, | 248 last_vendor_partnership_date, | 248 last_vendor_partnership_date, | 248 last_vendor_partnership_date, |
| 249 first_premium_entry_date, | 249 first_premium_entry_date, | 249 first_premium_entry_date, | 249 first_premium_entry_date, |
| 250 first_vendor_partnership_date | 250 first_vendor_partnership_date | 250 first_vendor_partnership_date | 250 first_vendor_partnership_date |
| 251 FROM fake_base_test_retail_product_promotion_analytics | 251 FROM fake_base_test_retail_product_promotion_analytics | 251 FROM fake_base_test_retail_product_promotion_analytics | 251 FROM fake_base_test_retail_product_promotion_analytics |
| 252 WHERE date_partition BETWEEN '20221101' AND '20221131' | 252 WHERE date_partition BETWEEN '20221101' AND '20221131' | 252 WHERE date_partition BETWEEN '20221101' AND '20221131' | 252 WHERE date_partition BETWEEN '20221101' AND '20221131' |
| 253 AND b.product_id IS NOT NULL | 253 AND b.product_id IS NOT NULL | 253 AND b.product_id IS NOT NULL | 253 AND b.product_id IS NOT NULL |
| 254) | 254) | 254) | 254) |
| 255) b | 255) | 255) | 255) |

Figure 11: **Long Context Reasoning Limitation:** The error code uses a non-existent table b (which is usually an alias for a longer table name in SQL), but the model fail to detect this error during the repair process.

H SQL BUG TAXONOMY

H.1 BUG DISTRIBUTION OF SQUIRREL-SEMANTIC

Table 3: Error type distribution in Squirrel-Semantic

| Level 1 Error Type | Level 2 Error Type | Level 3 Error Type | Count |
|-------------------------|-----------------------|--|-------|
| Semantics & Logic | Aggregate Logic | Using COUNT(column) instead of COUNT(*) and misunderstanding NULL exclusion | 43 |
| | | Using SUM()/AVG() on a column with NULLs without COALESCE | 27 |
| | Join Logic | JOIN condition placed in WHERE clause (accidental CROSS JOIN) | 41 |
| | | Failing to handle NULLs in JOIN keys (causing rows to disappear) | 13 |
| | | Missing condition causing Cartesian product | 2 |
| | Boolean & Logic | Three-valued logic error: NOT (a = b) not equivalent to a != b when NULLs present | 14 |
| | | Improper Boolean usage (e.g., WHERE col = TRUE) | 9 |
| | NULL Handling | NULL compared with = (should use IS NULL) | 33 |
| | | Confusion between IS NULL and =NULL | 2 |
| | Window Function Logic | Using RANK() instead of ROW_NUMBER() or DENSE_RANK() leading to duplicates/skips | 31 |
| | | Incorrect partitioning/ordering in window function leading to wrong row assignment | 4 |
| | Subquery Scope | Misplaced LIMIT inside subquery affecting outer results | 3 |
| | | Correlated subquery missing correlation condition | 2 |
| Functions & Expressions | JOIN Logic | Missing condition causing Cartesian product | 12 |
| | | Wrong join key used inside nested subquery | 2 |
| | Set Operations | UNION vs. UNION ALL misuse (unintended deduplication) | 55 |
| | Date/Time Logic | Confusion between DATE, TIMESTAMP, and INTERVAL types | 23 |
| | Pattern Matching | Incorrect LIKE usage | 2 |
| | Separator Rule | collect_set/concat_ws separator uses semicolon | 54 |
| | Function Semantics | Misunderstanding the empty handling of aggregate functions | 1 |
| | GROUP BY Extensions | Misuse of ROLLUP / CUBE | 14 |
| | | Rollup/Cube/Grouping Sets producing unexpected super-aggregate rows | 3 |
| | | Grouping by a functionally dependent column unnecessarily | 17 |
| | | Rollup/Cube/Grouping Sets producing unexpected super-aggregate rows | 4 |
| Joins & Grouping | JOIN Type Selection | Using INNER JOIN when LEFT JOIN is needed (loss of data) | 64 |
| | Correctness | Duplicate rows due to many-to-many join not being accounted for | 1 |
| | | Incorrect output data | 1 |
| | Result & Quality | | |
| Types & Data Formats | Implicit Casting | Implicit cast changing semantics (e.g., string to number) | 15 |
| | Data Format | Misused format placeholder | 1 |
| Identifiers & Objects | Qualification | Qualifying a column with the wrong table alias in a complex join | 22 |

H.2 BUG DISTRIBUTION OF SQUIRREL-SYNTAX

Table 4: Error type distribution in Squirrel-Syntax

| Level 1 Error Type | Level 2 Error Type | Level 3 Error Type | Count |
|------------------------------------|--|---|---------|
| Functions & Expressions | Parameter Completeness | Missing parameter for explode | 15 |
| | | Incorrect explode parameter | 9 |
| | | explode(map) requires two aliases | 2 |
| | | date.add missing parameter (also typo data.add) | 2 |
| | | array_contains wrong argument type | 1 |
| | Parameter Type | get_json_object wrong argument type | 4 |
| | | array_contains wrong argument type | 3 |
| | | from_json wrong argument type | 1 |
| | LATERAL VIEW Required | Missing LATERAL VIEW Missing alias for LATERAL VIEW function output | 94 1 |
| | Date Difference | datadiff argument/typo error | 5 |
| Type Conversion | Multiple AS in CAST | 15 | |
| Nesting Limit | Aggregate expressions cannot be nested | 2 | |
| Separator Rule | collect_set/concat_ws separator uses semicolon | 11 | |
| Date/Time | to_unix_timestamp typo | 1 | |
| Function Spelling | concat_ws typo | 1 | |
| Query Validation & Rules | CASE Expression | Missing END or THRN in CASE WHEN | 72 |
| | | Multiple END in CASE WHEN | 4 |
| | Conditional Logic | Missing argument in IN | 7 |
| | | IN subquery returns multiple columns | 1 |
| | Window Functions | Window function misused with GROUP BY | 3 |
| | | Window function used inside WHERE/HAVING | 3 |
| | | Window function frame clause misuse (e.g., ROWS BETWEEN error) | 1 |
| | Subquery Scope | Outer query references alias not visible in subquery | 2 |
| | Aggregation & Subquery | SELECT list contains non-aggregated column not in GROUP BY | 62 |
| Pattern Matching | Incorrect LIKE usage | 2 | |
| Aggregate Usage | Aggregate function in SELECT without GROUP BY | 1 | |
| Boolean & NULL | NULL compared with = (should use IS NULL) | 2 | |
| Grammar & Structure | Clause Structure | Incorrect clause ordering - JOIN after WHERE | 7 |
| | | Invalid SELECT clause syntax with subquery | 6 |
| | | Missing SELECT before FROM clause | 5 |
| | | Multiple WHERE | 4 |
| | | Missing partition conditions in WHERE clause | 3 |
| | | Missing logical connector in WHERE | 26 |
| | | Non-query expression in illegal context | 3 |
| | | Missing FROM clause | 2 |
| | | Column count mismatch in UNION | 1 |
| | CTE/View | WITH AS not first | 26 |
| | | Unnecessary WITH AS | 13 |
| | | Trailing comma after last view | 23 |
| | Keywords & Operators | Keyword spelling error | 3 |
| | | Space in != | 2 |
| Missing IN keyword | | 2 | |
| Statement Ending | Extra trailing statements | 4 | |
| Parentheses / Brackets | Missing closing parenthesis | 5 | |
| Alias / AS | Redundant AS | 3 | |
| SELECT List | Missing column list after SELECT | 1 | |
| Identifiers & Objects | Variables/Placeholders | Variable error | 13 |
| | | Missing partition conditions in DELETE statement | 2 |
| | | Partition column comparison with numeric type not allowed | 2 |
| | Ambiguous References | Column exists in multiple tables but alias omitted | 8 |
| | | Ambiguous alias in nested subquery with same column name | 1 |
| | Schema/Object | Field/Table does not exist | 11 |
| Missing partition query conditions | | 2 | |
| Naming/Alias | Duplicate names (column/alias) | 5 | |
| Joins & Grouping | GROUP BY | Missing grouping column | 14 |
| | | Missing HAVING clause for aggregate filtering | 1 |
| | JOIN Ambiguity | Missing condition causing Cartesian product | 6 |
| | | Missing table prefix for duplicate column names in join | 35 |
| Nested Joins | Ambiguous column reference due to multiple levels of alias | 1 | |
| Punctuation & Formatting | Punctuation/Parentheses | Punctuation error | 49 |
| | | Incorrect quote type for column alias with special characters | 4 |
| | | Missing semicolon between statements | 5 |
| DML & DDL | Insert Statement | Insert error | 37 |
| | | Mismatched column count | 5 |
| | Create Table Statement | Table creation error | 10 |
| Compatibility/Dialect | Function Differences | TRANSFORM with lambda expression not supported in Hive wm_concat function not supported in the current SQL dialect | 3 1 |
| Types & Data Formats | Type System | Type mismatch | 16 |
| | Date/Time | to_unix_timestamp typo | 2 |

I EXAMPLES

I.1 SQUIRREL-SYNTAX EXAMPLE

org.apache.calcite.runtime.CalciteContextException:: from line 139, column 37 to line 139, column 48: Column 'passenger_id' not found in table 'result_base'

| correct SQL | Issue SQL |
|--|---|
| <pre> [omit 50 Lines] retention_pipeline AS (SELECT encrypted_contact, device_identifier, passenger_id, recommendation_timestamp, journey_score, traveler_profile_id, passenger_id_collection, device_id_collection, is_selected, rejection_reason, recommendation_strategy_list, 'retention_pipeline' AS data_source FROM base WHERE is_retained = '1'), result_base AS (SELECT passenger_id FROM recommendation_strategy_list (SELECT passenger_id, MAX(journey_score) AS journey_score, COLLECT_SET(data_source) AS recommendation_strategy_list FROM (SELECT encrypted_contact, device_identifier, recommendation_timestamp, journey_score, traveler_profile_id, passenger_id_collection, device_id_collection, is_selected, rejection_reason, recommendation_strategy_list, data_source FROM recommendation_model UNION ALL SELECT encrypted_contact, device_identifier, recommendation_timestamp, journey_score, traveler_profile_id, passenger_id_collection, device_id_collection, is_selected, rejection_reason, recommendation_strategy_list, data_source FROM retention_pipeline) GROUP BY passenger_id) ORDER BY journey_score DESC LIMIT 20000), result AS (SELECT encrypted_contact, device_identifier, passenger_id, recommendation_timestamp, journey_score, traveler_profile_id, passenger_id_collection, device_id_collection, 0 AS is_test_user, recommendation_strategy_list FROM (SELECT base.encrypted_contact, result_base.recommendation_strategy_list, base.device_identifier, base.passenger_id, base.recommendation_timestamp, base.journey_score, base.traveler_profile_id, base.passenger_id_collection, base.device_id_collection, result_base FROM base JOIN result_base ON result_base.passenger_id = base.passenger_id)), experiment_mapping AS (SELECT passenger_id, CAST(CAST(conv(substr(MD5(CAST(passenger_id AS STRING)), -15, 16, 10) AS BIGINT) % 2 AS BIGINT) AS experiment_group_label FROM (SELECT passenger_id FROM result GROUP BY passenger_id)) INSERT OVERWRITE TABLE fake_base.test.passenger_journey_recommendations PARTITION(process_date = '\${date}', model_version = 'v2') SELECT result.*, experiment_mapping.experiment_group_label, concat('\${DATE}', '-', '\${DAYS}') AS active_period FROM result LEFT JOIN experiment_mapping ON result.passenger_id = experiment_mapping.passenger_id </pre> | <pre> [omit 50 Lines] retention_pipeline AS (SELECT encrypted_contact, device_identifier, passenger_id, recommendation_timestamp, journey_score, traveler_profile_id, passenger_id_collection, device_id_collection, is_selected, rejection_reason, recommendation_strategy_list, 'retention_pipeline' AS data_source FROM base WHERE is_retained = '1'), result_base AS (SELECT recommendation_strategy_list FROM (SELECT passenger_id, MAX(journey_score) AS journey_score, COLLECT_SET(data_source) AS recommendation_strategy_list FROM (SELECT encrypted_contact, device_identifier, recommendation_timestamp, journey_score, traveler_profile_id, passenger_id_collection, device_id_collection, is_selected, rejection_reason, recommendation_strategy_list, data_source FROM recommendation_model UNION ALL SELECT encrypted_contact, device_identifier, recommendation_timestamp, journey_score, traveler_profile_id, passenger_id_collection, device_id_collection, is_selected, rejection_reason, recommendation_strategy_list, data_source FROM retention_pipeline) GROUP BY passenger_id) ORDER BY journey_score DESC LIMIT 20000), result AS (SELECT encrypted_contact, device_identifier, passenger_id, recommendation_timestamp, journey_score, traveler_profile_id, passenger_id_collection, device_id_collection, 0 AS is_test_user, recommendation_strategy_list FROM (SELECT base.encrypted_contact, result_base.recommendation_strategy_list, base.device_identifier, base.passenger_id, base.recommendation_timestamp, base.journey_score, base.traveler_profile_id, base.passenger_id_collection, base.device_id_collection, result_base FROM base JOIN result_base ON result_base.passenger_id = base.passenger_id)), experiment_mapping AS (SELECT passenger_id, CAST(CAST(conv(substr(MD5(CAST(passenger_id AS STRING)), -15, 16, 10) AS BIGINT) % 2 AS BIGINT) AS experiment_group_label FROM (SELECT passenger_id FROM result GROUP BY passenger_id)) INSERT OVERWRITE TABLE fake_base.test.passenger_journey_recommendations PARTITION(process_date = '\${date}', model_version = 'v2') SELECT result.*, experiment_mapping.experiment_group_label, concat('\${DATE}', '-', '\${DAYS}') AS active_period FROM result LEFT JOIN experiment_mapping ON result.passenger_id = experiment_mapping.passenger_id </pre> |

Figure 12: The example of Squirrel-Syntax, where an explicit error message exists.

I.2 SQUIRREL-SEMANTIC EXAMPLE

In the original table, passenger_id is not a unique key. Could you help me check why the output contains a large number of duplicate rows? Please fix the bug.

```
-- 60+ Lines Omitted.
result_base AS (
  SELECT
    recommendation_strategy_list
  FROM (
    SELECT passenger_id,
           MAX(journey_score) AS journey_score,
           COLLECT_SET(data_source)
    AS recommendation_strategy_list
    FROM (
      SELECT
        encrypted_contact,
        device_identifier,
        passenger_id,
        recommendation_timestamp,
        journey_score,
        traveler_profile_id,
        passenger_id_collection,
        device_id_collection,
        is_selected,
        rejection_reason,
        recommendation_strategy_list,
        data_source
      FROM recommendation_model
      UNION ALL
      SELECT
        encrypted_contact,
        device_identifier,
        passenger_id,
        recommendation_timestamp,
        journey_score,
        traveler_profile_id,
        passenger_id_collection,
        device_id_collection,
        is_selected,
        rejection_reason,
        recommendation_strategy_list,
        data_source
      FROM retention_pipeline
    )
    GROUP BY
      passenger_id
  )
  ORDER BY
    journey_score DESC
  LIMIT 200000
), result AS (
  SELECT
    encrypted_contact,
    device_identifier,
    passenger_id,
    recommendation_timestamp,
    journey_score,
    traveler_profile_id,
    passenger_id_collection,
    device_id_collection,
    0 AS is_test_user,
    recommendation_strategy_list
  FROM (
    SELECT
      base.encrypted_contact,
      result_base.recommendation_strategy_list,
      base.device_identifier,
      base.passenger_id,
      base.recommendation_timestamp,
      base.journey_score,
      base.traveler_profile_id,
      base.passenger_id_collection,
      base.device_id_collection
    FROM
      result_base
    JOIN
      base
    ON
      result_base.passenger_id = base.passenger_id
  )
),
experiment_mapping AS (
  SELECT
    passenger_id,
    CAST(
      CAST(
        conv(
          substr(
            md5(CAST(passenger_id AS STRING)),
            -15
          ),
          16,
          10
        ) AS BIGINT
      ) % 2 AS BIGINT
    ) AS experiment_group_label
  FROM (
    SELECT
      passenger_id
    FROM
      result
    GROUP BY
      passenger_id
  )
)
INSERT OVERWRITE TABLE fake_base_test.passenger_journey_recommendations
PARTITION(processing_date = '${date}', model_version = 'v2')
SELECT
  result.*,
  experiment_mapping.experiment_group_label,
  concat('${DATE+2}', '-', '${DATE+8}') AS active_period
FROM
  result
LEFT JOIN
  experiment_mapping
ON
  result.passenger_id = experiment_mapping.passenger_id
```

```
-- 60+ Lines Omitted.
result_base AS (
  SELECT
    recommendation_strategy_list
  FROM (
    SELECT passenger_id,
           MAX(journey_score) AS journey_score,
           COLLECT_SET(data_source)
    AS recommendation_strategy_list
    FROM (
      SELECT
        encrypted_contact,
        device_identifier,
        passenger_id,
        recommendation_timestamp,
        journey_score,
        traveler_profile_id,
        passenger_id_collection,
        device_id_collection,
        is_selected,
        rejection_reason,
        recommendation_strategy_list,
        data_source
      FROM recommendation_model
      UNION ALL
      SELECT
        encrypted_contact,
        device_identifier,
        passenger_id,
        recommendation_timestamp,
        journey_score,
        traveler_profile_id,
        passenger_id_collection,
        device_id_collection,
        is_selected,
        rejection_reason,
        recommendation_strategy_list,
        data_source
      FROM retention_pipeline
    )
    GROUP BY
      passenger_id
  )
  ORDER BY
    journey_score DESC
  LIMIT 200000
), result AS (
  SELECT
    encrypted_contact,
    device_identifier,
    passenger_id,
    recommendation_timestamp,
    journey_score,
    traveler_profile_id,
    passenger_id_collection,
    device_id_collection,
    0 AS is_test_user,
    recommendation_strategy_list
  FROM (
    SELECT
      base.encrypted_contact,
      result_base.recommendation_strategy_list,
      base.device_identifier,
      base.passenger_id,
      base.recommendation_timestamp,
      base.journey_score,
      base.traveler_profile_id,
      base.passenger_id_collection,
      base.device_id_collection
    FROM
      result_base
    JOIN
      base
    ON
      result_base.passenger_id = base.passenger_id
  )
),
experiment_mapping AS (
  SELECT
    passenger_id,
    CAST(
      CAST(
        conv(
          substr(
            md5(CAST(passenger_id AS STRING)),
            -15
          ),
          16,
          10
        ) AS BIGINT
      ) % 2 AS BIGINT
    ) AS experiment_group_label
  FROM (
    SELECT
      passenger_id
    FROM
      result
  )
)
INSERT OVERWRITE TABLE fake_base_test.passenger_journey_recommendations
PARTITION(processing_date = '${date}', model_version = 'v2')
SELECT
  result.*,
  experiment_mapping.experiment_group_label,
  concat('${DATE+2}', '-', '${DATE+8}') AS active_period
FROM
  result
LEFT JOIN
  experiment_mapping
ON
  result.passenger_id = experiment_mapping.passenger_id
```

Figure 13: The example of Squirrel-Semantic.

J PROMPTS TEMPLATE

All data synthesis and evaluation using the LLM-as-a-Judge methodology are performed with Claude-4-Sonnet ([Anthropic, 2025](#)), with the temperature parameter set to 0.0. The detailed prompts are described below.

J.1 ENTERPRISE-LEVEL SQL SCRIPTS GENERATION PROMPTS

Prompt for Scenario Creation

Instruction

You are a professional SQL ETL and schema generation expert. Your task is to transfer a database schema from a source domain to a target domain, preserving structural complexity and table relationships, but fully adapting table names, field names, and semantics to the target domain.

Steps

1. Analyze Source DDL:

- Examine the number of tables, fields, data types, relationships, and naming patterns.
- Treat this as a structural seed for generating an equivalent schema.

2. Generate Target Schema:

- Create a logically equivalent schema under the target domain.
- Rules:
 - Use the database `fake_base_test`.
 - Format: `CREATE TABLE IF NOT EXISTS fake_base_test.table_name (...);`
 - Avoid SQL reserved keywords as column names.
 - Reflect business meaning in the target domain.
 - Optionally add auxiliary fields to maintain equivalent complexity.
 - All names, comments, and logic must be consistent with the target domain and unrelated to the source domain.

3. Validation:

- Ensure DDL syntax is correct.
- Ensure schema and scenario are fully adapted to the target domain, with no remnants from the source.

Notes

- Do not reuse proprietary identifiers or field names from the source domain.
- Only use the user-provided target domain.
- Preserve the structural pattern, complexity, and relationships of the source schema.

Input Data

Source DDL: DDL

Target Domain: SCENARIO

Output Format(JSON)

```
{
  "mock_scenario": "Scenario description",
  "mock_ddl": "Corresponding CREATE TABLE statements"
}
```

Prompt for Generating Enterprise-level SQL

Instruction

You are a professional SQL ETL code generation expert. Using the provided source SQL as a reference, and given the target domain scenario and its corresponding DDL, generate an SQL ETL script for the target domain that preserves the logical structure and complexity of the source code while adapting it

fully to the target domain.

Requirement

1. Logical structure equivalence:

- Analyze the ETL workflow, table relationships, and processing steps in the source SQL code.
- Preserve the overall structure, complexity, and transformation logic, but replace all table names, field names, and data types to match the target domain.

2. Strictly match the target DDL:

- All SQL must be fully based on the provided target DDL.
- Table names and field names must match the target DDL exactly.
- Do not retain any original business terms, identifiers, or domain concepts from the source code.

3. Output requirements:

- The code must be executable, and SQL syntax must be correct.
- Maintain a clear hierarchy and readability (include appropriate comments).
- Naming should reflect the target business domain, ensuring a one-to-one correspondence between SQL and the target DDL.

Input Data

Source SQL: SQL

Target Domain Scenario: SCENARIO

Target DDL: DDL

Output Format

```
{
    'mock code': 'Generated target domain SQL ETL code'
}
```

J.2 ISSUE SQL CONSTRUCTION PROMPTS

Prompt for Error Type Selection

Role:

You are an expert SQL engineer specializing in designing realistic SQL bugs for testing and debugging scenarios.

Task:

Given a correct SQL query, your job is to:

Select the top {TOP_K} appropriate error type from the provided taxonomy.

##Key Guidelines:

- Minimal Change: Only introduce the chosen bug. Do not alter the original query's structure or intent more than necessary.
- Realism: The bug should reflect mistakes that real developers are likely to make.

##Input:

1. Correct SQL: {SQL}
2. DDL (optional): {DDL}
3. Original Intent: {CODE INTENTION}
4. Error Type Taxonomy: {SEMANTIC ERROR TYPES}

##Output Requirements:

Your output must include:

- The selected error type(s) at Level 1–3 granularity.

##Output Format:

```
{
```

```

candidate_errors:
  {
    "level1_error_type": Level 1 error type,
    "level2_error_type": Level 2 error type,
    "level3_error_type": Level 3 error type
  },
  {
    "level1_error_type": Level 1 error type,
    "level2_error_type": Level 2 error type,
    "level3_error_type": Level 3 error type
  },
]
}

```

Prompt for Squirrel-Syntax Issue SQL Construction

Role:

You are an expert SQL engineer specializing in designing realistic SQL bugs for testing and debugging scenarios.

Task:

Given a correct SQL query, your task is to introduce an error into the correct query with the smallest possible change.

Key Guidelines:

- Minimal Change: Only introduce the chosen bug. Do not alter the original query's structure or intent more than necessary.
- Realism: The bug should reflect mistakes that real developers are likely to make.

Input:

1. Correct SQL: {SQL}
2. DDL (optional): {DDL}
3. Original Intent: {CODE INTENTION}
4. Error Type Taxonomy: {SEMANTIC ERROR TYPES}

Output Requirements:

Your output must include:

- The selected error type(s) at Level 1–3 granularity.
- The modified SQL query with the injected bug.

Output Format:

```

{
  "level1_error_type": Level 1 error type,
  "level2_error_type": Level 2 error type,
  "level3_error_type": Level 3 error type,
  "issue_sql": SQL query with the injected bug
}

```

Prompt for Squirrel-Semantic Issue SQL Construction

Role:

You are an expert SQL engineer specializing in designing realistic SQL bugs for testing and debugging scenarios.

Task:

Given a correct SQL query, your job is to:

1. Introduce the error into the SQL query with the smallest possible change.

2. Write a realistic user-style issue report describing how the bug causes the query to behave incorrectly, and the user's real intention.

Key Guidelines:

- Minimal Change: Only introduce the chosen bug. Do not alter the original query's structure or intent more than necessary.
- Realism: The bug should reflect mistakes that real developers are likely to make.

Input:

1. Correct SQL: {SQL}
2. DDL (optional): {DDL}
3. Original Intent: {CODE INTENTION}
4. Error Type Taxonomy: {SEMANTIC ERROR TYPES}

Output Requirements:

Your output must include:

- The selected error type(s) at Level 1–3 granularity.
- The modified SQL query with the injected bug.
- A natural-language user bug report describing the mismatch between expected and actual results (without exposing SQL code, since the user does not know the root cause).

Output Format:

```
{
  "level1_error_type": Level 1 error type,
  "level2_error_type": Level 2 error type,
  "level3_error_type": Level 3 error type,
  "user_query": Bug report written in natural language.
  Describe the expected vs. actual outcome clearly.
  "issue_sql": SQL query with the injected bug
}
```

J.3 BENCHMARK EVALUATION PROMPT

Prompt for Squirrel-Syntax Generation

You are an SQL assistant.

Task

Based on the error messages and table schema, your task is to fix the issue in the SQL and write the correct SQL.

Remember that you can not change any existing comments and SQL code without errors.

Input Data

The issue SQL: BUG SQL

Related tables schema: DDL

Error Messages: ERROR MESSAGE

Output (JSON):

```
{
  'predict_sql': The fixed SQL.
}
```

Prompt for Squirrel-Semantic Generation

You are an SQL assistant.

Task

Based on the user query and input table schema, please fix the bugs in the Issue SQL and write the corresponding correct SQL code.

Remember that you can not change any existing comments and SQL code without errors.

Input Data

User Query:USER QUERY

Related tables schema: DDL

Error Messages: ERROR MESSAGE

Output (JSON):

```
{
  'predict_sql': The fixed SQL.
}
```

Prompt for diff Generation

```
<background_info>
\texttt{DDL_PLACEHOLDER}
</background_info>
```

```
```code
SQL_CODE_PLACEHOLDER
```
```

```
<error_msg>
ERROR_MESSAGE_PLACEHOLDER
</error_msg>
```

```

```last_edit
<<<<<<< SEARCH
LAST_EDIT_BEFORE_PLACEHOLDER
=====
LAST_EDIT_AFTER_PLACEHOLDER
>>>>>>> REPLACE
```

```

J.4 AGENT PROMPT

Prompt for Main Agent

You are a SQL expert. Please review the SQL code (with the table DDL) and the error message reported. Your task is to analyze the error and provide fixing edit instructions.

Input:

- Tables DDL
DDL_PLACEHOLDER
- Hive SQL Code:
```sql SQL\_CODE\_PLACEHOLDER```  
- Error Message:  
ERROR\_MESSAGE\_PLACEHOLDER

**Output Requirements:**

You must strictly follow this XML format in your response:

<analysis>

Examine the error message and identify the root cause. Explain what is wrong with the current code and why the error occurred.

</analysis>

<instructions>

Provide clear, step-by-step instructions on how to fix the code. Explain what changes need to be made and where they should be applied.

</instructions>

<sketch\_sql>

Provide the edit sketch using the special comment `...` to represent unchanged code between edited lines. Specify each edit in sequence, minimizing unchanged SQL code while making it clear what the edit is and where it should be applied.

</sketch\_sql>

Ensure your instructions(in Chinese) and sketch are clear enough that another model can apply them correctly without accidentally deleting or modifying unintended parts of the code.