

# How Do We Evaluate Experiences in Immersive Environments?

Xiang Li  
University of Cambridge  
Cambridge, United Kingdom  
xl529@cam.ac.uk

Wei He  
The Hong Kong University of Science  
and Technology (Guangzhou)  
Guangzhou, China  
whe694@connect.hkust-gz.edu.cn

Per Ola Kristensson  
University of Cambridge  
Cambridge, United Kingdom  
pok21@cam.ac.uk

## Abstract

How do we evaluate experiences in immersive environments? Despite decades of research in immersive technologies such as virtual reality, the field remains fragmented. Studies rely on overlapping constructs, heterogeneous instruments, and little agreement on what counts as immersive experience. To better understand this landscape, we conducted a bottom-up scoping review of 375 papers published in ACM CHI, UIST, VRST, SUI, IEEE VR, ISMAR, and TVCG. Our analysis reveals that evaluation practices are often domain- and purpose-specific, shaped more by local choices than by shared standards. Yet this diversity also points to new directions. Instead of multiplying instruments, researchers benefit from integrating and refining them into smarter measures. Rather than focusing only on system outputs, evaluations must center the user's lived experience. Computational modeling offers opportunities to bridge signals across methods, but lasting progress requires open and sustainable evaluation practices that support comparability and reuse. Ultimately, our contribution is to map current practices and outline a forward-looking agenda for immersive experience research.

## CCS Concepts

• **Human-centered computing** → HCI theory, concepts and models; **Virtual reality**; **Mixed / augmented reality**.

## Keywords

Immersive Experience, Immersion, Presence, Perception, Virtual Reality, Mixed Reality, User Experience, Usability, Evaluation

## ACM Reference Format:

Xiang Li, Wei He, and Per Ola Kristensson. 2026. How Do We Evaluate Experiences in Immersive Environments?. In *Proceedings of the 2026 CHI Conference on Human Factors in Computing Systems (CHI '26)*, April 13–17, 2026, Barcelona, Spain. ACM, New York, NY, USA, 25 pages. <https://doi.org/10.1145/3772318.3790724>

## 1 Introduction

How do we evaluate experiences in immersive environments? Despite decades of research, the field continues to struggle with fragmented definitions, inconsistent methods, and limited comparability across studies. Across the Human-Computer Interaction (HCI) community, the term “immersive experience” typically spans a wide

range of interactive systems, including virtual reality (VR), augmented and mixed reality (AR/MR), 360-degree media, immersive games, simulation and training environments, and collaborative or productivity tools. Although these technologies vary in display properties and interaction modalities, the shared ambition is to create situations in which users feel perceptually, cognitively, or socially engrossed in a mediated environment. While prior work and textbooks have articulated foundational concepts and evaluation principles, less is known about how immersive experience is *actually evaluated in practice* across technologies and domains.

Immersion has often been described as the extent to which users feel absorbed in a digital environment across many different media and technologies, including messages, games, narratives, and extended reality (XR) [42, 120], but the term itself remains elusive and shifts across contexts and devices [269, 270]. Crucially, the constructs used to describe immersive experience do not apply uniformly across technologies. Presence has a long history in VR research [322], where it refers to place and plausibility illusions, while AR and MR systems often foreground spatial alignment, situational awareness, and task-integrated usability rather than a strict sense of “being there.” Similarly, embodiment has been decomposed into agency, self-location, and body ownership [140, 176, 177], yet it remains difficult to capture consistently outside controlled VR scenarios. These conceptual differences do not weaken the relevance of immersive experience; rather, they matter because they shape what gets measured, how measures are combined, and how findings transfer—or fail to transfer—across technologies and domains.

**Why does measurement matter?** In application areas central to the HCI and XR community, such as gaming and entertainment, learning and training, health and rehabilitation, perception and psychophysics, and collaborative or productivity systems, the effectiveness of an immersive system depends on how users experience it. Engagement, comfort, spatial understanding, social connection, and emotional response all shape whether a system achieves its intended purpose. Consequently, the ability to measure immersive experience reliably is not merely a theoretical concern but a practical requirement for building, validating, and comparing interactive systems.

Over time, researchers have assembled an expanding toolbox of evaluation strategies. Questionnaires dominate, especially in presence research [276], but are frequently modified, inconsistently cited, or combined in ad hoc ways. Task and system performance measures are central in navigation and spatial cognition [29, 219]; physiological and neurophysiological signals are increasingly proposed as objective complements to self-report [60, 336]; multimodal approaches that integrate behavioral traces with subjective accounts are gaining traction [244]. Yet adding instruments does not automatically yield better evaluation. Administering many scales



This work is licensed under a Creative Commons Attribution 4.0 International License. *CHI '26, Barcelona, Spain*

© 2026 Copyright held by the owner/author(s).

ACM ISBN 979-8-4007-2278-3/2026/04

<https://doi.org/10.1145/3772318.3790724>

risks redundancy, participant fatigue, and diluted meaning. What remains unclear is not simply which measures exist, but how they are selected, combined, and deployed in practice across domains.

**What does this paper do?** To address these challenges, we conducted a bottom-up scoping review of immersive experience evaluation as it is practiced in the HCI and XR literature. Our goal is not to impose a universal definition of immersive experience, nor to prescribe evaluation guidelines, but to provide an empirical snapshot of the field by documenting how immersive experience has been defined and measured across technologies and domains, and how constructs, measures, and design goals interact in practice.

From an initial corpus of 650 papers, we coded 375 publications drawn from IEEE Transactions on Visualization and Computer Graphics (**IEEE TVCG**)<sup>1</sup>, IEEE Conference on Virtual Reality and 3D User Interfaces (**IEEE VR**)<sup>2</sup>, IEEE International Symposium on Mixed and Augmented Reality (**IEEE ISMAR**)<sup>3</sup>, ACM Conference on Human Factors in Computing Systems (**ACM CHI**)<sup>4</sup>, ACM Symposium on User Interface Software and Technology (**ACM UIST**)<sup>5</sup>, ACM Symposium on Virtual Reality Software and Technology (**ACM VRST**)<sup>6</sup>, and ACM Symposium on Spatial User Interaction (**ACM SUI**)<sup>7</sup>. We mapped how immersive experience has been conceptualized and assessed across three decades, producing a fine-grained account of constructs, measures, and contexts. This synthesis highlights recurring patterns, exposes inconsistencies, and identifies gaps that are difficult to discern from individual studies or high-level methodological treatments.

Our synthesis yields four cross-cutting reflections. First, evaluation is domain-sensitive. For example, gaming and entertainment foreground engagement and enjoyment; health and rehabilitation emphasize safety and symptom reduction; locomotion prioritizes task efficiency and simulator sickness; perception and sensory work relies on psychophysics and fidelity. These differences are rooted in domain priorities rather than arbitrary choice. Second, research practice remains largely researcher-centered. Constructs convenient to measure often displace what users value, while qualitative and user-centered approaches remain underrepresented despite their ability to surface empathy, social connectedness, and affective resonance. Third, computational modeling offers opportunities to formalize and predict aspects of experience, from fatigue in mid-air gestures [179] to ergonomics in VR workspaces [76], provided models are empirically grounded and aligned with behavioral and self-report evidence. Fourth, open infrastructures are scarce. Limited sharing of protocols, datasets, and validated instruments constrains comparability and reproducibility, preventing cumulative progress.

**Why does this matter?** The immediate problem practitioners face is not only conceptual disagreement but *measurement opacity*. Researchers and designers frequently encounter uncertainty about which instrument to use, when to deploy it, and how to implement it well. Instruments are adapted without clear justification or validation, scales are combined without an organizing

rationale, and reporting practices often omit essential details about timing, ordering, training, and analysis. By consolidating how measures are actually used across domains, our review functions as an evidence-based orientation to current practice. Its contribution lies not in prescribing best practices, but in making prevailing practices visible and comparable, enabling more transparent and reflective methodological choices.

**What this paper does not do.** We do not propose a new definition of immersive experience, nor do we attempt to resolve terminological debates. Our contribution is to consolidate practices, make assumptions explicit, and outline directions for coordinated progress.

**Who is this paper for?** The paper serves newcomers seeking an empirically grounded entry point, XR and HCI researchers situating their methodological choices, and designers and practitioners who require insight into how immersive experience has been evaluated across contexts. More broadly, it invites the community to treat evaluation as a shared methodological challenge that benefits from openness, reflexivity, and collaboration.

## 2 Related Work

Existing work has made substantial contributions to clarifying key constructs of immersive experience, developing measures to capture them, and surveying evaluation practices in XR. Several foundational textbooks, for example, the Handbook of Virtual Environments[98], The VR Book[124], and 3D User Interfaces[164], have provided broader syntheses of immersive system design and evaluation that cut across constructs, methods, and technologies. These volumes underscore both the richness of the field and the continued difficulty of organizing its diverse perspectives into a coherent whole. Yet, these efforts remain fragmented. Most prior reviews focus on a single construct, such as presence [75, 269, 276], embodiment [140, 228], or empathy [171]; a single method, such as questionnaires [276] or physiological measures [60]; or a single technology, such as AR [59, 148, 342] or VR [151]. While these studies provide valuable insights, what is still missing is a comprehensive synthesis that systematically classifies how immersive experience has been conceptualized and measured across different domains, devices, and decades.

### 2.1 Foundations of Immersive Experience Constructs

The study of immersive experience has long been entangled with debates about terminology. Researchers have struggled to disentangle immersion, as the objective properties of a system, from presence, as the user's subjective response to those properties. Classic papers have proposed more precise distinctions, such as differentiating immersion from involvement and emotional response [270], or framing presence as a perceptual illusion grounded in sensorimotor contingencies and plausibility [271, 272]. Other works introduced taxonomies of presence, highlighting its multiple forms and determinants [219, 252, 273]. More recently, surveys have attempted to unify competing definitions, arguing for the adoption of models such as Place Illusion and Plausibility Illusion to bring conceptual clarity [75, 269]. Despite these efforts, presence remains a contested concept, with some even questioning whether it should be conflated

<sup>1</sup><https://www.computer.org/csdl/journal/tg>

<sup>2</sup><https://ieeervr.org>

<sup>3</sup><https://www.ismar.net>

<sup>4</sup><https://dl.acm.org/conference/chi>

<sup>5</sup><https://dl.acm.org/conference/uiST>

<sup>6</sup><https://dl.acm.org/conference/vrst>

<sup>7</sup><https://dl.acm.org/conference/sui>

with higher-order constructs like engagement or absorption [216]. As XR technologies diversify, researchers have begun exploring how these constructs translate to other configurations. For example, work in augmented reality has examined how presence manifests when virtual and physical elements coexist, proposing early measurement approaches and adaptations of presence theory to AR contexts [240].

## 2.2 Measuring Presence and Immersion

Alongside conceptual debates, a large body of work has investigated how immersive experience should be measured. Surveys of the literature show that questionnaires have dominated as the primary method, often administered post-experience [276]. Meta-analyses and reviews confirm that subjective scales are prevalent, while objective measures such as physiological signals remain underutilized [29, 58]. Other studies point to the limitations of self-reports, advocating for neurophysiological measures [60] or continuous behavioral logging [244] as complementary approaches. Comprehensive reviews highlight the trade-offs of each method (e.g., questionnaires, task performance, physiological metrics, or hybrid approaches) and call for new ways of combining them [336]. Despite decades of methodological innovation, we regret that no consensus has yet emerged on which measures best capture the elusive nature of immersion.

## 2.3 Systematic Reviews of XR Evaluation Practices

Several systematic reviews and surveys have mapped evaluation practices within specific XR domains. For AR research, early reviews categorized user evaluation techniques [67] and analyzed usability studies across a decade of research [59]. Broader reviews of ISMAR proceedings identified trends in tracking, display, and interaction, noting a gradual shift toward user evaluation and realism [148, 342]. In VR, reviews have focused on user experience factors [151] and the impact of realism on outcomes [89]. At the highest level, tertiary reviews synthesize findings from dozens of surveys, revealing that XR evaluation remains largely focused on effectiveness rather than efficiency [14]. Together, these reviews provide valuable insights, but they are not comprehensive, as they are either limited to a single technology or a single construct.

## 2.4 Emerging Terminology

More recent work has expanded the focus beyond presence to capture other facets of immersive experience. The sense of embodiment has been defined as a multidimensional construct comprising self-location, agency, and body ownership [140], with subsequent studies investigating how personal characteristics influence embodiment and task performance [175, 228, 310]. Similarly, systematic reviews have examined how VR affects empathy, finding consistent effects on cognitive but not emotional empathy [171]. Cognitive workload has also been reviewed, revealing heavy reliance on legacy measures like NASA-TLX and calling for better conceptualization within HCI [155]. Other reviews highlight domain-specific applications, such as the effects of virtual nature on well-being [277] or the influence of frame rate on simulator sickness and performance [309].

Collectively, these works illustrate the growing recognition that immersive experience encompasses a broader set of constructs beyond presence alone.

## 2.5 Frameworks and Methodologies for Evaluation

In parallel, methodological frameworks have been proposed to systematize how immersive experiences are evaluated. Early work introduced taxonomies for analyzing navigation techniques [28] or separating the effects of immersion from interaction techniques [202]. Other task-based approaches align user behaviors with multivariate performance metrics to provide fine-grained analyses [244]. Broader treatments of UX metrics advocate for their systematic adoption to guide design and improve reproducibility [5]. Across these contributions, the emphasis is on providing researchers with structured tools, yet these frameworks often address narrow dimensions of immersive interaction or focus on specific contexts [98, 125, 164].

## 3 Method

### 3.1 Search Strategy

We conducted a literature search using the ACM Digital Library<sup>8</sup> and IEEE Xplore<sup>9</sup>, focusing on high-impact and technical venues in HCI and related fields. Our strategy follows a bottom-up approach, analyzing how researchers describe user experiences with the interactive systems or experiments they propose. To achieve this, we selected the most reputable, influential, and representative venues within the HCI and XR communities. While this choice inevitably excludes some relevant works (e.g., PRESENCE: Virtual and Augmented Reality<sup>10</sup> and Springer Virtual Reality<sup>11</sup>), we expect that our review already covers a substantial number of empirical studies. Given our methodology, this selection is sufficient to summarize analytical trends in immersive virtual environments research.

**3.1.1 Keyword Identification.** We constructed a query to retrieve papers reporting immersive user experiences, adapting it to each database's search syntax. In the ACM Digital Library, for example, the query was:

(TITLE OR ABSTRACT ("immersi\*"))  
AND ABSTRACT ("experience")

This formulation captures variations such as "immersion" and "immersive," while ensuring that "experience" appears in the abstract, indicating substantive engagement with user perception or evaluation. Due to differences in search functionalities between ACM DL and IEEE Xplore, the query syntax differs slightly, but we implemented the appropriate search expressions in each database to ensure an equivalent and consistent query across both.

**3.1.2 Database Selection and Query Execution.** Searches were conducted in the ACM Digital Library and IEEE Xplore, filtered to include only full-length research articles published before **December 1, 2024**. The venues targeted were:

<sup>8</sup><https://dl.acm.org/>

<sup>9</sup><https://ieeexplore.ieee.org/>

<sup>10</sup><https://direct.mit.edu/pvar>

<sup>11</sup><https://link.springer.com/journal/10055>

- **ACM CHI** (ACM CHI Conference on Human Factors in Computing Systems)
- **ACM UIST** (ACM Symposium on User Interface Software and Technology)
- **ACM VRST** (ACM Symposium on Virtual Reality Software and Technology)
- **ACM SUI** (ACM Symposium on Spatial User Interaction)
- **IEEE VR** (IEEE Conference on Virtual Reality and 3D User Interfaces)
- **IEEE ISMAR** (IEEE International Symposium on Mixed and Augmented Reality)
- **IEEE TVCG** (IEEE Transactions on Visualization and Computer Graphics)

### 3.2 Preliminary Literature Screening

To ensure both the relevance and the rigor of our results, we applied venue-specific preliminary filtering procedures prior to the full screening stage.

**ACM CHI and UIST.** Both CHI and UIST maintain main conference proceedings alongside companion extended abstract tracks. Using the ACM Digital Library’s advanced search tools, we filtered for records labeled as “research articles” and restricted the publication date to works published on or before December 1, 2024. Misclassified entries such as extended abstracts or posters erroneously tagged as full papers were manually identified and removed.

**ACM VRST and SUI.** Both VRST and SUI merged their short paper tracks (e.g., Demo, Posters, etc.) into their conference proceedings. Therefore, we also implemented the label “research articles” to distinguish the nature of our records. We also mutually identified and removed misclassified cases.

**IEEE VR and ISMAR.** Similarly, IEEE VR and ISMAR maintain separate proceedings for full papers and adjunct content. To ensure focus on complete research contributions, we restricted our selection to the full paper proceedings. However, in certain years (e.g., 2013, 2014), IEEE VR and ISMAR did not explicitly distinguish between adjunct and main paper proceedings. In such cases, we manually inspected and excluded short papers where applicable. Additionally, for IEEE VR 2012, all full papers were published in *IEEE TVCG*; these were retrieved from the TVCG database and recorded under the IEEE VR label for consistency.

**IEEE TVCG.** As IEEE TVCG exclusively publishes peer-reviewed journal articles, all papers retrieved from this venue were assumed to meet our baseline research paper criterion.

### 3.3 Review Process

Our review process followed PRISMA-ScR guidelines [292]. After removing duplicates, we identified 721 articles. We conducted two rounds of screening: (1) title, abstract, and keyword screening, and (2) full-text screening. The first and second authors independently reviewed all records in both rounds. Disagreements were resolved through discussion, and when necessary, by consulting a senior expert. Prior to the full review, the coding scheme and decision criteria were jointly developed and piloted on a subset of papers to ensure a shared understanding. Consistency checking was carried out by comparing independently coded samples at multiple points during the process, which helped maintain alignment and reduce

subjective drift. We applied the following exclusion criteria (EC) to eliminate irrelevant papers and included papers if they met at least one of the inclusion criteria (IC):

**EC1. Not in main proceedings:** The papers not in main proceedings were excluded, such as keynote papers, posters, extended abstracts, short papers (usually within 3 pages), and workshop proposals—as these formats generally do not provide sufficient space to clearly describe the system or the evaluation methods used, and many represent work-in-progress rather than fully developed studies.

**EC2. False positive:** Exclude papers where the claimed immersive context is misleading or inconsistent with the actual focus. For instance, if a work introduces a new algorithm or back-end system but only loosely frames it as “immersive” without providing substantial user-facing experience or interaction design, it is considered a false positive and removed.

**EC3. Example mention:** Exclude papers in which immersive technology is only briefly or superficially mentioned (e.g., a passing reference in the abstract or introduction) and does not form the central subject of study. This ensures that only papers offering substantive systems, applications, or analyses of immersive experience are retained.

**EC4. Literature review or survey:** Surveys and literature reviews are excluded. The purpose of this study is to analyze the specific techniques, systems, measurements, and original research, not to review existing review studies.

**IC1. Application focus:** These are studies where the application of technology is not the central research objective but plays a crucial role in other fields such as training, rehabilitation, and learning. An example would be a project leveraging augmented reality (AR) to enhance education and interaction.

**IC2. Innovative interaction techniques:** Papers should present a novel interaction technique, and evaluate the technique by conducting user studies, especially highlighting the comparison with other typical interaction techniques. This includes but is not limited to, selection, manipulation, teleportation and navigation.

**IC3. User experience and system usability:** It includes studies that analyze and compare implicit, subjective, or potential factors contributing to variations in user experience. For instance, the paper would include exploring what influences motion sickness and other underlying elements that shape user perception and comfort.

**IC4. Comprehensive evaluation of systems:** Consider those studies that propose or conduct holistic assessments of systems. This may involve evaluating the system as a whole rather than focusing on individual interaction technologies, emphasizing overall coherence and integration.

**IC5. Articles requiring further reading:** If, at the time of initial reading of the abstract, it is not clear whether the articles meet the inclusion criteria, we included them for the second stage of screening.

#### 3.3.1 Screening Rounds.

**First round.** In this stage, we first excluded 17 papers by screening papers based on page count, and categories identified (EC4). Although we used the integrated filters to screen some records from databases, there are still some papers left due to the problems with these filters. Then, 298 records were screened by the authors (EC1,

EC2, and EC3) based on title and abstract, resulting in a pool of 406 papers included for the second round of screening.

*Second round.* We conducted full-text reviews of the remaining 406 papers. Applying the same EC/IC criteria, we excluded an additional 31 papers, resulting in a final dataset of 375 full research papers. The complete PRISMA flow diagram is shown in Figure 1.

## 4 Results

This section presents the results of our scoping review of 375 full research papers published over the last 30 years (i.e., between 1995 and 2024), across seven premier venues in HCI and immersive technologies: *ACM CHI* (101 papers), *IEEE VR* (77), *IEEE TVCG* (72), *IEEE ISMAR* (50), *ACM VRST* (41), *ACM UIST* (20) and *ACM SUI* (14) (see Figure 3 (A)). We first provide a high-level overview of dataset characteristics (also see Figure 2). We then describe our coding strategy and classification principles, including deviations and edge cases encountered. Finally, we present detailed findings across the following analytical dimensions: venue distribution and temporal trends, device types, research contribution types, application domains, evaluation method combinations, and questionnaire usage and constructs.

### 4.1 Overview of Dataset Characteristics

Our final dataset spans 30 years since 1995, reflecting both the technological progression of immersive systems and an increasing scholarly focus on evaluating experience-related phenomena. Figure 4 illustrates the annual publication trends. The number of relevant papers remained low and relatively stable until the mid-2010s. Beginning in 2013, we observed a sharp increase in publication volume, with an average of over 30 papers published annually after 2018. This growth reflects the combined impact of hardware accessibility, the maturity of XR development platforms, and the rising importance of user-centered design and evaluation in immersive system research.

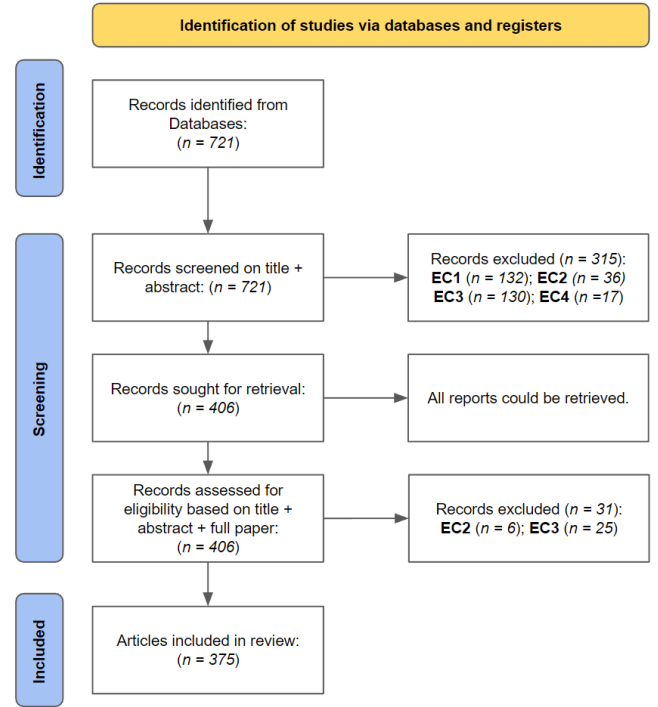
### 4.2 Coding Procedure and Classification Principles

To guide our analysis, we established a multi-dimensional coding scheme comprising device modality, primary contribution type, and application domain. In addition, we specified categories for evaluation methods. All coding was conducted manually by the authors through iterative review, with discrepancies resolved by discussion and consensus.

#### i. Device Modalities

We categorized papers according to the immersive context in which the interaction technique or system was deployed.

For example, if a study examined a haptic system used within a virtual environment, it was labeled as VR. When the same technique was implemented and evaluated in multiple distinct conditions, it was labeled as Mixed (see Figure 3 (B) for the distribution). This scenario-driven categorization provides a more ecologically valid understanding of how systems are situated in practice.



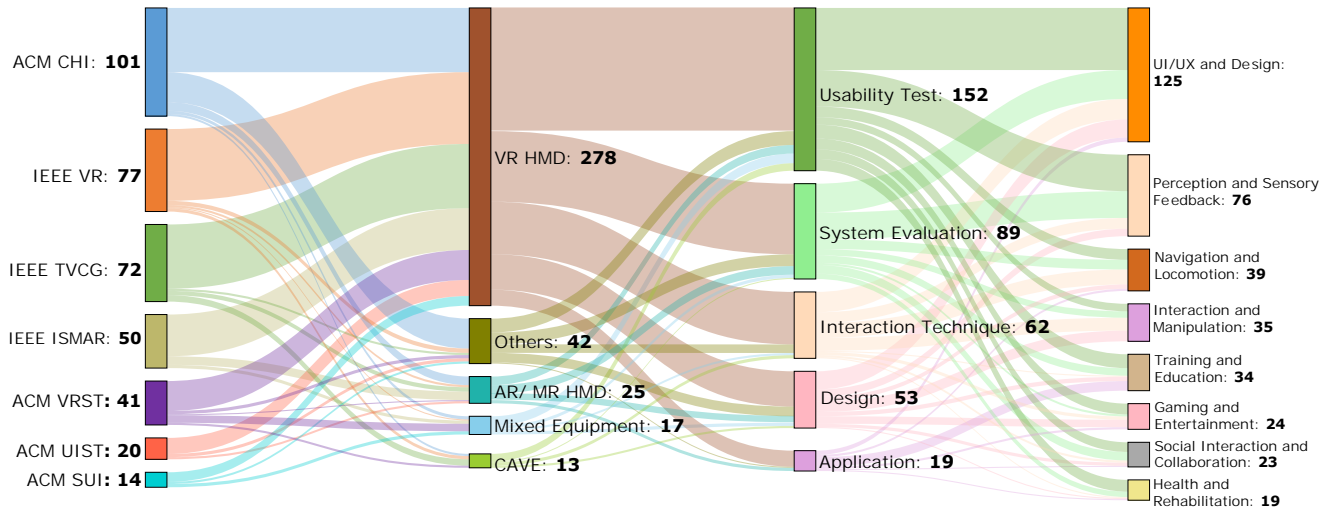
**Figure 1: PRISMA flowchart detailing the review process for identifying, screening, and including studies in the review. A total of 721 records were identified from database searches. After screening titles and abstracts, 315 records were excluded based on exclusion criteria (EC1–EC4). Of the 406 records sought for full-text retrieval, all were retrieved successfully, with 31 further excluded following full-paper assessment. Ultimately, 375 articles were included in the final review.**

#### ii. Primary Contributions

We assigned each paper a single label reflecting its primary contribution type. The categories include: Usability Test, System Evaluation, Interaction Technique, Design, and Application. Each label was determined based on the paper's central research aim and methodological structure.

While many papers span multiple contribution types, we consistently selected the most relevant type through author consensus. For example, a study that develops a domain-specific immersive system (e.g., an educational MR app) with its main emphasis on use case implementation, rather than introducing new interaction techniques, was labeled as Application. Interaction Technique refers to work proposing and evaluating a novel method of interaction within VR/AR/MR (e.g., pointing, text entry, locomotion), with contributions lying in the technique itself and its evaluation. System Evaluation refers to research that assesses an entire system or platform, in terms of performance, feasibility, or comparative





**Figure 2: Overview of the reviewed literature on immersive interaction technologies, categorized by publication venues, device types, primary contributions, and application domains. The diagram illustrates the flow of research contributions from key venues (IEEE TVCG, IEEE VR, IEEE ISMAR, ACM CHI, ACM UIST, ACM VRST and ACM SUI) through device categories (e.g., VR, AR/MR, CAVE systems) and primary contributions (e.g., usability testing, system evaluation, interaction techniques) to specific application domains (e.g., UI/UX, navigation, training, social interaction).**

benchmarking, often at an infrastructural or technical level (see Figure 3 (C)).

### iii. Application Domains

We categorized each paper into one specific domain depending on its empirical context or target scenario. The domains include: UI/UX and Design, Navigation and Locomotion, Training and Education, Perception and Sensory Feedback, Interaction and Manipulation, Health and Rehabilitation, Social Interaction and Collaboration, and Gaming and Entertainment.

This domain-based classification approach highlights the breadth of application areas in which immersive systems are deployed (see Figure 3 (D)). It helps to situate contributions within concrete use cases, making it easier to compare work across distinct contexts (e.g., contrasting systems designed for education versus those targeting health or entertainment).

### iv. Evaluation Methods

We identified five non-exclusive categories: standardized questionnaires, task (or participants' behavioral) performance, system performance metrics, interviews (or open-ended responses), and physiological measures. Papers were also annotated for the number of method types used.

This classification highlights the methodological diversity in evaluating immersive systems. By capturing both subjective (e.g.,

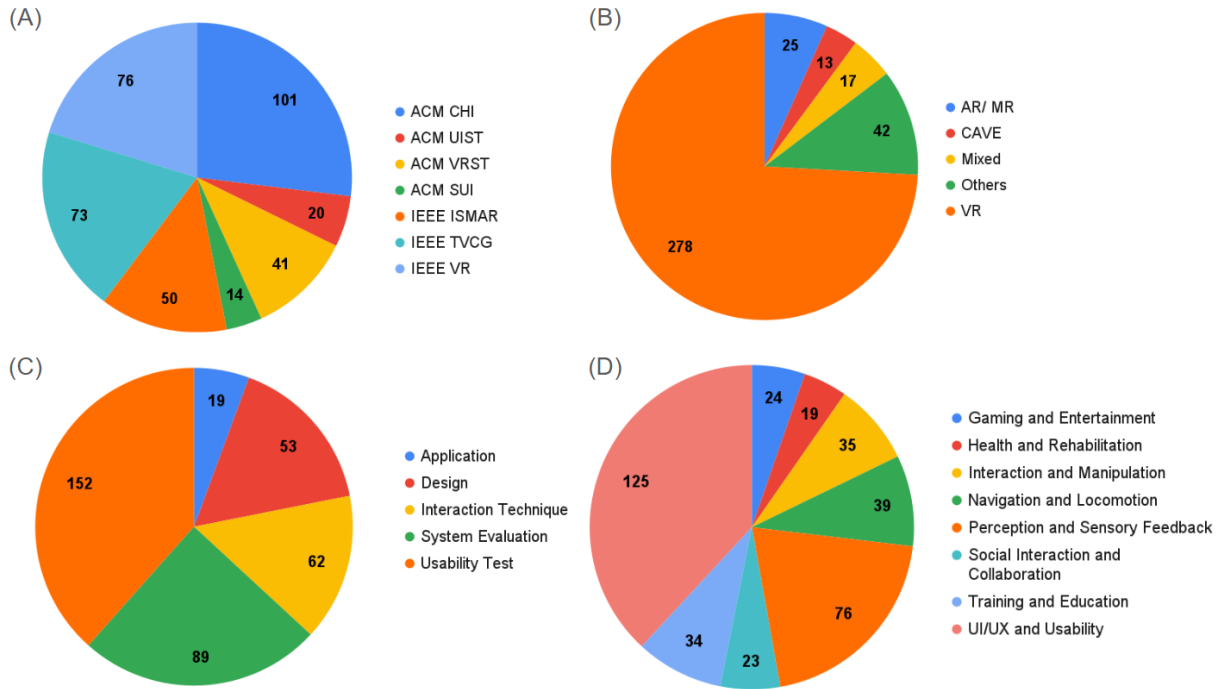
questionnaires, interviews) and objective (e.g., performance, physiological, system metrics) approaches, it provides insight into how rigor and triangulation are achieved across studies.

## 4.3 Venue Distribution and Temporal trends

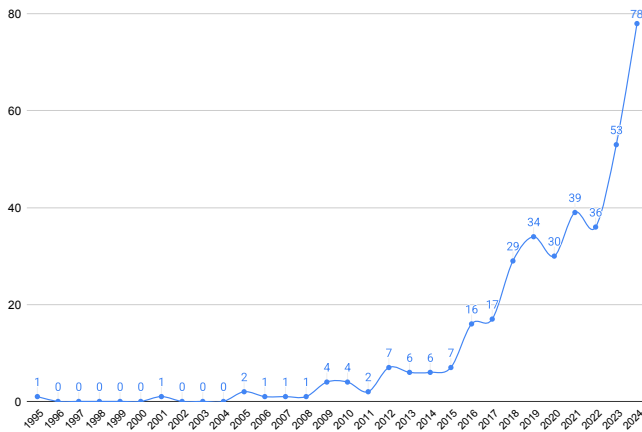
The 375 papers in our review are distributed across *ACM CHI* (101 papers), *IEEE VR* (77), *IEEE TVCG* (72), *IEEE ISMAR* (50), *ACM VRST* (41), *ACM UIST* (20) and *ACM SUI* (14). Together, these venues mainly represent both conference- and journal-style publication models and capture the interdisciplinary breadth of HCI and XR research.

Figure 4 illustrates the annual distribution of publications in our dataset from 1995 to 2024. These numbers reflect only the papers included in our review and should not be interpreted as the total volume of immersive experience research produced during this period; rather, they indicate the relative trends captured by our sampling strategy. For the first 15 years, immersive experience research appeared only intermittently in our dataset, with publication counts rarely exceeding one or two papers per year. Beginning around 2011, however, we observed a steady rise, followed by a pronounced acceleration after 2017. The number of papers increased from 16–17 in 2016–2017 to nearly 30 by 2018, continuing upward through the early 2020s and culminating in 53 papers in 2023 and 78 in 2024. This trend aligns with broader developments in the XR ecosystem: the maturation of consumer VR hardware, the widespread adoption of accessible development platforms, and growing methodological emphasis within HCI and XR communities on experience-centered evaluation. Together, these factors contribute to the strong upward trajectory observed in our dataset.

Across venues, we observe that *CHI* consistently accounts for the largest number of papers. *IEEE VR* and *ISMAR*, as premier XR-focused venues, exhibit steady contributions with some recent



**Figure 3: Categorization of studies based on four classification methods. The total number of studies is consistent across all charts, which categorize the data according to the following criteria: (a) Conference, (b) Equipment, (c) Primary Contribution, and (d) Application Domain.**



**Figure 4: Annual distribution of publications from 1995 to 2024. Our results illustrate a significant upward trend in research interest over the last decade, with an exponential surge in publications observed in 2023 and 2024.**

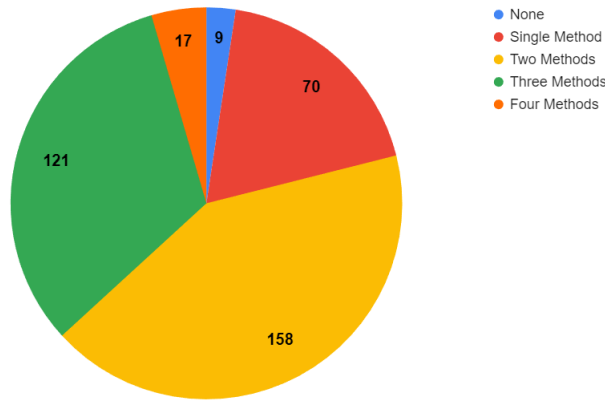
growth. TVCG, although a journal venue, contributes a substantial volume of immersive UX research, particularly via special issues and conference-journal integration models (e.g., for IEEE VR 2012, all accepted papers were published at IEEE TVCG). UIST contributes a smaller but consistently high-quality set of papers, often focused on technical innovation in interaction techniques. Together, these

trends suggest that immersive experience research has matured into a robust area of inquiry, with sustained output and methodological diversification across multiple publication formats.

## 5 Approaches to Measure the Immersive Experience

Our synthesis identified five primary approaches used to evaluate immersive experience: Questionnaires, System Performance, Task Performance, Interviews, and Physiological Measures. Each approach captures distinct facets of user experience. Questionnaires ( $N = 321$ , 85.6%) were by far the most common, offering structured access to psychological constructs such as presence, engagement, and workload. Task performance measures ( $N = 235$ , 62.7%), such as completion time or error rates, and system performance measures ( $N = 52$ , 13.9%), such as latency or frame rate, instead quantify immersion indirectly through observable outcomes and technical indicators. Interviews ( $N = 169$ , 45.1%) provided qualitative depth, foregrounding user perspectives and contextual nuances often absent from structured scales. Physiological measures ( $N = 40$ , 10.7%) (e.g., heart rate variability, electrodermal activity, and eye tracking), enabled researchers to probe embodied and affective responses not easily verbalized. Only a very small number of papers ( $N = 9$ , 2.4%) reported no explicit user experience metric at all (see Figure 5.)

Importantly, this methodological expansion reflects the changing nature of XR research itself. Earlier work, particularly in 2016 and before, often focused on establishing core system implementations,



**Figure 5: Proportion of papers by number of UX evaluation methods used.** The majority of studies adopted either two methods ( $N = 158$ , 42.1%) or three methods ( $N = 121$ , 32.3%), suggesting a growing preference for mixed-method evaluation strategies. A smaller portion of papers relied on only one method ( $N = 70$ , 18.7%), while only 4.5% used four methods ( $N = 17$ ). Notably, 2.4% of papers ( $N = 9$ ) did not report any user experience evaluation. No paper in our dataset used all evaluation methods.

which meant there were fewer application templates and consequently fewer opportunities or expectations for rich experience-oriented evaluation. In contrast, contemporary immersive applications are more diverse, detailed, and mature, which has enabled and motivated the adoption of a broader range of approaches for capturing immersive experiences.

## 5.1 Relying on Questionnaires

We documented questionnaire use with particular attention to source validity, distinguishing between standardized instruments (i.e., those with clearly defined constructs and published references) and self-developed questionnaires without formal validation. In cases where citation practices were ambiguous or incomplete, we applied a conservative classification strategy. For instance, [158] referenced the use of GAD7 and PHQ9 to assess anxiety and depression symptoms, yet did not provide appropriate citations or explanatory details. We treated such instances as citation omissions and classified the instruments as self-developed. Similarly, we identified citation inaccuracies, such as [150] referenced a review article on questionnaires [222], rather than the validated GEQ instrument [32].

In cases involving multiple versions of a questionnaire, we consolidated references where appropriate. For the State-Trait Anxiety Inventory (STAI), we identified five papers in our dataset that used it to measure anxiety. Four of them [65, 139, 160, 211] cited the original STAI source [280] (Form X), while one paper [337] cited a meta-analysis [153]. Upon examining this meta-analysis, we found that Spielberger et al. later released a revised version of the STAI [279], known as Form Y. The revision was motivated by the concern that several items in Form X overlapped with depressive

symptoms (e.g., “I feel blue”), and thus Form Y was developed to improve content validity. Meta-analytic findings further indicate that Form Y produces significantly larger effect sizes than Form X when differentiating individuals with anxiety disorders from healthy controls, suggesting higher specificity [153]. Another example here is that, [326] cited the original UEQ [163], while [88] employed the UEQ-Short [257]. As the short version is an explicitly derived update that cites the original scale, we merged their instances and retained both references in Table 1, which lists the most frequently used questionnaires that were referenced at least **three** times in our dataset.

We examined how many questionnaires are typically employed in research. As shown in Figure 6, early work (prior to 2010) almost always relied on a single questionnaire, whereas more recent publications tend to combine multiple standardized questionnaires within the same evaluation. The red dashed line indicates that the yearly weighted average number of questionnaires per paper has gradually risen over time, reaching values close to 2.44 in recent years. We note, however, that the elevated averages observed in some intermediate years (e.g., the peak of 2.50 in 2011) are largely artifacts of our ICs/ECs, which produced relatively small publication counts in those years. These fluctuations therefore do not reflect stable practice. A more conservative interpretation suggests that the typical number of questionnaires used prior to 2015 was likely closer to around 1.0–1.5 overall, despite occasional spikes. The long-term upward trajectory, rather than isolated yearly peaks, represents the more reliable pattern.

From 2017 onward, this upward trend becomes substantially clearer. As can be seen from the taller green and higher-order stacked segments in Figure 6, a growing proportion of studies employ three or more standardized questionnaires within a single evaluation. Cases involving four or five questionnaires—and in some instances as many as eight, the maximum observed in our dataset—shift from being rare exceptions to recurring occurrences between 2019 and 2024. This marks a distinct methodological departure from pre-2010 work, where single-questionnaire evaluations dominated, and from the 2010–2015 period, where multi-questionnaire usage appeared only sporadically. While earlier peaks must be interpreted with caution due to limited sample sizes, the consistent post-2017 increase, supported by both rising averages and substantially larger publication volumes, indicates a broader field-wide move toward richer, multi-instrument evaluation strategies.

## 5.2 Observing Behavioral Patterns

We marked a paper as reporting *Task Performance* when it included objective measures of participants’ performance on experimental tasks. These measures go beyond subjective ratings and capture observable behaviors, such as task completion time, accuracy, error rate, number of attempts, path efficiency, and many others. They often reveal how immersive environments alter motor performance, attention, and decision-making across different technical and contextual conditions.

Across the results, task performance frequently complemented questionnaires by providing behavioral evidence about how users responded to immersive systems. For example, Lee et al. [170] analyzed completion time and number of attempts in an AR “pit” task,

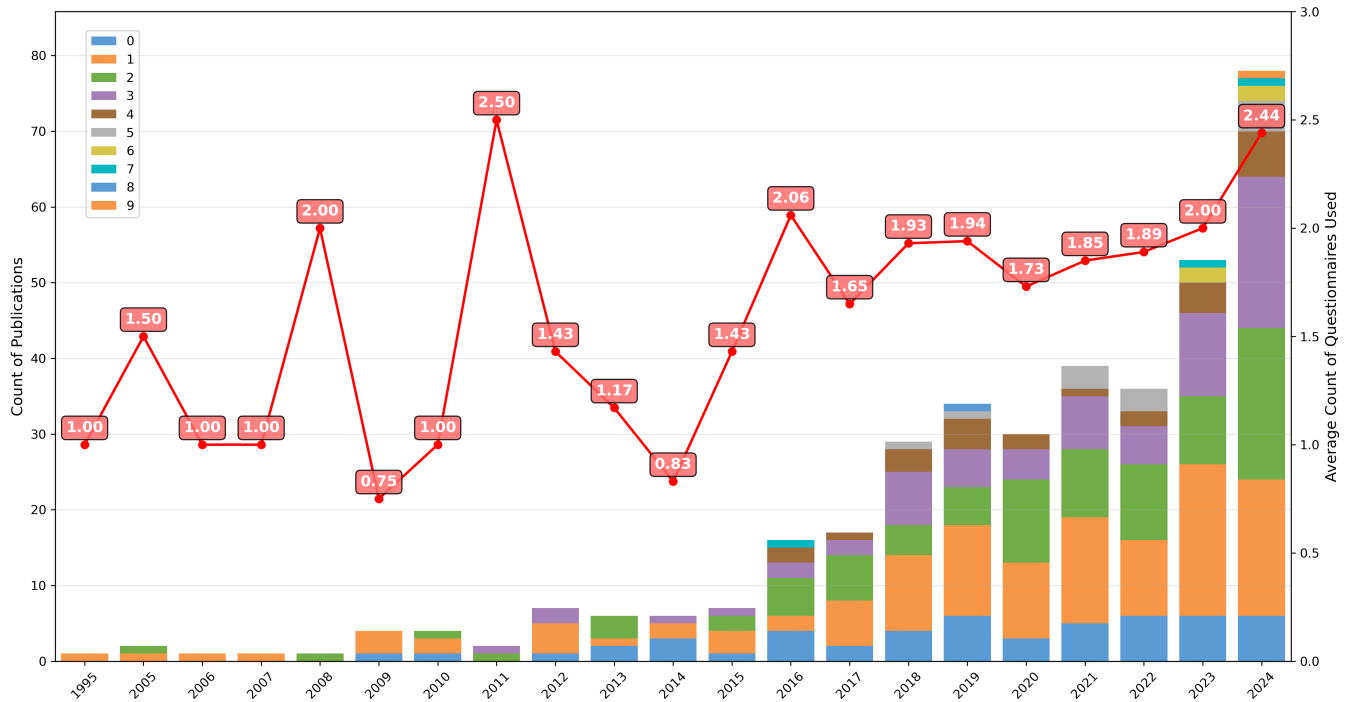


**Table 1: Summary of Questionnaires, Paper Counts, and Corresponding Papers for Various Dimensions of User Experience in Virtual Environments.**

Main Dimension	Questionnaire	Count	Paper
<b>Sickness</b>	SSQ [138]	<b>88</b> 82	[7, 8, 10, 11, 13, 25, 44, 52, 54, 74, 77, 78, 92, 93, 95, 99, 106, 107, 112, 113, 115, 116, 128, 130, 133, 136, 139, 143, 147, 152, 160, 162, 166, 167, 169, 173, 180, 183–189, 193, 194, 197, 200, 206, 210, 212, 213, 218, 220, 221, 232, 234, 237, 253–255, 266, 281, 284, 291, 298, 300–303, 315, 319, 324, 325, 329, 331–333, 335, 341, 344, 346]
	VRSQ [145]	6	[13, 161, 214, 266, 327, 343]
<b>Engagement</b>	NES [35]	<b>9</b> 5	[16, 22, 205, 261, 263]
	GEQ [32]	4	[150, 198, 201, 245]
<b>Task Load</b>	NASA-TLX [103, 104]	<b>62</b> 56	[2, 7, 15, 18, 24, 37, 40, 41, 51, 54, 64, 70, 77–79, 81, 86, 86, 88, 93, 99, 107, 108, 114, 118, 142, 147, 159, 165, 166, 173, 174, 184, 190, 199, 206, 207, 214, 232, 237, 250, 259, 260, 262–264, 275, 290, 295, 304, 311, 312, 315, 326, 328, 346]
	VHP [195] SMEQ [345]	3 3	[9, 206, 207] [84, 169, 288]
<b>Presence</b>	IPQ [258]	<b>138</b> 41	[13, 36, 45, 64, 69, 93, 97, 100, 109, 116, 122, 128, 132, 133, 144, 147, 154, 161, 168, 185, 196, 199, 200, 206, 207, 218, 231, 237, 239, 256, 259, 274, 286, 294, 297, 305, 315, 317, 319, 329, 338]
	PQ [318]	40	[18, 22, 30, 37, 41, 44, 47, 48, 54, 61, 66, 71, 81, 87, 122, 149, 150, 165–167, 170, 173, 174, 186, 188, 203, 205, 212, 215, 230, 241, 243, 261, 263, 267, 268, 285, 293, 321, 331]
	SUS (Presence) [296]	31	[11, 26, 51, 55, 56, 60, 77, 85, 86, 94, 105–107, 110, 114, 134, 180, 201, 253, 267, 268, 282–284, 302, 320, 320, 321, 323, 326, 335]
	NMMoSP [23, 101]	10	[46, 95, 119, 126, 184, 196, 206, 207, 288, 330]
	MEC-SPQ [306]	6	[130, 169, 242, 254, 340, 341]
	Sense of presence, social presence and co-presence [223]	4	[224, 225, 264, 313]
	SPQ [12]	3	[9, 83, 170]
	ITC-SOPI [172]	3	[20, 65, 238]
<b>Emotion</b>	IMI [247]	<b>39</b> 11	[20, 24, 54, 68, 99, 102, 135, 139, 239, 251, 319]
	SAM [31]	7	[6, 39, 46, 126, 139, 294, 317]
	PENS [248]	7	[86, 95, 102, 113, 127, 131, 135]
	PANAS [314]	6	[24, 62, 146, 157, 245, 307]
	STAI [280]	5	[65, 139, 160, 211]
	I-PANAS-SF [289]	3	[99, 139, 160]
<b>Experience</b>	UEQ [163]	<b>42</b> 16	[15, 70, 78, 83, 84, 97, 99, 139, 142, 159, 184, 256, 326, 327, 329, 334]
	GEQ [117, 233]	11	[53, 94, 127, 129, 131, 184, 205, 254, 261, 281, 282]
	E <sup>2</sup> I [182]	6	[112, 133, 160, 167, 198, 243]
	UEQ-Short [257]	5	[16, 88, 234, 275, 338]
	PXI [1, 299]	4	[54, 66, 135, 319]
<b>Immersion</b>	IEQ [123]	<b>32</b> 14	[38, 39, 57, 66, 108, 108, 143, 144, 189, 198, 204, 213, 231, 245]
	AEQ [90, 227]	11	[19, 34, 49, 72, 82, 141, 144, 229, 255, 286, 304]
	ITQ [318]	7	[180, 191, 203, 205, 206, 238, 255]
<b>Usability</b>	SUS (Usability) [33]	<b>26</b> 26	[2, 3, 7, 18, 40, 47, 69, 83, 113, 146, 147, 185, 185, 192, 196, 214, 241, 250, 260, 275, 287, 295, 312, 316, 339, 346]
<b>Perception</b>	IOS [96]	<b>7</b> 4	[46, 49, 62, 102]
	VEQ [246]	3	[161, 206, 207]

showing that participants approached the task more cautiously and required more attempts when confronted with a visually threatening drop, even though frame-rate degradations alone had little effect. This illustrates how environmental design can shape users' behavioral responses in ways that reflect their experiential state. In redirection research, Bolte and Lappe [25] used two-alternative forced choice tasks to estimate thresholds at which scene rotations and translations during saccades became detectable. Rather than merely reporting accuracy, these thresholds defined the limits

within which spatial manipulations remained perceptually unnoticed, offering a direct behavioral grounding for when presence is likely to remain intact. In haptic realism studies, such as reported by Cai et al. [37], measures of material-identification accuracy, decision time, and workload demonstrated that thermal cues supported reliable object discrimination without adding effort, suggesting improved perceptual fidelity rather than simply faster or slower task



**Figure 6: A stacked bar chart illustrating the yearly distribution of publications using different numbers of questionnaires (represented by color-coded categories). The red dashed line with circular markers represents the yearly weighted average count of questionnaires used. The left y-axis corresponds to the count of publications, while the right y-axis corresponds to the average number of questionnaires used.**

execution. Productivity-oriented evaluations, such as in VR text entry [93], used metrics like words per minute, error rate, initiation latency, and head posture to assess whether everyday tasks remained viable in immersive settings. Here, stable accuracy and manageable posture adjustments indicated that efficient performance could be maintained. Locomotion studies such as the one reported by Freitag et al. [77] incorporated search times, spatial-memory scores, dual-task reaction times, and rotation behavior to examine how users adapted to rotation gain in CAVE environments, showing that performance often remained robust despite substantial perceptual manipulations. Taken together, these examples demonstrate that performance metrics serve not only as indicators of task success but also as behavioral probes into how system properties, sensory manipulations, and environmental cues shape users' perceptual and experiential states.

These examples illustrate the breadth of how task performance is operationalized. Researchers variously used accuracy, speed, error rate, decision thresholds, workload, and behavioral adaptations as objective markers of how immersion shaped user activity. Importantly, such measures consistently linked immersion to observable performance changes: threatening environments slowed performance, subliminal manipulations preserved continuity, haptic cues improved object recognition, text entry retained usability in VR, and locomotion gains prompted adaptive movement strategies. These behavioral outcomes provide converging evidence that immersion

is not only felt but enacted through measurable patterns in how people move, decide, and perform within virtual environments.

### 5.3 Tracking System Performance

In our coding scheme, we marked papers as reporting System Performance when they provided objective measurements of a system's technical capabilities that were largely independent of direct user interaction. Such metrics included latency, frame rate, actuation strength, tracking accuracy, rendering stability, computational or power load, and related properties. These measures reflect how well a system functions technically, and often serve either as manipulation checks or as primary evidence for immersion-related claims.

Across the dataset, researchers reported a wide range of system-level measurements. For instance, several haptic systems quantified the *fidelity and strength of actuator outputs*. Peiris et al. [230] assessed recognition accuracy and response times for thermal cues in a head-mounted display, while Chen et al. [43] measured solenoid output force, power draw, and directional recognition accuracy in a tactile pin-array controller. Fan et al. [71] benchmarked torque, impulse duration, and latency in a flywheel-based impact device, demonstrating technical improvements over prior ungrounded haptics. These examples highlight how hardware-oriented work often validates immersion claims through quantitative evidence that signals are strong, separable, and delivered with low delay.

Beyond haptics, some studies focused on *audio, rendering, and networking quality*. For example, Kao et al. [135] controlled for audial system fidelity by normalizing voice recordings, validating their distinctiveness, and profiling WebGL rendering stability to ensure that observed effects on immersion were not confounded by performance bottlenecks. Likewise, telepresence research such as Higuchi et al. [111] directly measured gaze-estimation accuracy, gesture-tracking response times, and reconstruction fidelity, linking system accuracy to the sense of co-presence during remote collaboration.

Together, these examples illustrate a broader pattern. When researchers explicitly report system performance, they typically focus on metrics such as signal fidelity, actuation capacity, timing stability, and rendering robustness. Importantly, these measures are not only technical baselines but are often interpreted as prerequisites for immersive experience, showing that immersion depends on the system being accurate, responsive, and reliable at a technical level.

## 5.4 Capturing Physiological Signals

Physiological signals were occasionally employed as complementary indicators of immersion, providing an embodied layer of evidence beyond self-report. Researchers drew on a wide spectrum of biosignals, for example, heart rate and heart rate variability, electrodermal activity (EDA/GSR), respiration, EEG, and pupil size, to probe stress, arousal, relaxation, or cybersickness during immersive tasks.

Some studies focused on relaxation and affective comfort. For instance, Ito et al. [121] monitored ECG, respiration, and EEG while participants experienced simulated wind in VR, finding that heart rate variability indices reflected a measurable relaxation effect even when respiration and EEG did not change significantly. Likewise, Kim et al. [146] tracked heart rate, HRV, and oxygen saturation with consumer wearables, showing that active interventions such as VR drawing or throwing promoted stress recovery more effectively than passive viewing.

Physiological data have also been used to capture arousal and fear responses. In aviation safety training, Chittaro et al. [50] reported stronger electrodermal and cardiovascular activation in immersive VR than in traditional safety cards, linking heightened arousal to improved long-term knowledge retention. Work on cybersickness provides another angle: Jung et al. [130] showed that adding synchronized floor vibration significantly reduced skin conductance responses during VR driving, indicating lower stress and improved comfort. Early explorations in AR [81] also investigated heart rate, skin conductance, and temperature in a “pit” scenario, though results were noisy and highlighted the sensitivity of these measures to contextual and procedural factors.

Across these examples, physiological measures provided converging evidence that immersive systems can influence bodily states, sometimes reinforcing subjective reports of relaxation or stress, other times exposing subtle effects not captured by questionnaires. At the same time, their applicability is limited to specific settings, as biosignals are highly sensitive to movement, task demands, and environmental context. These constraints restrict when physiological measures can be meaningfully deployed and underline the methodological care required to interpret them.

## 5.5 Engaging in Interviews and Discussions

Interviews and post-use discussions were employed in many studies ( $N = 169$ , 45.1%) to capture aspects of immersion that structured measures could not easily address. These exchanges often targeted themes such as enjoyment, agency, realism, comfort, and social connectedness—dimensions that reflect how participants themselves made sense of their experiences. For example, in stress recovery studies [146], comments about creative freedom, cathartic release, or fatigue explained why active VR interventions felt more engaging and stress-relieving than passive viewing. Participants described the haptic beams as “natural” and “fun,” yet pointed out breaks in immersion caused by device weight or latency [249], highlighting how ergonomics and fidelity jointly shaped presence. Interviewees contrasted anticipatory and onset air-jet cues. Anticipatory cues provided predictability that reduced sickness, whereas onset cues felt more realistic due to their tight temporal synchrony [137]. When anticipatory timing was perceived as implausible, it was reported as immersion-breaking, underscoring the importance of temporal fit. Even brief debriefs indicated that unnoticed scene edits helped preserve perceptual continuity and user comfort, lending support to the core mechanism of subliminal redirection [25].

Overall, interviews and open-ended discussions with participants served as a flexible lens for revealing why immersion strengthened or weakened. They highlighted that presence is reinforced when users feel creative agency, sensorimotor congruence, or predictable feedback, and weakened when fidelity gaps, discomfort, or communication barriers intrude. In this way, qualitative reflections grounded the numerical data, offering nuanced explanations of how immersive systems succeed or fail from the user’s perspective.

## 6 When to Use What Measure(s)?

Our analysis reveals that the choice of evaluation method is rarely arbitrary. Instead, it reflects the priorities of our coding schemes, i.e., devices, primary contribution types, and particular domains. Below, we summarize recurring patterns observed across the 375 reviewed papers.

*By Device.* Patterns also emerge at the device level. VR studies overwhelmingly employ SSQ, IPQ, and task performance, consistent with both presence research and simulator sickness concerns. AR and MR studies, however, emphasize pragmatic workload (e.g., NASA-TLX) and usability, reflecting their integration into real-world contexts. CAVE-based work often relies on basic task and system metrics, with relatively little use of presence questionnaires. Other devices (e.g., custom headsets or hybrid setups) demonstrate more heterogeneous strategies but still lean toward performance and system logging.

*By Contribution Type.* Similarly, evaluation choices align with the type of contribution. Application papers tend to use straightforward task and interview measures. Design papers privilege qualitative feedback, with interviews dominating alongside SSQ or workload scales. Novel interaction techniques are almost always validated through task comparisons, often supplemented by presence or usability questionnaires. System evaluations place stronger emphasis on system-level logging and fidelity metrics, while usability-focused

studies combine task efficiency, user satisfaction, and workload measures.

*By Application Domain.* In gaming and entertainment, task performance is almost always paired with engagement-oriented questionnaires such as GEQ or IEQ, reflecting the emphasis on enjoyment. Health and rehabilitation studies, by contrast, prioritize safety and comfort, with SSQ and physiological measures far more common than in other domains. Navigation and locomotion research consistently combines task completion with simulator sickness metrics, while perception and sensory feedback studies foreground psychophysical tasks and system-level fidelity. Social interaction and collaboration papers rely heavily on interviews to capture nuances of communication, presence, and co-experience. Training and education contexts frequently combine performance outcomes with pragmatic usability scales, while UI/UX and design evaluations almost uniformly adopt a triad of task metrics, usability questionnaires, and workload measures.

## 7 Discussion, Limitations, and Future Work

### 7.1 How Do We Really Evaluate Immersive Experiences?

Our findings make clear that immersive experience cannot be captured by a single, universal recipe. Instead, evaluation practices emerge as deeply entangled with domain priorities and technical affordances. The point is not merely that “different domains use different tools.” Rather, these patterns illustrate how constructs are selectively foregrounded or sidelined depending on context. What counts as “experience” in one community—fun, flow, enjoyment [217]—may be irrelevant in another where safety or fidelity [4] is the overriding concern. This domain-sensitivity helps explain why efforts to impose a universal evaluation framework have repeatedly failed. At the same time, our data show a striking imbalance in method adoption. Questionnaires and task metrics dominate, often combined with interviews, while more resource-intensive approaches such as physiological sensing or system-level logging remain rare. This asymmetry is not accidental: questionnaires are easy to administer and compare, whereas physiological and system metrics require equipment, expertise, and longer pipelines. The result is a methodological skew toward what is feasible rather than what is always conceptually appropriate.

Taken together, these observations suggest that immersive experience evaluation is shaped as much by disciplinary priorities and resource constraints as by theoretical considerations (see Figure 7). Recognizing this helps us move beyond the search for a one-size-fits-all solution and instead ask: how can we design evaluations that are sensitive to context, but also cumulative enough to build a coherent knowledge base?

### 7.2 Why Is the Field Still So Fragmented?

Despite decades of progress, immersive experience evaluation remains highly fragmented. Core constructs, such as presence, continue to be defined and operationalized in multiple, sometimes conflicting ways [269, 271]. Similarly, embodiment has been carefully decomposed into agency, self-location, and body ownership [140], yet measurement practices vary widely, with some studies relying

on custom questionnaires and others drawing on indirect behavioral proxies [228]. Such inconsistencies limit comparability across studies and make cumulative knowledge difficult to achieve.

Methodological inconsistencies further exacerbate this issue. Even well-established instruments such as PQ, IPQ, and NASA-TLX are often used in modified or partial forms, sometimes without proper citation to their original sources. We observed examples where reviews were cited instead of the validated scales, or where additional items were introduced without validation. As Messick [208, 209] emphasizes, validity is not a property of the measure itself but of the meaning of the scores and the inferences drawn from them. This highlights a broader problem: it is not the mere frequency of a measure’s use that guarantees its validity, but whether its underlying constructs align with the phenomena under study. Questionnaires carry assumptions that may not always fit the context, and similar concerns apply to other methods with respect to reliability [5].

### 7.3 It’s Not Just About More Measures, It’s About Smarter Measures

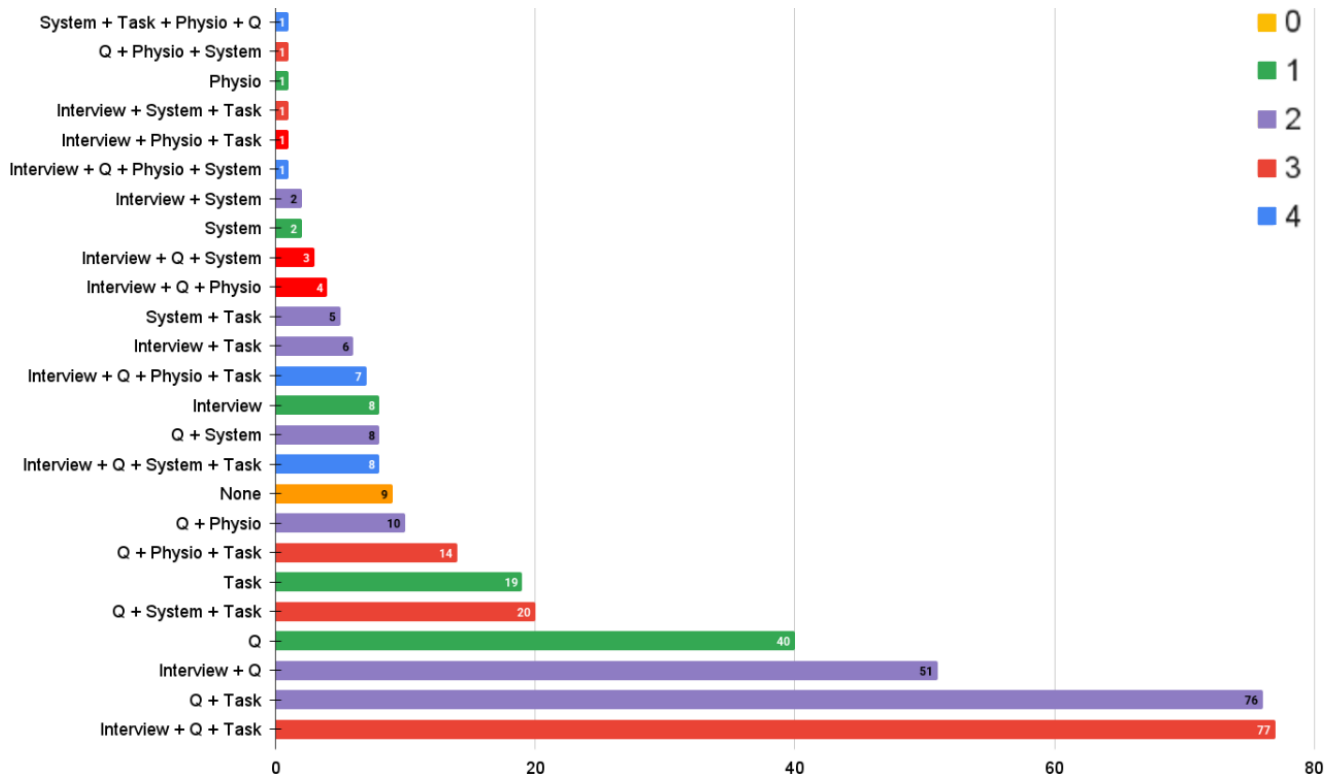
More is not necessarily better. We found more and more cases in recent years where six or more questionnaires were administered within a single study, creating redundancy and participant fatigue without yielding deeper insight. The relative infrequency of physiological measures should not be mistaken for neglect; rather, such measures are only appropriate in specific settings, as they require controlled movement, stable sensing conditions, and tasks that do not confound biosignals. When these conditions are met, they are commonly used and to good effect. By contrast, system-level performance metrics were often reported only superficially, making it difficult to relate technical properties to experiential outcomes. Taken together, these practices leave the field with a patchwork of methods that lack coherence.

One clear trend in our dataset is the proliferation of measures per study. Researchers increasingly adopt multi-method evaluations, combining questionnaires, task performance, and interviews. Yet this does not automatically resolve conceptual ambiguity. More measures do not guarantee better evaluation. Administering multiple questionnaires that probe overlapping constructs may only increase redundancy, while overwhelming participants and diluting insights.

The key is smarter combinations. For example, pairing a presence questionnaire with a task-based metric can provide complementary insights into both subjective experience and behavioral outcomes. In contrast, adding five additional questionnaires about presence-like constructs may not add conceptual clarity. Multi-method evaluation should not be treated as a checklist but as a principled process of selecting methods that jointly address the constructs of interest. This requires both theoretical reflection on what immersive experience means in context and careful methodological design to ensure integration rather than accumulation.

### 7.4 The Missing Piece: User-Centric Evaluation

A striking absence in much of the literature is direct attention to what users themselves value and experience. Many evaluations remain researcher-centric, focusing on constructs that are easy to



**Figure 7: Distribution of immersive experience evaluation method combinations across 375 reviewed papers. Bars represent the number of papers using each specific combination of evaluation methods. Colors indicate the number of distinct evaluation method types employed in each case, ranging from zero to four. The most common combinations involve questionnaires and behavioral measures, with fewer studies integrating physiological or system-level metrics.**

measure rather than those most salient to participants. Related work has shown the importance of dimensions such as workload [155], empathy [171], and embodiment [140, 228], yet these aspects are often sidelined in favor of traditional presence or usability scales. Our review shows that qualitative methods such as interviews are increasingly adopted, but still underrepresented compared to questionnaires.

We therefore argue that immersive experience evaluation should shift toward more user-centric approaches. Interviews and open-ended reports can surface unexpected aspects of experience that structured scales may miss, such as social connectedness in collaborative XR or affective resonance in embodied interfaces. Future work should also pay attention to the missing aspects of immersive experience, for example, emotions, values, and lived contexts that are not well captured by existing instruments. Without such perspectives, evaluations risk reducing experience to a narrow set of technical constructs.

However, as with user testing more broadly, such qualitative and user-centric approaches should not be expected to yield dramatic or surprising insights in every instance [181]. Their true value lies in the consistent, iterative uncovering of both small frictions and occasional blind spots, which over time can lead to more holistic and meaningful understandings of immersive experience.

## 7.5 Can Computational Modeling Help?

Computational modeling can complement traditional evaluation by providing predictive and objective insights. The NICER metric, for example, models endurance and recovery in mid-air gestures and correlates more strongly with subjective fatigue than prior cumulative-fatigue models [179]. SIM2VR takes a different approach, integrating biomechanical simulation into VR applications to predict user performance and ergonomics without requiring large-scale user studies [76]. Singh et al. [265] present EEVR, a dataset pairing physiological signals with textual emotion reports for joint representation learning. While designed for affective computing, EEVR illustrates the potential of cross-modal strategies that integrate physiological, behavioral, and linguistic data into more interpretable models of experience. Although these examples demonstrate the promise of computational approaches, they do not yet constitute a general or systematic methodology for modeling immersive experience.

The value of these approaches becomes most evident when combined with human-centered methods. NICER and its extension in AlphaFig [178] show that computational metrics gain validity only when aligned with self-reports and task outcomes, while SIM2VR requires calibration against real user data. Long-term and socially situated XR use underscores this need for hybrid approaches. Biener et al. [21] demonstrated that working in VR for a week produces



fatigue and usability issues beyond what post-experience questionnaires capture, and Pavanatto et al. [226] revealed how social acceptability and bystander reactions shape XR use in public settings. In such contexts, computational models can provide continuous traces of fatigue, workload, or social dynamics, while qualitative reports explain whether these signals genuinely reflect lived experience. Together, these examples suggest that hybrid approaches, which combine predictive modeling with user-centric insights, offer one of the most promising paths for future evaluation of immersive experiences.

## 7.6 Looking Ahead: Towards an Open and Sustainable Evaluation Ecosystem

Beyond methods, the field must also consider infrastructures for sustaining progress. Our review found that few studies share protocols or datasets, limiting reproducibility [27, 73]. This gap persists despite emerging efforts to support reproducible immersive research. For instance, the Virtual Experience Research Accelerator (VERA<sup>12</sup>) aims to provide a scalable, standardized environment for XR experimentation. Such initiatives show that shared infrastructure is feasible and increasingly valued, yet adoption remains uneven and fragmented.

We envision an open platform (similar to Locomotion Vault [63]) where researchers can share evaluation protocols, including details about domains, devices, and measures. Such a platform would serve as a living resource, evolving with new technologies and supporting cross-project comparability. To be effective, it should follow FAIR principles<sup>13</sup> by making protocols and datasets findable via persistent identifiers, accessible under clear licensing, interoperable across XR toolchains, and reusable through versioned documentation. This would enable replication, multi-lab comparison, and reuse without repeated re-implementation. Alongside this, repositories of validated scales and multimodal datasets could provide foundations for both traditional and computational approaches. Ultimately, we imagine a dynamic field guide for immersive experience evaluation: a community-maintained resource that enables newcomers, researchers, and practitioners to identify context-specific best practices while building cumulative knowledge.

## 7.7 Limitations

Our review has several limitations that should be considered when interpreting the findings. First, our dataset is not comprehensive. It does not cover all immersive-technology venues and therefore inevitably reflects the methodological preferences and biases of the technical ACM/IEEE communities from which it is drawn. In line with similar scoping efforts [17, 278], this constitutes a common constraint of reviews that target specific publication ecosystems rather than the entire interdisciplinary landscape. However, given that our methodology intentionally adopts a bottom-up, venue-specific structure, this paper does not aim to provide a fully comprehensive literature review of all immersive technologies involving user experience. Instead, it seeks to synthesize representative evaluation metrics and methodological patterns from seven premier HCI/XR

venues. Despite these boundaries, we believe our review still offers meaningful guidance for understanding current evaluation practices and for supporting researchers and practitioners when designing and assessing novel interaction techniques in specific application contexts.

Second, our keyword-based retrieval strategy has inherent constraints. While the selection of “immersive experience” terms was iteratively refined to balance precision and recall, keyword search cannot capture all relevant work, particularly when terminology diverges across communities or when commonly expected descriptors (e.g., “CAVE”), are intentionally avoided due to trademark issues. Future work could complement this approach with citation-based, snowball, or embedding-based retrieval methods to minimize such blind spots.

Third, although we employed a multi-stage screening and coding process, coding consistency and methodological decisions introduce potential bias. Short papers were excluded to ensure full reporting of study design and measurement details, yet this may underrepresent application-centered or situated evaluations that often appear as short formats at ACM CHI or other venues. We relied on dual independent coding with consensus resolution instead of formal inter-rater reliability statistics, which prioritizes interpretative agreement but limits claims of measurement reliability. To support transparency and mitigate these concerns, we release our full dataset and PRISMA documentation, enabling others to inspect our decisions and replicate or extend the analysis.

Finally, our synthesis and recommendations are shaped by the above boundaries. The gaps we highlight, such as fragmented terminology, limited cross-study comparability, or the need for shared repositories, should be interpreted as gaps within the selected venues, not universal deficits across all XR communities. In parallel, other fields, for example, digital heritage [235, 236, 308], have developed their own evaluation traditions and frameworks that were beyond the scope of this review. In 3D heritage, Galeazzi and Di Giuseppantonio Di Franco [80] emphasize that evaluation in immersive archaeology must be integrated and cognitively informed, covering perception, presence, and usability. Koutsabasis [156] further synthesizes empirical methods and validity challenges for interactive cultural heritage systems. A more cross-disciplinary synthesis that integrates these communities, alongside emerging infrastructures such as VERA or questionnaire toolkits, represents a valuable direction for future work.

## 8 In Closing

The evaluation of immersive experience will never be one-size-fits-all. Best practice is to remain context-sensitive [91], methodologically transparent, and user-centered. At the same time, the community must confront conceptual fragmentation and methodological inconsistency, while also embracing emerging opportunities in computational modeling and open science. Moving forward requires collective effort: clarifying constructs, adopting open protocols, and developing integrative frameworks. We see this paper as one step toward such a future, and we invite researchers and practitioners to reflect on their own evaluation choices and to contribute to building a more transparent, cumulative, and user-focused ecosystem for immersive experience research.

<sup>12</sup><https://sreal.ucf.edu/vera/>

<sup>13</sup><https://www.go-fair.org/fair-principles/>

Against this backdrop, our scoping review of 375 papers across ACM CHI, UIST, VRST, SUI, IEEE VR, ISMAR, and TVCG revealed a field rich in methods but fractured in coherence. Immersive experience has been assessed through questionnaires, task and system performance, interviews, and physiological signals, yet no single approach dominates across contexts, and even well-established constructs are applied in inconsistent ways. From this fragmented landscape, three insights stand out. First, evaluation is domain-sensitive. For example, what matters in gaming is not the same as in health, education, or collaboration. Second, more measures do not automatically mean better evaluation; the challenge is to design smarter, conceptually aligned combinations. Third, progress requires infrastructure: open protocols, shared datasets, and hybrid approaches that integrate computational modeling with user-centered insights.

We do not claim to resolve decades of debate, nor to prescribe a universal framework. Instead, our contribution is to consolidate existing practices, expose the assumptions that shape them, and highlight where gaps remain. Lasting progress will depend on collective engagement to strengthen methodological transparency and to shape evaluation practices that are not only rigorous but also sustainable.

## 9 Data Availability

All data generated or analyzed during this study are included in its supplementary information files.

## Acknowledgments

Xiang Li is supported by the China Scholarship Council (CSC) International Cambridge Scholarship (No. 202208320092). Per Ola Kristensson is supported by the EPSRC (grant EP/W02456X/1). We only used a Large Language Model (ChatGPT) to assist with grammar checking and language polishing. All scientific decisions (screening process, analysis, discussions, and conclusions) are entirely the responsibility of the authors. The use of ChatGPT did not influence, manipulate, or generate substantive content for this research.

## References

- [1] Vero Vanden Abeele, Katta Spiel, Lennart Nacke, Daniel Johnson, and Kathrin Gerling. 2020. Development and validation of the player experience inventory: A scale to measure player experiences at the level of functional and psychosocial consequences. *International Journal of Human-Computer Studies* 135 (2020), 102370.
- [2] Pedro Acevedo, Minsoo Choi, Alejandra J. Magana, Bedrich Benes, and Christos Mousas. 2024. The Effects of Immersion and Dimensionality in Virtual Reality Science Simulations: The Case of Charged Particles. In *2024 IEEE International Symposium on Mixed and Augmented Reality (ISMAR)*. 170–179. doi:10.1109/ISMAR62088.2024.00031
- [3] Asif Ahmmed, Erica Butts, Kimia Naeiji, Ladda Thiamwong, and Salam Daher. 2024. System Usability and Technology Acceptance of a Geriatric Embodied Virtual Human Simulation in Augmented Reality. In *2024 IEEE International Symposium on Mixed and Augmented Reality (ISMAR)*. 594–603. doi:10.1109/ISMAR62088.2024.00074
- [4] Hamza A Al-Jundi and Emad Y Tanbour. 2022. A framework for fidelity evaluation of immersive virtual reality systems. *Virtual Reality* 26, 3 (2022), 1103–1122.
- [5] Bill Albert and Tom Tullis. 2022. *Measuring the user experience: Collecting, analyzing, and presenting UX metrics*. Morgan Kaufmann.
- [6] Maximilian Altmeyer, Vladislav Hnatovskiy, Katja Rogers, Pascal Lessel, and Lennart E. Nacke. 2022. Here Comes No Boom! The Lack of Sound Feedback Effects on Performance and User Experience in a Gamified Image Classification Task. In *Proceedings of the 2022 CHI Conference on Human Factors in Computing Systems (CHI '22)*. Association for Computing Machinery, New York, NY, USA. doi:10.1145/3491102.3517581 event-place: New Orleans, LA, USA.
- [7] Guilherme Amaro, Daniel Mendes, and Rui Rodrigues. 2022. Design and evaluation of travel and orientation techniques for desk vr. In *2022 IEEE Conference on Virtual Reality and 3D User Interfaces (VR)*. IEEE, 222–231.
- [8] Imtiaz Muhammad Arafat, Sharif Mohammad Shahnewaz Ferdous, and John Quarles. 2016. The effects of cybersickness on persons with multiple sclerosis. In *Proceedings of the 22nd ACM Conference on Virtual Reality Software and Technology (Munich, Germany) (VRST '16)*. Association for Computing Machinery, New York, NY, USA, 51–59. doi:10.1145/2993369.2993383
- [9] Stephanie Arévalo Arboleda, Christian Kunert, Jakob Hartbrich, Christian Schneiderwind, Chenyao Diao, Christoph Gerhardt, Tatiana Surdu, Florian Weidner, Wolfgang Broll, Stephan Werner, and Alexander Raake. 2024. Beyond Looks: A Study on Agent Movement and Audiovisual Spatial Coherence in Augmented Reality. In *2024 IEEE Conference Virtual Reality and 3D User Interfaces (VR)*. 502–512. doi:10.1109/VR58804.2024.00071
- [10] Ferran Argelaguet and Morgant Maignant. 2016. GiAnt: stereoscopic-compliant multi-scale navigation in VEs. In *Proceedings of the 22nd ACM Conference on Virtual Reality Software and Technology (Munich, Germany) (VRST '16)*. Association for Computing Machinery, New York, NY, USA, 269–277. doi:10.1145/2993369.2993391
- [11] Oscar Ariza, Jann Freiwald, Nadine Laage, Michaela Feist, Mariam Salloum, Gerd Bruder, and Frank Steinicke. 2016. Inducing Body-Transfer Illusions in VR by Providing Brief Phases of Visual-Tactile Stimulation. In *Proceedings of the 2016 Symposium on Spatial User Interaction (Tokyo, Japan) (SUI '16)*. Association for Computing Machinery, New York, NY, USA, 61–68. doi:10.1145/2983310.2985760
- [12] Jeremy N. Bailenson, Jim Blascovich, Andrew C. Beall, and Jack M. Loomis. 2003. Interpersonal Distance in Immersive Virtual Environments. *Personality and Social Psychology Bulletin* 29, 7 (2003), 819–833. doi:10.1177/0146167203029007002 arXiv:https://doi.org/10.1177/0146167203029007002 PMID: 15018671.
- [13] Paulo Bala, Ian Oakley, Valentina Nisi, and Nuno Jardim Nunes. 2021. Dynamic Field of View Restriction in 360° Video: Aligning Optical Flow and Visual SLAM to Mitigate VIMS. In *Proceedings of the 2021 CHI Conference on Human Factors in Computing Systems (CHI '21)*. Association for Computing Machinery, New York, NY, USA. doi:10.1145/3411764.3445499 event-place: Yokohama, Japan.
- [14] Artur Becker and Carla M. Dal Sasso Freitas. 2023. Evaluation of XR Applications: A Tertiary Review. *ACM Comput. Surv.* 56, 5, Article 110 (Nov. 2023), 35 pages. doi:10.1145/3626517
- [15] Manshul Belani, Harsh Vardhan Singh, Aman Parnami, and Pushpendra Singh. 2023. Investigating spatial representation of learning content in virtual reality learning environments. In *2023 IEEE Conference Virtual Reality and 3D User Interfaces (VR)*. IEEE, 33–43.
- [16] Jan Henry Belz, Lina Madlin Weilke, Anton Winter, Philipp Hallgarten, Enrico Rukzio, and Tobias Grosse-Puppenthal. 2024. Story-Driven: Exploring the Impact of Providing Real-time Context Information on Automated Storytelling. In *Proceedings of the 37th Annual ACM Symposium on User Interface Software and Technology (Pittsburgh, PA, USA) (UIST '24)*. Association for Computing Machinery, New York, NY, USA, Article 73, 15 pages. doi:10.1145/3654777.3676372
- [17] Joanna Bergström, Tor-Salve Dalsgaard, Jason Alexander, and Kasper Hornbæk. 2021. How to evaluate object selection and manipulation in vr? guidelines from 20 years of studies. In *proceedings of the 2021 CHI conference on human factors in computing systems*. 1–20.
- [18] Jeffrey Bertrand, David Brickler, Sabarish Babu, Kapil Madathil, Melissa Zelaya, Tianwei Wang, John Wagner, Anand Gramopadhye, and Jun Luo. 2015. The role of dimensional symmetry on bimanual psychomotor skills education in immersive virtual environments. In *2015 IEEE Virtual Reality (VR)*. 3–10. doi:10.1109/VR.2015.7223317
- [19] Ayush Bhargava, Roshan Venkatakrishnan, Rohith Venkatakrishnan, Hannah Solini, Kathryn Lucaites, Andrew C Robb, Christopher C Pagano, and Sabarish V Babu. 2023. Empirically evaluating the effects of eye height and self-avatars on dynamic passability affordances in virtual reality. In *2023 IEEE Conference Virtual Reality and 3D User Interfaces (VR)*. IEEE, 308–317.
- [20] Svetlana Bialkova and Bob Dickhoff. 2019. Encouraging Rehabilitation Trials: The Potential of 360° Immersive Instruction Videos. In *2019 IEEE Conference on Virtual Reality and 3D User Interfaces (VR)*. 1443–1447. doi:10.1109/VR.2019.8797805
- [21] Verena Biener, Snehanjali Kalamkar, Negar Nouri, Eyal Ofek, Michel Pahud, John J Dudley, Jinghui Hu, Per Ola Kristensson, Maheshya Weerasinghe, Klen Čopić Pucihar, et al. 2022. Quantifying the effects of working in VR for one week. *IEEE Transactions on Visualization and Computer Graphics* 28, 11 (2022), 3810–3820.
- [22] Samantha W. Bindman, Lisa M. Castaneda, Mike Scanlon, and Anna Cechony. 2018. Am I a Bunny? The Impact of High and Low Immersion Platforms and Viewers' Perceptions of Role on Presence, Narrative Engagement, and Empathy during an Animated 360° Video. In *Proceedings of the 2018 CHI Conference on Human Factors in Computing Systems (CHI '18)*. Association for Computing Machinery, New York, NY, USA, 1–11. doi:10.1145/3173574.3174031 event-place: Montreal QC, Canada.

- [23] Frank Biocca, Chad Harms, and Jennifer L. Gregg. 2001. The Networked Minds Measure of Social Presence : Pilot Test of the Factor Structure and Concurrent Validity. <https://api.semanticscholar.org/CorpusID:14627638>
- [24] Mette Boldt, Michael Bonfert, Inga Lehne, Melina Cahnbley, Kim Korsching, Ioannis Bikas, Stefan Finke, Martin Hanci, Valentin Kraft, Boxuan Liu, et al. 2018. You shall not pass: Non-intrusive feedback for virtual walls in VR environments with room-scale mapping. In *2018 IEEE Conference on Virtual Reality and 3D User Interfaces (VR)*. IEEE, 143–150.
- [25] Benjamin Bolte and Markus Lappe. 2015. Subliminal reorientation and repositioning in immersive virtual environments using saccadic suppression. *IEEE transactions on visualization and computer graphics* 21, 4 (2015), 545–552.
- [26] Elise Bonnal, Julian Frommel, Eric Lecolinet, Samuel Huron, and Jan Gugenheimer. 2024. Was it Real or Virtual? Confirming the Occurrence and Explaining Causes of Memory Source Confusion between Reality and Virtual Reality. In *Proceedings of the 2024 CHI Conference on Human Factors in Computing Systems* (Honolulu, HI, USA) (CHI '24). Association for Computing Machinery, New York, NY, USA, Article 796, 17 pages. doi:10.1145/3613904.3641192
- [27] Zahra Borhani and Francisco R Ortega. 2024. Enhancing replicability in XR HCI studies: a survey-based approach. In *2024 IEEE International Symposium on Mixed and Augmented Reality Adjunct (ISMAR-Adjunct)*. IEEE, 42–46.
- [28] Doug A Bowman, David Koller, and Larry F Hodges. 1998. A methodology for the evaluation of travel techniques for immersive virtual environments. *Virtual reality* 3, 2 (1998), 120–131.
- [29] Doug A. Bowman and Ryan P. McMahan. 2007. Virtual Reality: How Much Immersion Is Enough? *Computer* 40, 7 (2007), 36–43. doi:10.1109/MC.2007.257
- [30] Evren Bozgeyikli, Andrew Raji, Srinivas Katkoo, and Rajiv Dubey. 2016. Locomotion in Virtual Reality for Individuals with Autism Spectrum Disorder. In *Proceedings of the 2016 Symposium on Spatial User Interaction* (Tokyo, Japan) (SUI '16). Association for Computing Machinery, New York, NY, USA, 33–42. doi:10.1145/2983310.2985763
- [31] Margaret M. Bradley and Peter J. Lang. 1994. Measuring emotion: The self-assessment manikin and the semantic differential. *Journal of Behavior Therapy and Experimental Psychiatry* 25, 1 (March 1994), 49–59. doi:10.1016/0005-7916(94)90063-9
- [32] Jeanne H. Brockmyer, Christine M. Fox, Kathleen A. Curtiss, Evan McBroom, Kimberly M. Burkhardt, and Jacquelyn N. Pidruzny. 2009. The development of the Game Engagement Questionnaire: A measure of engagement in video game-playing. *Journal of Experimental Social Psychology* 45, 4 (2009), 624–634. doi:10.1016/j.jesp.2009.02.016
- [33] John Brooke. 1996. SUS: A 'Quick and Dirty' Usability Scale. In *Usability Evaluation In Industry*. CRC Press. Num Pages: 6.
- [34] Lauren E. Buck, Soumyajit Chakraborty, and Bobby Bodenheimer. 2022. The Impact of Embodiment and Avatar Sizing on Personal Space in Immersive Virtual Environments. *IEEE Transactions on Visualization and Computer Graphics* 28 (2022), 2102–2113. <https://api.semanticscholar.org/CorpusID:246866577>
- [35] Rick Busselle and Helena Bilandzic. 2009. Measuring Narrative Engagement. *Media Psychology* 12, 4 (Nov. 2009), 321–347. doi:10.1080/15213260903287259 Publisher: Routledge \_eprint: <https://doi.org/10.1080/15213260903287259>.
- [36] Fabio Buttussi and Luca Chittaro. 2018. Effects of Different Types of Virtual Reality Display on Presence and Learning in a Safety Training Scenario. *IEEE Transactions on Visualization and Computer Graphics* 24, 2 (Feb. 2018), 1063–1076. doi:10.1109/TVCG.2017.2653117
- [37] Shaoyu Cai, Pingchuan Ke, Takuji Narumi, and Kening Zhu. 2020. Thermair-glove: A pneumatic glove for thermal perception and material identification in virtual reality. In *2020 IEEE conference on virtual reality and 3D user interfaces (VR)*. IEEE, 248–257.
- [38] Paul Cairns, Jing Li, Wendy Wang, and A. Imran Nordin. 2014. The Influence of Controllers on Immersion in Mobile Games. In *Proceedings of the SIGCHI Conference on Human Factors in Computing Systems (CHI '14)*. Association for Computing Machinery, New York, NY, USA, 371–380. doi:10.1145/2556288.2557345 event-place: Toronto, Ontario, Canada.
- [39] Mert Canat, Mustafa Ozan Tezcan, Celalettin Yurdakul, Eran Tiza, Buğra Can Seferçik, İdil Bostan, Oğuz Turan Buruk, Tilbe Göksum, and Oğuzhan Özcan. 2016. Sensation: Measuring the Effects of a Human-to-Human Social Touch Based Controller on the Player Experience. In *Proceedings of the 2016 CHI Conference on Human Factors in Computing Systems (CHI '16)*. Association for Computing Machinery, New York, NY, USA, 3944–3955. doi:10.1145/2858036.2858418 event-place: San Jose, California, USA.
- [40] Julien Cauquis, Etienne Peillard, Lionel Dominjon, Thierry Duval, and Guillaume Moreau. 2024. Investigating Whether the Mass of a Tool Replica Influences Virtual Training Learning Outcomes. *IEEE Transactions on Visualization and Computer Graphics* 30, 5 (2024), 2411–2421. doi:10.1109/TVCG.2024.3372041
- [41] Kapil Chalil Madathil and Joel S Greenstein. 2011. Synchronous remote usability testing: a new approach facilitated by virtual worlds. In *Proceedings of the SIGCHI Conference on Human Factors in Computing Systems*. 2225–2234.
- [42] Chen Chen, Xiaohan Hu, and Jacob Fisher. 2024. What is 'being there'? An ontology of the immersive experience. *Annals of the International Communication Association* 48, 4 (2024), 391–414.
- [43] Daniel K.Y. Chen, Jean-Baptiste Chossat, and Peter B. Shull. 2019. HaptiVec: Presenting Haptic Feedback Vectors in Handheld Controllers Using Embedded Tactile Pin Arrays. In *Proceedings of the 2019 CHI Conference on Human Factors in Computing Systems (CHI '19)*. Association for Computing Machinery, New York, NY, USA, 1–11. doi:10.1145/3290605.3300401 event-place: Glasgow, Scotland Uk.
- [44] Weiya Chen, Anthony Plancoulaine, Nicolas Férey, Damien Touraine, Julien Nelson, and Patrick Bourdot. 2013. 6DoF navigation in virtual worlds: comparison of joystick-based and head-controlled paradigms. In *Proceedings of the 19th ACM Symposium on Virtual Reality Software and Technology (Singapore) (VRST '13)*. Association for Computing Machinery, New York, NY, USA, 111–114. doi:10.1145/2503713.2503754
- [45] Xiaoming Chen, Zeke Zexi Hu, Guangxin Zhao, Haisheng Li, Vera Chung, and Aaron Quigley. 2024. Video2Haptics: Converting Video Motion to Dynamic Haptic Feedback with Bio-Inspired Event Processing. *IEEE Transactions on Visualization and Computer Graphics* 30, 12 (2024), 7717–7735. doi:10.1109/TVCG.2024.3360468
- [46] Yi-An Chen, Sai-Keung Wong, Yu-Ting Chao, and Sabarish V. Babu. 2024. Effects of Organizational and Behavioral Reactions of Virtual Crowds on Users' Affect and Behavior in a Simulated Stressful Situation. In *2024 IEEE International Symposium on Mixed and Augmented Reality (ISMAR)*. 1107–1116. doi:10.1109/ISMAR62088.2024.00127
- [47] Yang-Sheng Chen, Chiao-En Hsieh, Miguel Then Ying Jie, Ping-Hsuan Han, and Yi-Ping Hung. 2023. Leap to the Eye: Implicit Gaze-based Interaction to Reveal Invisible Objects for Virtual Environment Exploration. In *2023 IEEE International Symposium on Mixed and Augmented Reality (ISMAR)*. IEEE, 214–222.
- [48] Lung-Pan Cheng, Eyal Ofek, Christian Holz, and Andrew D. Wilson. 2019. VRoamer: Generating On-The-Fly VR Experiences While Walking inside Large, Unknown Real-World Building Environments. In *2019 IEEE Conference on Virtual Reality and 3D User Interfaces (VR)*. 359–366. doi:10.1109/VR.2019.8798074
- [49] Yi Fei Cheng, Laurie M. Heller, Stacey Cho, and David Lindlbauer. 2024. First or Third-Person Hearing? A Controlled Evaluation of Auditory Perspective on Embodiment and Sound Localization Performance. In *2024 IEEE International Symposium on Mixed and Augmented Reality (ISMAR)*. 81–90. doi:10.1109/ISMAR62088.2024.00022
- [50] Luca Chittaro and Fabio Buttussi. 2015. Assessing Knowledge Retention of an Immersive Serious Game vs. a Traditional Education Method in Aviation Safety. *IEEE Transactions on Visualization and Computer Graphics* 21, 4 (2015), 529–538. doi:10.1109/TVCG.2015.2391853
- [51] Kup-Sze Choi. 2019. Virtual Reality Wound Care Training for Clinical Nursing Education: An Initial User Study. In *2019 IEEE Conference on Virtual Reality and 3D User Interfaces (VR)*. 882–883. doi:10.1109/VR.2019.8797741
- [52] Tanvir Irfan Chowdhury, Sharif Mohammad Shahnewaz Ferdous, and John Quarles. 2017. Information recall in a virtual reality disability simulation. In *Proceedings of the 23rd ACM Symposium on Virtual Reality Software and Technology (Gothenburg, Sweden) (VRST '17)*. Association for Computing Machinery, New York, NY, USA, Article 37, 10 pages. doi:10.1145/3139131.3139143
- [53] Frederik Roland Christiansen, Linus Nørgaard Hollensberg, Niko Bach Jensen, Kristian Julsgaard, Kristian Nyborg Jespersen, and Ivan Nikolov. 2024. Exploring Presence in Interactions with LLM-Driven NPCs: A Comparative Study of Speech Recognition and Dialogue Options. In *Proceedings of the 30th ACM Symposium on Virtual Reality Software and Technology (Trier, Germany) (VRST '24)*. Association for Computing Machinery, New York, NY, USA, Article 6, 11 pages. doi:10.1145/3641825.3687716
- [54] Sebastian Cmentowski, Andrey Krekhov, André Zenner, Daniel Kucharski, and Jens Krüger. 2021. Towards Sneaking as a Playful Input Modality for Virtual Environments. In *2021 IEEE Virtual Reality and 3D User Interfaces (VR)*. 473–482. doi:10.1109/VR50410.2021.00071
- [55] Robbe Cools, Renée Venema, Augusto Esteves, and Adalberto L. Simeone. 2024. The Impact of Near-Future Mixed Reality Contact Lenses on Users' Lives via an Immersive Speculative Enactment and Focus Groups. In *Proceedings of the 2024 ACM Symposium on Spatial User Interaction* (Trier, Germany) (SUI '24). Association for Computing Machinery, New York, NY, USA, Article 9, 13 pages. doi:10.1145/3677386.3682099
- [56] Alexandra Covaci, Estêvão B. Saleme, Gebremariam Mesfin, Ioan-Sorin Comsa, Ramona Trestian, Celso A. S. Santos, and George Ghinea. 2023. Multisensory 360° Videos Under Varying Resolution Levels Enhance Presence. *IEEE Transactions on Visualization and Computer Graphics* 29, 4 (April 2023), 2093–2101. doi:10.1109/TVCG.2022.3140875 Conference Name: IEEE Transactions on Visualization and Computer Graphics.
- [57] Anna Cox, Paul Cairns, Pari Shah, and Michael Carroll. 2012. Not Doing but Thinking: The Role of Challenge in the Gaming Experience. In *Proceedings of the SIGCHI Conference on Human Factors in Computing Systems (CHI '12)*. Association for Computing Machinery, New York, NY, USA, 79–88. doi:10.1145/2207676.2207689 event-place: Austin, Texas, USA.
- [58] James J Cummings and Jeremy N Bailenson. 2016. How immersive is enough? A meta-analysis of the effect of immersive technology on user presence. *Media psychology* 19, 2 (2016), 272–309.

- [59] Arindam Dey, Mark Billinghurst, Robert W. Lindeman, and J. Edward Swan. 2018. A Systematic Review of 10 Years of Augmented Reality Usability Studies: 2005 to 2014. *Frontiers in Robotics and AI* Volume 5 - 2018 (2018). doi:10.3389/frobt.2018.00037
- [60] Arindam Dey, Jane Phoon, Shuvodeep Saha, Chelsea Dobbins, and Mark Billinghurst. 2020. A Neurophysiological Approach for Measuring Presence in Immersive Virtual Environments. In *2020 IEEE International Symposium on Mixed and Augmented Reality (ISMAR)*. 474–485. doi:10.1109/ISMAR50242.2020.00072
- [61] Arindam Dey, Jane Phoon, Shuvodeep Saha, Chelsea Dobbins, and Mark Billinghurst. 2020. A neurophysiological approach for measuring presence in immersive virtual environments. In *2020 IEEE international symposium on mixed and augmented reality (Ismar)*. IEEE, 474–485.
- [62] Arindam Dey, Thammathip Piumsombon, Youngho Lee, and Mark Billinghurst. 2017. Effects of Sharing Physiological States of Players in a Collaborative Virtual Reality Gameplay. In *Proceedings of the 2017 CHI Conference on Human Factors in Computing Systems (CHI '17)*. Association for Computing Machinery, New York, NY, USA, 4045–4056. doi:10.1145/3025453.3026028 event-place: Denver, Colorado, USA.
- [63] Massimiliano Di Luca, Hasti Seifi, Simon Egan, and Mar Gonzalez-Franco. 2021. Locomotion vault: the extra mile in analyzing vr locomotion techniques. In *Proceedings of the 2021 CHI conference on human factors in computing systems*. 1–10.
- [64] Patrick Dickinson, Andrew Cardwell, Adrian Parke, Kathrin Gerling, and John Murray. 2021. Diegetic Tool Management in a Virtual Reality Training Simulation. In *2021 IEEE Virtual Reality and 3D User Interfaces (VR)*. 131–139. doi:10.1109/VR50410.2021.00034 ISSN: 2642-5254.
- [65] Patrick Dickinson, Arthur Jones, Wayne Christian, Andrew Westerside, Francis Mulloy, Kathrin Gerling, Kieran Hicks, Liam Wilson, and Adrian Parke. 2021. Experiencing Simulated Confrontations in Virtual Reality. In *Proceedings of the 2021 CHI Conference on Human Factors in Computing Systems (CHI '21)*. Association for Computing Machinery, New York, NY, USA. doi:10.1145/3411764.3445401 event-place: Yokohama, Japan.
- [66] Tobias Drey, Patrick Albus, Simon der Kinderen, Maximilian Milo, Thilo Segsneider, Linda Chanzab, Michael Rietzler, Tina Seufert, and Enrico Rukzio. 2022. Towards Collaborative Learning in Virtual Reality: A Comparison of Co-Located Symmetric and Asymmetric Pair-Learning. In *Proceedings of the 2022 CHI Conference on Human Factors in Computing Systems (CHI '22)*. Association for Computing Machinery, New York, NY, USA. doi:10.1145/3491102.3517641 event-place: New Orleans, LA, USA.
- [67] Andreas Dünser, Raphaël Grasset, and Mark Billinghurst. 2008. A survey of evaluation techniques used in augmented reality studies. In *International Conference on Computer Graphics and Interactive Techniques*. <https://api.semanticscholar.org/CorpusID:45775424>
- [68] Katharina Emmerich, Andrey Krekhov, Sebastian Cmentowski, and Jens Krueger. 2021. Streaming VR Games to the Broad Audience: A Comparison of the First-Person and Third-Person Perspectives. In *Proceedings of the 2021 CHI Conference on Human Factors in Computing Systems (CHI '21)*. Association for Computing Machinery, New York, NY, USA. doi:10.1145/3411764.3445515 event-place: Yokohama, Japan.
- [69] Isamu Endo, Kazuki Takashima, Maakito Inoue, Kazuyuki Fujita, Kiyoshi Kiyokawa, and Yoshifumi Kitamura. 2021. ModularHMD: A Reconfigurable Mobile Head-Mounted Display Enabling Ad-Hoc Peripheral Interactions with the Real World. In *The 34th Annual ACM Symposium on User Interface Software and Technology (UIST '21)*. Association for Computing Machinery, New York, NY, USA, 100–117. doi:10.1145/3472749.3474738 event-place: Virtual Event, USA.
- [70] Sevinç Eroglu, Patric Schmitz, Kilian Sinke, David Anders, Torsten Wolfgang Kuhlen, and Benjamin Weyers. 2024. Choose Your Reference Frame Right: An Immersive Authoring Technique for Creating Reactive Behavior. In *Proceedings of the 30th ACM Symposium on Virtual Reality Software and Technology (Trier, Germany) (VRST '24)*. Association for Computing Machinery, New York, NY, USA, Article 17, 11 pages. doi:10.1145/3641825.3687744
- [71] Chia-An Fan, En-Huei Wu, Chia-Yu Cheng, Yu-Cheng Chang, Alvaro Lopez, Yu Chen, Chia-Chen Chi, Yi-Sheng Chan, Ching-Yi Tsai, and Mike Y. Chen. 2024. SpinShot: Optimizing Both Physical and Perceived Force Feedback of Flywheel-Based, Directional Impact Handheld Devices. In *Proceedings of the 37th Annual ACM Symposium on User Interface Software and Technology (Pittsburgh, PA, USA) (UIST '24)*. Association for Computing Machinery, New York, NY, USA, Article 138, 15 pages. doi:10.1145/3654777.3676433
- [72] Cathy Mengying Fang and Chris Harrison. 2021. Retargeted Self-Haptics for Increased Immersion in VR without Instrumentation. In *The 34th Annual ACM Symposium on User Interface Software and Technology (UIST '21)*. Association for Computing Machinery, New York, NY, USA, 1109–1121. doi:10.1145/3472749.3474810 event-place: Virtual Event, USA.
- [73] Martin Feick, Niko Kleer, Anthony Tang, and Antonio Krüger. 2020. The virtual reality questionnaire toolkit. In *Adjunct proceedings of the 33rd annual ACM symposium on user interface software and technology*. 68–69.
- [74] Martin Feick, Niko Kleer, André Zenner, Anthony Tang, and Antonio Krüger. 2021. Visuo-Haptic Illusions for Linear Translation and Stretching Using Physical Proxies in Virtual Reality. In *Proceedings of the 2021 CHI Conference on Human Factors in Computing Systems (CHI '21)*. Association for Computing Machinery, New York, NY, USA. doi:10.1145/3411764.3445456 event-place: Yokohama, Japan.
- [75] William M. Felton and Russell E. Jackson. 2022. Presence: A Review. *International Journal of Human-Computer Interaction* 38, 1 (2022), 1–18. doi:10.1080/10447318.2021.1921368 arXiv:<https://doi.org/10.1080/10447318.2021.1921368>
- [76] Florian Fischer, Aleksi Ikkala, Markus Klar, Arthur Fleig, Miroslav Bachinski, Roderick Murray-Smith, Perttu Hämmäläinen, Antti Oulasvirta, and Jörg Müller. 2024. SIM2VR: Towards Automated Biomechanical Testing in VR. In *Proceedings of the 37th Annual ACM Symposium on User Interface Software and Technology*. 1–15.
- [77] Sebastian Freitag, Benjamin Weyers, and Torsten W. Kuhlen. 2016. Examining Rotation Gain in CAVE-like Virtual Environments. *IEEE Transactions on Visualization and Computer Graphics* 22, 4 (April 2016), 1462–1471. doi:10.1109/TVCG.2016.2518298
- [78] Judith Friedl-Knirsch, Christian Stach, Fabian Pointecker, Christoph Anthes, and Daniel Roth. 2024. A Study on Collaborative Visual Data Analysis in Augmented Reality with Asymmetric Display Types. *IEEE Transactions on Visualization and Computer Graphics* 30, 5 (2024), 2633–2643. doi:10.1109/TVCG.2024.3372103
- [79] Jenny Gabel, Susanne Schmidt, Oscar Ariza, and Frank Steinicke. 2023. Redirecting Rays: Evaluation of Assistive Raycasting Techniques in Virtual Reality. In *Proceedings of the 29th ACM Symposium on Virtual Reality Software and Technology (Christchurch, New Zealand) (VRST '23)*. Association for Computing Machinery, New York, NY, USA, Article 38, 11 pages. doi:10.1145/3611659.3615716
- [80] Fabrizio Galeazzi and Paola Di Giuseppantonio Di Franco. 2017. Theorising 3D Visualisation Systems in Archaeology: Towards more effective design, evaluations and life cycles. (2017).
- [81] Maribeth Gandy, Richard Catrambone, Blair MacIntyre, Chris Alvarez, Elsa Eiriksdottir, Matthew Hilimire, Brian Davidson, and Anne Collins McLaughlin. 2010. Experiences with an AR evaluation test bed: Presence, performance, and physiological measurement. In *2010 IEEE International Symposium on Mixed and Augmented Reality*. IEEE, 127–136.
- [82] Giorgos Ganiats, Christos Lougiakis, Akrivi Katifori, Maria Roussou, Yannis Ioannidis, et al. 2023. Comparing Different Grasping Visualizations for Object Manipulation in VR using Controllers. *IEEE Transactions on Visualization and Computer Graphics* 29, 5 (2023), 2369–2378.
- [83] Irene Lopez Garcia, Ephraim Schott, Marcel Gohsen, Volker Bernhard, Benno Stein, and Bernd Froehlich. 2024. Speaking with Objects: Conversational Agents' Embodiment in Virtual Museums. In *2024 IEEE International Symposium on Mixed and Augmented Reality (ISMAR)*. 279–288. doi:10.1109/ISMAR62088.2024.00042
- [84] Michele Gattullo, Enricoandra Laviola, Sara Romano, Alessandro Evangelista, Vito Modesto Manghisi, Michele Fiorentino, and Antonio Emmanuele Uva. 2022. Biophilic enriched virtual environments for industrial training: a user study. In *2022 IEEE international symposium on mixed and augmented reality (ISMAR)*. IEEE, 206–214.
- [85] Baptiste Gauthier, Louis Albert, Roberto Martuzzi, Bruno Herbelin, and Olaf Blanke. 2021. Virtual Reality platform for functional magnetic resonance imaging in ecologically valid conditions. In *Proceedings of the 27th ACM Symposium on Virtual Reality Software and Technology (Osaka, Japan) (VRST '21)*. Association for Computing Machinery, New York, NY, USA, Article 36, 12 pages. doi:10.1145/3489849.3489894
- [86] Kathrin Gerling, Patrick Dickinson, Kieran Hicks, Liam Mason, Adalberto L. Simeone, and Katta Spiel. 2020. Virtual Reality Games for People Using Wheelchairs. In *Proceedings of the 2020 CHI Conference on Human Factors in Computing Systems (CHI '20)*. Association for Computing Machinery, New York, NY, USA, 1–11. doi:10.1145/3313831.3376265 event-place: Honolulu, HI, USA.
- [87] Sarthak Ghosh, Lauren Winston, Nishant Panchal, Philippe Kimura-Thollander, Jeff Hotnog, Douglas Cheong, Gabriel Reyes, and Gregory D. Abowd. 2018. NotifiVR: Exploring Interruptions and Notifications in Virtual Reality. *IEEE Transactions on Visualization and Computer Graphics* 24, 4 (April 2018), 1447–1456. doi:10.1109/TVCG.2018.2793698 Conference Name: IEEE Transactions on Visualization and Computer Graphics.
- [88] Alexander Giovannelli, Lee Lisle, and Doug A Bowman. 2022. Exploring the impact of visual information on intermittent typing in virtual reality. In *2022 IEEE International Symposium on Mixed and Augmented Reality (ISMAR)*. IEEE, 8–17.
- [89] Guilherme Gonçalves, Hugo Coelho, Pedro Monteiro, Miguel Melo, and Maximino Bessa. 2022. Systematic Review of Comparative Studies of the Impact of Realism in Immersive Virtual Experiences. *ACM Comput. Surv.* 55, 6, Article 115 (Dec. 2022), 36 pages. doi:10.1145/3533377
- [90] Mar Gonzalez-Franco and Tabitha C. Peck. 2018. Avatar Embodiment. Towards a Standardized Questionnaire. *Frontiers in Robotics and AI* 5 (June 2018). doi:10.3389/frobt.2018.00074 Publisher: Frontiers.

- [91] Saul Greenberg and Bill Buxton. 2008. Usability evaluation considered harmful (some of the time). In *Proceedings of the SIGCHI conference on Human factors in computing systems*. 111–120.
- [92] Colin Groth, Jan-Philipp Tauscher, Nikkel Heesen, Max Hattenbach, Susana Castillo, and Marcus Magnor. 2022. Omnidirectional Galvanic Vestibular Stimulation in Virtual Reality. *IEEE Transactions on Visualization and Computer Graphics* 28, 5 (May 2022), 2234–2244. doi:10.1109/TVCG.2022.3150506 Conference Name: IEEE Transactions on Visualization and Computer Graphics.
- [93] Jens Grubert, Lukas Witzani, Eyal Ofek, Michel Pahud, Matthias Kranz, and Per Ola Kristensson. 2018. Text entry in immersive head-mounted display-based virtual reality using standard keyboards. In *2018 IEEE Conference on Virtual Reality and 3D User Interfaces (VR)*. IEEE, 159–166.
- [94] Jan Gugenheimer, Evgeny Stemasov, Julian Frommel, and Enrico Rukzio. 2017. ShareVR: Enabling Co-Located Experiences for Virtual Reality between HMD and Non-HMD Users. In *Proceedings of the 2017 CHI Conference on Human Factors in Computing Systems*. ACM, Denver Colorado USA, 4021–4033. doi:10.1145/3025453.3025683
- [95] Zixuan Guo, Hongyu Wang, Hanxiao Deng, Wenge Xu, Nilufar Baghaei, Cheng-Hung Lo, and Hai-Ning Liang. 2024. Breaking the Isolation: Exploring the Impact of Passthrough in Shared Spaces on Player Performance and Experience in VR Exergames. *IEEE Transactions on Visualization and Computer Graphics* 30, 5 (2024), 2580–2590. doi:10.1109/TVCG.2024.3372114
- [96] Simon Gächter, Chris Starmer, and Fabio Tufano. 2015. Measuring the Closeness of Relationships: A Comprehensive Evaluation of the 'Inclusion of the Other in the Self' Scale. *PLOS ONE* 10, 6 (June 2015), e0129478. doi:10.1371/journal.pone.0129478 Publisher: Public Library of Science.
- [97] Tobias Günther, Lars Engeln, Sally J. Busch, and Rainer Groh. 2019. The Effect of Elastic Feedback on the Perceived User Experience and Presence of Travel Methods in Immersive Environments. In *2019 IEEE Conference on Virtual Reality and 3D User Interfaces (VR)*. 613–620. doi:10.1109/VR.2019.8798119
- [98] Kelly S Hale and Kay M Stanney. 2014. *Handbook of virtual environments: Design, implementation, and applications*. CRC Press.
- [99] Negin Hamzeheinejad, Daniel Roth, Daniel Götz, Franz Weilbach, and Marc Erich Latoschik. 2019. Physiological Effectivity and User Experience of Immersive Gait Rehabilitation. In *2019 IEEE Conference on Virtual Reality and 3D User Interfaces (VR)*. 1421–1429. doi:10.1109/VR.2019.8797763
- [100] Jihae Han, Andrew Vande Moere, and Adalberto L. Simeone. 2023. Architectural Narrative VR: Towards Generatively Designing Natural Walkable Spaces. In *Proceedings of the 2023 ACM Designing Interactive Systems Conference*. ACM, Pittsburgh PA USA, 523–536. doi:10.1145/3563657.3596008
- [101] Chad Harms and Frank Biocca. 2004. Internal consistency and reliability of the networked minds measure of social presence. In *Seventh annual international workshop: Presence*, Vol. 2004. Universidad Politecnica de Valencia Valencia, Spain.
- [102] John Harris and Mark Hancock. 2019. To Asymmetry and Beyond! Improving Social Connectedness by Increasing Designed Interdependence in Cooperative Play. In *Proceedings of the 2019 CHI Conference on Human Factors in Computing Systems (CHI '19)*. Association for Computing Machinery, New York, NY, USA, 1–12. doi:10.1145/3290605.3300239 event-place: Glasgow, Scotland Uk.
- [103] Sandra G. Hart. 2006. Nasa-Task Load Index (NASA-TLX); 20 Years Later. *Proceedings of the Human Factors and Ergonomics Society Annual Meeting* 50, 9 (2006), 904–908. doi:10.1177/154193120605000909 arXiv:https://doi.org/10.1177/154193120605000909
- [104] Sandra G. Hart and Lowell E. Staveland. 1988. *Development of NASA-TLX (Task Load Index): Results of Empirical and Theoretical Research*. Human Mental Workload, Vol. 52. North-Holland, 139–183. doi:10.1016/S0166-4115(08)62386-9
- [105] Jeremy Hartmann, Christian Holz, Eyal Ofek, and Andrew D. Wilson. 2019. RealityCheck: Blending Virtual Environments with Situated Physical Reality. In *Proceedings of the 2019 CHI Conference on Human Factors in Computing Systems (CHI '19)*. Association for Computing Machinery, New York, NY, USA, 1–12. doi:10.1145/3290605.3300577 event-place: Glasgow, Scotland Uk.
- [106] Abraham M. Hashemian, Ashu Adhikari, Ernst Kruijff, Markus von der Heyde, and Bernhard E. Riecke. 2023. Leaning-Based Interfaces Improve Ground-Based VR Locomotion in Reach-the-Target, Follow-the-Path, and Racing Tasks. *IEEE Transactions on Visualization and Computer Graphics* 29, 3 (March 2023), 1748–1768. doi:10.1109/TVCG.2021.3131422 Conference Name: IEEE Transactions on Visualization and Computer Graphics.
- [107] Abraham M. Hashemian, Matin Lotfaliei, Ashu Adhikari, Ernst Kruijff, and Bernhard E. Riecke. 2022. HeadJoystick: Improving Flying in VR Using a Novel Leaning-Based Interface. *IEEE Transactions on Visualization and Computer Graphics* 28, 4 (April 2022), 1792–1809. doi:10.1109/TVCG.2020.3025084 Conference Name: IEEE Transactions on Visualization and Computer Graphics.
- [108] Hao He, Xinhao Xu, Shangman Li, Fang Wang, Isaac Schroeder, Eric M. Aldrich, Scottie D. Murrell, Lanxin Xue, and Yuanyuan Gu. 2024. Learning Middle-Latitude Cyclone Formation up in the Air: Student Learning Experience, Outcomes, and Perceptions in a CAVE-Enabled Meteorology Class. *IEEE Transactions on Visualization and Computer Graphics* 30, 5 (2024), 2807–2817. doi:10.1109/TVCG.2024.3372072
- [109] Yu He, Ying-Tian Liu, Yi-Han Jin, Song-Hai Zhang, Yu-Kun Lai, and Shi-Min Hu. 2022. Context-Consistent Generation of Indoor Virtual Environments Based on Geometry Constraints. *IEEE Transactions on Visualization and Computer Graphics* 28, 12 (Dec. 2022), 3986–3999. doi:10.1109/TVCG.2021.3111729 Conference Name: IEEE Transactions on Visualization and Computer Graphics.
- [110] Ilona Heldal, Ralph Schroeder, Anthony Steed, A-S Axelsson, M Spant, and J Widestrom. 2005. Immersiveness and symmetry in copresent scenarios. In *IEEE Proceedings. VR 2005. Virtual Reality, 2005*. IEEE, 171–178.
- [111] Keita Higuchi, Yinpeng Chen, Philip A. Chou, Zhengyou Zhang, and Zicheng Liu. 2015. ImmerseBoard: Immersive Telepresence Experience Using a Digital Whiteboard. In *Proceedings of the 33rd Annual ACM Conference on Human Factors in Computing Systems (CHI '15)*. Association for Computing Machinery, New York, NY, USA, 2383–2392. doi:10.1145/2702123.2702160 event-place: Seoul, Republic of Korea.
- [112] Philipp Hock, Sebastian Benedikter, Jan Gugenheimer, and Enrico Rukzio. 2017. CarVR: Enabling In-Car Virtual Reality Entertainment. In *Proceedings of the 2017 CHI Conference on Human Factors in Computing Systems (CHI '17)*. Association for Computing Machinery, New York, NY, USA, 4034–4044. doi:10.1145/3025453.3025665 event-place: Denver, Colorado, USA.
- [113] Michael Holly, Sandra Bretschuh, Ajay Shankar Tiwari, Kaushal Kumar Bhagat, and Johanna Pirker. 2024. Game-Based Motivation: Enhancing Learning with Achievements in a Customizable Virtual Reality Environment. In *Proceedings of the 30th ACM Symposium on Virtual Reality Software and Technology (Trier, Germany) (VRST '24)*. Association for Computing Machinery, New York, NY, USA, Article 30, 11 pages. doi:10.1145/3641825.3687741
- [114] Chi-Hsuan Hsu, Chi-Han Chung, Rohith Venkatakrishnan, Roshan Venkatakrishnan, Yu-Shuen Wang, and Sabarish V. Babu. 2021. Comparative Evaluation of Digital Writing and Art in Real and Immersive Virtual Environments. In *2021 IEEE Virtual Reality and 3D User Interfaces (VR)*. 1–10. doi:10.1109/VR50410.2021.00089
- [115] Seokhyun Hwang, YoungIn Kim, Youngseok Seo, and SeungJun Kim. 2023. Enhancing Seamless Walking in Virtual Reality: Application of Bone-Conduction Vibration in Redirected Walking. In *2023 IEEE International Symposium on Mixed and Augmented Reality (ISMAR)*. 1181–1190. doi:10.1109/ISMAR59233.2023.00135
- [116] Seokhyun Hwang, Jieun Lee, Youngin Kim, Youngseok Seo, and Seungjun Kim. 2023. Electrical, Vibrational, and Cooling Stimuli-Based Redirected Walking: Comparison of Various Vestibular Stimulation-Based Redirected Walking Systems. In *Proceedings of the 2023 CHI Conference on Human Factors in Computing Systems (CHI '23)*. Association for Computing Machinery, New York, NY, USA. doi:10.1145/3544548.3580862 event-place: Hamburg, Germany.
- [117] W.A. Jsselstein, Y.A.W. de Kort, and K. Poels. 2013. *The Game Experience Questionnaire*. Technische Universiteit Eindhoven, Eindhoven.
- [118] Cory Ilo, Stephen DiVerdi, and Doug Bowman. 2024. Goldilocks Zoning: Evaluating a Gaze-Aware Approach to Task-Agnostic VR Notification Placement. In *Proceedings of the 2024 ACM Symposium on Spatial User Interaction (Trier, Germany) (SUI '24)*. Association for Computing Machinery, New York, NY, USA, Article 13, 12 pages. doi:10.1145/3677386.3682087
- [119] Felix Immohr, Gareth Rendle, Anton Lammert, Annika Neidhardt, Victoria Meyer Zur Heyde, Bernd Froehlich, and Alexander Raake. 2024. Evaluating the Effect of Binaural Auralization on Audiovisual Plausibility and Communication Behavior in Virtual Reality. In *2024 IEEE Conference Virtual Reality and 3D User Interfaces (VR)*. 849–858. doi:10.1109/VR58804.2024.00104
- [120] Interaction Design Foundation - IxDF. 2023. What is Immersion in Extended Reality (XR)? <https://www.interaction-design.org/literature/topics/immersion>. Retrieved November 18, 2025.
- [121] Kenichi Ito, Juro Hosoi, Yuki Ban, Takayuki Kikuchi, Kyosuke Nakagawa, Hanako Kitagawa, Chizuru Murakami, Yosuke Imai, and Shin'ichi Warisawa. 2023. Wind comfort and emotion can be changed by the cross-modal presentation of audio-visual stimuli of indoor and outdoor environments. In *2023 IEEE Conference Virtual Reality and 3D User Interfaces (VR)*. 215–225. doi:10.1109/VR55154.2023.00037
- [122] Dhruv Jain, Misha Sra, Jingru Guo, Rodrigo Marques, Raymond Wu, Justin Chiu, and Chris Schmandt. 2016. Immersive Scuba Diving Simulator Using Virtual Reality. In *Proceedings of the 29th Annual Symposium on User Interface Software and Technology (UIST '16)*. Association for Computing Machinery, New York, NY, USA, 729–739. doi:10.1145/2984511.2984519 event-place: Tokyo, Japan.
- [123] Charlene Jennett, Anna L. Cox, Paul Cairns, Samira Dhoparee, Andrew Epps, Tim Tjjs, and Alison Walton. 2008. Measuring and defining the experience of immersion in games. *International Journal of Human-Computer Studies* 66, 9 (Sept. 2008), 641–661. doi:10.1016/j.ijhcs.2008.04.004
- [124] Jason Jerald. 2017. Human-centered design for immersive interactions. In *2017 IEEE Virtual Reality (VR)*. 431–432. doi:10.1109/VR.2017.7892361
- [125] Jason Jerald. 2017. Human-centered design for immersive interactions. In *2017 IEEE Virtual Reality (VR)*. IEEE, 431–432.
- [126] Allison Jing, Theophilus Teo, Jeremy McDade, Chenkai Zhang, Yi Wang, Andrei Mitrofan, Rushil Thareja, Heesook Shin, Yongho Lee, Youn-Hee Gil, Mark



- Billinghurst, and Gun A. Lee. 2024. Superpowering Emotion Through Multimodal Cues in Collaborative VR. In *2024 IEEE International Symposium on Mixed and Augmented Reality (ISMAR)*. 160–169. doi:10.1109/ISMAR62088.2024.00030
- [127] Daniel Johnson, Lennart E. Nacke, and Peta Wyeth. 2015. All about That Base: Differing Player Experiences in Video Game Genres and the Unique Case of MOBA Games. In *Proceedings of the 33rd Annual ACM Conference on Human Factors in Computing Systems (CHI '15)*. Association for Computing Machinery, New York, NY, USA, 2265–2274. doi:10.1145/2702123.2702447 event-place: Seoul, Republic of Korea.
- [128] Dongyun Joo, Hanseob Kim, and Gerard Jounghyun Kim. 2024. The Effects of False but Stable Heart Rate Feedback on Cybersickness and User Experience in Virtual Reality. In *Proceedings of the 2024 CHI Conference on Human Factors in Computing Systems (Honolulu, HI, USA) (CHI '24)*. Association for Computing Machinery, New York, NY, USA, Article 795, 15 pages. doi:10.1145/3613904.3642072
- [129] Uijong Ju, June Kang, and Christian Wallraven. 2016. Personality differences predict decision-making in an accident situation in virtual driving. In *2016 IEEE Virtual Reality (VR)*. 77–82. doi:10.1109/VR.2016.7504690
- [130] Sungchul Jung, Richard Li, Ryan McKee, Mary C. Whitton, and Robert W. Lindeman. 2021. Floor-vibration VR: Mitigating Cybersickness Using Whole-body Tactile Stimuli in Highly Realistic Vehicle Driving Experiences. *IEEE Transactions on Visualization and Computer Graphics* 27, 5 (May 2021), 2669–2680. doi:10.1109/TVCG.2021.3067773 Conference Name: IEEE Transactions on Visualization and Computer Graphics.
- [131] Sungchul Jung, Yuanjie Wu, Stephan Lukosch, Heide Lukosch, Ryan Douglas McKee, and Robert W. Lindeman. 2023. Cross-Reality Gaming: Comparing Competition and Collaboration in an Asymmetric Gaming Experience. In *Proceedings of the 29th ACM Symposium on Virtual Reality Software and Technology (Christchurch, New Zealand) (VRST '23)*. Association for Computing Machinery, New York, NY, USA, Article 4, 10 pages. doi:10.1145/3611659.3615698
- [132] Kohei Kanamori, Nobuchika Sakata, Tomu Tominaga, Yoshinori Hijikata, Kensuke Harada, and Kiyoshi Kiyokawa. 2018. Obstacle avoidance method in real space for virtual reality immersion. In *2018 IEEE International Symposium on Mixed and Augmented Reality (ISMAR)*. IEEE, 80–89.
- [133] Hyeon Jeop Kang, Geonsun Lee, Dae Seok Kang, Ohung Kwon, Jun Yeup Cho, Ho-Jung Choi, and Jung Hyun Han. 2019. Jumping Further: Forward Jumps in a Gravity-reduced Immersive Virtual Environment. In *2019 IEEE Conference on Virtual Reality and 3D User Interfaces (VR)*. 699–707. doi:10.1109/VR.2019.8798251
- [134] Seongjun Kang, Gwangbin Kim, and Seungjun Kim. 2023. Giant Finger: A Novel Visuo-Somatosensory Approach to Simulating Lower Body Movements in Virtual Reality. In *2023 IEEE International Symposium on Mixed and Augmented Reality (ISMAR)*. IEEE, 233–242.
- [135] Dominic Kao, Rabindra Ratan, Christos Mousas, Amogh Joshi, and Edward F. Melcer. 2022. Audio Matters Too: How Audial Avatar Customization Enhances Visual Avatar Customization. In *Proceedings of the 2022 CHI Conference on Human Factors in Computing Systems (CHI '22)*. Association for Computing Machinery, New York, NY, USA. doi:10.1145/3491102.3501848 event-place: New Orleans, LA, USA.
- [136] Shunichi Kasahara, Shohei Nagai, and Jun Rekimoto. 2016. Jackin head: Immersive visual telepresence system with omnidirectional wearable camera. *IEEE transactions on visualization and computer graphics* 23, 3 (2016), 1222–1234.
- [137] Bo-Cheng Ke, Min-Han Li, Yu Chen, Chia-Yu Cheng, Chiao-Ju Chang, Yun-Fang Li, Shun-Yu Wang, Chiao Fang, and Mike Y. Chen. 2023. TurnAhead: Designing 3-DoF Rotational Haptic Cues to Improve First-Person Viewing (FPV) Experiences. In *Proceedings of the 2023 CHI Conference on Human Factors in Computing Systems (CHI '23)*. Association for Computing Machinery, New York, NY, USA. doi:10.1145/3544548.3581443 event-place: Hamburg, Germany.
- [138] Robert S. Kennedy, Norman E. Lane, Kevin S. Berbaum, and Michael G. Lillenthal. 1993. Simulator Sickness Questionnaire: An Enhanced Method for Quantifying Simulator Sickness. *The International Journal of Aviation Psychology* 3, 3 (July 1993), 203–220. doi:10.1207/s15327108ijap0303\_3 Publisher: Taylor & Francis eprint: [https://doi.org/10.1207/s15327108ijap0303\\_3](https://doi.org/10.1207/s15327108ijap0303_3).
- [139] Florian Kern, Carla Winter, Dominik Gall, Ivo K  thner, Paul Pauli, and Marc Erich Latoschik. 2019. Immersive Virtual Reality and Gamification Within Procedurally Generated Environments to Increase Motivation During Gait Rehabilitation. In *2019 IEEE Conference on Virtual Reality and 3D User Interfaces (VR)*. 500–509. doi:10.1109/VR.2019.8797828 ISSN: 2642-5254.
- [140] Konstantina Kilteni, Raphaela Groten, and Mel Slater. 2012. The Sense of Embodiment in Virtual Reality. *Presence: Teleoperators and Virtual Environments* 21, 4 (11 2012), 373–387. doi:10.1162/PRES\_a\_00124
- [141] Bowon Kim, Eugene Hwang, and Jeongmi Lee. 2024. Self-Avatar Recognition in Virtual Reality: the Self Advantage Phenomenon and the Relative Importance of Motion and Visual Congruence. In *2024 IEEE International Symposium on Mixed and Augmented Reality (ISMAR)*. 643–651. doi:10.1109/ISMAR62088.2024.00079
- [142] DongHoon Kim, Dongyun Han, Siyeon Bak, and Isaac Cho. 2024. Crossing Rays: Evaluation of Bimanual Mid-air Selection Techniques in an Immersive Environment. In *2024 IEEE International Symposium on Mixed and Augmented Reality (ISMAR)*. 329–338. doi:10.1109/ISMAR62088.2024.00047
- [143] Hayeon Kim and In-Kwon Lee. 2022. Studying the Effects of Congruence of Auditory and Visual Stimuli on Virtual Reality Experiences. *IEEE Transactions on Visualization and Computer Graphics* 28, 5 (May 2022), 2080–2090. doi:10.1109/TVCG.2022.3150514 Conference Name: IEEE Transactions on Visualization and Computer Graphics.
- [144] Hayeon Kim, Jinhyung Park, and In-Kwon Lee. 2023. “To Be or Not to Be Me?”: Exploration of Self-Similar Effects of Avatars on Social Virtual Reality Experiences. *IEEE Transactions on Visualization and Computer Graphics* (2023).
- [145] Hyun K. Kim, Jaehyun Park, Yeongcheol Choi, and Mungeyeong Choe. 2018. Virtual reality sickness questionnaire (VRSQ): Motion sickness measurement index in a virtual reality environment. *Applied Ergonomics* 69 (May 2018), 66–73. doi:10.1016/j.apergo.2017.12.016
- [146] Irene Kim, Ehsan Azimi, Peter Kazanzides, and Chien-Ming Huang. 2023. Active Engagement with Virtual Reality Reduces Stress and Increases Positive Emotions. In *2023 IEEE International Symposium on Mixed and Augmented Reality (ISMAR)*. IEEE, 523–532.
- [147] JaeHoon Kim, DongYun Joo, Hyemin Shin, Sun-Uk Lee, Gerard Jounghyun Kim, and Hanseob Kim. 2024. Lifter for VR Headset: Enhancing Immersion, Presence, Flow, and Alleviating Mental and Physical Fatigue during Prolonged Use. In *Proceedings of the 30th ACM Symposium on Virtual Reality Software and Technology (Trier, Germany) (VRST '24)*. Association for Computing Machinery, New York, NY, USA, Article 2, 12 pages. doi:10.1145/3641825.3687753
- [148] Kangsoo Kim, Mark Billinghurst, Gerd Bruder, Henry Been-Lirn Duh, and Gregory F. Welch. 2018. Revisiting Trends in Augmented Reality Research: A Review of the 2nd Decade of ISMAR (2008–2017). *IEEE Transactions on Visualization and Computer Graphics* 24, 11 (2018), 2947–2962. doi:10.1109/TVCG.2018.2868591
- [149] Taejun Kim, Youngbo Aram Shim, Youngin Kim, Sunbum Kim, Jaeyeon Lee, and Geehyuk Lee. 2024. QuadStretcher: A Forearm-Worn Skin Stretch Display for Bare-Hand Interaction in AR/VR. In *Proceedings of the 2024 CHI Conference on Human Factors in Computing Systems (Honolulu, HI, USA) (CHI '24)*. Association for Computing Machinery, New York, NY, USA, Article 409, 15 pages. doi:10.1145/3613904.3642067
- [150] You-Jin Kim, Misha Sra, and Tobias H  llerer. 2024. Audience Amplified: Virtual Audiences in Asynchronously Performed AR Theater. In *2024 IEEE International Symposium on Mixed and Augmented Reality (ISMAR)*. 475–484. doi:10.1109/ISMAR62088.2024.00062
- [151] Yong Min Kim, Il-sun Rhiu, and Myung Hwan Yun. 2020. A Systematic Review of a Virtual Reality System from the Perspective of User Experience. *International Journal of Human-Computer Interaction* 36, 10 (2020), 893–910. doi:10.1080/10447318.2019.1699746 arXiv:https://doi.org/10.1080/10447318.2019.1699746
- [152] Jarrod Knibbe, Jonas Schjerlund, Mathias Petraeus, and Kasper Hornb  k. 2018. The Dream is Collapsing: The Experience of Exiting VR. In *Proceedings of the 2018 CHI Conference on Human Factors in Computing Systems (CHI '18)*. Association for Computing Machinery, New York, NY, USA, 1–13. doi:10.1145/3173574.3174057 event-place: Montreal QC, Canada.
- [153] Kelly A. Knowles and Bunmi O. Olatunji. 2020. Specificity of trait anxiety in anxiety and depression: Meta-analysis of the State-Trait Anxiety Inventory. *Clinical Psychology Review* 82 (2020), 101928. doi:10.1016/j.cpr.2020.101928
- [154] Martin Kocur, Lukas Jackermeier, Valentin Schwind, and Niels Henze. 2023. The Effects of Avatar and Environment on Thermal Perception and Skin Temperature in Virtual Reality. In *Proceedings of the 2023 CHI Conference on Human Factors in Computing Systems (CHI '23)*. Association for Computing Machinery, New York, NY, USA. doi:10.1145/3544548.3580668 event-place: Hamburg, Germany.
- [155] Thomas Kosch, Jakob Karolus, Johannes Zagermann, Harald Reiterer, Albrecht Schmidt, and Paweł W. Woźniak. 2023. A Survey on Measuring Cognitive Workload in Human-Computer Interaction. *ACM Comput. Surv.* 55, 13s, Article 283 (July 2023), 39 pages. doi:10.1145/3582272
- [156] Panayiotis Koutsabasis. 2017. Empirical evaluations of interactive systems in cultural heritage: A review. *International Journal of Computational Methods in Heritage Science (IJCMHS)* 1, 1 (2017), 100–122.
- [157] David M Krum, Sin-Hwa Kang, and Thai Phan. 2018. Influences on the elicitation of interpersonal space with virtual humans. In *2018 IEEE Conference on Virtual Reality and 3D User Interfaces (VR)*. IEEE, 223–9.
- [158] Kaylee Payne Kruzan, Janis Whitlock, Natalya N. Bazarova, Katherine D. Miller, Julia Chapman, and Andrea Stevenson Won. 2020. Supporting Self-Injury Recovery: The Potential for Virtual Reality Intervention. In *Proceedings of the 2020 CHI Conference on Human Factors in Computing Systems (CHI '20)*. Association for Computing Machinery, New York, NY, USA, 1–14. doi:10.1145/3313831.3376396 event-place: Honolulu, HI, USA.
- [159] Marcel Kr  ger, Tim Gerrits, Timon R  mer, Torsten Kuhlen, and Tim Weisker. 2024. IntenSelect+: Enhancing Score-Based Selection in Virtual Reality. *IEEE Transactions on Visualization and Computer Graphics* 30, 5 (2024), 2829–2838. doi:10.1109/TVCG.2024.3372077
- [160] Soon-Uk Kwon, Sang-Bin Jeon, June-Young Hwang, Yong-Hun Cho, Jinhyung Park, and In-Kwon Lee. 2022. Infinite virtual space exploration using space tiling and perceivable reset at fixed positions. In *2022 IEEE International Symposium on Mixed and Augmented Reality (ISMAR)*. IEEE, 758–767.

- [161] Maximilian Landeck, Fabian Unruh, Jean-Luc Lugrin, and Marc Erich Latoschik. 2023. From Clocks to Pendulums: A Study on the Influence of External Moving Objects on Time Perception in Virtual Environments. In *Proceedings of the 29th ACM Symposium on Virtual Reality Software and Technology* (Christchurch, New Zealand) (VRST '23). Association for Computing Machinery, New York, NY, USA, Article 15, 11 pages. doi:10.1145/3611659.3615703
- [162] Marc Erich Latoschik, Florian Kern, Jan-Philipp Stauffert, Andrea Bartl, Mario Botsch, and Jean-Luc Lugrin. 2019. Not Alone Here?! Scalability and User Experience of Embodied Ambient Crowds in Distributed Social Virtual Reality. *IEEE Transactions on Visualization and Computer Graphics* 25, 5 (May 2019), 2134–2144. doi:10.1109/TVCG.2019.2899250
- [163] Bettina Laugwitz, Theo Held, and Martin Schrepp. 2008. Construction and Evaluation of a User Experience Questionnaire. In *HCI and Usability for Education and Work*, Andreas Holzinger (Ed.). Springer, Berlin, Heidelberg, 63–76. doi:10.1007/978-3-540-89350-9\_6
- [164] Joseph J LaViola Jr, Ernst Kruijff, Ryan P McMahan, Doug Bowman, and Ivan P Poupyrev. 2017. *3D user interfaces: theory and practice*. Addison-Wesley Professional.
- [165] Chaeun Lee, Jinwook Kim, Hyeonbeom Yi, and Woohun Lee. 2024. Viewer2Explorer: Designing a Map Interface for Spatial Navigation in Linear 360 Museum Exhibition Video. In *Proceedings of the 2024 CHI Conference on Human Factors in Computing Systems* (Honolulu, HI, USA) (CHI '24). Association for Computing Machinery, New York, NY, USA, Article 400, 15 pages. doi:10.1145/3613904.3642952
- [166] Chia-Yang Lee, Wei-An Hsieh, David Brickler, Sabarish V. Babu, and Jung-Hong Chuang. 2021. Design and Empirical Evaluation of a Novel Near-field Interaction Metaphor on Distant Object Manipulation in VR. In *Proceedings of the 2021 ACM Symposium on Spatial User Interaction* (Virtual Event, USA) (SUI '21). Association for Computing Machinery, New York, NY, USA, Article 13, 11 pages. doi:10.1145/3485279.3485296
- [167] Eun-Cheol Lee, Yong-Hun Cho, and In-Kwon Lee. 2019. Simulating Water Resistance in a Virtual Underwater Experience Using a Visual Motion Delay Effect. In *2019 IEEE Conference on Virtual Reality and 3D User Interfaces (VR)*. 259–266. doi:10.1109/VR.2019.8798154
- [168] Geonsun Lee, Dae Yeol Lee, Guan-Ming Su, and Dinesh Manocha. 2024. “May I Speak?”: Multi-Modal Attention Guidance in Social VR Group Conversations. *IEEE Transactions on Visualization and Computer Graphics* 30, 5 (2024), 2287–2297. doi:10.1109/TVCG.2024.3372119
- [169] Gun A Lee, Theophilus Teo, Seungwon Kim, and Mark Billinghurst. 2018. A user study on mr remote collaboration using live 360 video. In *2018 IEEE International Symposium on Mixed and Augmented Reality (ISMAR)*. IEEE, 153–164.
- [170] Myungho Lee, Gerd Bruder, and Gregory F. Welch. 2017. Exploring the effect of vibrotactile feedback through the floor on social presence in an immersive virtual environment. In *2017 IEEE Virtual Reality (VR)*. 105–111. doi:10.1109/VR.2017.7892237
- [171] Yongho Lee, Heesook Shin, and Youn-Hee Gil. 2024. Measurement of Empathy in Virtual Reality with Head-Mounted Displays: A Systematic Review. *IEEE Transactions on Visualization and Computer Graphics* 30, 5 (2024), 2485–2495. doi:10.1109/TVCG.2024.3372076
- [172] Jane Lessiter, Jonathan Freeman, Edmund Keogh, and Jules Davidoff. 2001. A Cross-Media Presence Questionnaire: The ITC-Sense of Presence Inventory. *Presence: Teleoperators and Virtual Environments* 10, 3 (06 2001), 282–297. doi:10.1162/105474601300343612 arXiv:https://direct.mit.edu/pvar/article-pdf/10/3/282/1623678/105474601300343612.pdf
- [173] Jie Li, Shishir Subramanyam, Jack Jansen, Yanni Mei, Ignacio Reimat, Kinga Ławicka, and Pablo Cesar. 2021. Evaluating the user Experience of a Photorealistic Social VR Movie. In *2021 IEEE International Symposium on Mixed and Augmented Reality (ISMAR)*. 284–293. doi:10.1109/ISMAR52148.2021.00044
- [174] Meng Li, Sandeep Ganni, Jeroen Ponten, Armagan Albayrak, Anne-F Rutkowski, and Jack Jakimowicz. 2020. Analysing usability and presence of a virtual reality operating room (VOR) simulator during laparoscopic surgery training. In *2020 IEEE Conference on Virtual Reality and 3D User Interfaces (VR)*. IEEE, 566–572.
- [175] Xiang Li, Wei He, Shan Jin, Jan Gugenheimer, Pan Hui, Hai-Ning Liang, and Per Ola Kristensson. 2024. Investigating creation perspectives and icon placement preferences for on-body menus in virtual reality. *Proceedings of the ACM on Human-Computer Interaction* 8, ISS (2024), 236–254.
- [176] Xiang Li, Wei He, and Per Ola Kristensson. 2025. Evaluating the Usability of Microgestures for Text Editing Tasks in Virtual Reality. *IEEE Transactions on Visualization and Computer Graphics* (2025), 1–14. doi:10.1109/TVCG.2025.3642050
- [177] Xiang Li and Per Ola Kristensson. 2025. Bend It, Aim It, Tap It: Designing an On-Body Disambiguation Mechanism for Curve Selection in Mixed Reality. In *Proceedings of the 2025 ACM Symposium on Spatial User Interaction*. 1–12.
- [178] Yi Li, Florian Fischer, Tim Dwyer, Barrett Ens, Robert Crowther, Per Ola Kristensson, and Benjamin Tag. 2025. Alphaig: The nicest way to prolong interactive gestures in extended reality. In *Proceedings of the 2025 CHI Conference on Human Factors in Computing Systems*. 1–14.
- [179] Yi Li, Benjamin Tag, Shaozhang Dai, Robert Crowther, Tim Dwyer, Pourang Irani, and Barrett Ens. 2024. Nicer: A new and improved consumed endurance and recovery metric to quantify muscle fatigue of mid-air interactions. *ACM Transactions on Graphics (TOG)* 43, 4 (2024), 1–14.
- [180] Haodong Liao, Ning Xie, Huiyuan Li, Yuhang Li, Jianping Su, Feng Jiang, Weipeng Huang, and Heng Tao Shen. 2020. Data-driven spatio-temporal analysis via multi-modal zeitgebers and cognitive load in VR. In *2020 IEEE Conference on Virtual Reality and 3D User Interfaces (VR)*. IEEE, 473–482.
- [181] Henry Lieberman. 2003. The tyranny of evaluation. Retrieved October 2 (2003), 2008.
- [182] JJ.-W. Lin, H.B.L. Duh, D.E. Parker, H. Abi-Rached, and T.A. Furness. 2002. Effects of field of view on presence, enjoyment, memory, and simulator sickness in a virtual environment. In *Proceedings IEEE Virtual Reality 2002*. 164–171. doi:10.1109/VR.2002.996519 ISSN: 1087-8270.
- [183] Yen-Chen Lin, Yung-Ju Chang, Hou-Ning Hu, Hsien-Tzu Cheng, Chi-Wen Huang, and Min Sun. 2017. Tell Me Where to Look: Investigating Ways for Assisting Focus in 360° Video. In *Proceedings of the 2017 CHI Conference on Human Factors in Computing Systems (CHI '17)*. Association for Computing Machinery, New York, NY, USA, 2535–2545. doi:10.1145/3025453.3025757 event-place: Denver, Colorado, USA.
- [184] Kuan-Yu Liu, Sai-Keung Wong, Matias Volonte, Elham Ebrahimi, and Sabarish V Babu. 2022. Investigating the effects of leading and following behaviors of virtual humans in collaborative fine motor tasks in virtual reality. In *2022 IEEE Conference on Virtual Reality and 3D User Interfaces (VR)*. IEEE, 330–339.
- [185] Pin-Xuan Liu, Tse-Yu Pan, Hsin-Shih Lin, Hung-Kuo Chu, and Min-Chun Hu. 2024. VisionCoach: Design and Effectiveness Study on VR Vision Training for Basketball Passing. *IEEE Transactions on Visualization and Computer Graphics* 30, 10 (2024), 6665–6677. doi:10.1109/TVCG.2023.3335312
- [186] Gerard Llorach, Alun Evans, and Josep Blat. 2014. Simulator sickness and presence using HMDs: comparing use of a game controller and a position estimation system. In *Proceedings of the 20th ACM Symposium on Virtual Reality Software and Technology* (Edinburgh, Scotland) (VRST '14). Association for Computing Machinery, New York, NY, USA, 137–140. doi:10.1145/2671015.2671120
- [187] Pin-Chun Lu, Che-Wei Wang, Yu Lun Hsu, Alvaro Lopez, Ching-Yi Tsai, Chiao-Ju Chang, Wei Tian Mireille Tan, Li-Chun Lu, and Mike Y. Chen. 2024. VeeR: Exploring the Feasibility of Deliberately Designing VR Motion that Diverges from Mundane, Everyday Physical Motion to Create More Entertaining VR Experiences. In *Proceedings of the 2024 CHI Conference on Human Factors in Computing Systems* (Honolulu, HI, USA) (CHI '24). Association for Computing Machinery, New York, NY, USA, Article 424, 13 pages. doi:10.1145/3613904.3642064
- [188] Hongqiu Luan, Lutong Wang, Wei Gai, Gaorong Lv, Xiaona Luan, and Chenglei Yang. 2024. Exploring the Effects of Viewpoint Height & Fluctuation on Walking Perception in Panoramic Tours. In *2024 IEEE International Symposium on Mixed and Augmented Reality (ISMAR)*. 574–583. doi:10.1109/ISMAR62088.2024.00072
- [189] Jean-Luc Lugrin, Maximilian Ertl, Philipp Krop, Richard Klüpfel, Sebastian Stierstorfer, Bianka Weisz, Maximilian Rück, Johann Schmitt, Nina Schmidt, and Marc Erich Latoschik. 2018. Any “body” there? avatar visibility effects in a virtual reality game. In *2018 IEEE conference on virtual reality and 3D user interfaces (VR)*. IEEE, 17–24.
- [190] Tianren Luo, Gaozhang Chen, Yijian Wen, Pengxiang Wang, yachun fan, Teng Han, and Feng Tian. 2024. Exploring the Effects of Sensory Conflicts on Cognitive Fatigue in VR Remappings. In *Proceedings of the 37th Annual ACM Symposium on User Interface Software and Technology* (Pittsburgh, PA, USA) (UIST '24). Association for Computing Machinery, New York, NY, USA, Article 53, 16 pages. doi:10.1145/3654777.3676439
- [191] M. E. Latoschik, F. Kern, J. -P. Stauffert, A. Bartl, M. Botsch, and J. -L. Lugrin. 2019. Not Alone Here?! Scalability and User Experience of Embodied Ambient Crowds in Distributed Social Virtual Reality. *IEEE Transactions on Visualization and Computer Graphics* 25, 5 (2019), 2134–2144. doi:10.1109/TVCG.2019.2899250
- [192] Tahir Mahmood, Willis Fulmer, Neelesh Mungoli, Jian Huang, and Aidong Lu. 2019. Improving information sharing and collaborative analysis for remote geospatial visualization using mixed reality. In *2019 IEEE International Symposium on Mixed and Augmented Reality (ISMAR)*. IEEE, 236–247.
- [193] M Rasel Mahmud, Alberto Cordova, and John Quarles. 2023. Auditory, Vibrotactile, or Visual? Investigating the Effective Feedback Modalities to Improve Standing Balance in Immersive Virtual Reality for People with Balance Impairments Due to Type 2 Diabetes. In *2023 IEEE International Symposium on Mixed and Augmented Reality (ISMAR)*. IEEE, 573–582.
- [194] M Rasel Mahmud, Alberto Cordova, and John Quarles. 2024. Multimodal Feedback Methods for Advancing the Accessibility of Immersive Virtual Reality for People With Balance Impairments Due to Multiple Sclerosis. *IEEE Transactions on Visualization and Computer Graphics* 30, 11 (2024), 7193–7202. doi:10.1109/TVCG.2024.3456189
- [195] David Mal, Erik Wolf, Nina Döllinger, Mario Botsch, Carolin Wienrich, and Marc Erich Latoschik. 2022. Virtual Human Coherence and Plausibility – Towards a Validated Scale. In *2022 IEEE Conference on Virtual Reality and 3D User Interfaces Abstracts and Workshops (VRW)*. 788–789. doi:10.1109/VRW55335.

- 2022.00245
- [196] Yoan-Daniel Malinov, David E. Millard, and Tom Blount. 2021. StuckInSpace: Exploring the Difference Between Two Different Mediums of Play in a Multi-Modal Virtual Reality Game. In *2021 IEEE Virtual Reality and 3D User Interfaces (VR)*. 501–510. doi:10.1109/VR50410.2021.00074
- [197] Daniel Martin, Xin Sun, Diego Gutierrez, and Belen Masia. 2023. A study of change blindness in immersive environments. *IEEE Transactions on Visualization and Computer Graphics* 29, 5 (2023), 2446–2455.
- [198] Anna Lisa Martin-Niedecken, Katja Rogers, Laia Turmo Vidal, Elisa D. Mekler, and Elena Márquez Segura. 2019. ExerCube vs. Personal Trainer: Evaluating a Holistic, Immersive, and Adaptive Fitness Game Setup. In *Proceedings of the 2019 CHI Conference on Human Factors in Computing Systems* (Glasgow, Scotland UK) (CHI '19). Association for Computing Machinery, New York, NY, USA, 1–15. doi:10.1145/3290605.3300318
- [199] Florian Mathis, Joseph O'Hagan, Mohamed Khamis, and Kami Vaniea. 2022. Virtual reality observations: Using virtual reality to augment lab-based shoulder surfing research. In *2022 IEEE Conference on Virtual Reality and 3D User Interfaces (VR)*. IEEE, 291–300.
- [200] Mark McGill, Alexander Ng, and Stephen Brewster. 2017. I Am The Passenger: How Visual Motion Cues Can Influence Sickness For In-Car VR. In *Proceedings of the 2017 CHI Conference on Human Factors in Computing Systems* (CHI '17). Association for Computing Machinery, New York, NY, USA, 5655–5668. doi:10.1145/3025453.3026046 event-place: Denver, Colorado, USA.
- [201] Ryan P. McMahan, Doug A. Bowman, David J. Zielinski, and Rachael B. Brady. 2012. Evaluating Display Fidelity and Interaction Fidelity in a Virtual Reality Game. *IEEE Transactions on Visualization and Computer Graphics* 18, 4 (April 2012), 626–633. doi:10.1109/TVCG.2012.43
- [202] Ryan P. McMahan, Doug Gorton, Joe Gresock, Will McConnell, and Doug A. Bowman. 2006. Separating the effects of level of immersion and 3D interaction techniques. In *Proceedings of the ACM Symposium on Virtual Reality Software and Technology* (Limassol, Cyprus) (VRST '06). Association for Computing Machinery, New York, NY, USA, 108–111. doi:10.1145/1180495.1180518
- [203] Scott W. McQuiggan, Jonathan P. Rowe, and James C. Lester. 2008. The Effects of Empathetic Virtual Characters on Presence in Narrative-Centered Learning Environments. In *Proceedings of the SIGCHI Conference on Human Factors in Computing Systems* (CHI '08). Association for Computing Machinery, New York, NY, USA, 1511–1520. doi:10.1145/1357054.1357291 event-place: Florence, Italy.
- [204] Jon Mella, Ioanna Iacovides, and Anna L Cox. 2023. Gaming for Post-Work Recovery: The Role of Immersion. In *Proceedings of the 2023 CHI Conference on Human Factors in Computing Systems* (CHI '23). Association for Computing Machinery, New York, NY, USA. doi:10.1145/3544548.3581510 event-place: Hamburg, Germany.
- [205] Mert Canat, Mustafa Ozan Tezcan, Celalettin Yurdakul, Eran Tiza, Buğra Can Seferci, Idil Bostan, Oğuz Turan Buruk, Tilbe Gökşun, and Oğuzhan Özcan. 2016. Sensation: Measuring the Effects of a Human-to-Human Social Touch Based Controller on the Player Experience. Association for Computing Machinery, San Jose, California, USA, 3944–3955. doi:10.1145/2858036.2858418
- [206] Christian Merz, Christopher Göttfert, Carolin Wienrich, and Marc Erich Latoschik. 2024. Universal Access for Social XR Across Devices: The Impact of Immersion on the Experience in Asymmetric Virtual Collaboration. In *2024 IEEE Conference Virtual Reality and 3D User Interfaces (VR)*. 859–869. doi:10.1109/VR58804.2024.00105
- [207] Christian Merz, Carolin Wienrich, and Marc Erich Latoschik. 2024. Does Voice Matter? The Effect of Verbal Communication and Asymmetry on the Experience of Collaborative Social XR. In *2024 IEEE International Symposium on Mixed and Augmented Reality (ISMAR)*. 1127–1136. doi:10.1109/ISMAR62088.2024.00129
- [208] Samuel J. Messick. 1989. Validity. In *Educational Measurement* (3rd ed.), Robert L. Linn (Ed.). Macmillan / American Council on Education, New York, 13–103.
- [209] Samuel J. Messick. 1995. Validity of Psychological Assessment: Validation of Inferences from Persons' Responses and Performances as Scientific Inquiry into Score Meaning. *American Psychologist* 50, 9 (1995), 741–749. doi:10.1037/0003-066X.50.9.741
- [210] Katherine J. Minnaugh, Evan G. Center, Markku Suomalainen, Israel Becerra, Eliezer Lozano, Rafael Murrieta-Cid, Timo Ojala, Steven M. LaValle, and Kara D. Federmeier. 2023. Virtual reality sickness reduces attention during immersive experiences. *IEEE Transactions on Visualization and Computer Graphics* (2023).
- [211] Seulki Min, Jung-geun Moon, Chul-Hyun Cho, and Gerard J. Kim. 2020. Effects of Immersive Virtual Reality Content Type to Mindfulness and Physiological Parameters. In *Proceedings of the 26th ACM Symposium on Virtual Reality Software and Technology* (Virtual Event, Canada) (VRST '20). Association for Computing Machinery, New York, NY, USA, Article 24, 9 pages. doi:10.1145/3385956.3418942
- [212] Seulki Min, Jung-geun Moon, Chul-Hyun Cho, and Gerard J. Kim. 2020. Effects of Immersive Virtual Reality Content Type to Mindfulness and Physiological Parameters. In *Proceedings of the 26th ACM Symposium on Virtual Reality Software and Technology* (Virtual Event, Canada) (VRST '20). Association for Computing Machinery, New York, NY, USA, Article 24, 9 pages. doi:10.1145/3385956.3418942
- [213] Diego Monteiro, Hai-Ning Liang, Jialin Wang, Hao Chen, and Nilufar Baghaei. 2020. An in-depth exploration of the effect of 2d/3d views and controller types on first person shooter games in virtual reality. In *2020 IEEE International Symposium on Mixed and Augmented Reality (ISMAR)*. IEEE, 713–724.
- [214] Samantha Monty, Florian Kern, and Marc Erich Latoschik. 2024. Analysis of Immersive Mid-Air Sketching Behavior, Sketch Quality, and User Experience in Design Ideation Tasks. In *2024 IEEE International Symposium on Mixed and Augmented Reality (ISMAR)*. 269–278. doi:10.1109/ISMAR62088.2024.00041
- [215] Thomas Muender, Anke V. Reinschlüssel, Sean Drewes, Dirk Wenig, Tanja Döring, and Rainer Malaka. 2019. Does It Feel Real? Using Tangibles with Different Fidelities to Build and Explore Scenes in Virtual Reality. In *Proceedings of the 2019 CHI Conference on Human Factors in Computing Systems* (CHI '19). Association for Computing Machinery, New York, NY, USA, 1–12. doi:10.1145/3290605.3300903 event-place: Glasgow, Scotland UK.
- [216] Dooley Murphy and Richard Skarbez. 2020. What Do We Mean When We Say "Presence"? *PRESENCE: Virtual and Augmented Reality* 29 (12 2020), 171–190. doi:10.1162/pres\_a\_00360
- [217] Lennart Nacke and Craig A. Lindley. 2008. Flow and immersion in first-person shooters: measuring the player's gameplay experience. In *Proceedings of the 2008 conference on future play: Research, play, share*. 81–88.
- [218] Kizashi Nakano, Naoya Isoyama, Diego Monteiro, Nobuchika Sakata, Kiyoshi Kiyokawa, and Takuji Narumi. 2021. Head-Mounted Display with Increased Downward Field of View Improves Presence and Sense of Self-Location. *IEEE Transactions on Visualization and Computer Graphics* 27, 11 (Nov. 2021), 4204–4214. doi:10.1109/TVCG.2021.3106513
- [219] Eric B. Nash, Gregory W. Edwards, Jennifer A. Thompson, and Woodrow Barfield. 2000. A review of presence and performance in virtual environments. *International Journal of Human-Computer Interaction* 12, 1 (2000), 1–41.
- [220] Asma Naz, Regis Kopper, Ryan P. McMahan, and Mihai Nadin. 2017. Emotional qualities of VR space. In *2017 IEEE Virtual Reality (VR)*. 3–11. doi:10.1109/VR.2017.7892225
- [221] Guang-Yu Nie, Henry Been-Lirn Duh, Yue Liu, and Yongtian Wang. 2019. Analysis on mitigation of visually induced motion sickness by applying dynamical blurring on a user's retina. *IEEE transactions on visualization and computer graphics* 26, 8 (2019), 2535–2545.
- [222] Kent L. Norman. 2013. Geq (game engagement/experience questionnaire): a review of two papers. *Interacting with computers* 25, 4 (2013), 278–283.
- [223] Kristine L. Nowak and Frank Biocca. 2003. The Effect of the Agency and Anthropomorphism on Users' Sense of Telepresence, Copresence, and Social Presence in Virtual Environments. *Presence: Teleoperators and Virtual Environments* 12, 5 (10 2003), 481–494. doi:10.1162/105474603322761289
- [224] Dhaval Parmar, Joseph Isaac, Sabarish V. Babu, Nikeetha D'Souza, Alison E. Leonard, Sophie Jörg, Kara Gundersen, and Shaundra B. Daily. 2016. Programming moves: Design and evaluation of applying embodied interaction in virtual environments to enhance computational thinking in middle school students. In *2016 IEEE Virtual Reality (VR)*. 131–140. doi:10.1109/VR.2016.7504696
- [225] Dhaval Parmar, Lorraine Lin, Nikeetha D'Souza, Sophie Jörg, Alison E. Leonard, Shaundra B. Daily, and Sabarish V. Babu. 2023. How Immersion and Self-Avatars in VR Affect Learning Programming and Computational Thinking in Middle School Education. *IEEE Transactions on Visualization and Computer Graphics* 29, 8 (Aug. 2023), 3698–3713. doi:10.1109/TVCG.2023.3169426 Conference Name: IEEE Transactions on Visualization and Computer Graphics.
- [226] Leonardo Pavanatto, Verena Biener, Jennifer Chandran, Snehanjali Kalamkar, Feiyu Lu, John J. Dudley, Jinghui Hu, G. Nikki Ramirez-Saffy, Per Ola Kristensson, Alexander Giovannelli, et al. 2025. Working in Extended Reality in the Wild: Worker and Bystander Experiences of XR Virtual Displays in Public Real-World Settings. *IEEE Transactions on Visualization and Computer Graphics* (2025).
- [227] Tabitha C. Peck and Mar Gonzalez-Franco. 2021. Avatar embodiment: a standardized questionnaire. *Frontiers in Virtual Reality* 1 (2021), 575943.
- [228] Tabitha C. Peck and Jessica J. Good. 2024. Measuring Embodiment: Movement Complexity and the Impact of Personal Characteristics. *IEEE Transactions on Visualization and Computer Graphics* 30, 8 (2024), 4588–4600. doi:10.1109/TVCG.2023.3270725
- [229] Tabitha C. Peck and Jessica J. Good. 2024. Measuring Embodiment: Movement Complexity and the Impact of Personal Characteristics. *IEEE Transactions on Visualization and Computer Graphics* 30, 8 (2024), 4588–4600. doi:10.1109/TVCG.2023.3270725
- [230] Roshan Lalitha Peiris, Wei Peng, Zikun Chen, Liwei Chan, and Kouta Minamizawa. 2017. ThermoVR: Exploring Integrated Thermal Haptic Feedback with Head Mounted Displays. In *Proceedings of the 2017 CHI Conference on Human Factors in Computing Systems* (CHI '17). Association for Computing Machinery, New York, NY, USA, 5452–5456. doi:10.1145/3025453.3025824 event-place: Denver, Colorado, USA.
- [231] Xiaolan Peng, Jin Huang, Alena Denisova, Hui Chen, Feng Tian, and Hongan Wang. 2020. A Palette of Deepened Emotions: Exploring Emotional Challenge in Virtual Reality Games. In *Proceedings of the 2020 CHI Conference on Human Factors in Computing Systems* (CHI '20). Association for Computing Machinery, New York, NY, USA, 1–13. doi:10.1145/3313831.3376221 event-place: Honolulu, HI, USA.

- [232] Iana Podkosova, Francesco De Pace, and Hugo Brument. 2023. Joint Action in Collaborative Mixed Reality: Effects of Immersion Type and Physical Location. In *Proceedings of the 2023 ACM Symposium on Spatial User Interaction* (Sydney, NSW, Australia) (SUI '23). Association for Computing Machinery, New York, NY, USA, Article 16, 12 pages. doi:10.1145/3607822.3614541
- [233] K. Poels, Y.A.W. de Kort, and W.A. IJsselstein. 2007. *D3.3 : Game Experience Questionnaire: development of a self-report measure to assess the psychological impact of digital games*. Technische Universiteit Eindhoven.
- [234] Fabian Pointecker, Judith Friedl, Daniel Schwajda, Hans-Christian Jetter, and Christoph Anthes. 2022. Bridging the gap across realities: Visual transitions between virtual and augmented reality. In *2022 IEEE international symposium on mixed and augmented reality (ISMAR)*. IEEE, 827–836.
- [235] Laia Pujol and Erik Champion. 2012. Evaluating presence in cultural heritage projects. *International Journal of Heritage Studies* 18, 1 (2012), 83–102.
- [236] Laia Pujol-Tost. 2019. Did we just travel to the past? Building and evaluating with cultural presence different modes of VR-mediated experiences in virtual archaeology. *Journal on Computing and Cultural Heritage (JOCCH)* 12, 1 (2019), 1–20.
- [237] Katharina Margareta Theresa Pöhlmann, Gang Li, Mark McGill, Reuben Markoff, and Stephen Anthony Brewster. 2023. You Spin Me Right Round, Baby, Right Round: Examining the Impact of Multi-Sensory Self-Motion Cues on Motion Sickness During a VR Reading Task. In *Proceedings of the 2023 CHI Conference on Human Factors in Computing Systems (CHI '23)*. Association for Computing Machinery, New York, NY, USA. doi:10.1145/3544548.3580966 event-place: Hamburg, Germany.
- [238] Gideon Raeburn and Laurissa Tokarchuk. 2021. Varying user agency and interaction opportunities in a home mobile augmented virtuality story. In *2021 IEEE International Symposium on Mixed and Augmented Reality (ISMAR)*. IEEE, 347–356.
- [239] Jack Ratcliffe and Laurissa Tokarchuk. 2022. Rich virtual feedback from sensorimotor interaction may harm, not help, learning in immersive virtual reality. In *Proceedings of the 28th ACM Symposium on Virtual Reality Software and Technology (Tsukuba, Japan) (VRST '22)*. Association for Computing Machinery, New York, NY, USA, Article 14, 12 pages. doi:10.1145/3562939.3565633
- [240] Holger Regenbrecht and Thomas Schubert. 2002. Measuring presence in augmented reality environments: design and a first test of a questionnaire. *arXiv preprint arXiv:2103.02831* (2002).
- [241] Aylen Ricca, Amine Chellali, and Samir Otmene. 2020. Influence of hand visualization on tool-based motor skills training in an immersive VR simulator. In *2020 IEEE international symposium on mixed and augmented reality (ISMAR)*. IEEE, 260–268.
- [242] Marc Bastian Rieger and Björn Risch. 2023. How to Maximise Spatial Presence: Design Guidelines for a Virtual Learning Environment for School Use. *IEEE Transactions on Visualization and Computer Graphics* 29, 5 (May 2023), 2517–2526. doi:10.1109/TVCG.2023.3247111
- [243] Michael Rietzler, Florian Geiselhart, Jan Gugenheimer, and Enrico Rukzio. 2018. Breaking the Tracking: Enabling Weight Perception Using Perceivable Tracking Offsets. In *Proceedings of the 2018 CHI Conference on Human Factors in Computing Systems (CHI '18)*. Association for Computing Machinery, New York, NY, USA, 1–12. doi:10.1145/3173574.3173702 event-place: Montreal QC, Canada.
- [244] Florent Robert, Hui-Yin Wu, Lucile Sassatelli, and Marco Winckler. 2024. Task-based methodology to characterise immersive user experience with multivariate data. In *2024 IEEE Conference Virtual Reality and 3D User Interfaces (VR)*. 722–731. doi:10.1109/VR58804.2024.00092
- [245] Katja Rogers, Giovanni Ribeiro, Rina R. Wehbe, Michael Weber, and Lennart E. Nacke. 2018. Vanishing Importance: Studying Immersive Effects of Game Audio Perception on Player Experiences in Virtual Reality. In *Proceedings of the 2018 CHI Conference on Human Factors in Computing Systems (CHI '18)*. Association for Computing Machinery, New York, NY, USA, 1–13. doi:10.1145/3173574.3173902 event-place: Montreal QC, Canada.
- [246] Daniel Roth and Marc Erich Latoschik. 2020. Construction of the Virtual Embodiment Questionnaire (VEQ). *IEEE Transactions on Visualization and Computer Graphics* 26, 12 (2020), 3546–3556. doi:10.1109/TVCG.2020.3023603
- [247] Richard M. Ryan and Edward L. Deci. 2000. Self-determination theory and the facilitation of intrinsic motivation, social development, and well-being. *American Psychologist* 55, 1 (2000), 68–78. doi:10.1037/0003-066X.55.1.68 Place: US Publisher: American Psychological Association.
- [248] Richard M. Ryan, C. Scott Rigby, and Andrew Przybylski. 2006. The Motivational Pull of Video Games: A Self-Determination Theory Approach. *Motivation and Emotion* 30, 4 (Dec. 2006), 344–360. doi:10.1007/s11031-006-9051-8
- [249] Neung Ryu, Woojin Lee, Myung Jin Kim, and Andrea Bianchi. 2020. ElaStick: A Handheld Variable Stiffness Display for Rendering Dynamic Haptic Response of Flexible Object. In *Proceedings of the 33rd Annual ACM Symposium on User Interface Software and Technology (UIST '20)*. Association for Computing Machinery, New York, NY, USA, 1035–1045. doi:10.1145/3379337.3415862 event-place: Virtual Event, USA.
- [250] Saeed Safikhani, Michael Holly, Alexander Kainz, and Johanna Pirkner. 2021. The Influence of in-VR Questionnaire Design on the User Experience. In *Proceedings of the 27th ACM Symposium on Virtual Reality Software and Technology (Osaka, Japan) (VRST '21)*. Association for Computing Machinery, New York, NY, USA, Article 12, 8 pages. doi:10.1145/3489849.3489884
- [251] Anca Salagean, Crescent Jicol, Kenneth Dasalla, Christopher Clarke, and Christof Lutteroth. 2024. Watch Out! XR Mobile Displays Improve the Experience of Co-Located VR Gaming Observers. In *2024 IEEE International Symposium on Mixed and Augmented Reality (ISMAR)*. 1226–1235. doi:10.1109/ISMAR62088.2024.00139
- [252] Maria V Sanchez-Vives and Mel Slater. 2005. From presence to consciousness through virtual reality. *Nature reviews neuroscience* 6, 4 (2005), 332–339.
- [253] Christian Schatzschneider, Gerd Bruder, and Frank Steinicke. 2016. Who turned the clock? Effects of Manipulated Zeitgebers, Cognitive Load and Immersion on Time Estimation. *IEEE Transactions on Visualization and Computer Graphics* 22, 4 (April 2016), 1387–1395. doi:10.1109/TVCG.2016.2518137
- [254] Jonas Schild, Joseph LaViola, and Maic Masuch. 2012. Understanding User Experience in Stereoscopic 3D Games. In *Proceedings of the SIGCHI Conference on Human Factors in Computing Systems (CHI '12)*. Association for Computing Machinery, New York, NY, USA, 89–98. doi:10.1145/2207676.2207690 event-place: Austin, Texas, USA.
- [255] Patric Schmitz, Julian Hildebrandt, André Calero Valdez, Leif Kobbelt, and Martina Ziefle. 2018. You spin my head right round: Threshold of limited immersion for rotation gains in redirected walking. *IEEE transactions on visualization and computer graphics* 24, 4 (2018), 1623–1632.
- [256] Danny Schott, Florian Heinrich, Lara Stallmeister, Julia Moritz, Bennet Hensen, and Christian Hansen. 2023. Is this the vReal Life? Manipulating Visual Fidelity of Immersive Environments for Medical Task Simulation. In *2023 IEEE International Symposium on Mixed and Augmented Reality (ISMAR)*. IEEE, 1171–1180.
- [257] Martin Schrepp, Andreas Hinderks, and Jörg Thomaschewski. 2017. Design and evaluation of a short version of the user experience questionnaire (UEQ-S). *International Journal of Interactive Multimedia and Artificial Intelligence*, 4 (6), 103–108. (2017).
- [258] Thomas Schubert, Frank Friedmann, and Holger Regenbrecht. 2001. The Experience of Presence: Factor Analytic Insights. *Presence: Teleoperators and Virtual Environments* 10, 3 (June 2001), 266–281. doi:10.1162/105474601300343603
- [259] HyunA Seo, Juheon Yi, Rajesh Balan, and Youngki Lee. 2024. GradualReality: Enhancing Physical Object Interaction in Virtual Reality via Interaction State-Aware Blending. In *Proceedings of the 37th Annual ACM Symposium on User Interface Software and Technology (Pittsburgh, PA, USA) (UIST '24)*. Association for Computing Machinery, New York, NY, USA, Article 82, 14 pages. doi:10.1145/3654777.3676463
- [260] Rongkai Shi, Jialin Zhang, Wolfgang Stuerzlinger, and Hai-Ning Liang. 2022. Group-based Object Alignment in Virtual Reality Environments. In *Proceedings of the 2022 ACM Symposium on Spatial User Interaction* (Online, CA, USA) (SUI '22). Association for Computing Machinery, New York, NY, USA, Article 2, 11 pages. doi:10.1145/3565970.3567682
- [261] Jae-eun Shin, Boram Yoon, Dooyoung Kim, and Woontack Woo. 2021. A User-Oriented Approach to Space-Adaptive Augmentation: The Effects of Spatial Affordance on Narrative Experience in an Augmented Reality Detective Game. In *Proceedings of the 2021 CHI Conference on Human Factors in Computing Systems (CHI '21)*. Association for Computing Machinery, New York, NY, USA. doi:10.1145/3411764.3445675 event-place: Yokohama, Japan.
- [262] Jae-eun Shin, Boram Yoon, Dooyoung Kim, and Woontack Woo. 2021. A user-oriented approach to space-adaptive augmentation: The effects of spatial affordance on narrative experience in an augmented reality detective game. In *Proceedings of the 2021 CHI Conference on Human Factors in Computing Systems*. 1–13.
- [263] Jae-eun Shin, Boram Yoon, Dooyoung Kim, and Woontack Woo. 2023. The Effects of Spatial Complexity on Narrative Experience in Space-Adaptive AR Storytelling. *IEEE Transactions on Visualization and Computer Graphics* 29, 12 (2023), 5137–5148. doi:10.1109/TVCG.2022.3201934
- [264] Cassandre Simon, Manel Boukli-Hacene, Flavien Lebrun, Samir Otmene, and Amine Chellali. 2024. Impact of Multimodal Instructions for Tool Manipulation Skills on Performance and User Experience in an Immersive Environment. In *2024 IEEE Conference Virtual Reality and 3D User Interfaces (VR)*. 670–680. doi:10.1109/VR58804.2024.00087
- [265] Pragya Singh, Ritvik Budhiraja, Ankush Gupta, Anshul Goswami, Mohan Kumar, and Pushpendra Singh. 2024. EEVR: A Dataset of Paired Physiological Signals and Textual Descriptions for Joint Emotion Representation Learning. *Advances in Neural Information Processing Systems* 37 (2024), 15765–15778.
- [266] Ashutosh Singla, Steve Göring, Dominik Keller, Rakesh Rao Ramachandra Rao, Stephan Fremerey, and Alexander Raake. 2021. Assessment of the Simulator Sickness Questionnaire for Omnidirectional Videos. In *2021 IEEE Virtual Reality and 3D User Interfaces (VR)*. 198–206. doi:10.1109/VR50410.2021.00041
- [267] Richard Skarbez, Frederick P. Brooks, and Mary C. Whitton. 2018. Immersion and coherence in a stressful virtual environment. In *Proceedings of the 24th ACM Symposium on Virtual Reality Software and Technology (Tokyo, Japan) (VRST '18)*. Association for Computing Machinery, New York, NY, USA, Article 24, 11 pages. doi:10.1145/3281505.3281530

- [268] Richard Skarbez, Frederick P Brooks, and Mary C Whitton. 2020. Immersion and coherence: Research agenda and early results. *IEEE transactions on visualization and computer graphics* 27, 10 (2020), 3839–3850.
- [269] Richard Skarbez, Frederick P. Brooks, Jr., and Mary C. Whitton. 2017. A Survey of Presence and Related Concepts. *ACM Comput. Surv.* 50, 6, Article 96 (Nov. 2017), 39 pages. doi:10.1145/3134301
- [270] Mel Slater. 2003. A note on presence terminology. *Presence connect* 3, 3 (2003), 1–5.
- [271] Mel Slater, Beau Lotto, Maria Marta Arnold, and Maria V Sanchez-Vives. 2009. How we experience immersive virtual environments: the concept of presence and its measurement. *Anuario de psicología* 40, 2 (2009), 193–210.
- [272] Mel Slater, Bernhard Spanlang, and David Corominas. 2010. Simulating virtual environments within virtual environments as the basis for a psychophysics of presence. *ACM Trans. Graph.* 29, 4, Article 92 (July 2010), 9 pages. doi:10.1145/1778765.1778829
- [273] Mel Slater, Martin Usoh, and Anthony Steed. 1994. Depth of Presence in Virtual Environments. *Presence: Teleoperators and Virtual Environments* 3, 2 (05 1994), 130–144. doi:10.1162/pres.1994.3.2.130 arXiv:https://direct.mit.edu/pvar/article-pdf/3/2/130/1622610/pres.1994.3.2.130.pdf
- [274] Rukshani Somaratna, Don Samitha Elvitigala, Yijun Yan, Aaron J Quigley, and Gelareh Mohammadi. 2023. Exploring User Engagement in Immersive Virtual Reality Games through Multimodal Body Movements. In *Proceedings of the 29th ACM Symposium on Virtual Reality Software and Technology* (Christchurch, New Zealand) (VRST '23). Association for Computing Machinery, New York, NY, USA, Article 3, 8 pages. doi:10.1145/3611659.3615687
- [275] Jianbin Song, Rongkai Shi, Yue Li, BoYu Gao, and Hai-Ning Liang. 2024. Exploring Controller-based Techniques for Precise and Rapid Text Selection in Virtual Reality. In *2024 IEEE Conference Virtual Reality and 3D User Interfaces (VR)*, 244–253. doi:10.1109/VR58804.2024.00047
- [276] Vinicius Souza, Anderson Maciel, Luciana Nedel, and Regis Kopper. 2021. Measuring Presence in Virtual Environments: A Survey. *ACM Comput. Surv.* 54, 8, Article 163 (Oct. 2021), 37 pages. doi:10.1145/3466817
- [277] Giuseppina Spano, Annalisa Theodorou, Gerhard Reese, Giuseppe Carrus, Giovanni Sanesi, and Angelo Panno. 2023. Virtual nature, psychological and psychophysiological outcomes: A systematic review. *Journal of Environmental Psychology* 89 (2023), 102044. doi:10.1016/j.jenvp.2023.102044
- [278] Maximilian Speicher, Brian D Hall, and Michael Nebeling. 2019. What is mixed reality?. In *Proceedings of the 2019 CHI conference on human factors in computing systems*. 1–15.
- [279] Charles Spielberger, Richard Gorsuch, Robert Lushene, PR Vagg, and Gerard Jacobs. 1983. *Manual for the State-Trait Anxiety Inventory (Form Y1 – Y2)*. Vol. IV. Charles D. Spielberger, Richard L. Gorsuch, and Robert E. Lushene. 1970. *STAI: Manual for the State-Trait Anxiety Inventory*. Consulting Psychologists Press, Palo Alto.
- [280] Charles D. Spielberger, Richard L. Gorsuch, and Robert E. Lushene. 1970. *STAI: Manual for the State-Trait Anxiety Inventory*. Consulting Psychologists Press, Palo Alto.
- [281] Misha Sra, Abhinandan Jain, and Pattie Maes. 2019. Adding Proprioceptive Feedback to Virtual Reality Experiences Using Galvanic Vestibular Stimulation. In *Proceedings of the 2019 CHI Conference on Human Factors in Computing Systems* (CHI '19). Association for Computing Machinery, New York, NY, USA, 1–14. doi:10.1145/3290605.3300905 event-place: Glasgow, Scotland Uk.
- [282] Misha Sra, Xuhai Xu, and Pattie Maes. 2018. BreathVR: Leveraging Breathing as a Directly Controlled Interface for Virtual Reality Games. In *Proceedings of the 2018 CHI Conference on Human Factors in Computing Systems* (CHI '18). Association for Computing Machinery, New York, NY, USA, 1–12. doi:10.1145/3173574.3173914 event-place: Montreal QC, Canada.
- [283] Frank Steinicke, Gerd Bruder, Klaus Hinrichs, Anthony Steed, and Alexander L. Gerlach. 2009. Does a Gradual Transition to the Virtual World increase Presence?. In *2009 IEEE Virtual Reality Conference*. 203–210. doi:10.1109/VR.2009.4811024
- [284] Evan A Suma, Seth Clark, David Krum, Samantha Finkelstein, Mark Bolas, and Zachary Warte. 2011. Leveraging change blindness for redirection in virtual environments. In *2011 IEEE Virtual Reality Conference*. IEEE, 159–166.
- [285] Yujie Tao and Pedro Lopes. 2022. Integrating Real-World Distractions into Virtual Reality. In *Proceedings of the 35th Annual ACM Symposium on User Interface Software and Technology* (UIST '22). Association for Computing Machinery, New York, NY, USA. doi:10.1145/3526113.3545682 event-place: Bend, OR, USA.
- [286] Markus Tatzgern, Michael Domhardt, Martin Wolf, Michael Cenger, Gerlinde Emsenhuber, Radomir Dinic, Nathalie Gerner, and Arnulf Hartl. 2022. AirRes Mask: A Precise and Robust Virtual Reality Breathing Interface Utilizing Breathing Resistance as Output Modality. In *Proceedings of the 2022 CHI Conference on Human Factors in Computing Systems* (CHI '22). Association for Computing Machinery, New York, NY, USA. doi:10.1145/3491102.3502090 event-place: New Orleans, LA, USA.
- [287] Theophilus Teo, Ashkan F. Hayati, Gun A. Lee, Mark Billinghurst, and Matt Adcock. 2019. A Technique for Mixed Reality Remote Collaboration using 360 Panoramas in 3D Reconstructed Scenes. In *Proceedings of the 25th ACM Symposium on Virtual Reality Software and Technology* (Parramatta, NSW, Australia) (VRST '19). Association for Computing Machinery, New York, NY, USA, Article 23, 11 pages. doi:10.1145/3359996.3364238
- [288] Santawat Thanyadit, Parinya Punpongsanon, and Ting-Chuen Pong. 2019. ObserverVAR: Visualization system for observing virtual reality users using augmented reality. In *2019 IEEE International Symposium on Mixed and Augmented Reality (ISMAR)*. IEEE, 258–268.
- [289] Edmund R. Thompson. 2007. Development and Validation of an Internationally Reliable Short-Form of the Positive and Negative Affect Schedule (PANAS). *Journal of Cross-Cultural Psychology* 38, 2 (March 2007), 227–242. doi:10.1177/0022022106297301 Publisher: SAGE Publications Inc.
- [290] Balasaravanan Thoravi Kumaravel and Andrew D Wilson. 2022. Dreamstream: Immersive and interactive spectating in vr. In *Proceedings of the 2022 CHI Conference on Human Factors in Computing Systems*. 1–17.
- [291] Feng Tian, Shuting Ni, Xiaoyue Zhang, Fei Chen, Qialian Zhu, Chunyi Xu, and Yuzhi Li. 2024. Enhancing Tai Chi Training System: Towards Group-Based and Hyper-Realistic Training Experiences. *IEEE Transactions on Visualization and Computer Graphics* 30, 5 (2024), 1–11. doi:10.1109/TVCG.2024.3372099
- [292] Andrea C Tricco, Erin Lillie, Wasifa Zarin, Kelly K O'Brien, Heather Colquhoun, Danielle Levac, David Moher, Micah DJ Peters, Tanya Horsley, Laura Weeks, et al. 2018. PRISMA extension for scoping reviews (PRISMA-ScR): checklist and explanation. *Annals of internal medicine* 169, 7 (2018), 467–473.
- [293] Chun-Miao Tseng, Po-Yu Chen, Shih Chin Lin, Yu-Wei Wang, Yu-Hsin Lin, Mu-An Kuo, Neng-Hao Yu, and Mike Y. Chen. 2022. HeadWind: Enhancing Teleportation Experience in VR by Simulating Air Drag during Rapid Motion. In *Proceedings of the 2022 CHI Conference on Human Factors in Computing Systems* (CHI '22). Association for Computing Machinery, New York, NY, USA. doi:10.1145/3491102.3501890 event-place: New Orleans, LA, USA.
- [294] Wen-Jie Tseng, Petros Dimitrios Kontrazis, Eric Lecolinet, Samuel Huron, and Jan Gugenheimer. 2024. Understanding Interaction and Breakouts of Safety Boundaries in Virtual Reality Through Mixed-Method Studies. In *2024 IEEE Conference Virtual Reality and 3D User Interfaces (VR)*. 482–492. doi:10.1109/VR58804.2024.00069
- [295] A K M Amanat Ullah, William Delamare, and Khalad Hasan. 2023. Exploring Users' Pointing Performance on Virtual and Physical Large Curved Displays. In *Proceedings of the 29th ACM Symposium on Virtual Reality Software and Technology* (Christchurch, New Zealand) (VRST '23). Association for Computing Machinery, New York, NY, USA, Article 7, 11 pages. doi:10.1145/3611659.3615710
- [296] Martin Usoh, Ernest Catena, Sima Arman, and Mel Slater. 2000. Using Presence Questionnaires in Reality. *Presence* 9, 5 (Oct. 2000), 497–503. doi:10.1162/105474600566989
- [297] Ivan Valentini, Giorgio Ballestin, Chiara Bassano, Fabio Solari, and Manuela Chessa. 2020. Improving obstacle awareness to enhance interaction in virtual reality. In *2020 IEEE Conference on Virtual Reality and 3D User Interfaces (VR)*. IEEE, 44–52.
- [298] Dimitar Valkov and Steffen Flagge. 2017. Smooth immersion: the benefits of making the transition to virtual environments a continuous process. In *Proceedings of the 5th Symposium on Spatial User Interaction* (Brighton, United Kingdom) (SUI '17). Association for Computing Machinery, New York, NY, USA, 12–19. doi:10.1145/3131277.3132183
- [299] Vero Vanden Abeele, Lennart E Nacke, Elisa D Mekler, and Daniel Johnson. 2016. Design and preliminary validation of the player experience inventory. In *Proceedings of the 2016 Annual Symposium on Computer-Human Interaction in Play Companion Extended Abstracts*. 335–341.
- [300] Koorosh Vaziri, Maria Bondy, Amanda Bui, and Victoria Interrante. 2021. Ego-centric Distance Judgments in Full-Cue Video-See-Through VR Conditions are No Better than Distance Judgments to Targets in a Void. In *2021 IEEE Virtual Reality and 3D User Interfaces (VR)*. 1–9. doi:10.1109/VR50410.2021.00056
- [301] Rohith Venkatakrishnan, Roshan Venkatakrishnan, Reza Ghaiumy Anaraky, Matias Volonte, Bart Knijnenburg, and Sabarish V Babu. 2020. A Structural Equation Modeling Approach to Understand the Relationship between Control, Cybersickness and Presence in Virtual Reality. In *2020 IEEE Conference on Virtual Reality and 3D User Interfaces (VR)*. 682–691. doi:10.1109/VR46266.2020.00091
- [302] Roshan Venkatakrishnan, Rohith Venkatakrishnan, Ayush Bhargava, Kathryn Lucaites, Hannah Solini, Matias Volonte, Andrew Robb, Sabarish V Babu, Wen-Chieh Lin, and Yun-Xuan Lin. 2020. Comparative evaluation of the effects of motion control on cybersickness in immersive virtual environments. In *2020 IEEE Conference on Virtual Reality and 3D User Interfaces (VR)*. IEEE, 672–681.
- [303] Rohith Venkatakrishnan, Roshan Venkatakrishnan, Balagopal Raveendranath, Ryan Canales, Dawn M. Sarno, Andrew C. Robb, Wen-Chieh Lin, and Sabarish V. Babu. 2024. The Effects of Secondary Task Demands on Cybersickness in Active Exploration Virtual Reality Experiences. *IEEE Transactions on Visualization and Computer Graphics* 30, 5 (2024), 2745–2755. doi:10.1109/TVCG.2024.3372080
- [304] Roshan Venkatakrishnan, Rohith Venkatakrishnan, Balagopal Raveendranath, Christopher C Pagano, Andrew C Robb, Wen-Chieh Lin, and Sabarish V Babu. 2023. How virtual hand representations affect the perceptions of dynamic affordances in virtual reality. *IEEE Transactions on Visualization and Computer Graphics* 29, 5 (2023), 2258–2268.
- [305] Steeven Villa, Kenji Ishihara, Moritz Ziarko, Sebastian Günther, and Florian Müller. 2024. Touch It Like It's Hot: A Thermal Feedback Enabled Encountered-type Haptic Display for Virtual Reality. In *2024 IEEE International Symposium*



- on Mixed and Augmented Reality (ISMAR). 700–709. doi:10.1109/ISMAR62088.2024.00085
- [306] Peter Vorderer, Werner Wirth, Feliz Gouveia, Frank Biocca, Timo Saari, Lutz Jäncke, Saskia Böcking, Holger Schramm, Andre Gysbers, Tilo Hartmann, Christoph Klimmt, Jari Laarni, Niklas Ravaja, Ana Sacau, Thomas Baumgartner, and Petra Jäncke. 2004. *MEC spatial presence questionnaire (MEC-SPQ, English and German version): Short documentation and instructions for application*. doi:10.13140/RG.2.2.26232.42249 Journal Abbreviation: Report to the European Community, Project Presence: MEC (IST-2001-37661) Publication Title: Report to the European Community, Project Presence: MEC (IST-2001-37661).
- [307] Nadine Wagener, Jasmin Niess, Yvonne Rogers, and Johannes Schöning. 2022. Mood Worlds: A Virtual Environment for Autonomous Emotional Expression. In *Proceedings of the 2022 CHI Conference on Human Factors in Computing Systems (CHI '22)*. Association for Computing Machinery, New York, NY, USA. doi:10.1145/3491102.3501861 event-place: New Orleans, LA, USA.
- [308] Hanbing Wang, Junyan Du, Yue Li, Lie Zhang, and Xiang Li. 2025. Grand challenges in immersive technologies for cultural heritage. *International Journal of Human-Computer Interaction* (2025), 1–22.
- [309] Jialin Wang, Rongkai Shi, Wenxuan Zheng, Weijie Xie, Dominic Kao, and Hai-Ning Liang. 2023. Effect of Frame Rate on User Experience, Performance, and Simulator Sickness in Virtual Reality. *IEEE Transactions on Visualization and Computer Graphics* 29, 5 (2023), 2478–2488. doi:10.1109/TVCG.2023.3247057
- [310] Jin-Du Wang, Ke Zhou, Haoyu Ren, Per Ola Kristensson, and Xiang Li. 2025. Handows: A Palm-Based Interactive Multi-Window Management System in Virtual Reality. *IEEE Transactions on Visualization and Computer Graphics* (2025).
- [311] Xizi Wang, Ben Lafreniere, and Jian Zhao. 2024. Exploring Visualizations for Precisely Guiding Bare Hand Gestures in Virtual Reality. In *Proceedings of the 2024 CHI Conference on Human Factors in Computing Systems* (Honolulu, HI, USA) (CHI '24). Association for Computing Machinery, New York, NY, USA, Article 636, 19 pages. doi:10.1145/3613904.3642935
- [312] Xuanyu Wang, Weizhan Zhang, and Hongbo Fu. 2024. A3RT: Attention-Aware AR Teleconferencing with Life-Size 2.5D Video Avatars. In *2024 IEEE Conference Virtual Reality and 3D User Interfaces (VR)*. 211–221. doi:10.1109/VR58804.2024.00044
- [313] Xuanyu Wang, Weizhan Zhang, Christian Sandor, and Hongbo Fu. 2024. Real-and-Present: Investigating the Use of Life-Size 2D Video Avatars in HMD-Based AR Teleconferencing. *IEEE Transactions on Visualization and Computer Graphics* (2024), 1–16. doi:10.1109/TVCG.2024.3466554
- [314] David Watson, Lee Anna Clark, and Auke Tellegen. 1988. Development and validation of brief measures of positive and negative affect: the PANAS scales. *Journal of personality and social psychology* 54, 6 (1988), 1063.
- [315] Martin Westhoven, Dennis Paul, and Thomas Alexander. 2016. Head turn scaling below the threshold of perception in immersive virtual environments. In *Proceedings of the 22nd ACM Conference on Virtual Reality Software and Technology* (Munich, Germany) (VRST '16). Association for Computing Machinery, New York, NY, USA, 77–86. doi:10.1145/2993369.2993385
- [316] Matt Whitlock, Ethan Harnner, Jed R Brubaker, Shaun Kane, and Danielle Albers Szafir. 2018. Interacting with distant objects in augmented reality. In *2018 IEEE Conference on Virtual Reality and 3D User Interfaces (VR)*. IEEE, 41–48.
- [317] Alexander Wilberz, Dominik Leschtschow, Christina Trepkowski, Jens Maiero, Ernst Kruijff, and Bernhard Riecke. 2020. FaceHaptics: Robot Arm Based Versatile Facial Haptics for Immersive Environments. In *Proceedings of the 2020 CHI Conference on Human Factors in Computing Systems (CHI '20)*. Association for Computing Machinery, New York, NY, USA, 1–14. doi:10.1145/3313831.3376481 event-place: Honolulu, HI, USA.
- [318] Bob G. Witmer and Michael J. Singer. 1998. Measuring Presence in Virtual Environments: A Presence Questionnaire. *Presence: Teleoperators and Virtual Environments* 7, 3 (June 1998), 225–240. doi:10.1162/105474698565686
- [319] Dennis Wolf, Katja Rogers, Christoph Kunder, and Enrico Rukzio. 2020. JumpVR: Jump-Based Locomotion Augmentation for Virtual Reality. In *Proceedings of the 2020 CHI Conference on Human Factors in Computing Systems (CHI '20)*. Association for Computing Machinery, New York, NY, USA, 1–12. doi:10.1145/3313831.3376243 event-place: Honolulu, HI, USA.
- [320] Julia Woodward, Feben Alemu, Natalia E. López Adames, Lisa Anthony, Jason C. Yip, and Jaime Ruiz. 2022. “It Would Be Cool to Get Stamped by Dinosaurs”: Analyzing Children’s Conceptual Model of AR Headsets Through Co-Design. In *Proceedings of the 2022 CHI Conference on Human Factors in Computing Systems (CHI '22)*. Association for Computing Machinery, New York, NY, USA. doi:10.1145/3491102.3501979 event-place: New Orleans, LA, USA.
- [321] Adam Grant Worrallo and Thomas Hartley. 2021. Robust optical based hand interaction for virtual reality. *IEEE Transactions on Visualization and Computer Graphics* 28, 12 (2021), 4186–4197.
- [322] Cleo Xiao, Difeng Yu, Kasper Hornbæk, and Joanna Bergström. 2025. A Concept at Work: A Review of Motivations, Operationalizations, and Conclusions in VR Research about Presence. In *Proceedings of the 2025 CHI Conference on Human Factors in Computing Systems*. 1–21.
- [323] Ningchang Xiong, Qingqin Liu, and Kening Zhu. 2024. PetPresence: Investigating the Integration of Real-World Pet Activities in Virtual Reality. *IEEE Transactions on Visualization and Computer Graphics* 30, 5 (2024), 2559–2569. doi:10.1109/TVCG.2024.3372095
- [324] Sen-Zhe Xu, Kui Huang, Cheng-Wei Fan, and Song-Hai Zhang. 2024. SafeRDW: Keep VR Users Safe When Jumping Using Redirected Walking. In *2024 IEEE Conference Virtual Reality and 3D User Interfaces (VR)*. 365–375. doi:10.1109/VR58804.2024.00058
- [325] Sen-Zhe Xu, Kui Huang, Cheng-Wei Fan, and Song-Hai Zhang. 2024. Spatial Contraction Based on Velocity Variation for Natural Walking in Virtual Reality. *IEEE Transactions on Visualization and Computer Graphics* 30, 5 (2024), 2444–2453. doi:10.1109/TVCG.2024.3372109
- [326] Wenge Xu, Hai-Ning Liang, Anqi He, and Zifan Wang. 2019. Pointing and Selection Methods for Text Entry in Augmented Reality Head Mounted Displays. In *2019 IEEE International Symposium on Mixed and Augmented Reality (ISMAR)*. 279–288. doi:10.1109/ISMAR.2019.00026
- [327] Xuanhui Xu, Antonella Puggioni, David Kilroy, and Abraham G Campbell. 2023. User Experience of Collaborative Co-located Mixed Reality: a User Study in Teaching Veterinary Radiation Safety Rules. In *2023 IEEE International Symposium on Mixed and Augmented Reality (ISMAR)*. IEEE, 583–590.
- [328] Xinchu Xu, Yang Zhou, Bingchan Shao, Guihuan Feng, and Chun Yu. 2023. GestureSurface: VR Sketching through Assembling Scaffold Surface with Non-Dominant Hand. *IEEE Transactions on Visualization and Computer Graphics* 29, 5 (2023), 2499–2507.
- [329] Yao Xu, Ding Ding, Yongxin Chen, Zhuying Li, and Xiangyu Xu. 2024. iStrayPaws: Immersing in a Stray Animal’s World through First-Person VR to Bridge Human-Animal Empathy. In *Proceedings of the 30th ACM Symposium on Virtual Reality Software and Technology* (Trier, Germany) (VRST '24). Association for Computing Machinery, New York, NY, USA, Article 5, 11 pages. doi:10.1145/3641825.3687729
- [330] Ying Yang, Tim Dwyer, Michael Wybrow, Benjamin Lee, Maxime Cordeil, Mark Billingham, and Bruce H. Thomas. 2022. Towards Immersive Collaborative Sensemaking. *Proc. ACM Hum.-Comput. Interact.* 6, ISS (Nov. 2022). doi:10.1145/3567741 Place: New York, NY, USA Publisher: Association for Computing Machinery.
- [331] Dohyeon Yeo, Gwangbin Kim, and Seungjun Kim. 2020. Toward Immersive Self-Driving Simulations: Reports from a User Study across Six Platforms. In *Proceedings of the 2020 CHI Conference on Human Factors in Computing Systems (CHI '20)*. Association for Computing Machinery, New York, NY, USA, 1–12. doi:10.1145/3313831.3376787 event-place: Honolulu, HI, USA.
- [332] Sean D Young, Bernard D Adelstein, and Stephen R Ellis. 2006. Demand characteristics of a questionnaire used to assess motion sickness in a virtual environment. In *IEEE virtual reality conference (VR 2006)*. IEEE, 97–102.
- [333] Sean D Young, Bernard D Adelstein, and Stephen R Ellis. 2007. Demand characteristics in assessing motion sickness in a virtual environment: Or does taking a motion sickness questionnaire make you sick? *IEEE transactions on visualization and computer graphics* 13, 3 (2007), 422–428.
- [334] André Zenner, Akhmadjon Makhsadov, Sören Klingner, David Liebmenn, and Antonio Krüger. 2020. Immersive Process Model Exploration in Virtual Reality. *IEEE Transactions on Visualization and Computer Graphics* 26, 5 (May 2020), 2104–2114. doi:10.1109/TVCG.2020.2973476
- [335] André Zenner, Kristin Ullmann, and Antonio Krüger. 2021. Combining Dynamic Passive Haptics and Haptic Retargeting for Enhanced Haptic Feedback in Virtual Reality. *IEEE Transactions on Visualization and Computer Graphics* 27, 5 (2021), 2627–2637. doi:10.1109/TVCG.2021.3067777
- [336] Chenyan Zhang. 2020. The Why, What, and How of Immersive Experience. *IEEE Access* 8 (2020), 90878–90888. doi:10.1109/ACCESS.2020.2993646
- [337] Jingyu Zhang, Ke Jiang, Suhan Wang, Shijie Ming, and Huidi Wang. 2023. Forestlight: A Virtual Reality Respiratory Biofeedback System Using Interactive Lighting for Pressure Relief. In *Proceedings of the 2023 ACM Symposium on Spatial User Interaction* (Sydney, NSW, Australia) (SUI '23). Association for Computing Machinery, New York, NY, USA, Article 64, 5 pages. doi:10.1145/3607822.3616414
- [338] Junjie Zhang, Lik-Hang Lee, Yuyang Wang, Shan Jin, Dan-Lu Fei, and Pan Hui. 2024. Jump Cut Effects in Cinematic Virtual Reality: Editing with the 30-degree Rule and 180-degree Rule. In *2024 IEEE Conference Virtual Reality and 3D User Interfaces (VR)*. 51–60. doi:10.1109/VR58804.2024.00029
- [339] Lei Zhang and Steve Oney. 2020. FlowMatic: An Immersive Authoring Tool for Creating Interactive Scenes in Virtual Reality. In *Proceedings of the 33rd Annual ACM Symposium on User Interface Software and Technology (UIST '20)*. Association for Computing Machinery, New York, NY, USA, 342–353. doi:10.1145/3379337.3415824 event-place: Virtual Event, USA.
- [340] Jiayan Zhao and Alexander Klippel. 2019. Scale - Unexplored Opportunities for Immersive Technologies in Place-based Learning. In *2019 IEEE Conference on Virtual Reality and 3D User Interfaces (VR)*. 155–162. doi:10.1109/VR.2019.8797867
- [341] Ziyue Zhao, Yue Li, and Hai-Ning Liang. 2023. LeanOn: Simulating Balance Vehicle Locomotion in Virtual Reality. In *2023 IEEE International Symposium on Mixed and Augmented Reality (ISMAR)*. IEEE, 415–424.
- [342] Feng Zhou, Henry Been-Lirn Duh, and Mark Billingham. 2008. Trends in augmented reality tracking, interaction and display: A review of ten years of ISMAR. In *2008 7th IEEE/ACM International Symposium on Mixed and Augmented*

- Reality. 193–202. doi:10.1109/ISMAR.2008.4637362
- [343] Xiuqi Zhu, Chenyi Wang, Zichun Guo, Yifan Zhao, and Yang Jiao. 2023. "Can You Move It?": The Design and Evaluation of Moving VR Shots in Sport Broadcast. In *2023 IEEE International Symposium on Mixed and Augmented Reality (ISMAR)*. IEEE, 839–848.
- [344] David J. Zielinski, Regis Kopper, Ryan P. McMahan, Wenjie Lu, and Silvia Ferrari. 2013. Intercept tags: enhancing intercept-based systems. In *Proceedings of the 19th ACM Symposium on Virtual Reality Software and Technology (Singapore) (VRST '13)*. Association for Computing Machinery, New York, NY, USA, 263–266. doi:10.1145/2503713.2503737
- [345] FRH Zijlstra and L Van Doorn. 1985. *The construction of a scale to measure perceived effort. Report*. Delft University of Technology, Delft.
- [346] Qianyuan Zou, Huidong Bai, Zhuang Chang, Zirui Xiao, Suizi Tian, Henry Been-Lirn Duh, Allan Fowler, and Mark Billinghurst. 2024. The Effect of Interface Types and Immersive Environments on Drawing Accuracy and User Comfort. In *2024 IEEE International Symposium on Mixed and Augmented Reality (ISMAR)*. 836–845. doi:10.1109/ISMAR62088.2024.00099