

A Computational Approach to Visual Metonymy

Saptarshi Ghosh, Linfeng Liu, Tianyu Jiang

University of Cincinnati

{ghosh2si,liu2lf}@mail.uc.edu, tianyu.jiang@uc.edu

Abstract

Images often communicate more than they literally depict: a set of tools can suggest an occupation and a cultural artifact can suggest a tradition. This kind of indirect visual reference, known as visual metonymy, invites viewers to recover a target concept via associated cues rather than explicit depiction. In this work, we present the first computational investigation of visual metonymy. We introduce a novel pipeline grounded in semiotic theory that leverages large language models and text-to-image models to generate metonymic visual representations. Using this framework, we construct ViMET,¹ the first visual metonymy dataset comprising 2,000 multiple-choice questions to evaluate the cognitive reasoning abilities in multi-modal language models. Experimental results on our dataset reveal a significant gap between human performance (86.9%) and state-of-the-art vision-language models (65.9%), highlighting limitations in machines' ability to interpret indirect visual references.

1 Introduction

Visual metonymy is a form of indirect representation in which an image evokes a concept not by depicting it directly, but by presenting visually associated cues that invite the viewer to infer the intended meaning (Feng, 2017). For example, an image of a canvas and paint brush evokes the idea of an artist without the artist being shown. Previous studies on linguistic metonymy have shown that meaning arises through associative links between a concept and a related cue within the same conceptual domain (Lakoff and Johnson, 1980; Radden and Kövecses, 1999). The principle holds in the visual modality as well, where the viewer infers a broader concept from a related visual cue through associative links. Unlike textual metonymy, which unfolds sequentially through language, visual metonymy



Figure 1: Examples of text-to-image model generated literal and metonymic images for the concept words *Japan*, *Artist*, and *Acting*. The literal image depicts the concept explicitly, while the metonymic image evokes the idea of the concept through cultural, contextual, or symbolic association.

communicates meaning instantaneously and often more ambiguously, relying heavily on the observer's interpretive framework (Forceville, 2006).

Figure 1 illustrates visual metonymic images, comparing them with a literal depiction of the concept words *Japan*, *Artist*, and *Acting*. The literal image depicts the concept through explicit visual representation, while the metonymic image conveys the concept indirectly by depicting associated objects. These associations rely on conceptual links—cultural, contextual, or symbolic—through which the viewer infers the intended idea without it being explicitly shown. The first image illustrates

¹<https://github.com/cincynlp/ViMET>

cultural association, where the concept of *Japan* is evoked using objects related to Japanese culture. The second image demonstrates *contextual association* where the concept of *artist* is evoked using objects in work-related contexts. The third image shows *symbolic association* where the concept of *Acting* is evoked using known symbols.

By leveraging such associative reasoning, visual metonymy enables artists or advertisers to convey layered meanings that engage the viewer’s prior knowledge and interpretation, making it a powerful tool (Forceville, 2006). It is a preferred strategy in advertising to point to product or brand identity using visual metonymy, as it is more persuasive and functional than visual metaphors (Forceville, 2020). In spite of visual metonymy largely dominating everyday multimodal communication, it remains a largely unexplored area within the current landscape of multimodal NLP.

Several research gaps persist: i) Studies in the field of NLP have not explored metonymy in a multimodal setting. ii) There are no existing datasets specifically designed around metonymic imagery, nor benchmarks that evaluate a model’s ability to interpret indirect, conceptually grounded metonymic cues. iii) Generating visually metonymic images presents a significant challenge for current language models. Recent studies have shown that while text-to-image models are effective at generating realistic imagery for concrete words with clear visual referents, they frequently fail when prompted with abstract or inferential terms such as *brave* or *consciousness* (Zamfirescu-Pereira et al., 2023; Chakrabarty et al., 2023)—terms which are commonly associated with visual metonymy.

Addressing these gaps, our work is one of the first to explore visual metonymy in the NLP community. We propose a novel image generation framework that leverages large language models (LLMs) to evoke concepts through visual metonymy. 84.3% of the images generated using our framework were judged as metonymic by humans, compared to only 41.2% when using a simple prompt without structured guidance. Using this framework, we introduce ViMET—a benchmark dataset containing 2,000 multiple-choice questions, where each image is paired with a multiple-choice question about the concept it is intended to evoke. A majority of existing multimodal benchmarks assess *what* vision-language models (VLMs) see; focusing on object recognition or caption alignment, rather than *how* they interpret visual infor-

mation (Li et al., 2024b). Our benchmark is designed to evaluate the interpretability and depth of an LLM’s visual understanding. Our experiments show that VLMs can reach up to 65.9% accuracy on our ViMET dataset, while human scores are at 86.9%. In summary, our contributions are:

- We present the first computational investigation of visual metonymy, laying a foundation for future work.
- We propose a cognitively grounded pipeline for generating visual metonymy images, and release a corpus of 2,000 visual metonymy images with rich metadata to support downstream research.
- We introduce **ViMET**, the **Visual Metonymy** benchmark, consisting of 2,000 multiple-choice questions.
- Experiments on our dataset show that VLMs’ capability of understanding metonymic imagery is significantly (21%) lower than humans.

2 Modeling Visual Metonymy: A Semiotic and Cognitive Perspective

2.1 Semiotic Theory

Previous linguistic studies have proposed various theoretical perspectives on visual metonymy (Feng, 2017; Kress and Van Leeuwen, 2020). However, no existing study has captured visual metonymy in a computational model, or defined it in a quantitative sense. In this work, we aim to model visual metonymy using Charles Sanders Peirce’s theory of signs (Peirce, 1931–1958), particularly the **semiotic triad** comprising the *object*, *representamen*, and *interpretant*.

In the semiotic triad, the *object* is the real-world concept, entity, or idea that is being represented. The *representamen* is the perceptible form or sign that stands for the *object*. It is the visible or tangible element that triggers recognition. The *interpretant* is the mental concept or meaning formed by the observer when encountering the *representamen*. This relationship forms a triangular structure—also referred to as the *sign triangle*. The *object* leads to the *representamen*, which in turn leads to the *interpretant*, with the *representamen* acting as a connector between the *object* and the meaning inferred by the observer. This triadic relationship bears a structural resemblance to the Vauquois triangle (Vauquois, 1968) in machine translation, which maps the translation process from source language to target language via an interlingua or deep struc-

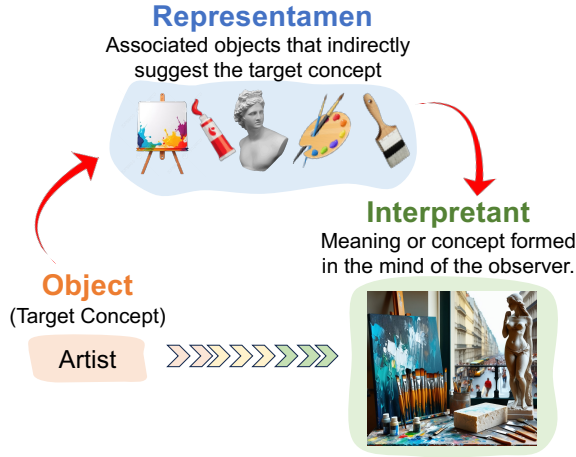


Figure 2: An illustration of the semiotic triad in the context of visual metonymy. The *object* (artist) is indirectly evoked through *representamens* (canvas, color palette, sculpture, brush). The *interpretant* emerges as the viewer infers the concept of an artist from the association of these visual elements without explicit depiction.

ture. Like the semiotic triad, the meaning is mediated through an intermediate representation.

Figure 2 depicts the semiotic triad in the context of visual metonymy. The *object* corresponds to the target noun or concept that the image is intended to evoke (e.g., artist). The *representamen* consists of associated objects—visual cues that are not the *object* itself but are closely linked to it through cultural, contextual, or symbolic associations (e.g., canvas, paintings, sculpture, paint brush, and color palette). The *interpretant* occurs when a viewer sees the associated elements (i.e., the *representamens*) and infers the broader concept (artist). Therefore, using the semiotic triad, visual metonymy can be described as a process in which a concept (*object*) is evoked through a related visual cue (*representamen*), prompting the viewer to mentally infer the intended meaning (*interpretant*) without the concept being explicitly depicted.

The semiotic triad offers a useful cognitive lens for modeling visual metonymy. Prior linguistic and cognitive work has similarly relied on indirect mappings and associative cues (Forceville, 2006; Feng, 2017), although to our knowledge, this triadic model has not been applied to visual metonymy in computational contexts. The novelty of our work lies here. Our findings suggest that the semiotic triad not only provides a strong theoretical foundation for defining visual metonymy, but also greatly improves the quality of metonymic image generation, discussed in the next section.



Figure 3: Examples of different visual metonymies.

2.2 Association With Textual Metonymy

Prior linguistic work has explored categories of metonymy in text (Radden and Kövecses, 1999). Recent work by Ghosh and Jiang (2025) adopts six metonymy types: container-for-content, producer-for-product, product-for-producer, location-for-people, possessed-for-possessor, and causer-for-result. Other studies have also identified additional common associations, such as part-for-whole, object-for-action (Kövecses, 2015). We observe that visual metonymy can exhibit similar types of associative mappings. Figure 3 presents two illustrative examples. The concept of *car* is evoked by *car keys* through part-for-whole metonymy. Similarly, *judge* is evoked by showing the location of a *courtroom*. However, we noticed that in text, a sentence typically instantiates a single metonymic relation anchored by a single cue—often a noun that triggers the intended substitution. For example, in “*Hollywood released three blockbusters this year*,” the metonymic cue is the noun *Hollywood*, prompting the reader to infer a replacement (e.g., the film industry or its people).

In contrast, we observed that visual metonymy often simultaneously supports multiple metonymic relations within the same image, drawing on multiple cues distributed across the scene. Since images often contain several objects, tools, and contextual settings at once, each element can independently function as an associative cue pointing to the same target concept via different metonymic mappings. For instance, the concept *judge* in Figure 3 can be evoked via location-for-people metonymy, while objects such as a *judge’s gown*, *gavel* and *law books* may additionally cue the concept through object-for-action metonymy. This multiplicity makes visual metonymy richer and more compositional than its textual counterpart.

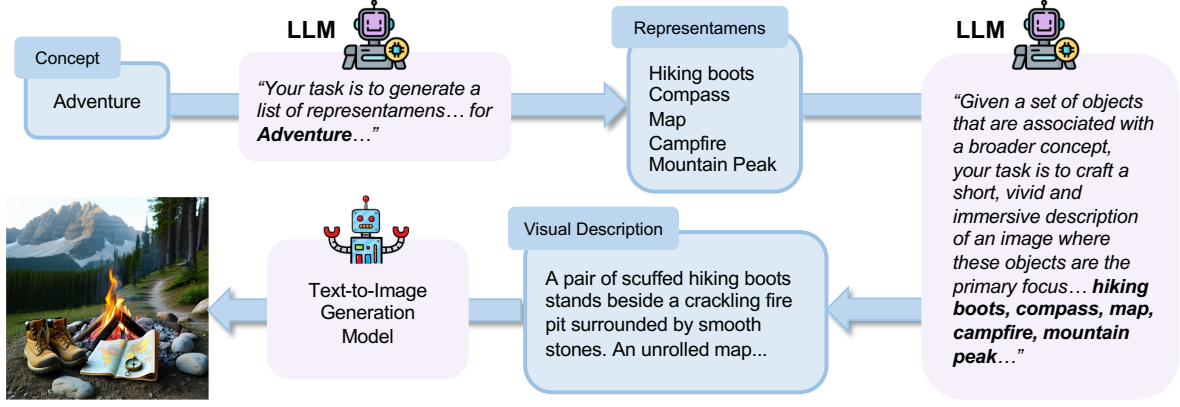


Figure 4: Image generation pipeline. Full prompts are provided in Appendix L.

3 Visual Metonymy Image Generation

In this section, we propose a novel image generation pipeline with human-in-the-loop evaluation to ensure high-quality visual metonymic images.

3.1 Image Generation Pipeline

We propose a three-step approach for generating visually metonymic images from objects. The process involves 1) using an LLM to generate the representamens of the object; 2) using these representamens to generate a visual description of an image with an LLM where the representamens capture the implicit meaning of the broader concept; 3) using a text-to-image model to generate visual metonymy from the LLM-generated visual elaboration. The framework is shown in Figure 4.

Generating Representamens. To generate candidate representamens, we provide Llama 3.1-70B-Instruct (Grattafiori et al., 2024) with a few illustrative examples (Brown et al., 2020) and prompt it to produce a set of objects that share a strong cognitive connection to the given noun, ensuring the objects are concrete terms that can be depicted visually. We set a temperature and top-p of 0.9, and repetition penalty of 1.1.

Visual Description using Chain-of-Thought. We provide the generated representamens from the previous step to Llama 3.1-70B-Instruct and ask the model to produce a visual description of an image. However, a direct prompting strategy often led the model to explicitly mention the concept word, resulting in literal depictions.

To address this, we employed chain-of-thought (CoT) prompting (Wei et al., 2022), guiding the model through a reasoning process inspired by the semiotic triad. The CoT prompt includes both the

concept word and its associated representamens, and instructs the model to: a) construct a coherent and natural visual description that integrates only those representamens that are sufficient to evoke the concept, rather than forcing all of them into the scene; b) avoid explicitly naming the concept word in the description; and c) incorporate visual compositional elements such as tone, lighting, and color palette to reinforce the intended concept.

We included a fail-safe mechanism here that checks for the presence of the concept word in the output and re-generates the description if detected. Furthermore, CoT prompting allowed us to control the stylistic tone of the descriptions, ensuring that multiple stylistic interpretations of the same concept are captured, providing a richer and more varied dataset. For each concept word, we generated two distinct descriptions corresponding to different styles: **Naturalistic** (compositional and grounded in reality) and **Stylistic** (non-compositional and visually creative). We do this to evaluate how visual style impacts image understanding (Peng et al., 2017; Geirhos et al., 2019). We set a temperature and top-p of 0.9, and repetition penalty of 1.1.

Generating Visual Metonymic Images. Finally, we feed the visual descriptions generated by Llama into Stable Diffusion-3.5-Large (Rombach et al., 2022). We use 35 inference steps, with a guidance scale of 7.5, which strikes a balance between adherence to the prompt and creative variation.

3.2 Human Feedback Based Concept Filtering

To generate metonymic images, we start with collecting concepts from WordNet (Miller, 1994). Since textual metonymy typically operates through nouns, we restrict our focus to nouns as the concepts. Specifically, we use the 26 semantic com-




Figure 5: Examples of visual metonymy images generated by our pipeline.

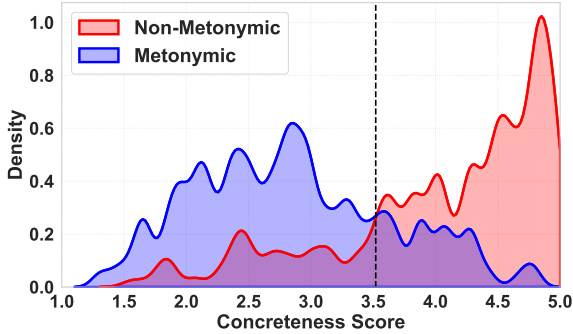


Figure 6: Density vs concreteness rating for the 1,000 annotated images.

mon noun classes called *supersense*, proposed by Ciaramita and Johnson (2003). We randomly select nouns from each of these supersense classes to generate metonymic images using our pipeline. We then sampled 1,000 images and recruited human annotators to identify if the image evokes the idea of the concept without explicitly showing it. Full annotation details are provided in Appendix N. The raw agreement between the annotators was measured to be 89.2%, calculated as the proportion of identical labels out of the total instances.

Based on the human feedback, we identified that it is not easy to represent certain concepts metonymically through visual cues. For example, concrete concepts such as *table* or *chair* are difficult to depict metonymically without directly illustrating the concept itself, limiting the potential for associative interpretation. Drawing from the annotation results, we introduce two criteria to filter out concepts that have a lower likelihood of producing successful metonymic images. These criteria are as follows:

Concreteness Score Based Filtering. To systematically identify concepts that are more likely to support visual metonymy, we leverage concreteness scores from Brysbaert et al. (2014), which provide concreteness ratings for approximately 19,056 nouns ranging from 1 (highly abstract) to 5 (highly concrete). Figure 6 illustrates the distribution of concreteness scores for metonymic and non-metonymic instances in the annotated samples. The x-axis denotes the concreteness score, while the y-axis reflects the estimated density, representing a smoothed histogram. At a concreteness value of approximately 3.5, the red curve (non-metonymic) overtakes the blue curve (metonymic), suggesting that concepts with higher concreteness are more likely to be interpreted as non-metonymic. Using this observation, we only use concepts with a concreteness score below 3.5.

WordNet Category Based Filtering. Based on the annotated samples, we retain only those WordNet supersense labels in which more than 60% of the images were annotated as metonymic. The categories that met this criterion include: *act*, *attribute*, *cognition*, *communication*, *event*, *feeling*, *group*, *location*, *motive*, *person*, *possession*, *process*, *state*, and *time*. More details are provided in Appendix E.

In summary, we only select the concepts that belong to these categories and have a concreteness rating less than 3.5.

3.3 Pipeline Evaluation

We apply two filtering criteria to the full set of 19,056 nouns from WordNet, resulting in a subset of 2,077 concept words. Our image generation pipeline is then applied to each of these con-

	Our Pipeline	General
Human Evaluation	84.3%	41.2%

Table 1: Percentage of metonymic images in a sample of 1,000 according to human evaluation, comparing images generated by our pipeline against a general prompting using only the concept word.

cepts, producing two images per concept and generating a total of 4,154 images. Figure 5 shows some visual metonymic images created by our pipeline in naturalistic and stylistic tone for the same concept. To evaluate the quality of the images generated by our pipeline, we conduct human annotation. We sample 1,000 images and ask the annotators to independently label each image as metonymic or non-metonymic based on previously established guidelines. We compare images generated by our pipeline with the images generated by only providing the concept word using general prompting to Stable Diffusion. Table 1 shows the evaluation results. The agreement between annotators was 92.4%. **84.3%** of the images generated by our pipeline were labeled as metonymic, compared to only **41.2%** of those produced with a simple prompt. This highlights the effectiveness of our pipeline in producing non-literal, conceptually grounded visual representations, while demonstrating the struggle of image generation models evoking a concept without a structured approach. More examples are provided in Appendix K.

4 ViMET: Our New Dataset

Visual metonymy understanding requires models to go beyond surface-level perception and engage in conceptual association through non-literal interpretation. To this end, we leverage our framework to evaluate cognitive reasoning capabilities of VLMs by annotating more images and selecting 1,000 concept words labeled by humans to produce metonymic images across both visual styles (naturalistic and stylistic), creating the **ViMET** dataset. The dataset is composed of 2,000 images across 1,000 concept words as gold labels, each image accompanied by a multiple-choice question. In each instance, the model is presented with an image and four candidate concepts, and must select the option that best aligns with the concept the image implicitly conveys.

Creating the Distractors. To construct plausible false options for the multiple-choice questions

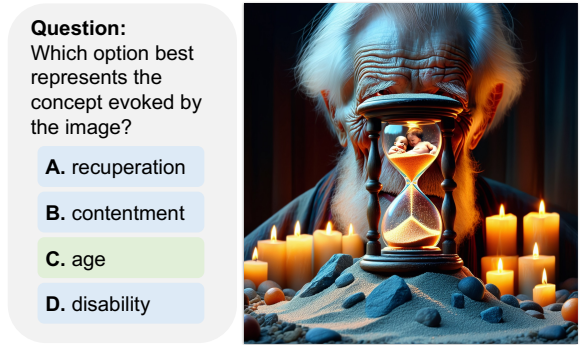


Figure 7: Example of a question from ViMET dataset.

(MCQ), we combine both visual and semantic similarity. We first compute the CLIP embedding (Radford et al., 2021) of the target concept’s image and retrieve the concept words whose corresponding images are most visually similar from the full set of generated images. This ensures the distractors pose a visual challenge. We then use the ‘/r/RelatedTo’ relation from ConceptNet (Speer et al., 2017) to get semantic distractors that are related to the concept.

However, this introduces potential ambiguity, as some candidate distractors may be synonyms or semantically too similar to the target concept. To effectively manage and precisely control this ambiguity, we implement three complementary filtering strategies: 1) removing synonyms using ConceptNet via the /r/Synonym relation; 2) semantic similarity filtering using BERT embeddings (Devlin et al., 2019) to exclude excessively similar terms based on cosine similarity; 3) 2-step relational distance filtering in the ConceptNet graph (Kenett et al., 2017), where distractors are selected if they are indirectly related to the target concept through an intermediate concept but not directly connected. These filtering mechanisms ensure that the distractors are both semantically and visually proximate to the target concept, increasing the overall difficulty while preserving a controlled level of ambiguity.

Figure 7 shows an example of a question from the ViMET dataset. The correct answer, *age*, is an abstract term and is evoked through symbolic elements such as the elderly man, hourglass, and child within the sand—together suggesting the passage of time. Distractors like *recuperation*, *contentment*, and *disability* may seem related but lack visual or conceptual grounding in the image. This highlights how our dataset challenges models to go beyond surface recognition and engage in cognitive association to identify metonymic meaning.

Model	Nat.	Styl.	Overall Acc.
Llama 3.2 11B	61.5	60.8	61.2
Llama 3.2 90B	61.5	63.9	62.7
Llama 4 Scout	62.8	63.5	63.2
InternVL3 8B	62.2	63.6	62.9
InternVL3 78B	65.4	66.4	65.9
Qwen2.5-VL 7B	64.8	62.6	63.7
Qwen2.5-VL 72B	66.4	64.4	65.4
Gemini 2.5 Flash	62.3	62.9	62.6
Gemini 2.5 Pro	66.2	64.2	65.2
Human Performance	85.6	88.1	86.9

Table 2: Accuracy of VLMs and humans on our ViMET dataset. **Nat.:** 1,000 images rendered in Naturalistic style. **Styl.:** 1,000 images rendered in Stylistic style. **Overall Acc.:** Accuracy on all 2,000 samples.

ViMET Dataset Results. Table 2 shows the performance of VLMs and humans on the ViMET dataset. We evaluate four VLM families: Llama (Grattafiori et al., 2024; Meta, 2025), InternVL3 (Zhu et al., 2025), Qwen2.5-VL (Yang et al., 2025b), and Gemini 2.5 (Kavukcuoglu, 2025). Naturalistic images are compositional and grounded in reality, whereas Stylistic ones are non-compositional and visually creative. InternVL3 78B achieves the highest accuracy on stylistic images, while Qwen2.5-VL 72B performs best on naturalistic images. The overall best model (InternVL3 78B) falls notably short of human performance by 21.0%. This disparity highlights not only the limitations of current VLMs in handling cognitive associations, but also underscores the inherent difficulty of our benchmark, which requires models to interpret subtle, non-literal visual cues to infer conceptual meaning.

5 Analysis & Discussion

Generalization of our Framework. To assess the generalizability of our visual metonymy image generation framework across different LLMs: Llama3, Qwen3 (Yang et al., 2025a), GPT-OSS (OpenAI et al., 2025), Gemini, and GPT-4o (OpenAI et al., 2024); and image generation models: Stable Diffusion, GPT-4o, Janus-7B-Pro (Chen et al., 2025), and Qwen-Image (Yang et al., 2025b), we sampled 100 concepts and generated images using various model combinations. Human annotators then judged whether the outputs were metonymic, following the same annotation guidelines described

LLM	SD	GPT 4o	Janus Pro 7B	Qwen Image
*Llama-3.1-70B	85	85	77	83
*Qwen3-30B	84	86	76	84
GPT-OSS-20B	81	81	75	80
Gemini 2.5 Flash	84	84	75	81
GPT-4o	87	82	77	87

Table 3: Number of images annotated as metonymic by human judges in a sample of 100 concepts. The representativeness and visual descriptions are generated by the LLMs (* denotes Instruct version of the model). The image is generated by the image generation models. For ViMET, we selected Llama-3.1-70B-Instruct and Stable Diffusion-3.5-large as the primary backbone model.

earlier. Table 3 shows the results. Stable Diffusion (SD), GPT-4o, and Qwen-Image achieve comparable performance. Janus-7B-Pro performs slightly worse, which we attribute to its limited 384x384 output resolution (Chen et al., 2025), making the details of the image less perceptible for annotators. Overall, these findings suggest a key takeaway—our framework generalizes across a range of text and image generation models, demonstrating its flexibility for future implementations.

Analyzing Conceptual Association. To provide further insight into the conceptual association capabilities of VLMs, we sampled 250 responses from the ViMET dataset and categorized them based on the type of metonymic association—cultural, contextual, and symbolic. Table 4 presents the percentage of correct responses for each category. A consistent trend emerges: symbolic associations yield the highest accuracy suggesting that they are often more visually distinct, followed by cultural, while contextual associations result in the lowest performance, indicating they are harder to infer. This pattern can be attributed to the nature of the associations. Symbolic associations typically involve a well-defined and culturally reinforced symbol that directly maps to a concept (e.g., *dove* representing *peace*, or *snake* symbolizing *betrayal*). Once the symbol is recognized, the meaning of the image becomes relatively easy to interpret. Cultural associations function similarly, relying on shared cultural knowledge to bridge the gap between the image and the concept. In contrast, contextual associations tend to be more ambiguous. The representativeness in these cases co-occur with the concept in real-world scenarios, but do not point to it uniquely. For instance, objects like a *pointer*, *projector*, and

	Cultural	Contextual	Symbolic
VLMs	66.6	54.5	76.3
Humans	88.3	75.2	92.1

Table 4: Percentage of correct responses of VLMs in the ViMET for different modes of concept association.

whiteboard might suggest *teaching*, but they could just as easily relate to *presentations* or *seminars*, making the intended concept more difficult to infer with certainty. Examples of each type of association are given in Appendix H-J.

Visual Metonymy vs. Metaphor. Prior linguistic studies (Lakoff and Johnson, 1980; Dirven and Pörings, 2002) argued that unlike metaphor, which maps meaning across different conceptual domains, metonymy operates within a single domain by invoking a concept through its association with another. This observation is also reflected in the visual modality, where the work of Gutiérrez et al. (2016) and Chakrabarty et al. (2023) grounds metaphor in cross-domain compositional structure. Corroborating observations made by previous linguistic studies, our work shows that visual metonymy relies on cognitive association within a single domain, making it less dependent on visual form and more on the viewer’s ability to connect what is seen to what is implied.

Prior studies (Gal, 2019; Chakrabarty et al., 2023) revealed that metaphor is best understood as visual material rather than a purely conceptual phenomenon. It emerges primarily through the compositionality of the image, e.g., visual form, or material arrangement that shape how meaning is perceived. Interestingly, our findings suggest that visual metonymy operates more as a conceptual phenomenon, where meaning arises through the viewer’s interpretation of the image. As illustrated in Figure 5, the naturalistic and stylistic images in our ViMET dataset often exhibit significantly different visual compositions for the same concept word, yet are united through their conceptual linkage in the viewer’s mind.

Evoking Concept Through Visual Tone. While the presence of appropriate representamens is central to evoking a concept metonymically, we find that for certain abstract concepts, tone and mood play a critical role. In our dataset, we observe that many images successfully evoke a concept not just through objects, but through carefully crafted




Figure 8: Examples of metonymic images with different visual tones to evoke the concept.

atmospheres—such as color palette, lighting, and mood—that resonate with the intended meaning. This is particularly important for abstract or emotional concepts, where literal objects alone may be insufficient. The strength of our image generation pipeline lies in part in the use of chain-of-thought prompting, which encourages the model to produce descriptions that naturally incorporate the appropriate emotional and conceptual tone, resulting in more nuanced and expressive visual outputs. Figure 8 shows some examples of such cases.

6 Related Work

Metonymy in NLP. Metonymy has long been recognized as a significant concept across multiple disciplines, including philosophy, linguistics, and psychology (Jakobson, 1956; Dirven and Pörings, 2002). Building on cognitive theories by Lakoff and Johnson (1980), metonymy is understood as a conceptual mapping where one entity (e.g., *dish*) stands for another related entity (e.g., *food*). Unlike metaphor, metonymy is often approached as a cognitive and pragmatic phenomenon, rather than purely linguistic terms (Radden and Kövecses, 1999; Jodłowiec and Piskorska, 2015). Papafragou (1996) argues that metonymy is a variety of interpretive use, specifically an instance of name introduction. In NLP, metonymy is often studied for named entities, and has been framed as a classification problem known as metonymy

resolution (Markert and Nissim, 2002). Datasets across locations and organizations such as the SemEval 2007 Shared Task 8 (Markert and Nissim, 2007), RelocaR (Gritta et al., 2017), WIMCOR (Alex Mathews and Strube, 2020), and ConMeC (Ghosh and Jiang, 2025) have provided valuable resources for developing NLP systems to identify textual metonymy. More recently, Ghosh and Jiang (2025) introduced a metonymy dataset that focuses on common nouns. Despite this progress, existing computational work largely focuses on language, with visual metonymy unexplored.

Visual Reasoning. Our work connects to the broader area of visual reasoning, where the field has developed numerous benchmarks to evaluate multimodal understanding (Antol et al., 2015; Zellers et al., 2019; Hudson and Manning, 2019; Marino et al., 2019). More recently, benchmarks such as MVP-Bench (Li et al., 2024a), MMDocBench (Zhu et al., 2024) and CulturalVQA (Nayak et al., 2024) aim to evaluate the deeper understanding capabilities of VLMs across diverse domains and settings. A consistent finding is that VLMs struggle more with abstract concepts than with concrete ones in visual tasks (Tater et al., 2025; Talon et al., 2025). Several works have explored how multimodal models see abstract concepts in images (Günther et al., 2022; Pezzelle et al., 2021), as well as how abstract and concrete concepts differ in their visual realizations (Khaliq et al., 2024; Tater et al., 2024). This difficulty with abstract concepts extends to image generation as well, with popular text-to-image generators struggling to visualize abstract terms, motivating studies to develop frameworks to improve abstract concept visualization (Fan et al., 2024; Liao et al., 2024).

Visual Representation of Figurative Expressions. Figurative language such as metaphors, metonymy, and idioms poses a special challenge for multimodal NLP, since understanding non-literal expressions alongside images demands commonsense and cultural knowledge (Yosef et al., 2023), as well as the ability to map between abstract and concrete domains (Hill and Korhonen, 2014). Metaphors or idioms in captions often rely on unconventional, implied meanings that go beyond the literal visual cues, making them harder for models to grasp (Akula et al., 2023). To address this, researchers have established dedicated benchmarks, such as the IRFL dataset that pairs idioms, metaphors and similes (Yosef

et al., 2023), the SemEval-2025 AdMIRE shared task (Pickard et al., 2025) that introduced multilingual multimodal idiomaticity benchmarks. MultiMET (Zhang et al., 2021) curates text-image pairs with annotations for metaphor presence and ACD (Rajakumar Kalarani et al., 2024) introduces a metaphor captioning dataset. Other metaphor datasets include V-Flute (Saakyan et al., 2025), MetaCLUE (Akula et al., 2023), MET-Meme (Xu et al., 2022), and Hummus (Tong et al., 2025) for humorous metaphor understanding in advertising images, internet memes and humor. Kundu et al. (2025) showed that VLMs significantly lag behind humans in understanding visual metaphors. Studies have also explored generating visual metaphors, using LLM prompting with human feedback to produce highly-compositional outputs (Chakrabarty et al., 2023) and multi-faceted reward signals for iterative or RL-based refinement (Koushik et al., 2025). A closely aligned semiotics-based approach to ours is presented by Kruk et al. (2023), who propose a dataset for studying how visual elements and design choices systematically evoke particular emotions, thoughts, and beliefs. While prior studies have explored visual metonymy through a theoretical lens (Forceville, 2006; Feng, 2017), these works remain limited to qualitative analysis without benchmarks or computational application. To our knowledge, we are the first to introduce a visual metonymy dataset, and explore this phenomenon in the field of NLP.

7 Conclusion

In this work, we explored the concept of visual metonymy in the computational domain. We presented a novel image generation pipeline grounded in semiotic theory that enhances visual metonymic imagery—addressing the limitations of existing vision systems in representing abstract concepts. We introduced ViMET, a benchmark dataset to evaluate models’ ability to perform cognitive association and non-literal interpretation. Our results revealed that current vision-language models struggle to identify the underlying concept of an image, with performance approximately 20% below human capability. We hope this work sheds light on the importance of visual metonymy, and our ViMET dataset will contribute to the cognitive visual reasoning in VLMs.

Limitations

While our image generation pipeline—grounded in the semiotic triad—substantially improves the quality of metonymic image representation, we do not independently evaluate the effectiveness of each intermediate step in the pipeline. In particular, assessing the quality of the generated representamens and the fidelity of the visual descriptions constructed by the LLM based on those representamens is non-trivial and would require targeted human evaluation. Although informal inspection suggests these intermediate outputs are meaningful and coherent, we lack a systematic, scientific assessment of their individual contributions to the overall metonymic quality. Future work could introduce step-wise human evaluation of each intermediate step.

In our framework, we use LLMs to generate representamens that enable the viewer to infer the concept through association. Since these associations are derived from the LLM’s learned knowledge, they are inherently constrained by the model’s training data. As a result, if a culturally or contextually significant association is not captured within the LLM’s knowledge base, it may be omitted—leading to gaps in the representational coverage for certain concepts.

Visual metonymy is inherently open to interpretation. An image can evoke multiple plausible concepts depending on a viewer’s knowledge, cultural context, and attention to different visual cues. Unlike many object-centric vision tasks with a single unambiguous label, metonymic meaning is often conveyed indirectly through associations, making strict “one correct answer” evaluation challenging. Although we mitigate this issue through careful prompt design, metadata, and human validation, some degree of ambiguity remains unavoidable.

Ethical Considerations

Our work involves the use of large-scale text-to-image generation models, which may raise concerns regarding intellectual property and copyright. We clarify that all outputs were used strictly in the context of academic research and are not intended for commercial use. We do not claim authorship or originality of individual image outputs.

A key ethical concern in generating metonymic imagery is the risk of reinforcing or amplifying stereotypical associations. For example, generative models often depict cultural or national concepts (e.g., Japan, Brazil) through reductive or stereo-

typical imagery. We explicitly acknowledge these limitations and caution that metonymic image generation is inherently prone to such representational tendency. We also emphasize that the task of visual metonymy generation or identification itself highlights an area of ethical concern: the tendency of humans or models to reproduce cultural stereotypes and biased representations. We therefore include this discussion not only as a limitation of our study but also as a call for future research to develop frameworks that systematically detect, quantify, and mitigate representational harms in multimodal generation systems.

Lastly, visual metonymy generation can also result in violent, graphic, or otherwise uncomfortable imagery depending on the concept provided to the model. We carefully curated our dataset by manually removing such outputs, ensuring that both the ViMET dataset and the publicly available image repository are clean and safe for use by the NLP community. Further details of this filtering process are provided in Appendix C.

Acknowledgments

We thank the CincyNLP group for their helpful comments and the anonymous EACL reviewers for their valuable feedback and suggestions.

References

- Arjun Akula, Brendan Driscoll, Pradyumna Narayana, Soravit Changpinyo, Zhiwei Jia, Suyash Damle, Garima Pruthi, Sugato Basu, Leonidas Guibas, William Freeman, and 1 others. 2023. [Metaclue: Towards comprehensive visual metaphors research](#). In *2023 IEEE/CVF Conference on Computer Vision and Pattern Recognition (CVPR 2023)*.
- Kevin Alex Mathews and Michael Strube. 2020. [A large harvested corpus of location metonymy](#). In *Proceedings of the Twelfth Language Resources and Evaluation Conference (LREC 2020)*.
- Stanislaw Antol, Aishwarya Agrawal, Jiasen Lu, Margaret Mitchell, Dhruv Batra, C. Lawrence Zitnick, and Devi Parikh. 2015. [VQA: Visual Question Answering](#). In *International Conference on Computer Vision (ICCV 2015)*.
- Tom Brown, Benjamin Mann, Nick Ryder, Melanie Subbiah, Jared D Kaplan, and 1 others. 2020. [Language models are few-shot learners](#). In *Advances in Neural Information Processing Systems (NeurIPS 2020)*.
- Marc Brysbaert, Amy Beth Warriner, and Victor Kuperman. 2014. [Concreteness ratings for 40 thousand generally known english word lemmas](#). *Behavior Research Methods*, 46(3):904–911.

- Tuhin Chakrabarty, Arkadiy Saakyan, Olivia Winn, Artemis Panagopoulou, Yue Yang, Marianna Apidianaki, and Smaranda Muresan. 2023. [I spy a metaphor: Large language models and diffusion models co-create visual metaphors](#). In *Findings of the Association for Computational Linguistics (ACL 2023)*.
- Xiaokang Chen, Zhiyu Wu, Xingchao Liu, Zizheng Pan, Wen Liu, Zhenda Xie, Xingkai Yu, and Chong Ruan. 2025. [Janus-pro: Unified multimodal understanding and generation with data and model scaling](#). *Preprint*, arXiv:2501.17811.
- Massimiliano Ciaramita and Mark Johnson. 2003. [Supersense tagging of unknown nouns in WordNet](#). In *Proceedings of the 2003 Conference on Empirical Methods in Natural Language Processing (EMNLP 2003)*.
- Jacob Devlin, Ming-Wei Chang, Kenton Lee, and Kristina Toutanova. 2019. [BERT: Pre-training of deep bidirectional transformers for language understanding](#). In *Proceedings of the 2019 Conference of the North American Chapter of the Association for Computational Linguistics: Human Language Technologies (NAACL 2019)*.
- René Dirven and Ralf Pörings. 2002. *Metaphor and Metonymy in Comparison and Contrast*. Mouton de Gruyter.
- Zezhong Fan, Xiaohan Li, Kaushiki Nag, Chenhao Fang, Topojoy Biswas, Jianpeng Xu, and Kannan Achan. 2024. [Prompt optimizer of text-to-image diffusion models for abstract concept understanding](#). In *Companion Proceedings of the ACM Web Conference 2024, WWW '24*, page 1530–1537, New York, NY, USA. Association for Computing Machinery.
- William Dezheng Feng. 2017. [Metonymy and visual representation: Towards a social semiotic framework of visual metonymy](#). *Visual Communication*, 16(4):441–466.
- Charles Forceville. 2006. *Non-verbal and multimodal metaphor in a cognitivist framework: Agendas for research*, pages 379–402. De Gruyter Mouton, Berlin, New York.
- Charles Forceville. 2020. *Visual and Multimodal Communication: Applying the Relevance Principle*. Oxford University Press.
- Michalle Gal. 2019. Visual metaphors and cognition: Revisiting the non-conceptual. In Kristof Nyiri and Andras Benedek, editors, *Perspective on Visual Learning, Vol. 1. The Victory of the Pictorial Age*, pages 79–90.
- Robert Geirhos, Patricia Rubisch, Claudio Michaelis, Matthias Bethge, Felix A. Wichmann, and Wieland Brendel. 2019. [Imagenet-trained CNNs are biased towards texture; increasing shape bias improves accuracy and robustness](#). In *International Conference on Learning Representations (ICLR 2019)*.
- Saptarshi Ghosh and Tianyu Jiang. 2025. [Connec: A dataset for metonymy resolution with common nouns](#). In *2025 Annual Conference of the Nations of the Americas Chapter of the Association for Computational Linguistics (NAACL 2025)*.
- Aaron Grattafiori, Abhimanyu Dubey, Abhinav Jauhri, Abhinav Pandey, Abhishek Kadian, Ahmad Al-Dahle, Aiesha Letman, Akhil Mathur, Alan Schelten, Alex Vaughan, and 1 others. 2024. [The llama 3 herd of models](#). *Preprint*, arXiv:2407.21783.
- Milan Gritta, Mohammad Taher Pilehvar, Nut Lim-sopatham, and Nigel Collier. 2017. [Vancouver welcomes you! minimalist location metonymy resolution](#). In *Proceedings of the 55th Annual Meeting of the Association for Computational Linguistics (ACL 2017)*.
- Fritz Günther, Marco Alessandro Petilli, Alessandra Vergallito, and Marco Marelli. 2022. [Images of the unseen: Extrapolating visual representations for abstract and concrete words in a data-driven computational model](#). *Psychological Research*, 86(8):2512–2532.
- E. Dario Gutiérrez, Ekaterina Shutova, Tyler Marghetis, and Benjamin Bergen. 2016. [Literal and metaphorical senses in compositional distributional semantic models](#). In *Proceedings of the 54th Annual Meeting of the Association for Computational Linguistics (ACL 2016)*.
- Felix Hill and Anna Korhonen. 2014. [Learning abstract concept embeddings from multi-modal data: Since you probably can't see what I mean](#). In *Proceedings of the 2014 Conference on Empirical Methods in Natural Language Processing (EMNLP 2014)*.
- Drew A Hudson and Christopher D Manning. 2019. [Gqa: A new dataset for real-world visual reasoning and compositional question answering](#). In *Proceedings of the IEEE/CVF conference on computer vision and pattern recognition (CVPR 2019)*.
- Roman Jakobson. 1956. Two aspects of language and two types of aphasic disturbances. In *Fundamentals of Language*. The Hague: Mouton.
- Maria Jodłowiec and Agnieszka Piskorska. 2015. [Metonymy revisited: Towards a new relevance-theoretic account](#). *Intercultural Pragmatics*, 12(2):161–187.
- Koray Kavukcuoglu. 2025. Gemini 2.5: Our most intelligent ai model. <https://blog.google/technology/google-deepmind/gemini-model-thinking-updates-march-2025/>. Accessed: 2025-05-14.
- Yoed Kenett, Effi Levi, David Anaki, and Miriam Faust. 2017. [The semantic distance task: Quantifying semantic distance with semantic network path length](#). *Journal of Experimental Psychology Learning Memory and Cognition*, 43:1470–1489.

- Mohammed Khaliq, Diego Frassinelli, and Sabine Schulte Im Walde. 2024. [Comparison of image generation models for abstract and concrete event descriptions](#). In *Proceedings of the 4th Workshop on Figurative Language Processing (FigLang 2024)*.
- Girish A. Koushik, Fatemeh Nazarieh, Katherine Birch, Shenbin Qian, and Diptesh Kanojia. 2025. [The mind’s eye: A multi-faceted reward framework for guiding visual metaphor generation](#). *Preprint*, arXiv:2508.18569.
- Gunther Kress and Theo Van Leeuwen. 2020. *Reading images: The grammar of visual design (3rd ed.)*. Routledge.
- Julia Kruk, Caleb Ziems, and Diyi Yang. 2023. [Impressions: Visual semiotics and aesthetic impact understanding](#). In *Proceedings of the 2023 Conference on Empirical Methods in Natural Language Processing (EMNLP 2023)*.
- Manishit Kundu, Sumit Shekhar, and Pushpak Bhattacharyya. 2025. [Looking beyond the pixels: Evaluating visual metaphor understanding in VLMs](#). In *Findings of the Association for Computational Linguistics: EMNLP 2025*.
- Zoltán Kövecses. 2015. [Metaphor and culture](#). In *Where Metaphors Come From: Reconsidering Context in Metaphor*. Oxford University Press.
- George Lakoff and Mark Johnson. 1980. *Metaphors We Live By*. University of Chicago Press, Chicago.
- Guanzhen Li, Yuxi Xie, and Min-Yen Kan. 2024a. [Mvp-bench: Can large vision–language models conduct multi-level visual perception like humans?](#) In *Findings of the 2024 Conference on Empirical Methods in Natural Language Processing (EMNLP 2024)*.
- Jian Li, Weiheng Lu, Hao Fei, Meng Luo, Ming Dai, Min Xia, Yizhang Jin, Zhenye Gan, Ding Qi, Chaoyou Fu, Ying Tai, Wankou Yang, Yabiao Wang, and Chengjie Wang. 2024b. [A survey on benchmarks of multimodal large language models](#). *Preprint*, arXiv:2408.08632.
- Jiayi Liao, Xu Chen, Qiang Fu, Lun Du, Xiangnan He, Xiang Wang, Shi Han, and Dongmei Zhang. 2024. [Text-to-image generation for abstract concepts](#). In *Proceedings of the Thirty-Eighth AAAI Conference on Artificial Intelligence and Thirty-Sixth Conference on Innovative Applications of Artificial Intelligence and Fourteenth Symposium on Educational Advances in Artificial Intelligence (AAAI 2024)*.
- Kenneth Marino, Mohammad Rastegari, Ali Farhadi, and Roozbeh Mottaghi. 2019. [Ok-vqa: A visual question answering benchmark requiring external knowledge](#). In *Proceedings of the IEEE/cvf conference on computer vision and pattern recognition (CVPR 2019)*.
- Katja Markert and Malvina Nissim. 2002. [Metonymy resolution as a classification task](#). In *Proceedings of the 2002 Conference on Empirical Methods in Natural Language Processing (EMNLP 2002)*.
- Katja Markert and Malvina Nissim. 2007. [SemEval-2007 task 08: Metonymy resolution at SemEval-2007](#). In *Proceedings of the Fourth International Workshop on Semantic Evaluations (SemEval 2007)*.
- Meta. 2025. The llama 4 herd: The beginning of a new era of natively multimodal ai innovation. <https://ai.meta.com/blog/llama-4-multimodal-intelligence/>.
- George A. Miller. 1994. [WordNet: A lexical database for English](#). In *Human Language Technology: Proceedings of a Workshop held at Plainsboro, New Jersey, March 8-11, 1994*.
- Shravan Nayak, Kanishk Jain, Rabiul Awal, Siva Reddy, Sjoerd Van Steenkiste, Lisa Anne Hendricks, Karolina Stanczak, and Aishwarya Agrawal. 2024. [Benchmarking vision language models for cultural understanding](#). In *Proceedings of the 2024 Conference on Empirical Methods in Natural Language Processing (EMNLP 2024)*.
- OpenAI, :, Sandhini Agarwal, Lama Ahmad, Jason Ai, Sam Altman, Andy Applebaum, Edwin Arbus, Rahul K. Arora, Yu Bai, Bowen Baker, Haiming Bao, Boaz Barak, Ally Bennett, Tyler Bertao, and others. 2025. [gpt-oss-120b gpt-oss-20b model card](#). *Preprint*, arXiv:2508.10925.
- OpenAI, Josh Achiam, Steven Adler, Sandhini Agarwal, Lama Ahmad, Ilge Akkaya, Florencia Leoni Aleman, Diogo Almeida, Janko Altschmidt, Sam Altman, Shyamal Anadkat, Red Avila, Igor Babuschkin, and 1 others. 2024. [Gpt-4 technical report](#). *Preprint*, arXiv:2303.08774.
- Anna Papafragou. 1996. On metonymy. *Lingua*, 99(4):169–195.
- Charles Sanders Peirce. 1931–1958. *Collected Papers of Charles Sanders Peirce*, volume 1–8. Harvard University Press.
- Xingchao Peng, Ben Usman, Neela Kaushik, Judy Hoffman, Dequan Wang, and Kate Saenko. 2017. [Visda: The visual domain adaptation challenge](#). *Preprint*, arXiv:1710.06924.
- Sandro Pezzelle, Ece Takmaz, and Raquel Fernández. 2021. [Word representation learning in multimodal pre-trained transformers: An intrinsic evaluation](#). *Transactions of the Association for Computational Linguistics*, 9:1563–1579.
- Thomas Pickard, Aline Villavicencio, Maggie Mi, Wei He, Dylan Phelps, and Marco Idiart. 2025. [SemEval-2025 task 1: AdMIRe - advancing multimodal idiomaticity representation](#). In *Proceedings of the 19th International Workshop on Semantic Evaluation (SemEval-2025)*.

- Günter Radden and Zoltán Kövecses. 1999. [Towards a theory of metonymy](#). *Metonymy in Language and Thought*, pages 17–59.
- Alec Radford, Jong Wook Kim, Chris Hallacy, Aditya Ramesh, Gabriel Goh, and 1 others. 2021. [Learning transferable visual models from natural language supervision](#). In *Proceedings of the 38th International Conference on Machine Learning (ICML 2021)*.
- Abisek Rajakumar Kalarani, Pushpak Bhattacharyya, and Sumit Shekhar. 2024. [Unveiling the invisible: Captioning videos with metaphors](#). In *Findings of the Association for Computational Linguistics: EMNLP 2024*.
- Robin Rombach, Andreas Blattmann, Dominik Lorenz, Patrick Esser, and Björn Ommer. 2022. [High-resolution image synthesis with latent diffusion models](#). In *Proceedings of the IEEE/CVF Conference on Computer Vision and Pattern Recognition (CVPR 2022)*.
- Arkadiy Saakyan, Shreyas Kulkarni, Tuhin Chakrabarty, and Smaranda Muresan. 2025. [Understanding figurative meaning through explainable visual entailment](#). In *Proceedings of the 2025 Conference of the Nations of the Americas Chapter of the Association for Computational Linguistics: Human Language Technologies (NAACL 2025)*.
- Robyn Speer, Joshua Chin, and Catherine Havasi. 2017. [Conceptnet 5.5: an open multilingual graph of general knowledge](#). In *Proceedings of the Thirty-First AAAI Conference on Artificial Intelligence (AAAI 2017)*.
- Davide Talon, Federico Girella, Ziyue Liu, Marco Cristani, and Yiming Wang. 2025. [Seeing the abstract: Translating the abstract language for vision language models](#). *Preprint*, arXiv:2505.03242.
- Tarun Tater, Diego Frassinelli, and Sabine Schulte im Walde. 2025. [AbsVis – benchmarking how humans and vision-language models “see” abstract concepts in images](#). In *Proceedings of the 2025 Conference on Empirical Methods in Natural Language Processing (EMNLP 2025)*.
- Tarun Tater, Sabine Schulte Im Walde, and Diego Frassinelli. 2024. [Unveiling the mystery of visual attributes of concrete and abstract concepts: Variability, nearest neighbors, and challenging categories](#). In *Proceedings of the 2024 Conference on Empirical Methods in Natural Language Processing (EMNLP 2024)*.
- Xiaoyu Tong, Zhi Zhang, Martha Lewis, and Ekaterina Shutova. 2025. [Hummus: A dataset of humorous multimodal metaphor use](#). *Preprint*, arXiv:2504.02983.
- Bernard Vauquois. 1968. A survey of formal grammars and algorithms for recognition and transformation in machine translation. In *IFIP Congress-68*, 254–260.
- Jason Wei, Xuezhi Wang, Dale Schuurmans, Maarten Bosma, Brian Ichter, Fei Xia, Ed H. Chi, Quoc V. Le, and Denny Zhou. 2022. [Chain-of-thought prompting elicits reasoning in large language models](#). In *Proceedings of the 36th International Conference on Neural Information Processing Systems (NeurIPS 2022)*.
- Bo Xu, Tingting Li, Junzhe Zheng, Mehdi Naseriparsa, Zhehuan Zhao, Hongfei Lin, and Feng Xia. 2022. [Met-meme: A multimodal meme dataset rich in metaphors](#). In *Proceedings of the 45th International ACM SIGIR Conference on Research and Development in Information Retrieval (SIGIR 2022)*.
- An Yang, Anfeng Li, Baosong Yang, Beichen Zhang, Binyuan Hui, Bo Zheng, Bowen Yu, Chang Gao, Chengen Huang, Chenxu Lv, and others. 2025a. [Qwen3 technical report](#). *Preprint*, arXiv:2505.09388.
- An Yang, Baosong Yang, Beichen Zhang, Binyuan Hui, Bo Zheng, Bowen Yu, Chengyuan Li, Dayiheng Liu, Fei Huang, Haoran Wei, and 1 others. 2025b. [Qwen2.5 technical report](#). *Preprint*, arXiv:2412.15115.
- Ron Yosef, Yonatan Bitton, and Dafna Shahaf. 2023. [IRFL: Image recognition of figurative language](#). In *Findings of the Association for Computational Linguistics: EMNLP 2023*.
- J.D. Zamfirescu-Pereira, Richmond Y. Wong, Bjoern Hartmann, and Qian Yang. 2023. [Why johnny can’t prompt: How non-ai experts try \(and fail\) to design llm prompts](#). In *Proceedings of the 2023 CHI Conference on Human Factors in Computing Systems (CHI 2023)*.
- Rowan Zellers, Yonatan Bisk, Ali Farhadi, and Yejin Choi. 2019. [From recognition to cognition: Visual commonsense reasoning](#). In *Proceedings of the IEEE/CVF conference on computer vision and pattern recognition (CVPR 2019)*.
- Dongyu Zhang, Minghao Zhang, Heting Zhang, Liang Yang, and Hongfei Lin. 2021. [MultiMET: A multimodal dataset for metaphor understanding](#). In *Proceedings of the 59th Annual Meeting of the Association for Computational Linguistics and the 11th International Joint Conference on Natural Language Processing (ACL-IJCNLP 2021)*.
- Fengbin Zhu, Ziyang Liu, Xiang Yao Ng, Haohui Wu, Wenjie Wang, Fuli Feng, Chao Wang, Huanbo Luan, and Tat Seng Chua. 2024. [Mmdocbench: Benchmarking large vision-language models for fine-grained visual document understanding](#). *Preprint*, arXiv:2410.21311.
- Jinguo Zhu, Weiyun Wang, Zhe Chen, Zhaoyang Liu, Shenglong Ye, Lixin Gu, Hao Tian, Yuchen Duan, Weijie Su, Jie Shao, and 1 others. 2025. [InternV3: Exploring advanced training and test-time recipes for open-source multimodal models](#). *Preprint*, arXiv:2504.10479.

A Analyzing Representamens

We use 4 different LLMs to generate representamens and visual descriptions in Section 5 to showcase the generalizable nature of our framework. Our goal in this section is to study how similar the generated representamens for a concept are across different LLMs. We encode the representamens using BERT embeddings and apply a greedy matching method to compute the average similarity of all representamens generated for a single concept across models. Figure 9 shows the results. We observe that the similarity is consistently high across all LLMs, indicating that different models converge on highly overlapping sets of representamens for the same concept. This suggests that our framework is robust to the choice of underlying LLM and that the semantic space of generated representamens remains stable across model variations.

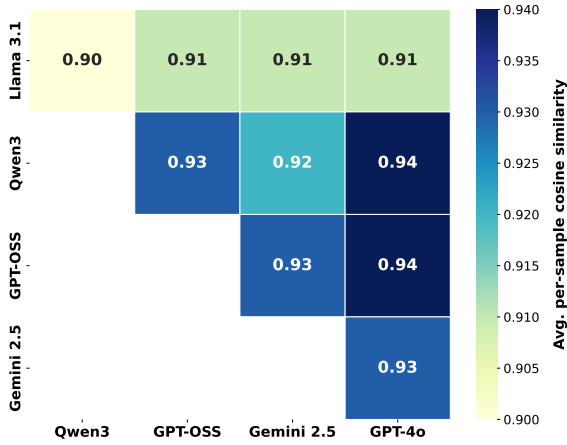


Figure 9: Average cosine similarities of representamens generated by all models for one sample.

B Error Analysis

B.1 Image Generation

Figure 10 shows some examples of images that were annotated as non-metonymic by human judges. Two primary reasons were identified as the cause as to why the generated images were non-metonymic. Firstly, the concept word was explicitly shown in the image either visually or by text, rendering it non-metonymic. The images *Bold* and *Ego* from figure 10 are two such examples where the concept is shown by text. To identify this was caused by the image generation model or the LLM, we looked into the generated representamens and visual descriptions by the LLMs. According to our observation, these errors were




Figure 10: Examples of images generated that were labeled as non-metonymic by human judges.

primarily caused by the LLM failing to follow the prompt instructions—generating the concept word in the visual description. For example, for the concept *January*, the LLM produced the phrase “...a calendar showing the first month of the year...,” which resulted in an image that visibly depicted the word itself. Another interesting scenario is when the LLM follows instruction by not explicitly stating the concept, but mentions the concept indirectly. For example, the visual description for the concept *Doctor* stated “...a man standing with a stethoscope around his neck...”, and the resulting image from this description explicitly showed a doctor rather than evoking the concept. Such cases show the difficulty to fully suppress the concept word in the visual description. Another common reason why the images were labeled as non-metonymic was because the human judges felt like the image does not evoke the concept of the target word. The images *Defect* and *Detachment* from figure 10 are two such examples. Such concepts were primarily identified to lack common cultural and contextual representamens.

B.2 ViMET Dataset Error Cases

Figure 11 shows some of the errors made by the VLMs in the ViMET dataset.

C Toxicity, Bias and Violence

While generating images from the concept words sourced from Brysbaert et al. (2014), we encoun-

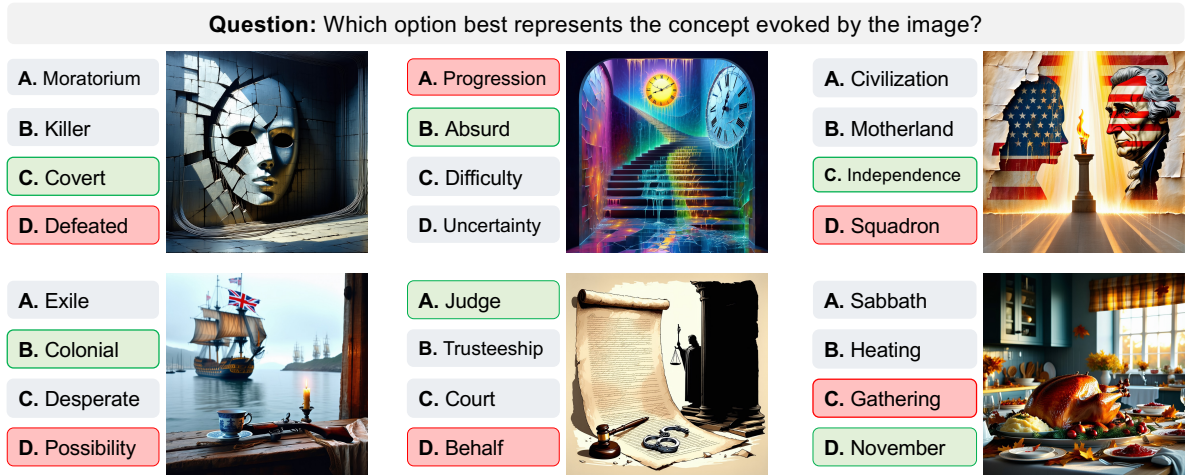


Figure 11: Examples of incorrect responses by VLMs in the ViMET dataset. The green box indicates the correct response, and the red box is the incorrect response given by the VLM.

tered several instances of violent or toxic imagery. This was expected in cases where the concept word itself was inherently graphic, violent or harmful. However, we also observed unexpected occurrences where seemingly neutral words resulted in violent depictions—often due to the representamen objects associated with those concepts having implicit violent associations. We also observed bias in some generated images, particularly with Stable Diffusion, which occasionally associated public figures with negative or stereotypical representations. We observed these biases were not present in the visual prompts generated by Llama, indicating that the issue arose during the image generation stage rather than the textual input. To ensure the integrity and ethical safety of our ViMET benchmark, we manually reviewed and removed all instances containing graphic violence, toxicity, or harmful social biases during final round of annotation. The annotators were instructed to flag potentially graphic or problematic imagery. Out of the 2,077 concept words filtered in Section 3.3, 14 concepts were removed due to violent/graphic imagery and 10 were removed due to negative cultural or public figure association.

D Dependence on Representamens

Our core pipeline depends on an object having certain cognitive associations through which metonymy can be represented. Certain concepts naturally lend themselves to metonymic representation through rich cultural or contextual associations, while others do not. For instance, an animal such as a *dog* can be represented metonymically through

objects like *whiskers on a sofa*, *paw marks on a carpet*, *scratch marks*, *leashes*, and *pet toys*, all deeply embedded in everyday cultural contexts of domestic life. In contrast, animals like an *ox* or a *donkey* are much harder to evoke through visual representamens, as they hold limited presence in contemporary daily life and thus lack strong, easily recognizable associative imagery. In such cases, the generated representamens are generic and not well connected to the concept, and Llama provides a description of the concept in the visual prompt as it struggles to generate a prompt that conveys the metonymic nature of the image by naturally integrating the representamens. This results in the image having literal depiction of the concept, rendering it non-metonymic. In other cases where the concept is not explicitly depicted, annotators find a hard time connecting the concept to the image, due to the generic nature of the representamens.

E WordNet Categories

Table 5 shows the percentage of metonymic images produced by each WordNet supersense category according to human evaluation. The categories marked in red were discarded before sampling concepts for the ViMET dataset. The primary reasons these words were deemed to produce non-metonymic imagery were: a) Highly concrete terms: The words in these categories were primarily concrete words, with most of them having average concreteness scores above 4.0, making it difficult to represent the concept without visually depicting it. b) Lack of representamens: Most of the words in these categories lack recognizable associ-

Category	Met. %	Category	Met. %
act	79.5	object	30.4
animal	13.4	person	70.6
artifact	26.6	phenomenon	33.3
attribute	64.4	plant	14.2
body	0.0	possession	65.6
cognition	72.3	process	90.9
communication	63.7	quantity	14.3
event	72.4	relation	34.6
feeling	62.8	shape	18.4
food	9.4	state	82.3
group	60.2	substance	33.3
location	64.5	time	75.0
motive	75.0		

Table 5: Table showing percentage of metonymic examples after human annotation from each category.

ations due to the rarity of these terms. While well known animals, foods, or plants could be depicted using representamens (e.g., *pizza* was depicted using Italian architecture, oven, seasonings, all without explicitly showing the food item), most words lacked such well-known associations, resulting in the annotators failing to connect the concept word to the image.

E.1 Predicting the Concept Word

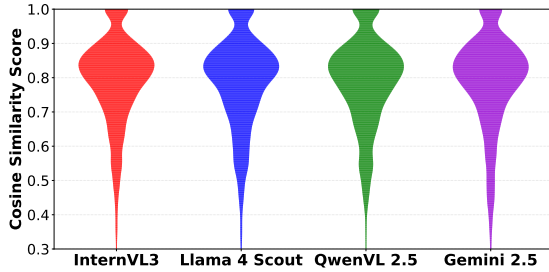


Figure 12: Density distribution of the cosine similarity scores between the concept word and the word predicted by the VLMs.

To further investigate the ability of VLMs to infer the intended concept from a metonymic image, we prompt each model with the image and ask it to generate the concept word it evokes. We then compute the cosine similarity between the BERT embedding of the generated word and that of the ground-truth concept word. This similarity score serves as a proxy for how closely the model’s output aligns with the intended metonymic meaning conveyed by the image. Figure 12 presents the density distribution of cosine similarity scores across all evaluated models. We observe a consistent pattern: most scores fall within the 0.75

to 0.9 range. This high similarity suggests a key takeaway—VLMs can infer semantically similar terms, but it does not mean they have true human-level understanding, their performance is well below human on our ViMET dataset. It also reflects that our generated images are semantically close to the concept.

F CLIP Score of Metonymic Images

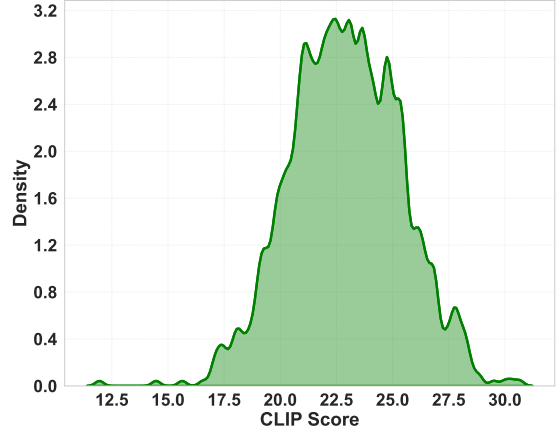


Figure 13: CLIP similarity score for the ViMET dataset.

To quantify the semantic alignment between the generated metonymic images and their corresponding concept words, we compute the CLIP similarity score [Radford et al. \(2021\)](#) between each image and its associated concept word. Figure 13 presents a density plot of the normalized similarity scores across the ViMET dataset. The distribution reveals that most images achieve moderate CLIP similarity, with scores ranging between 20.0 and 25.0 and peaking around 22.5. This trend suggests that while the images are not literal representations (which typically produce higher CLIP scores), they still maintain a meaningful conceptual link to the target word—consistent with the nature of metonymic association. The absence of extremely low scores indicates that the images are not semantically unrelated, while the lack of high similarity scores near 30.0 confirms that they do not depict the concept directly. These findings further validate the metonymic quality of our dataset from a vision-language embedding perspective.

G Naturalistic vs Stylistic Images

To test how visual metonymy operates—whether it depends more on the content side of the image or on the cognitive interpretation by the viewer—we

generated two variants of each concept: a naturalistic version and a stylistic version. To quantify the relationship between the naturalistic and stylistic variants of our generated images, we employed CLIP to compute image–image similarity. Specifically, for each concept, we paired the corresponding images from the naturalistic and stylistic sets and extracted image embeddings using the CLIP ViT-B/32 encoder. We normalized these embeddings and computed cosine similarity scores for each pair, providing a measure of how closely the stylistic images preserved the semantic content of their naturalistic counterparts.

Averaging across all matched pairs yielded an overall similarity score of **0.70**, indicating that significant compositional differences exist. However, while the two image sets are not identical and contain notable differences, both were able to successfully evoke the intended concept. As discussed in Section 5, this finding underscores that visual metonymy operates less as a surface-level resemblance and more as a conceptual phenomenon, where meaning arises through the viewer’s interpretation of the image.

H Examples of Cultural Association

Figure 14 shows examples where the concept is evoked from the image through cultural association.

These associations draw on a variety of cultural domains: i) Societal culture, such as social media icons representing the concept *following*; ii) National or country-specific culture, like turkey for *November* (in the context of Thanksgiving), or sushi, cherry blossoms, and kimonos evoking *Japan*; iii) Pop culture, such as gunslingers and desert landscapes for *West*, the Joker for *Madness*, or black cats and haunted objects for *Thirteen* (linked to Friday the 13th).

In some cases, multiple cultural domains converge—for example, Yoda from Star Wars (pop culture) combined with a Wise Owl (societal culture) jointly evoke the concept *Wise*.

I Examples of Contextual Association

Figure 15 shows examples where the concept is evoked from the image through contextual association.

As discussed in Section 5, these cases are harder to infer given the open nature of contextual association. The image refers to the concept, but do

not point to it individually most of the time. For example, the image for the concept *Academic* can also be mapped to concepts like *Education* or *Experimentation*. Similarly, the image for *Aristocracy* can be identified with *Monarchy* or *Royalty*. This makes contextual associations harder to infer given the open nature of the association.

J Examples of Symbolic Association

Figure 16 shows examples where the concept is evoked from the image through symbolic association.

These associations are typically the most direct to infer, provided the viewer is familiar with the meaning associated with the symbols. For instance, the statue of a bull accompanied by money invokes the idea of *Capitalism* by referencing Wall Street iconography. The image for *Activation* leverages the recognizable visual of firing neurons to symbolically convey the concept. Similarly, *Justice* is represented by the classical symbol of a blindfolded woman holding balanced scales, while the concept of *Bias* is expressed through the same scales—tilted unequally—to indicate imbalance.

K Examples Comparing Our Pipeline vs. General Method

Figure 17 shows examples comparing images generated by our pipeline with images generated using a basic prompt.

L Prompts Used in Our Pipeline

Table 6 shows the prompts used in our image generation pipeline.

M Example Output

Table 7 provides examples of the representativeness and visual descriptions generated by Llama using our pipeline.

N Annotation Guidelines

Figure 18 provides the annotation guidelines provided to the annotators. For the annotation task, we recruited students and colleagues. Their participation was completely voluntary.

Following	Madness	West	Wise
Pagan	Japan	Matrix	China
Ancient	November	India	Thirteen

Figure 14: Example of visual metonymy images where the concept is connected to the image through cultural association.

Academic	Anniversary	Anticipation	Dawning
			
Decision	Constitutional	Aristocracy	Teacher
			
Noble	Psychology	Career	Attorney
			

Figure 15: Example of visual metonymy images where the concept is connected to the image through contextual association.












Thinking	Bias	Peace	Betray
			
Betrayal	Ancestry	Acting	Justice
			
Equality	Capitalism	Activation	Conceit
			

Figure 16: Example of visual metonymy images where the concept is connected to the image through symbolic association.

Object	Ambition	Brave	Consciousness	Backup	Amendment
Our Pipeline					
General Method					

Object	Deal	Childhood	Aging	Brazil	Animosity
Our Pipeline					
General Method					

Object	Doubt	Commitment	Concentration	Education	Genius
Our Pipeline					
General Method					

Figure 17: Example comparing images generated by our pipeline with images generating using a basic prompt.

Table 6: Prompts used in our image generation pipeline.

Task	Prompt
Generating Representa- mens	<p>You are an expert in semiotics and conceptual associations. In Peirce’s semiotic triad, an object (concept) is linked to its representamen (representation or sign) through a commonly understood interpretation. Your task is to generate a list of representamen (signs) that people commonly associate with a given object. Given an object, list 5 representamens (associations) that best reflect common cultural, contextual or perceptual links to the concept. The responses should be diverse, covering physical objects only that can be represented by an image, related to the object. Focus on common interpretations that most people would recognize. Give your answer in the following format:</p> <p>Object: Vacation -> Representamen: Beach, mountains, airplane, suitcase, sun, resort Object: Technology -> Representamen: Laptop, smartphone, Neural network diagram, Formula written on board, robots, circuits Object: Paris -> Representamen: Eiffel Tower, Baguette, Notre Dame Cathedral, Parisian Architecture buildings, Bastille Object: University -> Representamen: Books, classroom, black board, Campus, graduation cap Object: Policeman -> Representamen: Police Uniform, Police Badge, Gun, Police car, Handcuffs Object: <i>word</i> -> Representamen:</p>
Generating Visual Prompt (Naturalistic Images)	<p>You are an expert in visual metonymy and scene description. Given a set of objects that are associated with a broader concept, your task is to craft a short, vivid and immersive description of an image where these objects are the primary focus. The description should be ideally less than 70 words and should depict a scene that could be captured in a photograph or artwork. Use the following guidelines while generating the description of the image:</p> <ol style="list-style-type: none"> 1. Do not describe the entity that these objects represent (e.g., if the objects relate to a doctor, do not mention the doctor—focus only on the objects). 2. The objects should be the focal point of your description, arranged in a way that clearly suggests the concept they are associated with. 3. Use rich sensory details (sight, lighting, textures, mood) to enhance realism, ensuring the scene conveys a strong metonymic connection to the broader concept. 4. Avoid using the concept word in your description. <p>Format your output in the following way:</p> <p>Objects: beach, mountains, airplane, suitcase Concept Word: Vacation Output: An open suitcase sits on a wooden deck, its contents spilling slightly—a pair of sunglasses, a folded map, and a sand-dusted postcard. In the distance, a sleek airplane ascends into a pastel sky, framed by the silhouette of towering mountains. A gust of wind carries the scent of salt and pine, as if blending two destinations into one moment of anticipation.</p> <p>Objects: soldiers, battlefield, tanks, explosions Concept Word: War Output: A vast battlefield stretches into the distance, covered in thick smoke and the echoes of distant gunfire. Soldiers in full combat gear move cautiously across the rugged terrain, their silhouettes outlined against the dim glow of burning wreckage. Tanks roll forward, their heavy treads leaving deep imprints in the mud. In the sky, an explosion erupts, sending a fiery plume of smoke into the air as debris scatters across the ground, capturing the chaos and intensity of war.</p> <p>Objects: bird in flight, open chains, raised fists Concept Word: Freedom Output: Under a golden sunset, a bird soars high above the landscape, its wings spread wide in an effortless glide. Below, on a rocky cliff, an old pair of chains lies broken and open, their shattered links gleaming in the fading light. In the distance, a group of people stands together, their raised fists symbolizing resilience and liberation, silhouetted against the vast sky as the wind carries the echoes of their triumph.</p> <p>Objects: <i>rep_input</i> Concept Word: <i>goal</i> Output:</p>

(Continued on next page)

(Continued from previous page)

Task	Prompt
Generating Visual Prompt (Stylistic Images)	<p>You are an expert in visual metonymy and abstract scene description. Given a set of objects that are associated with a broader concept, your task is to craft a short, vivid and immersive abstract artistic description of an image where these objects are the primary focus. The description should be under 60 words and depict a scene rendered in the style of abstract art, such as Cubism, Futurism, or Surrealism, as if created by an artist like Picasso or Kandinsky. Follow these guidelines:</p> <ol style="list-style-type: none">1. Do not name or describe the broader concept that these objects represent (e.g., if the objects relate to a doctor, do not mention the doctor—focus only on the objects).2. The objects should be the focal point of your description. Arrange them in visually meaningful way that clearly suggests the concept they are associated with.3. Use rich artistic details such as shape deformation, color dissonance, geometric rearrangement, fractured perspective, and expressive visual rhythm characteristics of the chosen abstract style.4. Avoid abstract or symbolic references. The scene should feel an intentional abstract painting, not a figurative or symbolic description.5. Do not use the provided concept word anywhere in the description. Format your output in the following way: <p>Objects: beach, mountains, airplane, suitcase Concept Word: Vacation Output: Jagged triangles form a suitcase, its lid split open at impossible angles. Waves ripple in concentric cubes, colliding with faceted mountains stacked like shards of glass. An airplane arcs overhead—its body fractured into swirling spirals and razor-thin planes. Warm ochres clash with piercing teals, the entire canvas pulsing with disjointed motion and restless anticipation.</p> <p>Objects: soldiers, battlefield, tanks, explosions Concept Word: War Output: Angular figures of soldiers twist in fragmented poses, limbs jutting through fractured planes of crimson and rust. Tanks are rendered as overlapping gears and steel blocks, scattered across a jagged terrain of burnt ochre. Explosions spiral outward in chaotic bursts of black and orange, the scene vibrating with sharp lines, shattered symmetry, and clashing momentum.</p> <p>Objects: bird in flight, open chains, raised fists Concept Word: Freedom Output: The bird fractures mid-flight, wings stretched across intersecting arcs of turquoise and gold. Chains unravel in broken loops, spiraling outward like cracked halos. Fists rise in layered silhouettes—blocky, angular, and outstretched—each outlined in bold charcoal strokes. The canvas thrums with asymmetry, jagged rhythm, and defiant upward motion, captured in a swirl of raw, kinetic geometry.</p> <p>Objects: <i>rep_input</i> Concept Word: <i>goal</i> Output:</p>

Table 7: Examples of representamens and visual descriptions generated by Llama using our framework.

Concept Word	Generated Representamens	Generated Naturalistic Description	Generated Stylistic Description
Deal	<ol style="list-style-type: none"> 1. Contract signed 2. Handshake 3. Exchange of goods 4. Currency 5. Transaction Completed 	Two suited individuals stand opposite one another, clasping hands firmly as they exchange papers as contract now sealed between them. Nearby, several crates sit stacked neatly alongside piles of money, testament to the successful transaction just completed. Sunlight streams through nearby windows, illuminating the satisfied expressions on both men's faces.	Fractured sheets of paper curl and twist around interlocked hands, which cradle a pile of shimmering coins. Goods swirl and fragment into spiraled patterns, as money signs dance across a shattered backdrop of blues and reds. The entire tableau throbs with vibrant energy, rendered in the bold, expressive style of Expressionist abstraction.
Training	<ol style="list-style-type: none"> 1. Workout clothes 2. Dumbbells 3. Exercise mat 4. Gym equipment 5. Timer clock 	A timer ticks down on the wall above a row of neatly stacked dumbbells. On the floor below sits a folded exercise mat, next to it a pile of clean workout gear. The room smells faintly of rubber and sweat, the space dim except for a few bright spotlights shining onto empty treadmills and weight machines. Somewhere nearby someone exhales loudly as a steady rhythm flows by.	In this chaotic gym room, all kinds of fitness tools fly around wildly - colorful dumbbells swirl above a tangled exercise mat; a timer clock ticks frantically amongst scattered weights; even workout clothes seem alive as they twist themselves into knots! All elements come together seamlessly to create one mesmerizing piece of modern art.
Waiting	<ol style="list-style-type: none"> 1. Clock ticking 2. Hourglass 3. Queue line 4. Traffic lights 5. Telephone ringing 	An analog clock ticks loudly in an otherwise silent room, its second hand jerking forward one click at a time. On the wall behind it, a printed schedule lists times and destinations in neat columns. Beneath those rows, people sit slumped over in stiff chairs, heads drooping onto folded arms, eyes closed or staring blankly ahead. The air feels still and oppressive, weighed down by expectation and delay.	Tick-tock...The clock's hands move steadily, marking time as people shuffle forward in the queue. The hourglass slowly empties, grains cascading downward. Outside, cars sit idling at traffic lights, engines rumbling. Inside, phones ring unanswered, echoing through empty corridors. All around us, there is stillness - and yet everything seems to be moving towards some unseen finish line.
Journey	<ol style="list-style-type: none"> 1. Pathway 2. Footprints 3. Travelers bag 4. Passport 5. Globe 	Gravel crunches softly underneath heavy boots as a solitary figure makes their way down a winding dirt path. Atop their shoulder sits a well-worn backpack, emblazoned with patches from countless adventures past. A weather-beaten passport peeks out from one pocket, while the other cradles a tattered guidebook to destinations unknown. Before them, an endless expanse of road beckons.	Alongside twisting pathways etched by the footprints of wanderers past, a worn traveler's pack rests beside a tattered passport, its pages bearing stamps from every corner of the globe. The world itself unfolds as a vast landscape of continents and oceans rendered in overlapping planes of vibrant colors and fractured perspectives, evoking the spirit of adventurous discovery through Cubist abstractions.
Commitment	<ol style="list-style-type: none"> 1. Ring 2. Vows 3. Promise 4. Contract 5. Signature 	Two hands clasped together tightly around a silver ring, fingers interlaced between rough ridges engraved along its band. Nearby sits a stack of papers covered with neat signatures and bold headings, promises made, vows exchanged. A single pen rests atop it all, ink still wet upon the page.	Intersecting rings twist into fractal spirals, their edges dissolving into shimmering planes of metallic blue. Vowels form jagged shapes amidst a torrent of angular lines, while promises crackle like bolts of lightning across the canvas. Contracts warp and bend into impossible geometries, signatures reduced to stark calligraphic gestures. The scene pulses with electric intensity.
Morality	<ol style="list-style-type: none"> 1. Cross 2. Bible 3. scales of justice 4. Heart 5. Dove 6. Prayer hands 	A jagged cross slices through shimmering scales, its edges blurring into fractured planes of black and white. In the background, a dove emerges from billowing clouds, its feathers transformed into twisting tendrils of light. A book shatters into shattered fragments, spilling words and images onto the canvas. Through this fractured landscape runs a pulsing red line - a heart beating with passion and conviction.	Against a backdrop of wispy clouds and deep indigo sky sits a simple wooden cross. Beside it, an ornate gold-scaled heart gleams softly; above both floats a dove with outstretched wings. At the base lies an ancient tome - leather-bound and embossed with intricate designs. Its pages flip slowly in the wind, revealing passages etched in fading ink.

(Continued on next page)

(Continued from previous page)

Concept Word	Generated Representations	Generated Naturalistic Description	Generated Stylistic Description
Consciousness	1. Eye symbol 2. Mind map 3. Human brain model 4. Brain activity graph 5. Thought bubble icon	An intricate mindmap unfurls beneath a magnifying glass lens, its branches tracing pathways of thought through a vast network of ideas. Nearby, a human brain sits nestled within a transparent case, its folds illuminated by flickering waves of color representing neural activity. Above both lies a single eye, its iris dilated and unblinking, peering intently at this inner landscape of awareness.	A spiraling mindmap fractures into interlocking neurons, where a glowing thought bubble hovers above a vibrant brain scan. An eye symbol shimmers at the center, surrounded by fractured fragments of cognitive theory. The entire canvas pulses with shimmering neural patterns, painted in the psychedelic style of Surrealist abstraction.

Annotation guidelines

Visual metonymy is a phenomenon where an image invokes a concept without explicitly showing it. Your task is binary classification. You will be given an image and the concept the image is supposed to represent. Your task is to identify if the image is a metonymic image, i.e., it successfully evokes the concept without explicitly showing or mentioning it. Here are some guidelines:

1. The image should not show the concept explicitly, be it a physical entity (like any object or human), or an action (like teaching, running, studying, etc.). If it is shown explicitly, the image is not metonymic.
2. The image should not also refer to the concept through words or text in the image. If the concept word is present in text, the image is not metonymic.
3. If you see any potentially graphic or problematic image (in terms of violence, toxicity or harmful social content), mark them.

Figure 18: Annotation guidelines.