

SPACE-CLIP: Spatial Perception via Adaptive CLIP Embeddings for Monocular Depth Estimation

Taewan Cho¹, Taeryang Kim¹, and Andrew Jaeyong Choi^{*1}

¹School of Computing, Gachon University, Republic of Korea
{taewan2002, ktr1110, andrewjchoi}@gachon.ac.kr

Abstract

Contrastive Language-Image Pre-training (CLIP) has accomplished extraordinary success for semantic understanding but inherently struggle to perceive geometric structure. Existing methods attempt to bridge this gap by querying CLIP with textual prompts, a process that is often indirect and inefficient. This paper introduces a fundamentally different approach using a dual-pathway decoder. We present SPACE-CLIP, an architecture that unlocks and interprets latent geometric knowledge directly from a frozen CLIP vision encoder, completely bypassing the text encoder and its associated textual prompts. A semantic pathway interprets high-level features, dynamically conditioned on global context using feature-wise linear modulation (FiLM). In addition, a structural pathway extracts fine-grained spatial details from early layers. These complementary streams are hierarchically fused, enabling a robust synthesis of semantic context and precise geometry. Extensive experiments on the KITTI benchmark show that SPACE-CLIP dramatically outperforms previous CLIP-based methods. Our ablation studies validate that the synergistic fusion of our dual pathways is critical to this success. SPACE-CLIP offers a new, efficient, and architecturally elegant blueprint for repurposing large-scale vision models. The proposed method is not just a standalone depth estimator, but a readily integrable spatial perception module for the next generation of embodied AI systems, such as vision-language-action (VLA) models. Our model is available at <https://github.com/taewan2002/space-clip>

Keywords: Monocular depth estimation, Contrastive Language-Image Pre-training (CLIP), Vision-Language Models, Foundation models, Computer vision.

1 Introduction

Recent advancements in large-scale vision-language models (VLMs), such as contrastive language-image pre-training (CLIP) [1], have revolutionized the field of computer vision. These models demonstrate an unprecedented ability to understand semantic content, leading to remarkable success in high-level recognition tasks. However, a parallel and fundamental challenge in computer vision is the interpretation of 3D scenes from a single 2D image, a critical capability for applications ranging from autonomous navigation to augmented reality [2]. This task, known as monocular depth estimation, requires a fine-grained understanding of geometric structure and spatial relationships. It is precisely in this domain of dense spatial prediction that models like CLIP, primarily trained on image-text pairs for semantic recognition, face inherent limitations.

This challenge extends beyond mere accuracy and into the realm of system integration, a critical hurdle for the next generation of embodied AI. State-of-the-art depth estimators, while achieving impressive accuracy, are often designed as monolithic systems, optimized for a single task. This makes them computationally heavy and architecturally cumbersome to integrate into larger, multimodal frameworks like

^{*}Corresponding author: andrewjchoi@gachon.ac.kr

vision-language-action (VLA) models. As illustrated in Figure 1, this creates a pressing need for a new paradigm: Can we design a depth perception module that is not only accurate but also architecturally compatible and efficient enough to serve as a ‘plugin’ for these emerging agentic systems?

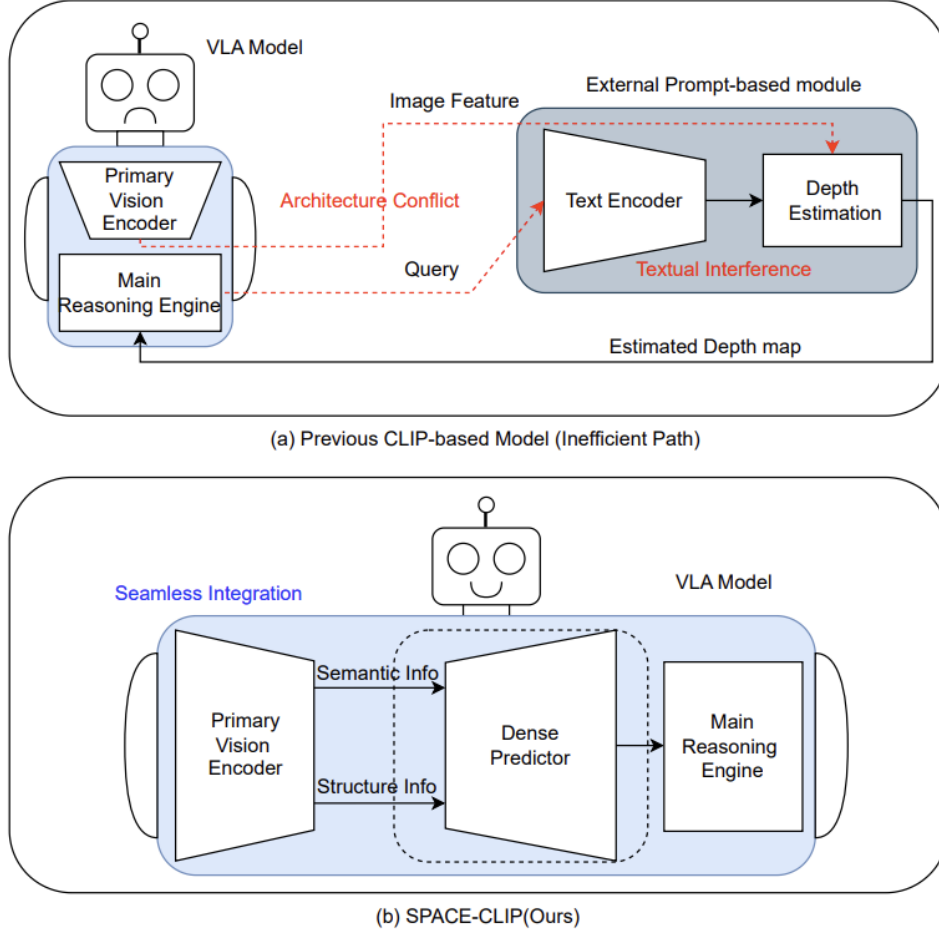


Figure 1: The VLA Integration Challenge and the SPACE-CLIP Solution. This figure illustrates the architectural paradigm shift proposed by our work. (a) The Inefficient Path: Conventional CLIP-based methods integrate depth estimation as an external module, creating two major bottlenecks for a Vision-Language-Action (VLA) model. (1) Architectural Conflict arises from needing a separate, inefficient data path from the VLA’s primary vision encoder. (2) Textual Interference occurs as the VLA’s reasoning engine must generate a textual query, conflicting with its main language tasks. (b) SPACE-CLIP’s Seamless Integration: Our model acts as a lightweight, decoder-only module that attaches directly to the VLA’s existing, frozen vision encoder. By directly interpreting hierarchical features, it provides spatial awareness without architectural redundancy or textual interference, enabling a truly integrated and efficient agent.

Early attempts to leverage CLIP for depth estimation often relied on a “prompt-and-match” paradigm: querying the model with textual prompts (e.g., “a photo of a car far away”) or fine-tuning the entire image encoder. The former approach struggles to capture the continuous and complex nature of depth with discrete text queries, while the latter incurs significant computational costs and risks catastrophic forgetting. This raises a critical technical question: can we move beyond this prompting paradigm and unlock the latent geometric knowledge within a foundation model without altering its core parameters?

In this paper, we answer these questions affirmatively by proposing SPACE-CLIP, a novel framework that introduces a paradigm shift from “prompt-and-match” to “direct interpretation.” Our key contribution lies in a unique architecture, detailed in Figure 2, that effectively extracts and fuses both structural and semantic information directly from a frozen CLIP image encoder, bypassing the text encoder en-

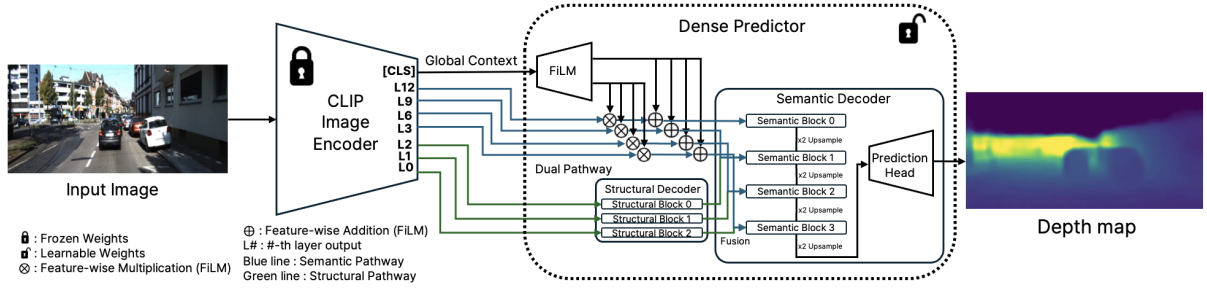


Figure 2: The overall architecture of SPACE-CLIP. Our model leverages a frozen CLIP vision encoder to extract multi-level features, which are processed through a novel Dual Pathway architecture within the Dense Predictor. (1) The Semantic Decoder (top path) processes high-level features, dynamically modulated by the global context via a FiLM layer. (2) The Structural Decoder (bottom path) processes low-level features to preserve fine-grained details. The outputs of these two pathways are hierarchically fused at each upsampling stage. This fusion mechanism allows SPACE-CLIP to generate semantically coherent and geometrically precise depth maps.

tirely. We introduce a dual pathway decoder, which separates the feature processing into a Semantic Pathway and a Structural Pathway. The Semantic Pathway leverages high-level features from the deeper layers of CLIP, dynamically enhanced by the image’s global context through a feature-wise linear modulation (FiLM) layer [3]. Concurrently, the structural pathway preserves crucial low-level details from the early layers, which are essential for sharp and accurate geometric boundaries.

By hierarchically fusing these two complementary streams of information, SPACE-CLIP achieves competitive depth estimation performance on the challenging KITTI dataset [4]. Our approach demonstrates that it is possible to adapt a foundation model for a complex geometric task without retraining its parameters or using multimodal inputs during inference. This efficiency and architectural innovation not only present a new direction for depth estimation but also highlight a promising methodology for harnessing pre-trained VLMs and other large models for a wide range of dense prediction tasks, making them readily applicable in emerging fields like multimodal LLMs and vision-language-action (VLA) models.

2 Related Work

2.1 Monocular Depth Estimation

Monocular depth estimation has long been a cornerstone of computer vision research. Early pioneering works, established the use of deep convolutional neural networks (CNNs) in an encoder-decoder framework to regress depth from a single image. A well-known challenge in these architectures, however, is that the progressive downsampling in the encoder can lead to a significant loss of fine-grained spatial details, resulting in blurry object boundaries in the final prediction [5]. To address this, many subsequent works have focused on developing sophisticated fusion mechanisms, such as feature pyramids, to aggregate multi-scale features and recover lost information. This foundational approach was also refined by methods like DORN [6], which innovatively reformulated the problem as an ordinal regression task, and more recent works that have focused on improving loss functions [7]. Despite these advancements, CNN-based methods still inherently struggled with modeling long-range dependencies due to the local nature of convolutional operations.

More recently, the field has seen a paradigm shift towards Transformer-based architectures. DPT [8] was a landmark study, proving that a Vision Transformer (ViT) backbone, with its inherent ability to capture global context, could outperform state-of-the-art CNNs. This spurred a new wave of highly effective, vision-only models. DepthFormer [9] introduced a hybrid encoder to leverage the strengths of

both CNNs and Transformers, while ASTransformer [10] proposed an attention supervision mechanism to better tune the ViT for the depth task. Concurrently, NeWCRFs [11] modernized classical graphical models by integrating a window-based CRF module as a neural network decoder. Most recently, the field has begun to explore architectures beyond Transformers, such as State Space Models (SSMs). MambaDepth [12], for instance, leverages the Mamba architecture to efficiently model long-range dependencies in a self-supervised setting, demonstrating the ongoing search for more effective backbones for this task. These specialized models, often trained extensively on specific benchmarks, represent the upper bound of performance and serve as a crucial point of comparison for our work.

While these specialized models represent the upper bound of performance, their highly complex and task-specific architectures make them challenging to deploy as a modular component within larger systems. They are designed to be the system, not part of a system. Our work, in contrast, prioritizes architectural simplicity and integrability, aiming to create a versatile perception module rather than a standalone, monolithic estimator.

2.2 Vision-Language Models for Dense Prediction

The emergence of large-scale VLMs like CLIP has opened up new avenues for depth estimation. Researchers have sought to leverage CLIP’s rich, pre-trained semantic knowledge to guide the geometric reasoning process. Initial studies focused on exploring CLIP’s zero-shot capabilities, but the field has progressively evolved towards employing learnable prompts and more sophisticated decoders. We categorize these efforts into two main approaches: (1) advancements in prompt engineering for depth, and (2) architectural adaptations of vision encoders.

2.2.1 Advancements in Prompt Engineering for Depth

This stream of research focuses on the central question of how to best ”query” CLIP for depth information. The pioneering work, DepthCLIP [13], initiated this by using a set of fixed, human-defined prompts such as ”close” and ”far”. However, this approach faced a fundamental limitation: the discrete and subjective nature of human language is ill-suited to represent the continuous and complex concept of depth. To overcome this, subsequent works explored learnable prompts. Auty et al. [14], for instance, replaced human-language words with continuous learnable tokens, arguing that the model’s internal concept of depth may not be succinctly expressible in human language. This idea was further extended toward adaptive prompting. CaBins [15] proposed a novel mechanism to dynamically generate depth prompts from the image features themselves, while Hu et al. [16] introduced a scene-dependent depth codebook. More recently, CLIP2Depth [17] used a non-human ”mirror” embedding to modulate the image features. Despite their increasing sophistication, these methods all share a critical bottleneck: they are fundamentally bound to the text encoder and the image-text similarity mechanism of CLIP. Their primary focus remains on optimizing the ”query” sent to the model.

2.2.2 Architectural Adaptation of Vision Encoders

In parallel with prompt engineering, some studies have attempted to adapt the CLIP vision encoder itself for dense prediction. For example, CaBins [15] modified the ResNet-based image encoder to extract multi-scale features, acknowledging that the original architecture, designed for classification, was suboptimal. However, this approach still funnels its richer visual features through the aforementioned text-image matching paradigm, failing to escape the core limitation.

In stark contrast, SPACE-CLIP proposes a radical departure from this paradigm. We hypothesize that all the necessary information—both high-level semantics and low-level structure—is already hierarchically encoded within the frozen vision encoder itself. Our work, therefore, shifts the focus entirely away from prompt engineering and onto the design of a novel decoder architecture capable of directly interpreting this latent knowledge. Our dual pathway approach is, to our knowledge, the first to completely bypass the text encoder and rely solely on a sophisticated fusion of features from the vision backbone

to achieve robust spatial perception. We demonstrate that the key to unlocking geometric knowledge lies not in better ”prompting,” but in better ”interpreting” the rich, multi-level features already encoded within the vision model itself.

3 Method

This section details the architecture and mechanisms of SPACE-CLIP, a novel framework designed to extract and interpret latent geometric knowledge directly from a frozen CLIP vision encoder. Our approach centers on a unique decoder, the Dense Predictor, which processes multi-level features through a synergistic Dual Pathway architecture. As illustrated in Figure 2, our model consists of three main stages: (1) multi-level feature extraction using a frozen CLIP encoder, (2) parallel processing of these features through our dual pathway decoder, and (3) hierarchical fusion to produce a final, high-fidelity depth map.

Notably, while our full pipeline processes high-resolution images, the frozen CLIP encoder only requires a standard 224x224 center crop to extract the global context and semantic features. This design choice significantly enhances efficiency, as the computationally intensive part of the model operates on a low-resolution input, while our novel decoder is responsible for reconstructing the high-resolution details. This demonstrates the power of our approach in leveraging foundation models in a resource-conscious manner.

3.1 Overall Architecture

A key design principle of our architecture is modularity and efficiency, making it suitable for integration into larger systems. By freezing the large CLIP backbone and training only a lightweight decoder, our model can function as an efficient ’perception plugin’ without altering the foundational components of a larger agent.

The backbone of our model is the pre-trained CLIP vision encoder (ViT-B/16), which remains entirely frozen during training. This ensures that we leverage its powerful, general-purpose feature representations without incurring the high computational cost of fine-tuning. The core innovation of our work lies in the learnable Dense Predictor, which takes the multi-level hidden states from the CLIP encoder as input.

As depicted in Figure 2, the Dense Predictor is built upon a Dual Pathway design: a Semantic Pathway and a Structural Pathway. The Semantic Pathway is responsible for interpreting the high-level, abstract content of the scene, while the Structural Pathway is dedicated to preserving the fine-grained, low-level spatial details. These two pathways process information in parallel and are then hierarchically fused at each stage of the decoder, allowing the model to synthesize a globally coherent and locally precise understanding of the scene’s geometry.

3.2 Dual Pathway Feature Processing

At the heart of our Dense Predictor is the specialized processing of features based on their level of abstraction. We strategically select features from different depths of the CLIP encoder to feed into our two pathways.

3.2.1 Semantic Pathway with FiLM

This pathway is designed to interpret the high-level semantic information necessary to understand the overall scene layout and the relationships between objects. As depicted by the blue lines in Figure 2, we extract patch features from the deeper layers of the CLIP encoder (L12, L9, L6, and L3). These layers capture abstract concepts (e.g., ”car,” ”road,” ”sky”) but have a lower spatial resolution.

To enhance these features, we introduce a Feature-wise Linear Modulation (FiLM) layer [3]. FiLM dynamically conditions the local patch features based on the global context of the entire image. The

global context is derived from the final ‘[CLS]’ token output of the CLIP encoder, which encapsulates a holistic representation of the entire image. A small, learnable MLP, the FiLM parameter generator, takes this ‘[CLS]’ token vector v_{cls} as input and produces a feature-wise scaling vector γ and a shifting vector β . These vectors are then applied to each patch feature token F_{patch} from the semantic pathway:

$$\text{FiLM}(F_{patch}, \gamma, \beta) = \gamma \cdot F_{patch} + \beta \quad (1)$$

This mechanism allows the model to adjust its interpretation of local patches based on an understanding of the entire scene. For example, it can learn to interpret a patch of ”gray texture” differently depending on whether the global context is ”a building” or ”a road.”

3.2.2 Structural Pathway

In parallel, the structural pathway is dedicated to preserving the fine-grained spatial details that are critical for sharp object boundaries and accurate geometric structures. Represented by the green lines in Figure 2, this pathway sources its features from the shallowest layers of the CLIP encoder (L2, L1, and L0). These early layers retain high-resolution structural information like edges and textures before they are abstracted away in deeper layers.

Crucially, features in this pathway are not modulated by FiLM. This ensures that the raw geometric information is passed to the decoder without being conflated with high-level semantic modulations, preserving its fidelity. The Structural Pathway processes these features through a series of ‘Structural Blocks’ to refine and prepare them for fusion with the semantic stream.

3.3 Hierarchical Fusion Decoder

The power of SPACE-CLIP lies not just in processing features in parallel, but in how they are synergistically fused within a hierarchical decoder. The decoder progressively upsamples the feature maps, integrating information from both pathways at each step to move from a coarse to a fine-grained prediction.

As shown in Figure 2, the decoder consists of a series of ‘Semantic Blocks’, each followed by a 2x upsampling operation. At each stage of this upsampling process, the refined output from the corresponding ‘Structural Block’ is concatenated with the upsampled features from the ‘Semantic Block’ of the previous stage. This fusion step provides the semantic stream with the high-frequency details it lacks.

This hierarchical fusion creates a coarse-to-fine refinement process. The initial, low-resolution feature map in the semantic decoder has a strong, globally-aware understanding of the scene but lacks detail. As it is upsampled, the injection of precise structural information at each stage allows it to progressively refine its prediction, sharpening boundaries and adding intricate details. This iterative process culminates in a final ‘Prediction Head’, which generates the high-resolution depth map that is both semantically coherent and geometrically precise.

3.4 Loss Function

The selection of an appropriate loss function is a critical factor in training high-performance depth estimation models, as it directly governs how the network learns to interpret spatial relationships from training data [18]. To effectively train our SPACE-CLIP model, we employ a composite loss function that combines two distinct objectives: maintaining structural consistency and ensuring scale-invariant accuracy. Our total loss \mathcal{L}_{total} is a weighted sum of a Scale-Invariant Logarithmic (SILog) loss [19] and a Structural Similarity Index (SSIM) loss [20]. Based on empirical evaluation, we determined the optimal weight for the SSIM term, λ_{ssim} , to be 0.5. The final loss is formulated as:

$$\mathcal{L}_{total} = (1 - \lambda_{ssim})\mathcal{L}_{SILog} + \lambda_{ssim}\mathcal{L}_{SSIM} \quad (2)$$

where $\lambda_{ssim} = 0.5$.

3.4.1 Scale-Invariant Logarithmic (SILog) Loss

The SILog loss is widely used in depth estimation tasks as it focuses on the relational structure of the predicted depth map rather than absolute metric values, making it robust to scale and shift ambiguities inherent in monocular prediction. For a predicted depth map \hat{d} and a ground truth depth map d , we first compute the log-space difference for each valid pixel i in a set of N valid pixels: $g_i = \log(\hat{d}_i) - \log(d_i)$. The SILog loss is then defined as:

$$\mathcal{L}_{\text{SILog}}(\hat{d}, d) = \alpha \sqrt{\frac{1}{N} \sum_i g_i^2 - \frac{\lambda}{N^2} \left(\sum_i g_i \right)^2} \quad (3)$$

This formulation is equivalent to penalizing a combination of the variance and the squared mean of the log-differences. In our implementation, we follow common practice and set the variance focus term λ to 0.85 and the scaling factor α to 10. This encourages the model to learn the correct relative depth relationships across the entire scene.

3.4.2 Structural Similarity (SSIM) Loss

While SILog loss captures the point-wise relational accuracy, it may not sufficiently enforce local structural coherence. To address this, we incorporate an SSIM loss, which is designed to measure perceptual similarity by comparing luminance, contrast, and structure between the predicted and ground truth depth maps. The SSIM index for two image windows x and y is given by:

$$\text{SSIM}(x, y) = \frac{(2\mu_x\mu_y + C_1)(2\sigma_{xy} + C_2)}{(\mu_x^2 + \mu_y^2 + C_1)(\sigma_x^2 + \sigma_y^2 + C_2)} \quad (4)$$

where μ and σ represent the mean and standard deviation, respectively, and C_1, C_2 are stabilizing constants. The SSIM loss is then formulated as the average of $(1 - \text{SSIM})$ over all pixels, encouraging the model to produce predictions that are structurally consistent with the ground truth. By combining SSIM with SILog loss, our model learns to generate depth maps that are not only point-wise accurate in a scale-invariant sense but also visually plausible with well-defined local structures.

4 Experiments

4.1 Datasets

The selection of appropriate benchmark datasets and standardized evaluation protocols is fundamental to ensuring fair comparison and measuring progress in the field of neural depth estimation [18]. With this principle in mind, we conduct all our experiments on the KITTI dataset [4], a widely recognized benchmark for outdoor autonomous driving scenarios. We follow the standard Eigen data split, which is a common practice for evaluating monocular depth estimation models. The dataset is divided as follows:

- **Training Set:** We use the official Eigen training set, which consists of approximately 22,600 images from 32 scenes. The ground truth depth maps for training are generated from raw Velodyne LiDAR scans.
- **Test Set:** For evaluation, we use the official Eigen test set, comprising 697 images from 29 different scenes that do not overlap with the training scenes.

As specified in our configuration, input images are resized to a resolution of 352×704 for processing, while the CLIP encoder itself receives a 224×224 center crop as per its standard input requirements. During training, we apply data augmentation, including random horizontal flips and small random rotations (up to 1.0 degree), to improve model robustness.




Figure 3: Qualitative comparison on the KITTI dataset. From left to right: Input Image, Ground Truth, and our SPACE-CLIP’s prediction. Our model generates dense and detailed depth maps that accurately capture complex structures such as thin poles, distant vehicles, and foliage, demonstrating its superior geometric understanding.

4.2 Implementation Details

4.2.1 Model and Architecture

Our SPACE-CLIP model is built upon the pre-trained Vision Transformer [21] (ViT-B/16) from the ‘openai/clip-vit-base-patch16’ model. As a core principle of our approach, the entire CLIP vision encoder is frozen during training, meaning its weights are not updated. The learnable components of our model reside exclusively within the Dense Predictor, which includes the FiLM parameter generators, the Semantic Decoder, and the Structural Decoder. The feature indices for the main semantic pathway are set to ‘[12, 9, 6, 3]’, while the structural pathway uses indices ‘[2, 1, 0]’, as detailed in our architecture. The decoder channels are configured as ‘[256, 128, 64, 32]’ with a dropout rate of 0.1 applied within the residual blocks.

4.2.2 Training Setup

All models are trained using the PyTorch framework on a single NVIDIA GPU. We use the AdamW optimizer with an initial learning rate of 1×10^{-4} and a weight decay of 0.01. The learning rate is scheduled by a StepLR scheduler, which reduces the learning rate by a factor of $\gamma = 0.5$ every 2 epochs. The models are trained for a total of 10 epochs with a batch size of 64. To ensure reproducibility, we set a fixed random seed of 42 for all experiments. The total loss is a weighted sum of the SILog loss and the SSIM loss, with the SSIM weight λ_{ssim} set to 0.5, as described in the Loss Function section. Gradient clipping with a maximum norm of 1.0 is applied to prevent exploding gradients during training.

Table 1: Quantitative comparison with state-of-the-art methods on the KITTI dataset (Eigen split). Results are evaluated for depths up to 80m. We categorize models based on their architecture and reliance on CLIP’s components. ‘Text Encoder (at Inference)’ indicates whether the text encoder is required during the inference phase. ‘Vision Encoder (Finetuned)’ indicates whether the pre-trained vision encoder weights were updated (fine-tuned) during training. Our proposed method, SPACE-CLIP, is highlighted in gray. Note that our approach is the only one that operates under the strict constraints of a frozen vision encoder and no text encoder; this ‘No, No’ configuration makes the architecture exceptionally modular and easy to integrate into larger systems. ‘↓’ indicates lower is better, ‘↑’ indicates higher is better.

Method	Text Encoder (at Inference)	Vision Encoder (Finetuned)	AbsRel↓	SqRel↓	RMSE↓	RMSE log↓	$\delta < 1.25$ ↑	$\delta < 1.25^2$ ↑	$\delta < 1.25^3$ ↑
<i>Unimodal Models (Vision-only)</i>									
DORN [6]	-	-	0.072	0.307	2.727	0.120	0.932	0.984	0.994
ASTransformer [10]	-	-	0.058	-	2.685	0.089	0.963	0.995	0.999
DepthFormer [9]	-	-	0.052	0.158	2.143	0.079	0.975	0.997	0.999
NeWCRFs [11]	-	-	0.052	0.155	2.129	0.079	0.974	0.997	0.999
<i>CLIP-based Models</i>									
DepthCLIP [13]	Yes	No	0.473	6.007	12.958	-	0.281	0.531	0.696
Hu <i>et al.</i> [16]	Yes	Yes	0.384	4.661	12.290	-	0.312	0.569	0.739
Auty <i>et al.</i> [14]	Yes	No	0.307	2.197	6.405	0.121	0.548	0.826	0.935
CLIP2Depth [17]	Yes	No	0.074	0.303	2.948	-	0.938	0.990	0.998
CaBins [15]	Yes	Yes	0.057	0.186	2.322	0.088	0.964	0.995	0.999
SPACE-CLIP (Ours)	No	No	0.104	0.658	4.837	0.180	0.880	0.970	0.991

4.3 Comparison with State-of-the-Art

We evaluate the performance of SPACE-CLIP against existing state-of-the-art methods on the KITTI dataset using the Eigen split. The results are presented in Table 1, where we categorize the competing models into two groups: Unimodal models that rely solely on visual inputs, and CLIP-based models that leverage the pre-trained knowledge of CLIP. The evaluation is based on a standard set of metrics for depth estimation. The first group of metrics (AbsRel, SqRel, RMSE, RMSE log) measures the error between the prediction and the ground truth, where lower values are better. The second group ($\delta < 1.25$, $\delta < 1.25^2$, $\delta < 1.25^3$) measures the accuracy, representing the percentage of pixels within a certain threshold, where higher values are better.

As shown in Table 1, recent CLIP-based models like CaBins and CLIP2Depth have achieved remarkable performance, rivaling that of specialized unimodal models. This success, however, is often achieved by fine-tuning the vision encoder or continuing to rely on the text encoder during inference. In contrast, SPACE-CLIP operates under the strictest constraints: it utilizes a completely frozen vision encoder and entirely bypasses the text encoder. Under these challenging conditions, our model still demonstrates highly competitive performance, significantly outperforming earlier prompt-based methods like DepthCLIP and Auty *et al.* For instance, SPACE-CLIP reduces the AbsRel error by approximately 66% compared to Auty *et al.* (from 0.307 to 0.104).

This result is significant. It validates that our proposed decoder architecture—which directly reconstructs depth from the vision encoder’s internal features—is a highly effective and efficient strategy. While a performance gap remains compared to methods that use more components or fine-tuning, our work marks a crucial step toward a new paradigm of adapting foundation models for geometric tasks in a more direct and resource-efficient manner.

Following the quantitative results, we provide a qualitative comparison in Fig. 3. The figure shows several challenging scenarios from the KITTI test set.

4.4 Ablation Studies

To validate the effectiveness of our proposed architectural components, we conduct a series of ablation studies on the KITTI dataset. We systematically evaluate the contribution of the two core ideas in SPACE-CLIP: the FiLM for contextual enhancement and the Structural Pathway for detail preservation. The results are summarized in Table 2.

Table 2: Ablation study of SPACE-CLIP components on the KITTI dataset. We analyze the impact of adding the FiLM layer and the Structural Pathway to a baseline model. ‘✓’ indicates the component is used. The best results are highlighted in bold.

#	Model Configuration	FiLM	Struct. Path	AbsRel↓	SqRel↓	RMSE↓	RMSE log↓	$\delta < 1.25^\uparrow$	$\delta < 1.25^2^\uparrow$	$\delta < 1.25^3^\uparrow$
1	Baseline			0.1165	0.7981	5.152	0.1962	0.858	0.963	0.988
2	Baseline + FiLM	✓		0.1142	0.7684	5.121	0.1941	0.862	0.964	0.988
3	Baseline + Structural Pathway		✓	0.1094	0.7238	5.143	0.1911	0.870	0.966	0.989
4	SPACE-CLIP (Ours)	✓	✓	0.1038	0.6577	4.837	0.1799	0.880	0.970	0.991

4.4.1 Baseline Model

We first establish a baseline model (row 1) which consists of the frozen CLIP vision encoder followed by a decoder that only uses the main semantic pathway features (from layers 12, 9, 6, 3) without any FiLM modulation or structural pathway. This model serves as the foundation for our subsequent experiments.

4.4.2 Effect of FiLM

In our second experiment (row 2), we add the FiLM layer to the baseline. This allows the model to modulate the high-level patch features from the semantic pathway using the global context vector ([CLS] token). The results show a consistent, albeit modest, improvement across most metrics, with the AbsRel error decreasing from 0.1165 to 0.1142. This indicates that dynamically conditioning local features on the global scene context provides valuable information for a more robust geometric interpretation.

4.4.3 Effect of the Structural Pathway

Next, we evaluate the impact of the Structural Pathway by adding it to the baseline model, without FiLM (row 3). This pathway is designed to preserve and refine low-level features from the early layers (0, 1, 2) of the CLIP encoder. The results demonstrate a significant performance boost, with the AbsRel error dropping sharply to 0.1094. This substantial improvement underscores the critical importance of retaining fine-grained structural details, which are often lost in the deeper, more semantic-focused layers of foundation models. The model now produces sharper and more accurate boundaries.

4.4.4 Synergistic Effect of Both Components

Finally, our full SPACE-CLIP model (row 4) combines both the FiLM layer and the structural pathway. This configuration achieves the best performance across all metrics, reducing the AbsRel error to 0.1038 and the RMSE to 4.837. The improvement from row 3 to row 4, where FiLM is added to the model already equipped with the structural path, is more pronounced than the improvement from row 1 to row 2. This suggests a powerful synergistic effect: the structural pathway provides the necessary high-fidelity details, while the FiLM layer effectively uses the global context to ensure these details are interpreted correctly within the overall scene structure. This synergy validates our dual-pathway design, proving that simultaneously processing and then hierarchically fusing semantic and structural information is a highly effective strategy for this task.

5 Discussion

In this section, we delve deeper into the implications of our experimental findings, discuss the broader significance of our work, and candidly address its limitations to outline promising avenues for future research.

5.1 Interpretation of Results

Our experimental results offer critical insights into how large-scale vision models can be repurposed for dense spatial tasks.

The Ablation Study (Table 2) is particularly revealing. The substantial performance gain from the Structural Pathway alone confirms our core hypothesis: fine-grained geometric information, crucial for precise boundary definition, is richly present in the early layers of the CLIP vision encoder but is progressively abstracted away in deeper layers. The more modest, yet consistent, improvement from adding FiLM highlights the value of global semantic context in resolving local ambiguities. The most crucial finding, however, is the synergistic effect observed when both components are combined. This synergy suggests that semantic understanding and structural detail are not independent but complementary. The global context provided by FiLM helps to correctly interpret the fine-grained features supplied by the Structural Pathway, leading to a depth map that is both globally coherent and locally precise. This finding provides a compelling insight into the hierarchical nature of information encoded within foundation models, where different layers specialize in different levels of abstraction.

The state-of-the-art (SOTA) comparison (Table 1) situates our work within the broader research landscape. The performance gap between SPACE-CLIP and vision-only SOTA models illuminates a fundamental trade-off between generality and specialty. Models trained from scratch or extensively fine-tuned on a specific task (e.g., KITTI depth estimation) are optimized to become experts in that domain, achieving peak performance. In contrast, our approach prioritizes efficient adaptation. The primary goal of SPACE-CLIP was not to surpass every specialized model but to prove that it is possible to unlock and effectively utilize the latent geometric knowledge within a massive, general-purpose, and frozen foundation model. The fact that we significantly outperform prior CLIP-based methods that operate under similar constraints validates our architectural paradigm as a superior method for this adaptation.

5.2 A Blueprint for Modular Perception in Embodied AI

The true significance of SPACE-CLIP extends beyond depth estimation performance; it lies in its architectural philosophy as a blueprint for modular perception in embodied AI. Modern VLA possess powerful reasoning capabilities but often face a critical challenge: integrating specialized perception skills like depth estimation is architecturally and computationally difficult. Most state-of-the-art estimators are monolithic systems, requiring their own fine-tuned backbones, which creates two fundamental problems for integration:

- **Architectural Conflict:** A VLA, which must reason about actions in 3D space, already has a primary vision encoder for semantic understanding. Adding another depth estimator with its own backbone results in a cumbersome, inefficient "Frankenstein" model with redundant encoders.
- **Input Interference:** Many models rely on textual prompts, which can interfere with the VLA's own language processing pipeline.

SPACE-CLIP is explicitly designed to solve this integration problem. Its unique '**No, No' configuration** (no text encoder, no vision encoder fine-tuning), as highlighted in Table 1, makes it an ideal 'perception plugin' for a VLA for three key reasons:

1. **Shared Backbone Principle:** SPACE-CLIP operates as a lightweight, **decoder-only module**. It can be directly attached to the *existing, frozen* vision encoder of any VLA (that uses a compatible backbone like CLIP's), effectively adding a "spatial perception head" without introducing a second encoder.
2. **No Textual Interference:** By completely bypassing the text encoder, SPACE-CLIP's operation is invisible to the language model. It silently provides spatial data without consuming or conflicting with the VLA's textual reasoning context.

3. **Computational Efficiency:** Since the massive vision backbone is shared and not re-trained, the only additional overhead is our lightweight decoder. This makes integrating spatial awareness incredibly resource-efficient.

This direct interpretation approach holds potential beyond its current implementation. It is a generalizable blueprint for adding other dense prediction skills (e.g., segmentation, surface normals) to foundation models. Furthermore, its core principle—interpreting hierarchical features from a frozen backbone—is not tied to the original CLIP pre-training. This suggests that SPACE-CLIP’s decoder architecture could be readily applied to future VLA vision encoders that have been further trained on new semantic information. As these agents evolve and learn, our methodology offers a pathway to dynamically equip them with robust spatial perception, championing a future of more sustainable, modular, and continuously improving embodied AI.

5.3 Limitations and Future Work

Despite its promising results, our work has several limitations that open up exciting avenues for future research.

First, as discussed, a performance gap remains between SPACE-CLIP and state-of-the-art vision-only models. While this was an expected trade-off for our efficient adaptation strategy, future work could explore bridging this gap without compromising our core principles. One promising direction is the integration of lightweight adapter modules into the frozen CLIP encoder. This would allow for minimal, task-specific parameter updates, potentially boosting performance while still avoiding the costs of full fine-tuning. Another architectural enhancement could involve incorporating cross-attention mechanisms within our decoder. This would enable the semantic and structural pathways to more explicitly query and inform each other, potentially leading to a more sophisticated feature fusion than the current concatenation-based approach and further improving performance.

Second, our framework’s generalizability needs further validation. While we have demonstrated strong performance on the KITTI benchmark, which focuses on outdoor driving scenes, its effectiveness on other types of environments, such as indoor scenes (e.g., NYU Depth V2 [22]) or more diverse “in-the-wild” images, remains to be tested. Future work should involve a comprehensive cross-dataset evaluation to rigorously assess the robustness and generalization capabilities of the SPACE-CLIP architecture. Third, our methodology has only been validated on the CLIP model. Exploring the applicability of the SPACE-CLIP architecture to other powerful foundation models, such as the self-supervised DINOv2 [23], is a natural next step. This would test the generality of our dual-pathway hypothesis across different pre-training paradigms and potentially unlock even richer geometric features.

Finally, we believe the most exciting future direction lies in applying our spatial perception module to downstream robotics tasks. The ability to generate dense, real-time depth maps can serve as a critical input for Vision-Language-Action (VLA) models. For instance, our depth predictions could enhance the state representation for imitation learning policies, such as Diffusion Policy [24], enabling them to learn more robust and spatially-aware behaviors. The recent emergence of efficient and powerful VLA architectures like RoboMamba [25] and RetoVLA [26], which aim to balance efficiency with robust spatial reasoning capabilities, highlights the growing need for high-quality, low-latency geometric inputs. Integrating our SPACE-CLIP module into such frameworks could provide the essential spatial awareness they need to operate more safely and effectively in complex 3D environments. Future work will focus on this integration to investigate whether our geometrically-enhanced state representation translates directly into improved performance on complex manipulation and navigation tasks.

6 Conclusion

In this paper, we introduced SPACE-CLIP, a novel framework that redefines how large-scale vision models can be adapted for dense geometric tasks. We have demonstrated that it is not only possible

but highly effective to extract and interpret latent spatial knowledge directly from a frozen CLIP vision encoder, entirely bypassing the need for textual prompts or costly fine-tuning.

Our core contribution is the Dual-Pathway Decoder, an architecture designed to synergistically fuse high-level semantic information with low-level structural details. The Semantic Pathway, enhanced by FiLM, provides global context, while the Structural Pathway preserves the fine-grained geometry essential for precise predictions. Through extensive experiments and ablation studies on the KITTI dataset, we have validated that this dual-stream approach is critical to achieving a robust understanding of 3D space, leading to a significant performance leap over previous CLIP-based methods.

SPACE-CLIP offers more than just a performance improvement; it presents a new, efficient, and architecturally elegant paradigm for repurposing foundation models. By keeping the massive pre-trained encoder untouched, our approach promotes a more sustainable and accessible methodology for developing advanced AI systems. Looking forward, we believe this direct interpretation strategy holds immense potential for enriching the next generation of embodied AI, such as VLA models, with the critical spatial awareness needed to intelligently interact with the physical world.

Acknowledgment

This work was supported by Institute of Information & communications Technology Planning & Evaluation (IITP) grant funded by the Korea government(MST) (No. RS-2025-25443730, Research and Evaluation Framework for Robotic Artificial General Intelligence with Broad Generalization Capabilities) and the Gachon University research fund of 2024(GCU-202500670001).

References

- [1] A. Radford, J. W. Kim, C. Hallacy, A. Ramesh, G. Goh, S. Agarwal, G. Sastry, A. Askell, P. Mishkin, J. Clark *et al.*, “Learning transferable visual models from natural language supervision,” in *International conference on machine learning*. PmLR, 2021, pp. 8748–8763.
- [2] K. Dhanushkodi, A. Bala, and N. Chaplot, “Single-view depth estimation: Advancing 3d scene interpretation with one lens,” *IEEE Access*, vol. 13, pp. 20 562–20 573, 2025.
- [3] E. Perez, F. Strub, H. De Vries, V. Dumoulin, and A. Courville, “Film: Visual reasoning with a general conditioning layer,” in *Proceedings of the AAAI conference on artificial intelligence*, vol. 32, no. 1, 2018.
- [4] A. Geiger, P. Lenz, C. Stiller, and R. Urtasun, “Vision meets robotics: The kitti dataset,” *International Journal of Robotics Research (IJRR)*, 2013.
- [5] X. Yang, Q. Chang, X. Liu, S. He, and Y. Cui, “Monocular depth estimation based on multi-scale depth map fusion,” *IEEE Access*, vol. 9, pp. 67 696–67 705, 2021.
- [6] H. Fu, M. Gong, C. Wang, K. Batmanghelich, and D. Tao, “Deep ordinal regression network for monocular depth estimation,” in *Proceedings of the IEEE conference on computer vision and pattern recognition*, 2018, pp. 2002–2011.
- [7] S. F. Bhat, I. Alhashim, and P. Wonka, “Adabins: Depth estimation using adaptive bins,” in *Proceedings of the IEEE/CVF Conference on Computer Vision and Pattern Recognition (CVPR)*, June 2021, pp. 4009–4018.
- [8] R. Ranftl, A. Bochkovskiy, and V. Koltun, “Vision transformers for dense prediction,” in *Proceedings of the IEEE/CVF international conference on computer vision*, 2021, pp. 12 179–12 188.

- [9] Z. Li, Z. Chen, X. Liu, and J. Jiang, “Depthformer: Exploiting long-range correlation and local information for accurate monocular depth estimation,” *Machine Intelligence Research*, vol. 20, no. 6, pp. 837–854, 2023.
- [10] W. Chang, Y. Zhang, and Z. Xiong, “Transformer-based monocular depth estimation with attention supervision,” in *BMVC*, vol. 6, 2021, p. 7.
- [11] W. Yuan, X. Gu, Z. Dai, S. Zhu, and P. Tan, “Neural window fully-connected crfs for monocular depth estimation,” in *Proceedings of the IEEE/CVF conference on computer vision and pattern recognition*, 2022, pp. 3916–3925.
- [12] I. Grigore and C.-A. Popa, “Mambadepth: Enhancing long-range dependency for self-supervised fine-structured monocular depth estimation,” *arXiv preprint arXiv:2406.04532*, 2024.
- [13] R. Zhang, Z. Zeng, Z. Guo, and Y. Li, “Can language understand depth?” in *Proceedings of the 30th ACM International Conference on Multimedia*, 2022, pp. 6868–6874.
- [14] D. Auty and K. Mikolajczyk, “Learning to prompt clip for monocular depth estimation: Exploring the limits of human language,” in *Proceedings of the IEEE/CVF International Conference on Computer Vision (ICCV) Workshops*, October 2023, pp. 2039–2047.
- [15] E. Son and S. J. Lee, “Cabins: Clip-based adaptive bins for monocular depth estimation,” in *Proceedings of the IEEE/CVF Conference on Computer Vision and Pattern Recognition*, 2024, pp. 4557–4567.
- [16] X. Hu, C. Zhang, Y. Zhang, B. Hai, K. Yu, and Z. He, “Learning to adapt clip for few-shot monocular depth estimation,” in *Proceedings of the IEEE/CVF Winter Conference on Applications of Computer Vision*, 2024, pp. 5594–5603.
- [17] D. Kim and S. Lee, “Clip can understand depth,” *arXiv preprint arXiv:2402.03251*, 2024.
- [18] F. Khan, S. Hussain, S. Basak, M. Moustafa, and P. Corcoran, “A review of benchmark datasets and training loss functions in neural depth estimation,” *IEEE Access*, vol. 9, pp. 148 479–148 503, 2021.
- [19] A. Sagar, “Monocular depth estimation using multi scale neural network and feature fusion,” in *Proceedings of the IEEE/CVF Winter Conference on Applications of Computer Vision*, 2022, pp. 656–662.
- [20] H. Zhao, O. Gallo, I. Frosio, and J. Kautz, “Loss functions for neural networks for image processing,” *arXiv preprint arXiv:1511.08861*, 2015.
- [21] A. Dosovitskiy, L. Beyer, A. Kolesnikov, D. Weissenborn, X. Zhai, T. Unterthiner, M. Dehghani, M. Minderer, G. Heigold, S. Gelly *et al.*, “An image is worth 16x16 words: Transformers for image recognition at scale,” *arXiv preprint arXiv:2010.11929*, 2020.
- [22] P. K. Nathan Silberman, Derek Hoiem and R. Fergus, “Indoor segmentation and support inference from rgb-d images,” in *ECCV*, 2012.
- [23] M. Oquab, T. Darcet, T. Moutakanni, H. Vo, M. Szafraniec, V. Khalidov, P. Fernandez, D. Haziza, F. Massa, A. El-Nouby *et al.*, “Dinov2: Learning robust visual features without supervision,” *arXiv preprint arXiv:2304.07193*, 2023.
- [24] C. Chi, Z. Xu, S. Feng, E. Cousineau, Y. Du, B. Burchfiel, R. Tedrake, and S. Song, “Diffusion policy: Visuomotor policy learning via action diffusion,” *The International Journal of Robotics Research*, p. 02783649241273668, 2023.

- [25] J. Liu, M. Liu, Z. Wang, L. Lee, K. Zhou, P. An, S. Yang, R. Zhang, Y. Guo, and S. Zhang, “Robomamba: Multimodal state space model for efficient robot reasoning and manipulation,” *arXiv preprint arXiv:2406.04339*, 2024.
- [26] J. Koo, T. Cho, H. Kang, E. Pyo, T. G. Oh, T. Kim, and A. J. Choi, “Retovla: Reusing register tokens for spatial reasoning in vision-language-action models,” 2025. [Online]. Available: <https://arxiv.org/abs/2509.21243>