

CoT-Seg: Rethinking Segmentation with Chain-of-Thought Reasoning and Self-Correction

Shiu-hong Kao^{1,†} Chak Ho Huang^{1,†} Huaqian Liu^{1,†} Yu-Wing Tai² Chi-Keung Tang¹

¹The Hong Kong University of Science and Technology, ²Dartmouth College

[†]Equal contribution

Abstract

Existing works of reasoning segmentation often fall short in complex cases, particularly when addressing complicated queries and out-of-domain images. Inspired by the chain-of-thought reasoning, where harder problems require longer thinking steps/time, this paper aims to explore a system that can think step-by-step, look up information if needed, generate results, self-evaluate its own results, and refine the results, in the same way humans approach harder questions. We introduce **CoT-Seg**, a training-free framework that rethinks reasoning segmentation by combining **chain-of-thought reasoning** with **self-correction**. Instead of fine-tuning, CoT-Seg leverages the inherent reasoning ability of pre-trained MLLMs (e.g., GPT-4o) to decompose queries into meta-instructions, extract fine-grained semantics from images, and identify target objects even under implicit or complex prompts. Moreover, CoT-Seg incorporates a self-correction stage: the model evaluates its own segmentation against the original query and reasoning trace, identifies mismatches, and iteratively refines the mask. This tight integration of reasoning and correction significantly improves reliability and robustness, especially in ambiguous or error-prone cases. Furthermore, our CoT-Seg framework allows easy incorporation of retrieval-augmented reasoning, enabling the system to access external knowledge when the input lacks sufficient information. To showcase CoT-Seg’s ability to handle very challenging cases, we introduce a new dataset REASONSEG-HARD. Our results highlight that combining chain-of-thought reasoning, self-correction, offers a powerful paradigm for vision language integration driven segmentation. Our project website is available at <https://danielshkao.github.io/cot-seg.html>.

1. Introduction

Reasoning segmentation represents a promising step toward vision-language integration, where a system generates a segmentation mask from complex and often implicit language queries. Recent progress has been driven by fine-tuning Multimodal Large Language Models (MLLMs), such as LISA [21], Seg-Zero [28] and Vision Reasoner [29], to produce segmentation outputs. Despite their success, these methods struggle with cases that require nuanced reasoning, domain knowledge, or contextual inference which are the major challenges that humans naturally handle.

Consider the examples in Figures 1–4. Locating the first-chair violinist requires knowledge of orchestra seating arrangements, not just visual similarity. Differentiating surfers by posture demands reasoning about dynamic body positions. Selecting the correct gym equipment for bicep training requires understanding functional affordances. Identifying unracked dumbbells requires contextual analysis of their relation to the rack.

How can we approach robust reasoning segmentation? To improve the segmentation quality, existing work mainly focus on the techniques to connect MLLM with vision foundation model, e.g. LISA introduces a new [SEG] token in MLLM vocabulary to extract segmentation-based features, Seg-Zero utilizes reinforcement learning to finetune MLLM for point and bounding box outputs. However, generating difficult mask from implicit text in one pass is even challenging for human beings. We rethink the task, aiming to explore a system capable of approaching the prediction step-by-step. This system allows the model to address harder problems with longer reasoning steps/time. To achieve this, we aim to propose a coherent mechanism to analyze implicit semantics in depth, evaluate its own predictions, and refine its own mistakes.

In this work, we introduce **CoT-Seg**, a training-free framework that revisits reasoning segmentation by integrating *chain-of-thought (CoT) reasoning* with a dedicated

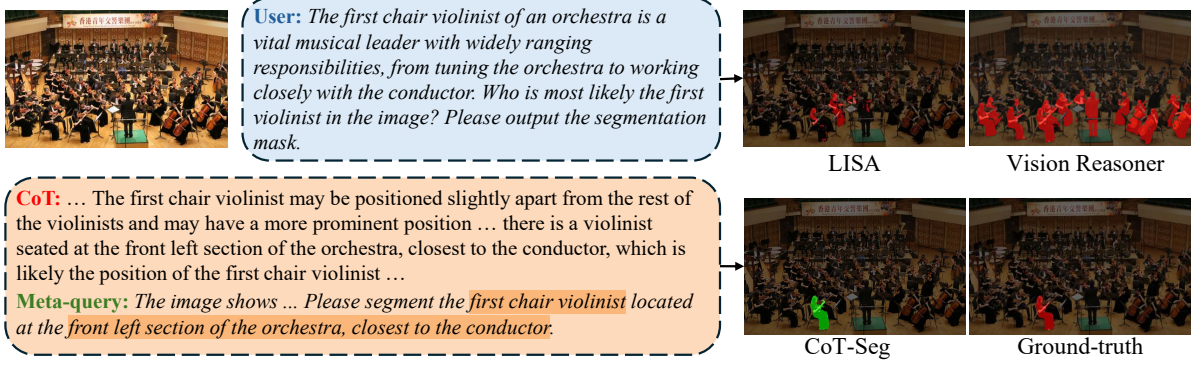


Figure 1. Finding the first violinist (concertmaster) is challenging among similar-looking musicians. CoT-Seg reasons that they sit to the conductor’s left and generates a meta-query with relevant *spatial* information, enabling more accurate segmentation than LISA and Vision Reasoner (No self-correction was needed).

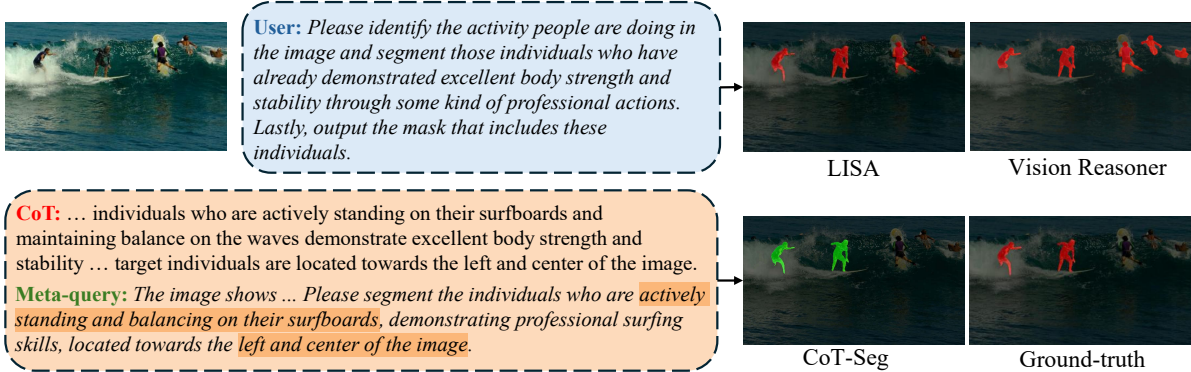


Figure 2. CoT-Seg reasons about the user’s query to segment surfers in the correct *pose*, capturing only those who have popped up and are riding waves, unlike LISA and Vision Reasoner (No self-correction was needed).

self-correction mechanism. Although CoT has been used in other reasoning tasks, to the best of our knowledge it has not been explored for reasoning-driven segmentation, where the system must jointly interpret linguistic instructions, visual context, and object relationships. Designing a CoT workflow in this setting is non-trivial, since the reasoning must both decompose the query and reveal the semantic structure required for spatially grounded segmentation. CoT-Seg leverages the latent reasoning capability of pre-trained MLLMs (e.g., GPT-4o) to convert queries into meta-instructions, extract fine-grained semantics, and generate initial segmentation maps, all without additional training. Crucially, CoT-Seg introduces a self-correction stage: the model checks its predictions against the query and reasoning trace, detects inconsistencies, and refines the results through automatically generated meta-queries. This closed-loop design enables the system not only to reason about segmentation but also to critique and repair its outputs, showing that CoT becomes genuinely impactful when adapted to the challenges of reasoning-based segmentation.

Furthermore, we extend CoT-Seg with *retrieval-augmented reasoning*. When the query and image lack sufficient information, CoT-Seg calls an external agent to retrieve relevant knowledge from the web, integrating it into

the reasoning process. This augmentation further strengthens its ability to tackle ambiguous or knowledge-intensive cases.

Through extensive experiments on ReasonSeg [21], we demonstrate that CoT-Seg outperforms existing methods while requiring no additional training. To examine our work in extremely difficult cases, we also propose a new reasoning segmentation benchmark called REASONSEG-HARD, where CoT-Seg showcases additional improvements against state of the arts. Our results show that integrating CoT reasoning, self-correction, and retrieval augmentation provides a powerful paradigm for advancing reasoning-driven segmentation toward human-level reliability.

2. Related Work

Image Segmentation and Reasoning Segmentation. Image segmentation has evolved from early graphical-model-based methods, such as Conditional Random Fields (CRFs) [2, 20] and region growing [5], to deep learning approaches that utilize encoder-decoder architectures [1], dilated convolutions [43], pyramid pooling [47], and non-local operators [27]. Instance segmentation [4, 11] and panoptic segmentation [3, 16] further pushed the boundary to finer-grained understanding.

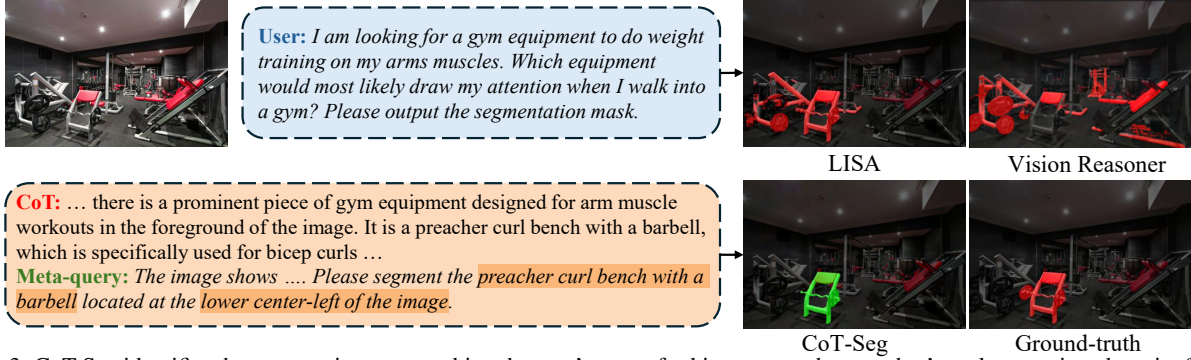


Figure 3. CoT-Seg identifies the gym equipment matching the user’s query for biceps, e.g., the preacher’s curl, reasoning about its *function* without any training (Self-correction was needed).

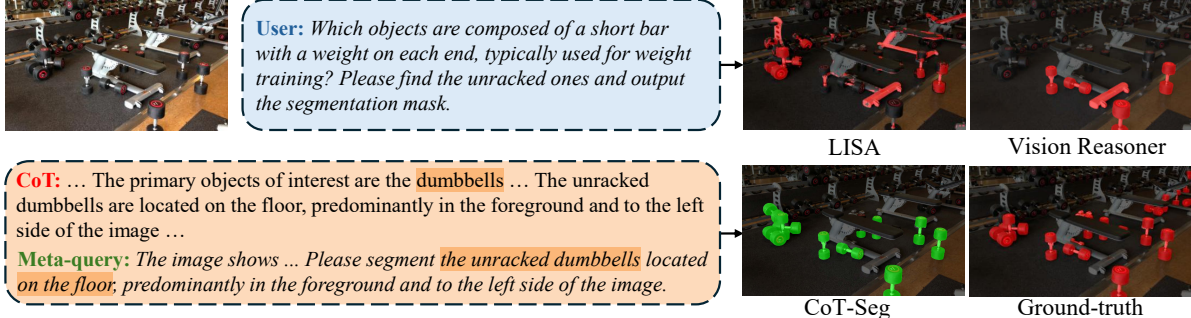


Figure 4. CoT-Seg reasons about the arrangement of dumbbells to segment those that are *unracked*, a more challenging task than simple detection (No self-correction was needed).

The emergence of foundation models for segmentation, especially the Segment Anything Model (SAM) [17], has revolutionized the field. By training on billions of masks and images, SAM enables promptable, zero-shot segmentation with multimodal inputs like points or bounding boxes. Leveraging SAM with Multimodal Large Language Models (MLLMs) has led to a new line of works on reasoning segmentation [9, 22, 40, 42, 44]. These approaches generate segmentation masks conditioned on implicit or complex textual queries. However, combining MLLMs with SAM directly often fails in challenging scenarios, such as queries requiring domain knowledge, occluded objects, or intricate structures. In contrast, our work shows that *integrating chain-of-thought reasoning and self-correction* can substantially enhance robustness and accuracy in these difficult cases.

Chain-of-Thought Reasoning in LLMs and MLLMs. Chain-of-Thought (CoT) reasoning improves reasoning performance in large language models by decomposing complex tasks into intermediate steps [18, 32, 37, 39, 45]. While CoT has been extensively explored in text-only LLMs, its integration into Multimodal LLMs (MLLMs) is more challenging. Existing approaches often rely on fine-tuning MLLMs with multimodal CoT datasets [30, 34, 46] or introducing intermediate representations like graphs [33] or code [36], which limit accessibility and scalability.

Recent works highlight the potential of *test-time CoT*

reasoning in pre-trained LLMs [35] and its applications in visual reasoning [8, 24], robotics [12], and multimodal planning [42]. Inspired by these trends, our framework leverages carefully designed CoT prompts in a *training-free manner*, enabling MLLMs to reason over images and textual queries, evaluate initial segmentation outputs, and self-correct without additional training.

Self-Correction and Retrieval-Augmented Reasoning. While CoT provides step-by-step reasoning, errors in initial predictions can propagate if unchecked. Recent studies in reasoning with feedback [10, 48] demonstrate that self-evaluation and iterative refinement improve accuracy. Our method explicitly incorporates a *self-correction loop* for reasoning segmentation, allowing the model to detect inconsistencies and refine segmentation masks.

Furthermore, retrieval-augmented reasoning [19, 23] has shown that external knowledge can enhance reasoning when input information is incomplete. CoT-Seg integrates retrieval mechanisms to access relevant knowledge at test time, enabling more robust segmentation under ambiguous or knowledge-intensive queries.

Overall, our work is positioned at the intersection of *reasoning segmentation, CoT-enabled MLLMs, self-correction, and retrieval augmentation*, combining these advances into a unified, training-free framework that achieves state-of-the-art performance in complex vision-language tasks.

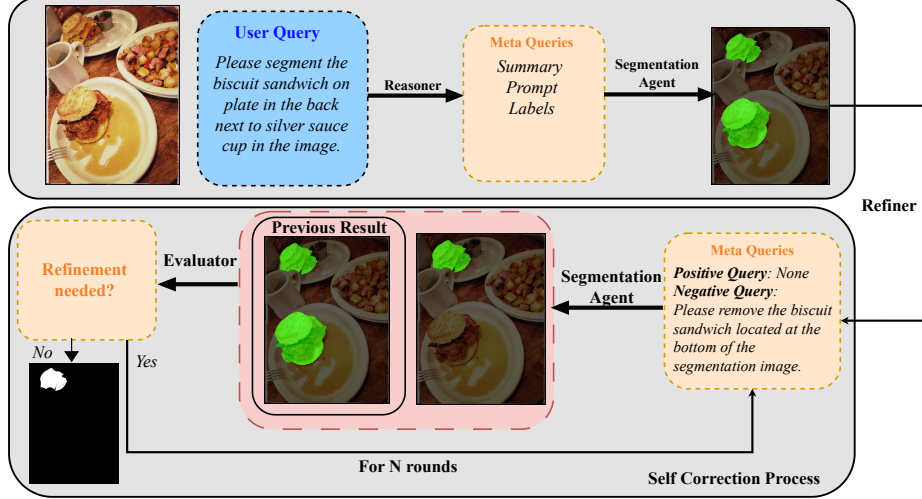


Figure 5. **Overview of CoT-Seg.** The pre-trained MLLM Reasoner generates a chain-of-thought (CoT) over the input image and query, producing an explicit meta-query that translates complex, implicit instructions into clear segmentation guidance. The Segmentation Agent predicts the initial mask, which is then optionally refined by the iterative refinement pipeline. The first-turn mask and original image are examined by the MLLM Evaluator which evaluates the mask and decide if any refinement is necessary. If it does require refinement, then it is passed onto the MLLM Refiner which produces two queries to correct for false positives and negatives. These queries are used inline with the segmentation agent to produce a refined mask for the next iteration of refinement.

3. Method

Given an image $I \in \mathbb{R}^{3 \times H \times W}$ and a textual query q , reasoning segmentation aims to predict a binary mask M corresponding to the object(s) referred by q . CoT-Seg achieves this by combining chain-of-thought reasoning, self-correction, and optional retrieval-augmented reasoning in a multi-agentic framework. The system consists of three collaborating agents: the MLLM *Reasoner*, the *Segmentation Agent*, and the *Evaluator*.

Figure 5 gives an overview of CoT-Seg, where the Reasoner analyzes the image and query using a chain-of-thought (CoT) process, generating an explicit meta-query that guides the Segmentation Agent. The Segmentation Agent produces an initial mask using the meta-query and its supported input types, such as text, points, bounding boxes, or scribbles. The Evaluator then analyzes the predicted mask in combination with the original query and image, identifying errors and synthesizing refinement meta-queries for self-correction.

3.1. MLLM Reasoner

The Reasoner \mathcal{R} performs step-by-step chain-of-thought (CoT) reasoning to identify the target object(s) in the image. To achieve this, \mathcal{R} utilizes a series of *Question Proposers* that generate questions progressively from coarse to fine. Initially, coarse questions capture high-level scene context and object categories. Based on the answers, subsequent proposers generate finer-grained questions to localize the target objects, reasoning over attributes such as position, size, and relationships with other objects. This iterative process continues until sufficient information is collected to

precisely identify the target or until it reaches max number of rounds.

Formally, each question-answer pair is generated autoregressively:

$$(Q_k, A_k) = \mathcal{R}(I, q, Q_{<k}, A_{<k}, \text{SegmentorCapabilities})$$

$$k = 1, \dots, n \quad (1)$$

where SegmentorCapabilities is defined as a textual description that informs the Reasoner of which input types the Segmentation Agent supports (e.g., text, points, bounding boxes, scribbles).

After completing all CoT steps, the Reasoner summarizes the collected information into a structured *meta-query* \tilde{q}_m , which is compatible with the Segmentation Agent aligning with SegmentorCapabilities. For non-textual inputs, such as points or scribbles, the meta-query is encoded in a JSON format specifying the input type, coordinates, and spatial attributes:

$$\tilde{q}_m = \mathcal{R}_{\text{summarize}}(\{Q_k, A_k\}_{k=1}^n, \text{SegmentorCapabilities}). \quad (2)$$

This structured meta-query is then passed to the Segmentation Agent to produce the initial mask, and subsequently to the Evaluator for self-correction if necessary. By combining coarse-to-fine question proposing with explicit summarization, the Reasoner ensures precise target localization and effective guidance for zero-shot segmentation.

3.2. Reasoning Segmentation Agent

The Segmentation Agent \mathcal{A} predicts masks based on the meta-query \tilde{q}_m and its supported input types. It consists of a frozen vision encoder E , a mask decoder \mathcal{D} , and a vision-language model \mathcal{F} for multimodal encoding e.g., [21, 50]. The predicted mask is:

$$\hat{M} = \mathcal{A}(I, \tilde{q}_m) = \mathcal{D}(\mathcal{F}(I, \tilde{q}_m), E(I)). \quad (3)$$

By explicitly describing the segmentor’s input capabilities, both the Reasoner and Evaluator can adapt their CoT reasoning. If the segmentation agent cannot support a requested input type, the method may fail, highlighting the dependency on the segmentor’s flexibility. This design ensures that the meta-query generated by the Reasoner is always compatible with the segmentor.

3.3. Evaluator and Self-Correction

The Evaluator \mathcal{J} assesses the quality of the mask generated by the Segmentation Agent and guides iterative refinement. It receives the original image I , the user query q , the predicted mask \hat{M} , and the SegmentorCapabilities as inputs. The Evaluator performs a chain-of-thought (CoT) reasoning process, similar to the Reasoner, to check whether the mask correctly covers the target objects and respects spatial and semantic constraints.

If refinement is needed, the Evaluator generates two types of meta-queries in a structured JSON format: \tilde{q}_P for false negatives and \tilde{q}_N for false positives. These queries specify the type of correction, spatial coordinates, and other relevant control signals compatible with the Segmentation Agent. The segment agent then outputs binary positive/negative masks s_P/s_N which is then added/subtracted to the original segmentation. Formally, the refinement process is:

$$S = \mathcal{J}_{\text{assess}}(I, \hat{M}, q, \text{SegmentorCapabilities}), \quad (4)$$

$$(\tilde{q}_P, \tilde{q}_N) = \mathcal{J}_{\text{refine}}(I, \hat{M}, q, S, \text{SegmentorCapabilities}), \quad (5)$$

$$s_P = \mathcal{A}(I, \tilde{q}_P), \quad s_N = \mathcal{A}(I, \tilde{q}_N), \quad (6)$$

$$s' = s + s_P - s_N, \quad (7)$$

$$\hat{M}' = \{(i, j) \mid s'_{i,j} > 0\} \quad (8)$$

where s implies the prediction score output by the segmentor, satisfying $\hat{M} = \{s_{i,j} \mid s_{i,j} > \text{threshold}\}$. This iterative self-correction loop continues until $S = 0$ (Correct Segmentation) or a maximum number of refinement rounds is reached. By using structured JSON communication, the Evaluator ensures compatibility with diverse Segmentation Agents and input modalities, enabling robust zero-shot segmentation with automated error correction. To ensure that \hat{M}' does not get worse than \hat{M} , which may also happen to

humans after several refinement turns, \mathcal{J} will make a judgment whether to revert back to the previous segmentation \hat{M} as the chosen segmentation.

3.4. Multimodal Input Control

CoT-Seg supports diverse image-based controls in addition to textual queries, including points, bounding boxes, scribbles, and highlighted regions. The Reasoner \mathcal{R} is aware of the Segmentation Agent’s capabilities through the SegmentorCapabilities input. For non-textual inputs, it encodes the meta-query in JSON format specifying input type, coordinates, and spatial attributes. This allows both the Reasoner and Evaluator to generate compatible guidance and refinement instructions.

Given an image I and a control image I_{ann} , the Reasoner generates step-by-step CoT reasoning to interpret annotated regions and produce a meta-query \tilde{q}_m :

$$\tilde{q}_m = \mathcal{R}_{\text{summarize}}(\{Q_k, A_k\}_{k=1}^n, \text{SegmentorCapabilities}, I_{ann}) \quad (9)$$

which is then passed to the Segmentation Agent to produce the mask $\hat{M} = \mathcal{A}(I, \tilde{q}_m)$. The Evaluator can further refine the output via self-correction if necessary, using the same JSON format for multimodal control information.

3.5. Retrieval-Augmented Reasoning

In cases where the input image and query do not provide sufficient information, CoT-Seg can augment the Reasoner with an external retrieval step. Specifically, a Retrieval Agent is invoked to search for relevant information from the web or a knowledge database, which is then incorporated into the chain-of-thought reasoning.

The Retrieval Agent searches for information about the person, such as reference images or textual descriptions, and provides these as additional inputs to the Reasoner. The Reasoner then integrates the retrieved knowledge into its CoT reasoning to generate a meta-query, e.g., specifying appearances, coloring, unique clothing, pose, or contextual cues, which guides the Segmentation Agent to correctly segment the target. This mechanism allows CoT-Seg to handle queries that require external or domain-specific knowledge, extending its reasoning capabilities beyond the information present in the original input.

4. Experiments

4.1. Experimental Setup

In our quantitative examples, we mainly focus on the ReasonSeg [21] dataset where reasoning segmentation is necessary compared to RefCOCO [14] where the queries are explicit and purposed for referring segmentation. However, ReasonSeg contains some imperfections, some prompts do not require deep reasoning (eg. "the tennis player"), while

other prompts do not make sense (eg. "During a brainstorming event, it is common to record and present ideas on what object is the whiteboard in the room?").

Given more recent and significant advancement in reasoning segmentation, a dataset update is due and necessary, which should contain more difficult cases such as closely connected objects and multiple objects similar to the object of interest, with implicit queries requiring complex reasoning to understand for challenging segmentation task. Thus, in this paper, we propose REASONSEG-HARD, a new evaluation dataset for stress testing reasoning segmentation. Specifically, we constructed a dataset with 213 image-query pairs consisting of 75 images and their respective queries sampled from ReasonSeg Test Split. We sample query-image pairs that either require deeper and more thorough reasoning to identify object(s) of interest, or queries including complex objects inherently difficult to segment due to size, transparency or surroundings. Refer to Appendix [Appendix E](#) for data examples and additional details. We compare CoT-Seg against state-of-the-art reasoning segmentation methods including LISA [21], GSVA [40], Vision Reasoner [29].

As our method is training-free, we emphasize zero-shot evaluation to highlight the effectiveness of inference-time reasoning and self-correction. Performance is measured by Generalized Intersection-over-Union (gIoU) and Complete Intersection-over-Union (cIoU).

4.2. Implementation Details

For the reasoner and valuator modules, we use GPT-4o [13] and Vision-Reasoner-7B [29] as the segmentation agent unless otherwise stated, with system prompts tailored for CoT reasoning, summarization, and self-correction. The chain-of-thought reasoning length is adaptively determined by the Reasoner, typically converging within 4–8 steps. The Segmentation Agent is instantiated with Vision-Reasoner-7B [29] with SAM-HQ [15] by default, though we also test compatibility with other SAM-based variants [17]. Structured communication between Reasoner, Evaluator, and Segmentation Agent is implemented in JSON format to handle multimodal control inputs and to ensure capability alignment.

For cases that need further domain information, the user can enable retrieval-augmented reasoning. We employ a lightweight agent that queries the web using entity names or context keywords extracted by the Reasoner. Retrieved data is passed back as either text descriptions or reference images to the MLLM agent during the CoT process. This experiment shows CoT’s ability to incorporate RAG, which leverages the capabilities of MLLM for segmentation purposes and shows the potential in vision-language integration. To ensure reproducibility, most experiments are ran on an NVIDIA 4090 GPU with 24GB memory, although the

Table 1. Reasoning segmentation evaluation with complex and implicit queries on our REASONSEG-HARD dataset. † is produced with the official released weights with 8-bit quantization.

Method	gIoU	cIoU
LISA-13B-Llama2† [21]	38.0	41.1
GSVA-7B [40]	40.9	37.8
Vision-Reasoner-7B [29]	49.1	48.1
SegZero-7B [28]	44.0	52.6
CoT-Seg	<u>56.7</u>	<u>54.4</u>
CoT-Seg with self-correction	58.6	57.4

Table 2. Quantitative evaluation on the test set of *ReasonSeg* [21]. (ft) means finetuning on the train set. † is reproduced with the official released weights with 8-bit quantization.

Method	ReasonSeg (overall)	
	gIoU	cIoU
OVSeg [25]	26.1	20.1
GRES [26]	21.3	22.0
X-Decoder [49]	21.7	16.3
SEEM [50]	24.3	18.7
Seg-Zero-7B [28]	57.5	52.0
Vision-Reasoner-7B [29]	63.6	-
LISA-13B [21]	44.8	45.8
LISA-13B-Llama2 (ft)† [21]	50.0	51.9
LISA-13B-LLaVA1.5 (ft) [21]	61.3	62.2
CoT-Seg	<u>66.0</u>	58.8
CoT-Seg with self correction	66.7	<u>60.4</u>

majority of reasoning computation using GPT-4o occurs in the cloud-hosted LLM. (Qwen and Gemma 3 experiments were ran on 2 and 3 NVIDIA 4090 GPUs.

4.3. Qualitative Evaluation

We presented earlier qualitative comparisons in Figures 1–4. More results in Figures 6–7 demonstrate how CoT-Seg progressively reasons about challenging queries and refines initial segmentation masks, demonstrating CoT-Seg’s unique capabilities in: 1) resolving implicit queries with multi-step reasoning; 2) correcting masks with fine-grained self-correction (e.g., In Figure 6, removing false positives such as ice cream in row 1 and recovering missed objects in row 2); and 3) retrieval-augmented reasoning for segmenting uncommon entities, such as identifying a new animal species (Figure 7) by integrating retrieved textual and visual cues. These results show that CoT-Seg achieves higher robustness in complex reasoning cases compared to prior methods that rely solely on direct prompt-to-mask predictions.

4.4. Quantitative Evaluation

We focus on reasoning segmentation tasks for our analysis: Tables 1 and 2 summarize quantitative comparisons across benchmarks. CoT-Seg achieves SOTA or competitive results in both benchmarks, with the most improvements on REASONSEG-HARD, where high-level reasoning and do-




Figure 6. Queries for each row are: 1. A fruit salad is a refreshing and delicious dessert that often consists of a variety of fruits mixed together. What object in the picture could be used to hold and serve such a dessert? 2. Please segment leafy sea dragons in this image. 3. What is the object that the person in the picture is holding onto while walking his dog?

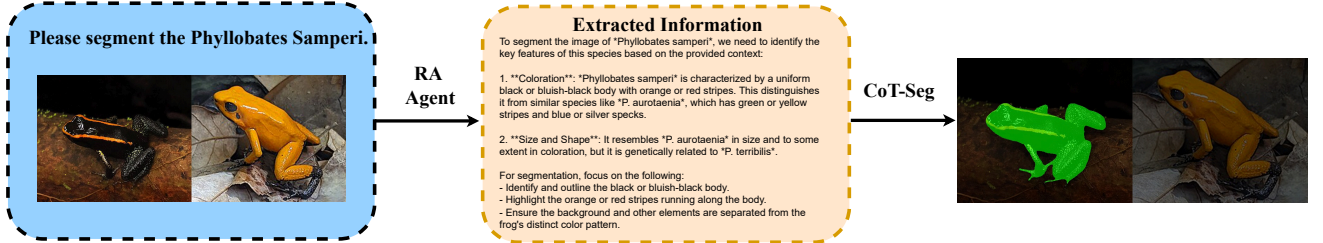


Figure 7. A recently discovered species of frog unrecognizable to GPT-4o. With retrieval augmented (RA) reasoning CoT-Seg was able to segment the frog based on its appearance descriptions from the retrieval agent.

Table 3. Ablation study of CoT on REASONSEG-HARD

CoT Length	ReasonSeg-Hard gIoU	cIoU
Seg without CoT	51.5	53.5
CoT-Seg with no auto-correction	56.7	54.4
CoT-Seg with 1 round of auto-correction	58.6	57.4
CoT-Seg with 2 round of auto-correction	58.4	57.3

main knowledge are essential, while producing improved results after self-correction.

4.5. Ablation Studies

Impact of Self-Correction and CoT Table 2 and 3 compare performance with and without the refinement module, showing how refinement improves robustness in ambiguous or cluttered scenes. Qualitative examples are shown in Figure 6. Through refinement, CoT-Seg is capable of correcting for the missed object in the first turn results. We discovered that most of the time one round of auto-correction is enough and further correction rounds have not much effect.

Additionally, Table 3 studies the effect of CoT on seg-

Table 4. Referring expression segmentation results on Ref-COCO [14]. The cIoU metrics for each split are reported.

Method	Val.	Test-A	Test-B
MCN [31]	62.4	64.2	59.7
VLT [6]	67.5	70.5	65.2
CRIS [38]	70.5	73.2	66.1
LAVT [41]	72.7	75.8	68.8
LISA-7B (fine-tuned on ReferSeg) [22]	74.9	79.1	72.3
Seg-Zero 7B [28]	—	80.3	—
GSVA-7B (ft) [40]	77.2	78.9	73.5
CoT-Seg	<u>76.3</u>	<u>80.9</u>	<u>72.7</u>
CoT-Seg with self-correction	77.2	80.9	73.8

mentation. For segmentation without CoT, we modified our prompt for the MLLM so that the MLLM directly outputs the query naming the object to segment instead of going through the CoT query and answer process. The result shows that CoT improves the segmentation accuracy.

Easier General Benchmark We examine CoT-Seg with RefCOCO as an easier benchmark in Table 4. In com-

Table 5. CoT length experiment on REASONSEG-HARD

CoT Length	ReasonSeg-Hard	
	gIoU	cIoU
CoT-Seg with self-correction using CoT length 2	53.9	48.6
CoT-Seg with self-correction using CoT length 4	50.4	58.8
CoT-Seg with self-correction using CoT length 8	52.9	51.7
CoT-Seg with self-correction using CoT variational length	58.6	57.4

Table 6. Segmentor experiment without self-correction REASONSEG-HARD

Segmentor	ReasonSeg-Hard	
	gIoU	cIoU
CoT-Seg with Vision-Reasoner-7B + SAM-HQ	56.7	54.4
CoT-Seg with LISA	45.3	49.7
CoT-Seg with SegZero-7B	44.1	56.4

parison with *ReasonSeg* and REASONSEG-HARD, where CoT-Seg significantly outperforms existing baselines, the improvement in RefCOCO is rather marginal. We attribute this result to the difficulty of benchmarks, where fewer examples in RefCOCO require long thinking process. In contrast, we achieve more significant improvements when processing more challenging data.

Effect of Chain-of-Thought Length We vary the number of reasoning steps (e.g., 2, 4, 8) to study the tradeoff between reasoning depth and segmentation quality. Table 5 tabulates the results where all of the experiments use a maximum of two rounds of refinements for self-correction running on REASONSEG-HARD. The results show that the length of chain of thoughts is not critical to performance, with a length of 4 producing the best score among the tested fixed lengths. Fixed CoT length is outperformed by variational length(averaging gIoU and cIoU) determined by the MLLM. The results indicates that two reasoning steps usually suffice while overthinking with too many steps may lower the accuracy, with varying lengths depending on the input results in the best accuracy.

Segmentor Compatibility In our quantitative experiments, the Segmentation Agent can use different segmentation backbones. We analyze how their capabilities affect downstream performance. Table 6 tabulates the results, highlighting the importance of segmentor capability descriptions in guiding Reasoner and Segmentator collaboration.

MLLM Agent Variants We evaluate CoT-Seg with different MLLM backbones, such as GPT-4o, Gemma 3 12b, and Qwen2.5-VL-7B on REASONSEG-HARD with maximum of 2 rounds of refinement. Table 7 tabulates the results, which reveal how reasoning depth, hallucination tendency, and multimodal grounding influence segmentation quality and stability, showing the tradeoffs between proprietary and open-source models in reasoning-driven segmentation. For earlier VL models such as Qwen2.5, when given two segmentations, they cannot determine which one is bet-

Table 7. Different MLLM experiments on REASONSEG-HARD

CoT with different MLLMs	ReasonSeg-Hard	
	gIoU	cIoU
CoT-Seg with self-correction using GPT-4o	58.6	57.4
CoT-Seg with self-correction using Gemma 3-12B	49.8	54.5
CoT-Seg with self-correction using Qwen2.5-VL-7B	42.4	51.2




Figure 8. Multimodal inputs. CoT-Seg supports diverse control types, such as scribble, bounding box, and point, allowing users to easily interact with.

Table 8. Inference time (In seconds)

CoT Length	ReasonSeg-Hard 1 Image-Query Pair
LISA-13B [21]	1.26
GSVA	3.03
Vision Reasoner [29]	4.31
CoT-Seg without need of self correction	37.846
CoT-Seg with 2 rounds of self correction	83.386
CoT-Seg (Avg)	67.077

ter so they can only fulfill the CoT part and not the auto-correction part of our framework.

Multimodal Input Control Our framework can be used for multiple kinds of input including but not limited to bounding box, point, and scribble annotations, demonstrating the flexibility of JSON-based multimodal reasoning and how CoT and auto-correction works for all general reasoning strategies, shown in Figure 8. CoT works especially well on improving segmentation based on rough human input, providing important text info for the segmentation agent.

Limitation: Inference Overhead Table 8 shows the inference overhead of CoT-Seg compared to other models. CoT-Seg (Avg) is the average inference time on the REASONSEG-HARD dataset (some image-query pairs require auto correction while others do not). In our quantitative experiments, CoT-Seg has significant overhead due to GPT online API calls, trading time for higher accuracy.

5. Conclusion

We introduced **CoT-Seg**, a zero-shot framework that rethinks reasoning segmentation by integrating chain-of-thought reasoning and self-correction with off-the-shelf MLLMs and segmentation agents. Our method enables step-by-step reasoning to synthesize meta-queries, collaborative evaluation for refinement, and retrieval-augmented reasoning for knowledge gaps. We have also proposed a new dataset ReasonSeg-Hard to test the effects of CoT on difficult scenarios. This work highlights the untapped potential of inference-time reasoning and self-correction in bridging

vision-language understanding with precise segmentation.

References

- [1] Vijay Badrinarayanan, Alex Kendall, and Roberto Cipolla. Segnet: A deep convolutional encoder-decoder architecture for image segmentation. *IEEE transactions on pattern analysis and machine intelligence*, 39(12):2481–2495, 2017. 2
- [2] Liang-Chieh Chen, George Papandreou, Iasonas Kokkinos, Kevin Murphy, and Alan L Yuille. Deeplab: Semantic image segmentation with deep convolutional nets, atrous convolution, and fully connected crfs. *IEEE transactions on pattern analysis and machine intelligence*, 40(4):834–848, 2017. 2
- [3] Bowen Cheng, Maxwell D Collins, Yukun Zhu, Ting Liu, Thomas S Huang, Hartwig Adam, and Liang-Chieh Chen. Panoptic-deeplab: A simple, strong, and fast baseline for bottom-up panoptic segmentation. In *Proceedings of the IEEE/CVF conference on computer vision and pattern recognition*, pages 12475–12485, 2020. 2
- [4] Bowen Cheng, Ishan Misra, Alexander G Schwing, Alexander Kirillov, and Rohit Girdhar. Masked-attention mask transformer for universal image segmentation. In *Proceedings of the IEEE/CVF conference on computer vision and pattern recognition*, pages 1290–1299, 2022. 2
- [5] Philippe Ambrozio Dias and Henry Medeiros. Semantic segmentation refinement by monte carlo region growing of high confidence detections. In *Computer Vision-ACCV 2018: 14th Asian Conference on Computer Vision, Perth, Australia, December 2–6, 2018, Revised Selected Papers, Part II 14*, pages 131–146. Springer, 2019. 2
- [6] Henghui Ding, Chang Liu, Suchen Wang, and Xudong Jiang. Vision-language transformer and query generation for referring segmentation. In *Proceedings of the IEEE/CVF international conference on computer vision*, pages 16321–16330, 2021. 7
- [7] Deng-Ping Fan, Ge-Peng Ji, Guolei Sun, Ming-Ming Cheng, Jianbing Shen, and Ling Shao. Camouflaged object detection. In *Proceedings of the IEEE/CVF conference on computer vision and pattern recognition*, pages 2777–2787, 2020. 13
- [8] Jiaxian Guo, Junnan Li, Dongxu Li, Anthony Meng Huat Tiong, Boyang Li, Dacheng Tao, and Steven CH Hoi. From images to textual prompts: Zero-shot vqa with frozen large language models. *arXiv preprint arXiv:2212.10846*, 2022. 3
- [9] Junwen He, Yifan Wang, Lijun Wang, Huchuan Lu, Jun-Yan He, Jin-Peng Lan, Bin Luo, and Xuansong Xie. Multi-modal instruction tuned llms with fine-grained visual perception. In *Proceedings of the IEEE/CVF conference on computer vision and pattern recognition*, pages 13980–13990, 2024. 3
- [10] Jiayi He, Hehai Lin, Qingyun Wang, Yi Fung, and Heng Ji. Self-correction is more than refinement: A learning framework for visual and language reasoning tasks. *arXiv preprint arXiv:2410.04055*, 2025. 3
- [11] Kaiming He, Georgia Gkioxari, Piotr Dollár, and Ross Girshick. Mask r-cnn. In *Proceedings of the IEEE international conference on computer vision*, pages 2961–2969, 2017. 2
- [12] Yingdong Hu, Fanqi Lin, Tong Zhang, Li Yi, and Yang Gao. Look before you leap: Unveiling the power of gpt-4v in robotic vision-language planning. *arXiv preprint arXiv:2311.17842*, 2023. 3
- [13] Aaron Hurst, Adam Lerer, Adam P Goucher, Adam Perelman, Aditya Ramesh, Aidan Clark, AJ Ostrow, Akila Welihinda, Alan Hayes, Alec Radford, et al. Gpt-4o system card. *arXiv preprint arXiv:2410.21276*, 2024. 6
- [14] Sahar Kazemzadeh, Vicente Ordonez, Mark Matten, and Tamara Berg. Referitgame: Referring to objects in photographs of natural scenes. In *Proceedings of the 2014 conference on empirical methods in natural language processing (EMNLP)*, pages 787–798, 2014. 5, 7
- [15] Lei Ke, Mingqiao Ye, Martin Danelljan, Yifan liu, Yu-Wing Tai, Chi-Keung Tang, and Fisher Yu. Segment anything in high quality. In *Advances in Neural Information Processing Systems*, pages 29914–29934. Curran Associates, Inc., 2023. 6
- [16] Alexander Kirillov, Kaiming He, Ross Girshick, Carsten Rother, and Piotr Dollár. Panoptic segmentation. In *Proceedings of the IEEE/CVF conference on computer vision and pattern recognition*, pages 9404–9413, 2019. 2
- [17] Alexander Kirillov, Eric Mintun, Nikhila Ravi, Hanzi Mao, Chloe Rolland, Laura Gustafson, Tete Xiao, Spencer Whitehead, Alexander C Berg, Wan-Yen Lo, et al. Segment anything. In *Proceedings of the IEEE/CVF international conference on computer vision*, pages 4015–4026, 2023. 3, 6
- [18] Takeshi Kojima, Shixiang Shane Gu, Machel Reid, Yutaka Matsuo, and Yusuke Iwasawa. Large language models are zero-shot reasoners. *arXiv preprint arXiv:2205.11916*, 2022. 3
- [19] Mojtaba Komeili, Kurt Shuster, and Jason Weston. Internet-augmented dialogue generation. *arXiv preprint arXiv:2107.07566*, 2021. 3
- [20] Philipp Krähenbühl and Vladlen Koltun. Efficient inference in fully connected crfs with gaussian edge potentials. *Advances in neural information processing systems*, 24, 2011. 2
- [21] Xin Lai, Zhuotao Tian, Yukang Chen, Yanwei Li, Yuhui Yuan, Shu Liu, and Jiaya Jia. Lisa: Reasoning segmentation via large language model. *arXiv preprint arXiv:2308.00692*, 2023. 1, 2, 5, 6, 8, 15
- [22] Xin Lai, Zhuotao Tian, Yukang Chen, Yanwei Li, Yuhui Yuan, Shu Liu, and Jiaya Jia. Lisa: Reasoning segmentation via large language model. In *Proceedings of the IEEE/CVF Conference on Computer Vision and Pattern Recognition*, pages 9579–9589, 2024. 3, 7, 13
- [23] Patrick Lewis, Ethan Perez, Aleksandra Piktus, Fabio Petroni, Vladimir Karpukhin, Naman Goyal, Heinrich Küttler, Mike Lewis, Wen tau Yih, Tim Rocktäschel, Sebastian Riedel, and Douwe Kiela. Retrieval-augmented generation for knowledge-intensive nlp tasks. *arXiv preprint arXiv:2005.11401*, 2021. 3
- [24] Long Lian, Boyi Li, Adam Yala, and Trevor Darrell. Llm-grounded diffusion: Enhancing prompt understanding of text-to-image diffusion models with large language models. *arXiv preprint arXiv:2305.13655*, 2023. 3

- [25] Feng Liang, Bichen Wu, Xiaoliang Dai, Kunpeng Li, Yinan Zhao, Hang Zhang, Peizhao Zhang, Peter Vajda, and Diana Marculescu. Open-vocabulary semantic segmentation with mask-adapted clip. In *Proceedings of the IEEE/CVF conference on computer vision and pattern recognition*, pages 7061–7070, 2023. 6
- [26] Chang Liu, Henghui Ding, and Xudong Jiang. Gres: Generalized referring expression segmentation. In *Proceedings of the IEEE/CVF conference on computer vision and pattern recognition*, pages 23592–23601, 2023. 6
- [27] Wei Liu, Andrew Rabinovich, and Alexander C Berg. Parsenet: Looking wider to see better. *arXiv preprint arXiv:1506.04579*, 2015. 2
- [28] Yuqi Liu, Bohao Peng, Zhisheng Zhong, Zihao Yue, Fanbin Lu, Bei Yu, and Jiaya Jia. Seg-zero: Reasoning-chain guided segmentation via cognitive reinforcement. *arXiv preprint arXiv:2503.06520*, 2025. 1, 6, 7
- [29] Yuqi Liu, Tianyuan Qu, Zhisheng Zhong, Bohao Peng, Shu Liu, Bei Yu, and Jiaya Jia. Visionreasoner: Unified visual perception and reasoning via reinforcement learning. *arXiv preprint arXiv:2505.12081*, 2025. 1, 6, 8, 13
- [30] Pan Lu, Swaroop Mishra, Tanglin Xia, Liang Qiu, Kai-Wei Chang, Song-Chun Zhu, Oyvind Tafjord, Peter Clark, and Ashwin Kalyan. Learn to explain: Multimodal reasoning via thought chains for science question answering. *Advances in Neural Information Processing Systems*, 35:2507–2521, 2022. 3
- [31] Gen Luo, Yiyi Zhou, Xiaoshuai Sun, Liujuan Cao, Chenglin Wu, Cheng Deng, and Rongrong Ji. Multi-task collaborative network for joint referring expression comprehension and segmentation. In *Proceedings of the IEEE/CVF Conference on computer vision and pattern recognition*, pages 10034–10043, 2020. 7
- [32] Qing Lyu, Shreya Havaldar, Adam Stein, Li Zhang, Delip Rao, Eric Wong, Marianna Apidianaki, and Chris Callison-Burch. Faithful chain-of-thought reasoning. In *The 13th International Joint Conference on Natural Language Processing and the 3rd Conference of the Asia-Pacific Chapter of the Association for Computational Linguistics (IJCNLP-AACL 2023)*, 2023. 3
- [33] Chancharik Mitra, Brandon Huang, Trevor Darrell, and Roei Herzig. Compositional chain-of-thought prompting for large multimodal models. In *Proceedings of the IEEE/CVF Conference on Computer Vision and Pattern Recognition*, pages 14420–14431, 2024. 3
- [34] Debjyoti Mondal, Suraj Modi, Subhadarshi Panda, Rituraj Singh, and Godawari Sudhakar Rao. Kam-cot: Knowledge augmented multimodal chain-of-thoughts reasoning. *arXiv preprint arXiv:2401.12863*, 2024. 3
- [35] Charlie Snell, Jaehoon Lee, Kelvin Xu, and Aviral Kumar. Scaling llm test-time compute optimally can be more effective than scaling model parameters. *ICLR*, 2025. 3
- [36] Dídac Surís, Sachit Menon, and Carl Vondrick. Vipergpt: Visual inference via python execution for reasoning. In *Proceedings of the IEEE/CVF International Conference on Computer Vision*, pages 11888–11898, 2023. 3
- [37] Xuezhi Wang, Jason Wei, Dale Schuurmans, Quoc Le, Ed Chi, Sharan Narang, Aakanksha Chowdhery, and Denny Zhou. Self-consistency improves chain of thought reasoning in language models. *arXiv preprint arXiv:2203.11171*, 2022. 3
- [38] Zhaoqing Wang, Yu Lu, Qiang Li, Xunqiang Tao, Yandong Guo, Mingming Gong, and Tongliang Liu. Cris: Clip-driven referring image segmentation. In *Proceedings of the IEEE/CVF conference on computer vision and pattern recognition*, pages 11686–11695, 2022. 7
- [39] Jason Wei, Xuezhi Wang, Dale Schuurmans, Maarten Bosma, Fei Xia, Ed Chi, Quoc V Le, Denny Zhou, et al. Chain-of-thought prompting elicits reasoning in large language models. In *Advances in neural information processing systems*, pages 24824–24837, 2022. 3
- [40] Zhuofan Xia, Dongchen Han, Yizeng Han, Xuran Pan, Shiji Song, and Gao Huang. Gsva: Generalized segmentation via multimodal large language models. In *Proceedings of the IEEE/CVF Conference on Computer Vision and Pattern Recognition*, pages 3858–3869, 2024. 3, 6, 7, 13
- [41] Zhao Yang, Jiaqi Wang, Yansong Tang, Kai Chen, Hengshuang Zhao, and Philip HS Torr. Lavt: Language-aware vision transformer for referring image segmentation. In *Proceedings of the IEEE/CVF conference on computer vision and pattern recognition*, pages 18155–18165, 2022. 7
- [42] Huanjin Yao, Jiaying Huang, Yawen Qiu, Michael K. Chen, Wenzheng Liu, Wei Zhang, Wenjie Zeng, Xikun Zhang, Jingyi Zhang, Yuxin Song, Wenhao Wu, and Dacheng Tao. Mmreason: An open-ended multi-modal multi-step reasoning benchmark for mllms toward agi. *arXiv preprint arXiv:2506.23563*, 2025. 3
- [43] Fisher Yu and Vladlen Koltun. Multi-scale context aggregation by dilated convolutions. *arXiv preprint arXiv:1511.07122*, 2015. 2
- [44] Ao Zhang, Yuan Yao, Wei Ji, Zhiyuan Liu, and Tat-Seng Chua. Next-chat: An lmm for chat, detection and segmentation. *arXiv preprint arXiv:2311.04498*, 2023. 3
- [45] Zhuosheng Zhang, Aston Zhang, Mu Li, and Alex Smola. Automatic chain of thought prompting in large language models. In *International Conference on Learning Representation*, 2023. 3
- [46] Zhuosheng Zhang, Aston Zhang, Mu Li, Hai Zhao, George Karypis, and Alex Smola. Multimodal chain-of-thought reasoning in language models. *arXiv preprint arXiv:2302.00923*, 2023. 3
- [47] Hengshuang Zhao, Jianping Shi, Xiaojuan Qi, Xiaogang Wang, and Jiaya Jia. Pyramid scene parsing network. In *Proceedings of the IEEE conference on computer vision and pattern recognition*, pages 2881–2890, 2017. 2
- [48] Xutong Zhao, Tengyu Xu, Xuwei Wang, Zhengxing Chen, Di Jin, Liang Tan, Yen-Ting, Zishun Yu, Zhuokai Zhao, Yun He, Sinong Wang, Han Fang, Sarath Chandar, and Chen Zhu. Boosting llm reasoning via spontaneous self-correction. *arXiv preprint arXiv:2506.06923*, 2025. 3
- [49] Xueyan Zou, Zi-Yi Dou, Jianwei Yang, Zhe Gan, Linjie Li, Chunyuan Li, Xiyang Dai, Harkirat Behl, Jianfeng Wang, Lu Yuan, et al. Generalized decoding for pixel, image, and language. In *Proceedings of the IEEE/CVF conference on computer vision and pattern recognition*, pages 15116–15127, 2023. 6

- [50] Xueyan Zou, Jianwei Yang, Hao Zhang, Feng Li, Linjie Li, Jianfeng Wang, Lijuan Wang, Jianfeng Gao, and Yong Jae Lee. Segment everything everywhere all at once. *Advances in neural information processing systems*, 36:19769–19782, 2023. 5, 6

Appendix A. MLLM Prompt Details

CoT First Turn Template

We use this as a basic description for the LLM to propose questions answer pairs for CoT process, we replace `<QUERY>` with the user query.

You will serve as an agent for language-based image segmentation model. During each inference, your task is to consider a query and describe a given image with chain of thoughts. You need to provide details to help the segmentation model understand the image better. The target objects may contain multiple layers, be blocked by other object, or be seamlessly embedded in their surroundings. Your description will be later sent to the segmentation as prompt. For example, if given an image, you need to describe what can be seen in the image, the number of objects for each categories, the position of the target object, the structure of the object, the number of layers of the object, etc. The actual description depends on the given image. For the output, you need to follow the format: - Question 1: Answer 1. - Question 2: Answer 2 ..., etc, where each pair of prompt and answer implies the chain of thoughts, i.e., different levels or different part of the image understanding. For example, the first prompt can be related to the overall style or background of the image. Finally, you need to summarize the description based on your generated prompts and answers with strictly with the format: Your summary here ... considering the prompt where the user is looking for ..., the object of interest may be ... Then, based on the summary, you have to generate a pseudo-prompt to query the segmentation model. This pseudo-prompt should contains the information about what is in the image, what to segment, and where the target object is. It must strictly follow the format: - Prompt: The image showsPlease segment the ... located at ... of the image. Lastly, please generate a list of labels that would be passed to an object detector based on the summary and thinking process that describes the object(s) that fits the user query and should be segmented and in strictly in the format of cat. remote control. television. with a period separating every label and if there is multiple word in a label then separate using space. Do not include other objects not given by the prompt. <QUERY>

CoT Self-Correction Template

This is the template to extract meta-queries for self-correction if needed.

You will serve as an agent for language-based image segmentation model. You need to decide whether the seg-

mentation result is good or not. If it is not good, you need to provide the meta-queries for refinement. During each inference, you will be given a pair of images and a user query, one of which is the original image, and the other one with blank background is the segmentation result with respect to the query after masking. Your task is to describe the pair of given images with chain of thoughts and decide whether the segmentation result correctly reflects the user query. The segmentation result should include all the objects related to the user query, and should not contain any other objects or distinctions unrelated to the user query; otherwise, it will be considered incorrect. A correct segmentation result is expected to contain objects of interest isolated in a white background, the segmentation result can be fragmented if some parts of the object is obscured by obstacles. You may ignore small artifacts/noises in the background.

For the output, you need to follow the format: - Reasoning process: 1. Original image: <reasoning on the original image>. 2. Segmentation image: <reasoning on the segmentation image>. 3. Summary: <reasoning on the correctness of the segmentation>, - Correctness: <correctness>True</correctness> - Meta-queries (Output if the correctness is false): 1. Positive: <positive>None or Please also segment the xxx, located at ... of the original image.</positive> 2. Negative: <negative>None or Please remove the xxx, located at ... of the segmentation image.</negative> - Labels: 1. Positive: <plabels>label1. label2. label3.</plabels> 2. Negative: <nlabels>labels.</nlabels> Specifically, during the reasoning, you have to decide what the query refers to, what can be seen in the image, where the target object is, how many target object is, and more. The correctness is True if no refinement on the segmentation image is needed. If correctness is False, please output a positive and a negative meta-query. The positive meta-query implies what needs to be added (false negative), and the negative meta-query implies refers to what needs to be removed (false positive). The positive meta-query is 'None' if the segmentation has already included all the target object, i.e. no false negatives and you don't want to include anything additional. Similarly, the negative meta-query is 'None' if you do not want to remove things from the segmentation. In the negative meta-query, your description should be solely based on the segmentation image, i.e., do not use reference to the original image (for example, next to something that you cannot observe in the segmentation image). Your meta-queries will be sent to the language-based segmentation model for refinement, so please keep your meta-queries clear and understandable following the format. Finally, please for the corresponding positive meta query and negative meta query please also output labels that corresponds to the object(s) being added or removed, period separated and if there is more than one word in a label separate using whitespace.

Do not include surrounding object or background of target object in positive meta-query.

Appendix B. MLLM Sample Outputs




Figure 9. Prompt: Segment the Pagurian

CoT Self-Correction Process For Figure 9

- Reasoning process:

1. Original image: The original image shows an underwater scene with various marine life forms and corals. The Pagurian, or hermit crab, is located at the center-right of the image. It is identifiable by its orange color and the shell it occupies.

2. Segmentation image: The segmentation image shows an isolated orange Pagurian on a white background. The shell is not included in the segmentation.

3. Summary: The segmentation correctly isolates the Pagurian itself but fails to include the shell, which is an integral part of the Pagurian’s appearance in the original image. Therefore, the segmentation is incomplete.

- Correctness: False

- Meta-queries (Output if the correctness is false):

Positive: Please also segment the shell of the Pagurian, located at the center-right of the original image.

Negative: None

- Labels:

Positive: shell

Negative: None.

Full First Turn and Self-Correction CoT for Figure 10

First Turn

- Question 1: What is the overall setting of the image?

- Answer 1: The image shows a person standing on grass, with a dog in the foreground.

- Question 2: What are the main objects visible in the image?

- Answer 2: The main objects visible are a person, a dog,

CoT-Seg



Refined Result




Figure 10. Prompt: What is the object that the person in the picture is holding onto while walking his dog?

and a leash.

- Question 3: What is the person holding?

- Answer 3: The person is holding a leash.

- Question 4: Where is the object of interest located in the image?

- Answer 4: The leash is located in the upper left part of the image, extending from the person’s hand to the dog.

Summary: The image shows a person standing on grass with a dog. Considering the prompt where the user is looking for the object that the person is holding while walking their dog, the object of interest may be the leash.

Prompt: The image shows a person standing on grass with a dog. Please segment the leash located at the upper left part of the image.

Self-Correction

- Reasoning process:

1. Original image: The original image shows a person standing on grass with a dog. There is a leash visible in the upper left part of the image, held by the person.

2. Segmentation image: The segmentation image shows a portion of the person’s clothing and a small part of the leash in the upper right corner, isolated on a white background.

3. Summary: The segmentation result does not correctly reflect the user query. The query asks for the leash to be segmented, but the segmentation image only includes a small part of it and part of the person’s clothing. The entire leash should be included, and the person’s clothing should be excluded.

- Correctness: False

- Meta-queries (Output if the correctness is false):

1. Positive: Please also segment the entire leash, located at the upper left part of the original image.

2. Negative: Please remove the person’s clothing, located at the upper right part of the segmentation image.

- Labels:

1. Positive: leash.

2. Negative: person’s clothing.

Appendix C. Additional Results

Benchmarks on COD10K Results in Table 9 show that CoT-Seg displays SOTA or competitive results regarding segmenting highly difficult camouflaged objects, where CoT reasoning will make the task easier.

Table 9. Quantitative evaluation on camouflaged images in *COD-10K* [7]. Note that the models are blind to both dataset divisions. CoT-Seg with refinement improves on implicit query where with one round of segmentation may not be enough to fulfill the query.

Method	Training free	Train split				Test split			
		Implicit query		Explicit query		Implicit query		Explicit query	
		gIoU	cloU	gIoU	cloU	gIoU	cloU	gIoU	cloU
LISA-13B-Llama2 [22]	No	65.0	60.3	66.5	59.7	63.4	55.8	66.5	58.0
Vision-Reasoner-7B [29]	No	77.1	77.1	77.6	<u>76.6</u>	76.9	76.3	77.4	75.0
CoT-Seg	Yes	<u>77.9</u>	78.8	<u>77.5</u>	78.0	<u>77.7</u>	<u>77.9</u>	<u>77.5</u>	<u>74.9</u>
CoT-Seg with self-correction	Yes	78.0	78.4	77.4	<u>76.6</u>	78.2	78.6	77.6	<u>74.9</u>

Self-Correction Visual Examples We show additional self-correction examples in Figure 14.

Appendix D. Similar Works Analysis and Comparison

Vision Reasoner We discuss the difference between our work and the concurrent work VisionReasoner [29]. To the best of our knowledge VisionReasoner uses reinforcement learning to generate the bounding boxes and segmentations. VisionReasoner has greatly improved on previous reasoning segmentation models as show in Tables 1 and 4 but still fails in some complicated cases where there are a large number of objects to be segmented Figures 1-3 or when the prompt is very implicit. CoT-Seg in comparison, is zero-shot and can be easily plugged in to different models, offering high flexibility and achieves higher scores in all the test data in Tables 1, 2 and 4.

GSVA Table 10 shows CoT-Seg’s competitive performance on the standard referring dataset RefCOCO with less emphasis on CoT deep reasoning for complex segmentation.

Method	Val.	Test-A	Test-B
GSVA-Llama2-13B [40]	<u>77.7</u>	79.9	<u>74.2</u>
GSVA-Llama2-13B (ft) [40]	79.2	81.7	77.1
CoT-Seg	76.3	80.9	72.7
CoT-Seg with self-correction	77.2	<u>80.9</u>	73.8

Table 10. Quantitative comparison with GSVA [40] on RefCOCO



Figure 11. GSVA - Prompt: Second from the right.

GSVA [40] also uses MLLM to guide segmentation. Specifically, GSVA uses MLLM to generate [SEG] tokens and prompt the segmentation model to support multiple object segmentation and a [NULL] token to reject absent object. In comparison, our approach uses chain of thought reasoning to assimilate and provide useful information to the segmentator agent, empowering our model to solve very implicit queries and achieve multiple-object segmentation in a training-free manner. Our auto-correction process further leverages MLLM to improve and obtain accurate segmentations that the segmentor agent cannot achieve on its own. In RefCOCO tests in Table 10, GSVA achieves slightly higher results, mainly because of training and finetuning on the RefCOCO training dataset getting higher accuracy in prompts containing numerical positional arguments. e.g., an example is shown in Figure 11. Usage of improved and fine-tuned models should be able to improve our results on these benchmarks, as well as incorporating our framework as a plugin to GSVA and other recent SOTA reasoning segmentation agents. On the other hand GSVA does not focus on reasoning segmentation and as a cloU score of 43.4 for 7B model and 44.6 for 13B model on the Reasonseg dataset. Furthermore, inference on GSVA 7B (ft) shows that GSVA 7B (ft) was unable to get correct segmentation results when the prompt becomes more implicit such as Figures 1–4, the inference results are shown in Figure 17.

Appendix E. ReasonSeg-Hard

We sample implicit queries like “When preparing for a festive event like Halloween, people often use certain objects to decorate their homes. What object in the picture would be suitable for this purpose?” and excluded queries-image pairs that may be too simple such as “something that the person uses to fish”. Examples are shown in Figure 12-13.

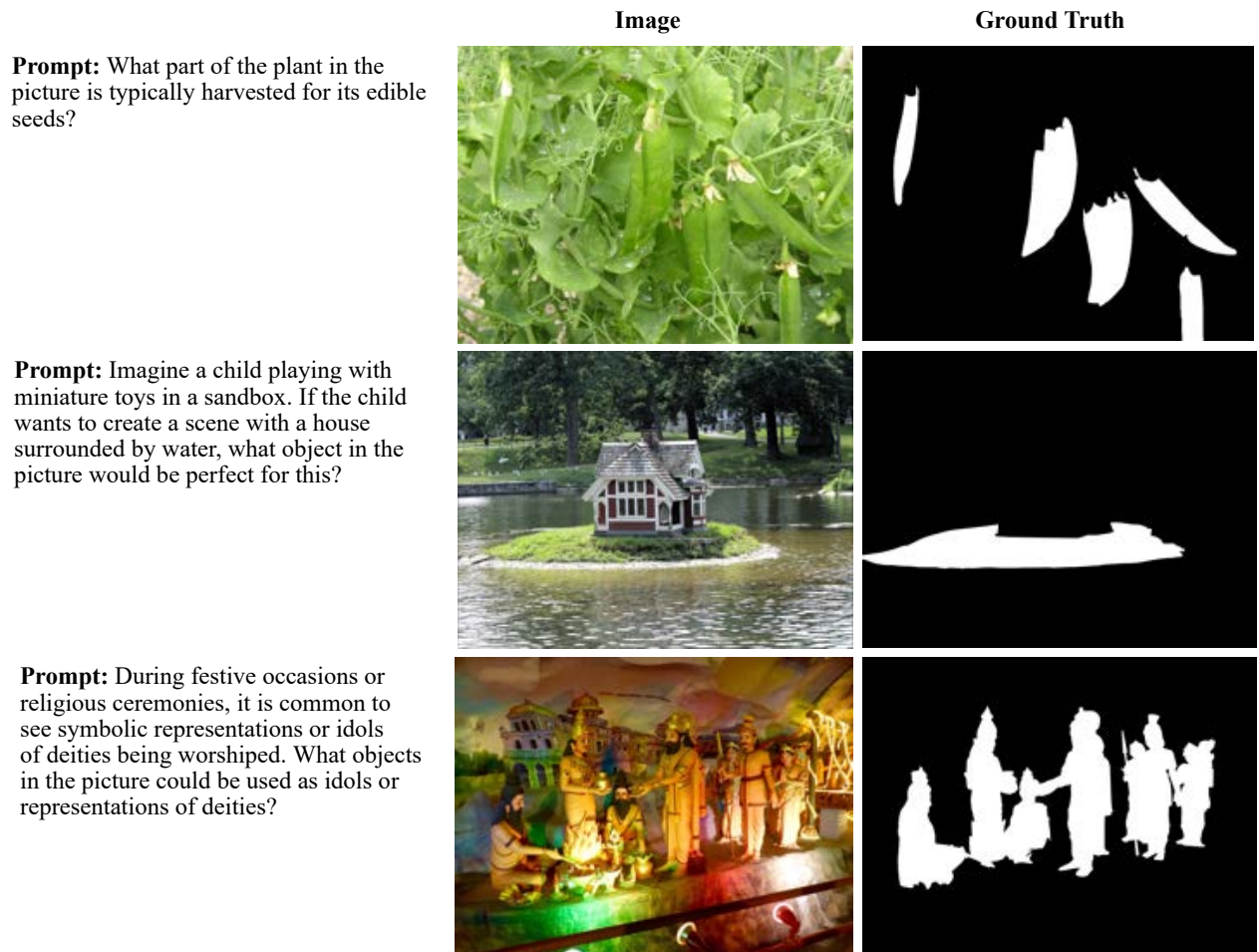


Figure 12. Samples of challenging examples in REASONSEG-HARD.

Prompt: The tennis player



Prompt: The bird that caught prey



Figure 13. Examples from ReasonSeg [21] which are excluded from REASONSEG-HARD

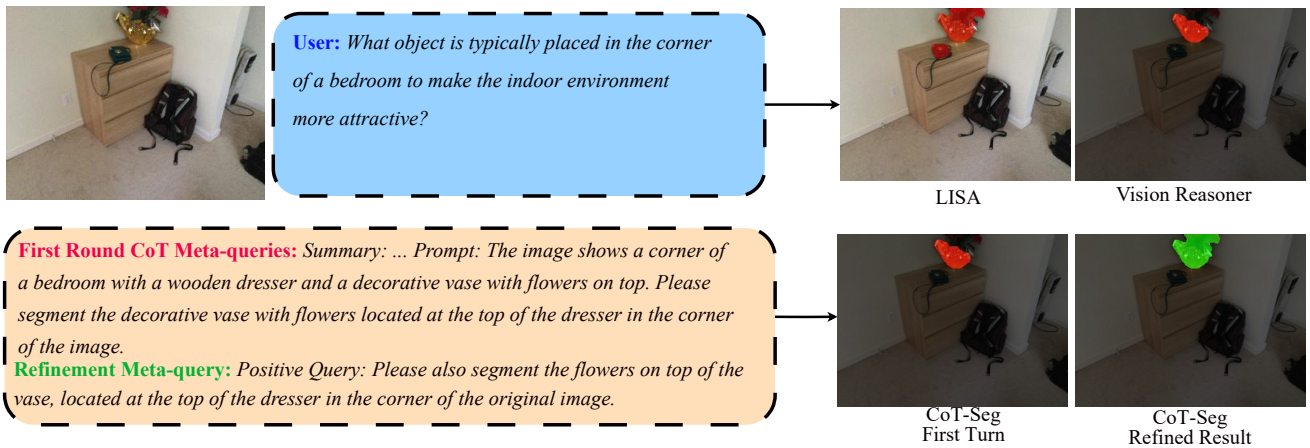


Figure 14. CoT-Seg can correct minor mistakes such as not segmenting the flowers with the vase.




Figure 15. Additional self-correction results.

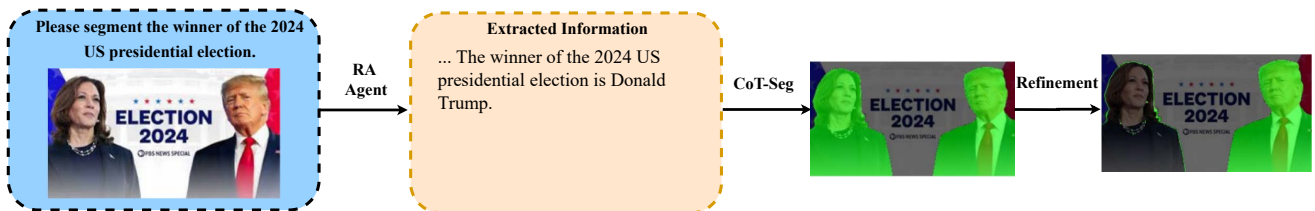


Figure 16. Retrieval-augmented CoT-Seg Result.

User Query: I am looking for a gym equipment to do weight training on my arms muscles. Which equipment would most likely draw my attention when I walk into a gym? Please output the segmentation mask.


GSVA 7B (ft)



Ground Truth



User Query: The first chair violinist of an orchestra is a vital musical leader with widely ranging responsibilities, from tuning the orchestra to working closely with the conductor. Who is most likely the first violinist in the image? Please output the segmentation mask.



User Query: Please identify the activity people are doing in the image and segment those individuals who have already demonstrated excellent body strength and stability through some kind of professional actions. Lastly, output the mask that includes these individuals.



User Query: Which objects are composed of a short bar with a weight on each end, typically used for weight training? Please find the unracked ones and output the segmentation mask.



Figure 17. GSVA inference results.