

# Navigating the Shift: A Comparative Analysis of Web Search and Generative AI Response Generation

Mahe Chen, Xiaoxuan Wang, Kaiwen Chen, Nick Koudas\*

University of Toronto

Canada

{mahe.chen,xxuan.wang,kckevin.chen,nick.koudas}@mail.utoronto.ca

## Abstract

The rise of generative AI as a primary information source presents a paradigm shift from traditional web search. This paper presents a large-scale empirical study quantifying the fundamental differences between the results returned by Google Search and leading generative AI services. We analyze multiple dimensions, demonstrating that AI-generated answers and web search results diverge significantly in their consulted source domains, the typology of these domains (e.g., earned media vs. owned, social), query intent and the freshness of the information provided. We then investigate the role of LLM pre-training as a key factor shaping these differences, analyzing how this intrinsic knowledge base interacts with and influences real-time web search when enabled. Our findings reveal the distinct mechanics of these two information ecosystems, leading to critical observations on the emergent field of Answer Engine Optimization (AEO) and its contrast with traditional Search Engine Optimization (SEO).

## ACM Reference Format:

Mahe Chen, Xiaoxuan Wang, Kaiwen Chen, Nick Koudas. 2026. Navigating the Shift: A Comparative Analysis of Web Search and Generative AI Response Generation. In . ACM, New York, NY, USA, 4 pages. <https://doi.org/10.1145/nnnnnnn.nnnnnnn>

## 1 Introduction

The paradigm of information retrieval is undergoing its most significant transformation in decades. For years, users seeking information online have turned to search engines like Google, which act as gateways to a curated list of web documents. This process, governed by the principles of Search Engine Optimization (SEO), requires users to actively scan, evaluate, and synthesize information from multiple sources. The recent advent of generative AI-powered answer engines, such as OpenAI's GPT-4, Anthropic's Claude, and Perplexity AI, promises a radical alternative: delivering direct, synthesized answers to user queries.

While this shift offers unprecedented convenience, it also raises critical questions about the underlying mechanics and biases of this new information ecosystem. How do the answers provided by these

generative AI services fundamentally differ from the results of a traditional web search? The answer lies not just in the presentation, but in the provenance, typology, and recency of the sources they consult, as well as the intrinsic knowledge acquired during their Large Language Model (LLM) pre-training phase. Pre-training on vast, static web corpora creates a latent knowledge base that may prioritize established information over fresh content and influence which external sources are deemed necessary to cite for a given query.

In this paper, we present a large-scale empirical study to dissect these differences. We systematically compare the outputs of leading generative AI services (GPT-4, Claude, and Perplexity) against Google Search and its native AI, Gemini, across two critical axes: querying for popular entities with abundant pre-training data and niche entities with limited data. Our analysis focuses on (1) the domains consulted and their classification; (2) the freshness of the cited URLs; and (3) the demonstrable effect of LLM pre-training on the final answer. Through this multi-faceted comparison, we reveal the distinct logics of "web search" and "AI search." We conclude by contrasting the emergent strategies for Answer/Generative Engine Optimization (AEO/GEO) [1, 2, 7, 9] with traditional SEO, outlining the new landscape of information discoverability. Our findings provide a crucial foundation for understanding the reliability, biases, and economic implications of generative AI as an information source.

## 2 Comparative Analysis of Search Results

### 2.1 Diversity and Overlap of Results

*Domain overlap.* To quantify how AI-powered answer engines diverge from traditional web search, we begin by measuring the domain-level overlap between their cited sources and those returned by Google. This overlap provides a first-order indicator of whether the two paradigms draw from a shared information ecosystem or surface distinct domain spaces. We evaluate 1,000 ranking-style queries (e.g., "Top 10 most reliable smartphones," "Best reviewed airlines this season"), an important and growing commercial use case for AI search [3] spanning ten consumer topics<sup>1</sup> across five systems: Google Search, GPT-4o (web-enabled), Claude 4.5 Sonnet (web-enabled), Gemini 2.5 Flash (with Google Search grounding), and Perplexity Sonar Pro (search mode: web). For each query, we extract all cited URLs, normalize them to their registrable domains, and compute the Jaccard overlap between each model's domain set and Google's top-10 results, then average the resulting values across all queries. Figure 1 summarizes the cross-system overlap.

<sup>1</sup>smartphones, athletic shoes, skin care, electric cars, streaming services, laptops, airlines, hotels, credit cards, and smartwatches.

\*First two authors contributed equally to this research.

Permission to make digital or hard copies of all or part of this work for personal or classroom use is granted without fee provided that copies are not made or distributed for profit or commercial advantage and that copies bear this notice and the full citation on the first page. Copyrights for components of this work owned by others than the author(s) must be honored. Abstracting with credit is permitted. To copy otherwise, or republish, to post on servers or to redistribute to lists, requires prior specific permission and/or a fee. Request permissions from [permissions@acm.org](mailto:permissions@acm.org).  
Conference'17, Washington, DC, USA

© 2026 Copyright held by the owner/author(s). Publication rights licensed to ACM.  
ACM ISBN 978-x-xxxx-xxxx-x/YYYY/MM  
<https://doi.org/10.1145/nnnnnnn.nnnnnnn>

Average Domain Overlap (Jaccard) on 1000 Ranking Queries — Models vs Google

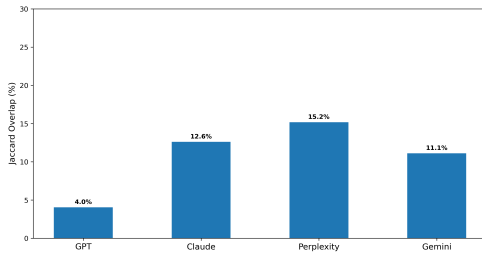


Figure 1: AI-vs-Google Domain Overlap over Ranking Queries

Average Domain Overlap (Jaccard) for Niche and Popular Queries — Models vs Gemini &amp; Google

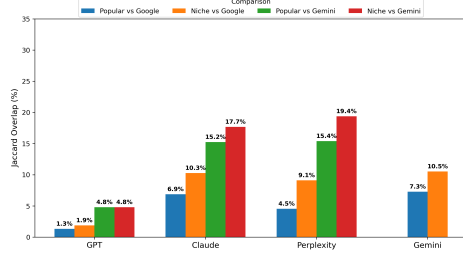


Figure 2: AI-vs-Google &amp; Gemini Domain Overlap on Popular and Niche Entities

Across systems, we observe uniformly low domain-level overlap with Google’s results, highlighting that generative engines surface markedly different domain ecosystems. GPT-4o shows the lowest mean overlap at 4.0%, followed by Gemini (11.1%), Claude (12.6%), and Perplexity (15.2%). GPT-4o’s substantially lower overlap indicates that its cited domains diverge the most from Google’s top-ranked domains. Together, these results establish that AI and traditional search operate over distinct source landscapes, motivating a deeper examination of these differences across query types and source characteristics.

**Effect of entity popularity.** We compare 200 entity-comparison queries (100 popular, 100 niche) to examine domain overlap variations. For popular queries (e.g., "Apple or Samsung"), we expect abundant online information; for niche queries (e.g., "Garmin or Coros for ultramarathon training"), we expect comparatively less.

Figure 2 presents low overall overlap, but niche queries increase alignment by 3-4 percentage points for most models. GPT-4o shows minimal increase (1.3% to 1.9%) but maintains the lowest overlap overall, indicating distinct sourcing patterns.

The niche query overlap increase reflects narrower topical scope, concentrating sources to specific review sites and discussion threads. This is supported by declining unique-domain ratios (74.2% to 68.6%) and slight cross-model overlap increases (+1.1%). AI engines thus rely on concentrated, shared sources for niche entities rather than converging toward Google’s ranking logic. Similar observations hold when comparing to the results of Gemini.

## 2.2 Typology of Cited Sources

Beyond domain overlap, we analyze source types: brand (official sites), earned (independent media), and social (user-generated content). Using GPT-4o classification, we categorize sources from 300

consumer-electronics queries across three intents: informational ("How does Wi-Fi 7 work?"), consideration ("Best laptops for students"), and transactional ("Buy iPhone 15"). Figure 3 shows source type distributions by intent and system.

**Aggregate source composition.** Google shows balanced sourcing (41% earned, 34% social, 26% brand), while AI engines favor earned over social content. Claude concentrates most heavily (65% earned, 1% social), followed by GPT-4o (57% earned, 8% social). Perplexity (50% earned, 39% brand) and Gemini (46% each earned/brand) are more balanced. Notably, Claude initially returned no links for most informational and transactional queries without explicit search prompting.

**Variation by user intent.** Source composition shifts systematically by intent. For informational queries, AI models vary widely in earned vs. brand emphasis, while Google maintains balance with more social content. In consideration queries, AI engines converge toward earned dominance (59-86%), contrasting Google’s social-focused approach (41%). For transactional intent, all AI systems sharply increase brand citations (52-68%) versus Google’s mixed approach.

**Interpretation.** Together, these results indicate that while overlap analyses demonstrates how AI and traditional search diverge, source typology helps explain why: generative engines systematically privilege earned and brand-owned content while under-representing social and community perspectives, and their source composition varies far more sharply across intents than Google’s relatively stable profile. This intent-adaptive sourcing behavior highlights a fundamental difference in relevance logic between generative and traditional search. The next section examines whether these typological differences extend to when sources are cited—that is, their temporal freshness.

## 2.3 Vertical Domain and Freshness Analysis

We next examine domain concentration and temporal freshness across two high-interest verticals, consumer electronics and automotive, using curated ranking-style queries. For each engine, we analyze up to ten returned links per query, normalize URLs to domains, apply the same brand/earned/social typology as above, and extract page-level publication or update dates (HTML meta, JSON-LD, <time> tags, and body text) to compute source age in days. We report both median ages and full age distributions (Figure 4).

**Consumer Electronics.** Claude and GPT concentrated on Earned media, citing TechRadar, Tom’s Guide, RTINGS, CNET, and Wikipedia. Perplexity mixed sources more broadly, including YouTube and BestBuy. Google surfaced more Brand and Social domains. AI models cited newer content: median article age was 62 days (Claude), 80 (GPT), and 90 (Perplexity) versus 130 days for Google.

**Automotive.** Claude and GPT emphasized Earned content from Consumer Reports, Car and Driver, and major outlets. Perplexity mixed YouTube with retailer domains like cars.com. Google showed the highest Brand and Social presence. Age gaps were pronounced: median article age was 148 days (Claude), 162 (GPT), and 217 (Perplexity) versus 493 days for Google.

**Comparative Takeaways.** Across both verticals, Claude and GPT prioritize authoritative Earned sources and return newer material in days, with medians 40-70% lower than Google. Perplexity trades some editorial concentration for greater Brand and Social diversity

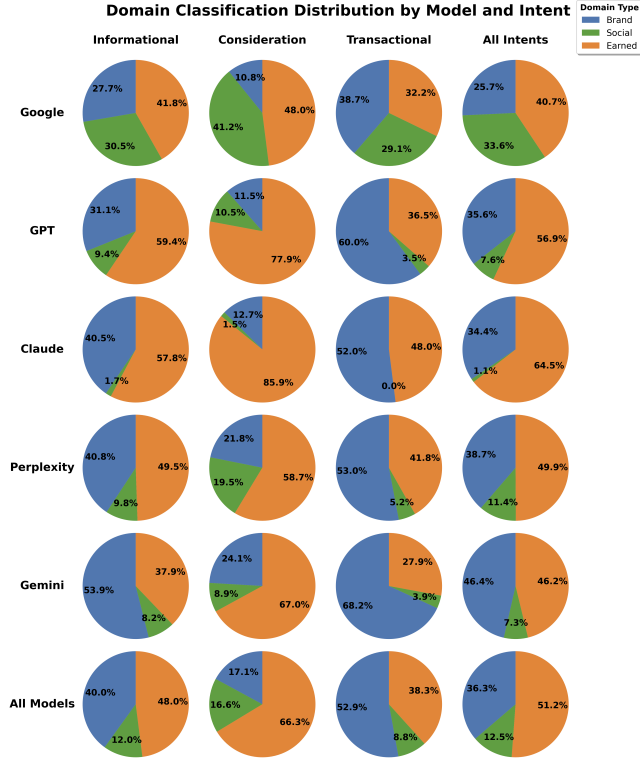


Figure 3: Source category distribution by intent and model

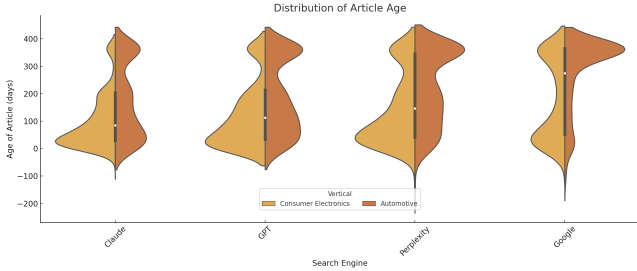


Figure 4: Distribution of article age in days by engine and vertical.

and typically lands between the AI leaders and Google on age. The vertical context modulates this pattern, but the days-based signal consistently favors the AI models over Google.

### 3 The Effect of Pre-Training Bias on Answer Generation

Large language models (LLMs) often rely on a mixture of retrieved evidence and pre-existing world knowledge when generating factual responses. To disentangle these two influences, we examine how pre-training bias affects both the stability of generated rankings and the model’s use of citations under different prompting and grounding conditions.

#### 3.1 Experimental Setup

To study pre-training bias versus retrieved evidence, we designed controlled experiments using ranking queries (e.g., “best SUVs to

buy in 2025”) as interpretable testbeds. All tests used gpt-4o with deterministic settings, with web snippets as evidence.

**Evidence Retrieval and Baseline Ranking.** For query  $q$ , we retrieve evidence  $D_q = \{(s_j, u_j)\}_{j=1}^m$  via gpt-4o-search-preview with web search enabled (pairs of text snippets and urls). We then generate baseline ranking  $R$  using these snippets.

**Perturbation-Based Sensitivity Tests.** We apply three evidence perturbations:

- (1) **Snippet Shuffle (SS):** Randomizes snippet order to test presentation bias
- (2) **Strict Grounding:** Restricts reasoning to provided snippets only
- (3) **Entity-Swap Injection (ESI):** Swaps entity mentions to test contextual dependence

Each perturbation yields a new ranking  $R_i$ . We compute the mean absolute rank deviation as  $\Delta_i = \frac{1}{|R|} \sum_{x \in R} |\text{rank}_{R_i}(x) - \text{rank}_R(x)|$  and report the average over all runs (10 runs per condition),  $\Delta_{\text{avg}} = \frac{1}{N} \sum_i \Delta_i$ .

**Pairwise Comparison Consistency.** To measure the alignment between direct and decomposed reasoning, we derive an alternate ranking  $R'$  through exhaustive pairwise judgments. For each entity pair  $(a, b)$ , the model is asked: “Between  $a$  and  $b$ , which is better for this query given the same documents?” Each entity’s final score equals the number of pairwise wins. We then compute Kendall’s  $\tau(R, R')$  to quantify the correlation between the holistic and pairwise-derived rankings which are utilized as a proxy ranking [5, 6]. Determining the order as a sequence of pairwise comparisons is a simpler problem for an LLM to solve and according to studies [4, 8] more accurately reflects the true order.

**Methodology** To analyze the impact of pre-training knowledge to ranking, we pose a diverse set of queries requesting ranking of entities. We group our queries into two types, namely involving *Popular Entities* and *Niche Entities*. Popular correspond to entities that are well known and we expect a lot of information to have been encountered about them during pre-training (e.g., top 10 SUV’s for a family). Niche correspond to entities for which we expect relatively less information during pre-training (e.g., top 10 law firms for family law in Toronto). For each query type and for  $N$  trials, we generate a query  $q_i$  of this type, pose the query to a model  $M$  and obtain the results  $D_q^{(i)}$ . For each type of perturbation, we apply it to produce  $D_q^{(i)}$ . We then compute the perturbed ranking  $R_i$  using  $q_i$  and the model  $M$ . We compute  $\Delta_i$  and we average over  $N$  trials to compute the aggregate sensitivity  $\Delta_{\text{avg}}$ . We compute the summation of the wins per entity during pairwise comparisons to derive the pairwise ranking  $R'$ . We compute the consistency metric as Kendall’s  $\tau(R, R')$ .

#### 3.2 Popular Entities

For queries involving widely recognized entities (e.g., “best SUVs to buy in 2025”), we expect the model’s rankings to be largely governed by its pre-trained knowledge rather than by the retrieved evidence. We pose hundreds of such queries, conduct perturbations, and report our findings below.

**3.2.1 Robustness to Context Order** In the **snippet shuffle experiment**, in which we randomly shuffle the order of retrieved snippets,

the model’s ranking remains highly stable despite random reordering. *Normal Grounding* refers to the case where we ask the model to produce a ranking without imposing any prompt restrictions on what information to consult. In this case both pretraining knowledge and the retrieved snippets in the context window are available to the model.

**Table 1: Snippet Shuffle (SS) and ESI perturbations for popular and niche entities.  $\Delta_{\text{avg}}$  is the mean absolute rank change across iterations.**

Setting	SS $\Delta_{\text{avg}}$ (Normal)	SS $\Delta_{\text{avg}}$ (Strict)	ESI $\Delta_{\text{avg}}$
Popular Entities	2.30	1.52	2.60
Niche Entities	4.15	0.46	4.63

As shown in Table 1, popular-entity rankings are only mildly affected by snippet order or entity substitutions. The overall ranking order remains consistent, indicating that the internal entity hierarchy cultivated during pretraining is relatively invariant to lexical and contextual perturbations.

**3.2.2 Pairwise Comparison** In the pairwise comparison experiments, the pairwise-derived ranking  $R'$  was nearly identical to the one-shot direct ranking  $R$  for popular entities.

**Table 2: Kendall  $\tau$  between one-shot ranking  $R$  and pairwise-derived ranking  $R'$  under different grounding regimes.**

Setting	$\tau$ (Normal)	$\tau$ (Strict)
Popular Entities	0.911	1.000
Niche Entities	0.556	0.689

For example, for “*most reliable electric cars in 2025*”, correlation is near perfect (Table 2), indicating stable conceptual representations and heavy reliance on pre-trained priors. Log analysis shows 16% of ranked entities lacked snippet support. Mainstream entities like **Toyota** and **Honda** were consistently evidence-supported, while others (**Cadillac**, **Infiniti**) frequently appeared without citations. This confirms the model supplements retrieval with stored priors for well-known entities.

**Table 3: Representative citation-miss rates (SUV queries).**

Entity	Toyota	Honda	Kia	Chevrolet	Cadillac	Infiniti
Miss Rate	0.06	0.03	0.10	0.26	0.58	0.73

*Interpretation.* For popular entities or prevalent industry verticals, the model uses retrieved evidence primarily to reinforce pre-existing representations rather than to acquire new information. The retrieval context functions as confirmation, not discovery. As a result, even aggressive manipulations such as snippet reordering, entity swaps, or strict grounding constraints produce only minor deviations in the final ranking, underscoring the dominance of pre-training bias in answer generation for familiar entities.

### 3.3 Niche Entities

For domain-specific entities (e.g., “top Toronto family lawyers”), model reliance on retrieved evidence increases substantially. These queries fall outside well-formed pre-training priors, altering reasoning behavior.

**3.3.1 Context Order Sensitivity** The **snippet shuffle experiment** shows pronounced sensitivity to evidence order for niche entities (Table 1). Unconstrained reasoning is highly susceptible to contextual presentation, while strict grounding stabilizes outcomes. ESI produces even larger rank changes, confirming rankings are driven by snippet content rather than pre-training priors.

**3.3.2 Pairwise Comparison** The alignment between one-shot ranking  $R$  and pairwise-derived  $R'$  drops sharply for niche entities (Table 2). Reduced Kendall  $\tau$  values reflect inconsistency between ranking methods. The model lacks stable internal hierarchies, fluctuating in per-comparison judgments.

*Interpretation.* For niche subjects, the model enters a knowledge-seeking mode, heavily relying on snippets to compensate for sparse priors. Retrieved evidence directly influences rankings, and grounding constraints materially alter outcomes. Retrieval enables knowledge *construction*, not just reinforcement.

## 3.4 Observations: The Road Ahead

As user engagement shifts toward AI-powered search, understanding ranking mechanisms becomes essential. Traditional search spawned SEO for optimizing organic ranking. Our research shows that for AI Search, once a document is included in the context window—influenced by SEO—its positional ranking appears less critical for queries regarding popular / high-coverage entities, but highly impactful for queries regarding niche / low-coverage entities. This highlights the importance of understanding the principles of ranking via Answer and Generative Engine Optimization (AEO/GEO).

Content freshness is crucial in AI search ecosystems. Specific source types—particularly earned and owned media—contribute more significantly to search presence. Model pretraining effects prove paramount, making it critical to understand when new content impacts different query categories. Consequently, developing analytical strategies that dissect query patterns to generate actionable content plans becomes vital for optimization success.

## References

- [1] Mahe Chen, Xiaoxuan Wang, Kaiwen Chen, and Nick Koudas. 2025. Generative Engine Optimization: How to Dominate AI Search. arXiv:2509.08919 [cs.IR] <https://arxiv.org/abs/2509.08919>
- [2] Aggarwal et. al. 2024. GEO: Generative Engine Optimization. In *Proceedings of the 30th ACM SIGKDD Conference on Knowledge Discovery and Data Mining*. Association for Computing Machinery, Barcelona, Spain. doi:10.1145/3637528.3671900
- [3] Chatterji et. al. 2025. *How People Use ChatGPT*. NBER Working Paper 34255. National Bureau of Economic Research, Cambridge, MA. doi:10.3386/w34255
- [4] Ma et. al. 2023. Zero-Shot Listwise Document Reranking with a Large Language Model. *arXiv preprint arXiv:2305.02156* (2023). arXiv:2305.02156 [cs.IR]
- [5] Sun et. al. 2023. Is ChatGPT Good at Search? Investigating Large Language Models as Re-Ranking Agents. In *Proceedings of the 2023 Conference on Empirical Methods in Natural Language Processing*. Association for Computational Linguistics, Singapore, 14918–14937.
- [6] Zen et. al. 2024. Large Language Models are Effective Text Rankers with Pairwise Ranking Prompting. In *Findings of the Association for Computational Linguistics: NAACL 2024*. Association for Computational Linguistics, Mexico City, Mexico, 1504–1518.
- [7] Aounon Kumar and Himabindu Lakkaraju. 2024. Manipulating Large Language Models to Increase Product Visibility. arXiv:2404.07981 [cs.IR] doi:10.48550/arXiv.2404.07981
- [8] Liana Patel, Peter Kraft, Carlos Guestrin, and Matei Zaharia. 2024. ACORN: Performant and Predicate-Agnostic Search Over Vector Embeddings and Structured Data. *Proceedings of the ACM on Management of Data* 2, 3 (May 2024), 1–27.
- [9] Alexander Wan, Eric Wallace, and Dan Klein. 2024. What Evidence Do Language Models Find Convincing?. In *Proceedings of the 62nd ACL*. Association for Computational Linguistics, Bangkok, Thailand, 7468–7484.