

A CATEGORICAL APPROACH TO SEMANTIC INTEROPERABILITY ACROSS BUILDING LIFECYCLE

A PREPRINT

 **Zoltan Nagy**

Department of Built Environment
Eindhoven University of Technology
Eindhoven, The Netherlands
z.nagy@tue.nl

 **Ryan Wisnesky**

Conexus AI, Inc.
San Francisco, CA, USA
ryan@conexus.com

 **Kevin Carlson**

Topos Institute
Berkeley, CA, USA
kevin@topos.institute

 **Eswaran Subrahmanian**

Carnegie Mellon University
Pittsburgh, PA, USA
es3e@andrew.cmu.edu

 **Gioele Zardini**

Laboratory for Information and Decision Systems
Massachusetts Institute of Technology
Cambridge, MA, USA
gzardini@mit.edu

January 26, 2026

ABSTRACT

Buildings generate heterogeneous data across their lifecycle, yet integrating these data remains a critical unsolved challenge. Despite three decades of standardization efforts, over 40 metadata schemas now span the building lifecycle, with fragmentation accelerating rather than resolving. Current approaches rely on point-to-point mappings that scale quadratically with the number of schemas, or universal ontologies that become unwieldy monoliths. The fundamental gap is the absence of mathematical foundations for structure-preserving transformations across heterogeneous building data. Here we show that category theory provides these foundations, enabling systematic data integration with $O(n)$ specification complexity for n ontologies. We formalize building ontologies as first-order theories and demonstrate two proof-of-concept implementations in Categorical Query Language (CQL): 1) generating BRICK models from IFC design data at commissioning, and 2) three-way integration of IFC, BRICK, and RealEstateCore where only two explicit mappings yield the third automatically through categorical composition. Our correct-by-construction approach treats property sets as first-class schema entities and provides automated bidirectional migrations, and enables cross-ontology queries. These results establish feasibility of categorical methods for building data integration and suggest a path toward an *app ecosystem* for buildings, where mathematical foundations enable reliable component integration analogous to smartphone platforms.

1 Introduction

Despite 30 years of standardization efforts, semantic interoperability remains the primary barrier to effective building data integration. In fact, nearly a decade after a comprehensive review [1], recent analysis observes that construction informatics remains “*fragmented and lacks clarity in understanding the interconnection of different data management strategies*” [2]. This fragmentation is accelerating rather than resolving: over 40 metadata schemas have been identified spanning the building lifecycle, with 60% developed within the previous five years, i.e., there is a divergence toward competing standards rather than convergence toward shared solutions [3].

In terms of applications, the authors of [3] also evaluated five major building ontologies (BOT, SSN/SOSA, SAREF, RealEstateCore, BRICK) against three common use cases: energy audits, automated fault detection, and optimal control. They concluded that none fully supported all three use cases because building modelers find it “difficult, labor intensive, and costly to create, sustain, and use semantic models with existing ontologies” [3]. Manual, and labor-intensive

processes requiring expert knowledge is also considered one of the main reasons that the “BRICK Schema has not been widely used in real buildings” [4], and that design information captured in Industry Foundation Classes (IFC) [5] cannot be automatically translated to operational BRICK models [6], leading to information loss when a building transitions into operation [7].

The fundamental challenge is that these data exist in incompatible formats using different semantic models, creating data silos that resist integration. Of course, each representation serves its intended purpose effectively within its domain. Yet, their structural and semantic differences create fundamental barriers to integration.

Generally, data integration approaches fall into two categories, each with significant limitations [2]: 1) Point-to-point mappings between specific schemata, which become quadratically (or even exponentially, when point order matters) complex, and require custom translations that must be manually maintained as schemata evolve ((Fig. 1a)); and 2) Reference ontologies that attempt to map all schemata to a single universal ontology, e.g., BRICK, but struggle with evolving domain requirements, and often become unwieldy monoliths that satisfy no stakeholder completely [8] ((Fig. 1b)). Linked-data technologies (RDF, SPARQL, OWL) provide infrastructure for both approaches but do not themselves resolve these fundamental scaling challenges: implementations still require either $O(n^2)$ pairwise alignments for n ontologies or commitment to a predetermined (and single) reference ontology. In contrast, as we will see in this work, categorical integration (Fig. 1c) requires only $O(n)$ specifications while enabling bidirectional data exchange between any pair of ontologies, requiring much less work and being much more adaptable than both approaches.

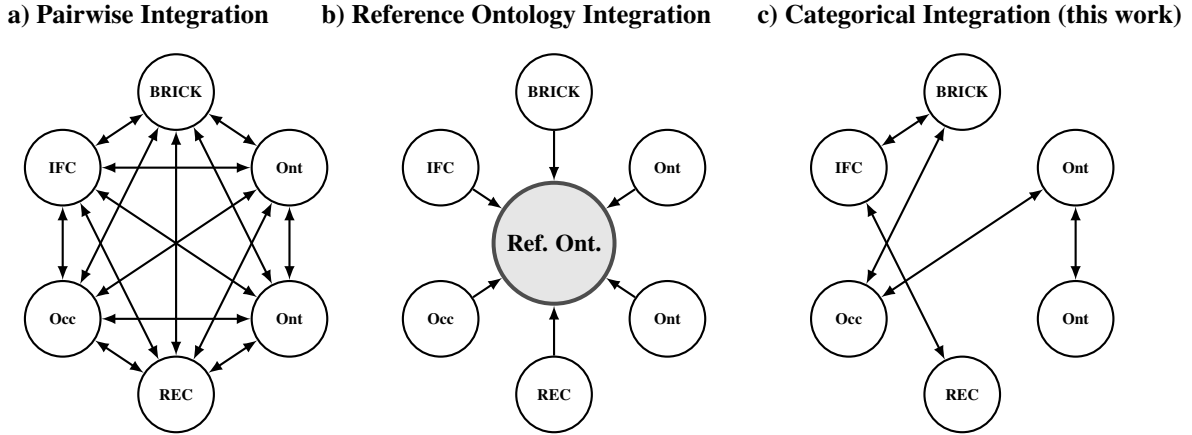


Figure 1: Comparison of pairwise, reference, and categorical integration of n ontologies for building digital twins. a) Pairwise integration requires $O(n^2)$ mappings with no composition guarantees (order matters). b) Reference ontology requires $O(n)$ mappings into a predetermined universal schema, but transformations are one-way and lossy. c) Categorical integration requires $O(n)$ mappings to connect all schemas bidirectionally, enabling data exchange between any ontology pair through (path independent) composition – the best of both previous approaches. **Abbreviations** (as example): IFC = Industry Foundation Classes, BRICK, Occ = Occupant behavior, REC = RealEstateCore, Ont = generic ontologies

This persistent integration and fragmentation challenge hints at a **fundamental gap: the absence of mathematical foundations** for structure-preserving transformations across heterogeneous building data. As buildings are inherently multi-scale, multi-physics, multi-stakeholder systems where different representations serve different purposes, semantic interoperability frameworks must preserve their individual strengths without becoming prohibitively complex to manage in practice.

Category theory provides the mathematical foundations that building data integration needs. Developed since the 1940s to connect different areas of mathematics, category theory studies structural relationships independent of implementation details. Its fundamental viewpoint is that **many properties of systems can be understood by studying relationships between objects rather than the objects’ internal details**. Category theory studies the preservation and transformation of relationships using functorial (homomorphic) mappings, which is crucial to building data integration, because building data integration is fundamentally about preserving relationships during transformation. The critical insight is that the way ontologies such as BRICK and IFC compose and relate can be studied by category theory, once they have been axiomatized in first order logic, as we will see shortly.

Category theory has proven transformative across industries: enabling consensus-free integration of formulae-laden excel spreadsheets in oil and gas without combinatorial explosion [9], streamlining schema integration in manufacturing and databases [10, 11], demonstrating $10\times$ to $100\times$ speedups in certain big data algorithms [12], and enabling compositional co-design of autonomous systems [13, 14]. Beyond efficiency, categorical methods enforce data constraints [15], guarantee algebraic interoperability [8], and support scalable parallel processing [16]. Category theory provides “more flexible and robust integration of existing and evolving information”, whereas the reference (universal) ontology approach requires “characterizing entire portal databases in terms of additional information” [10]; that is, the reference ontology must be an ontology at least as expressive as every ontology mapping into it, a difficult condition to guarantee; in our approach, the reference ontology is automatically synthesized from the $O(n)$ mappings provided. (In fact, our approach will synthesize a different reference ontology for different input mappings, allowing users to exchange data in more than one way). Thus, category theory provides correct-by-construction algorithms for data migration between domain models, data aggregation and model integration, which are exactly the capabilities needed for building lifecycle data integration.

In this paper, we demonstrate how categorical methods apply to building data integration through two proof-of-concept implementations. We formalize simplified IFC, BRICK and REC schemas using first-order logic, and use the open-source Categorical Query Language (CQL, available at <http://categoricaldata.net>) to automate data exchange between them. Our contributions are:

1. **First-order formalization of building ontologies:** We propose to represent building ontologies like IFC, BRICK, etc., as theories in first-order logic, making explicit the mathematical structure underlying building data models.
2. **Integration through theory extensions:** We demonstrate a principled way to combine n incompatible ontologies by specifying how $O(n)$ formulae can define a theory extension that enables automatic data exchange across all building instances of those ontologies. This theory extension is interpreted categorically as a “lifting problem” [17] that the CQL logic engine solves using sophisticated algorithms [18], resulting in correct-by-construction, quality-optimal, data exchange or integration. We also provide a user-friendly shorthand notation for specifying theory extensions.
3. **Two integration scenarios:** (1) A commissioning scenario generating BRICK operational models from IFC design data replicating a case study from literature; (2) An integration scenario demonstrating data exchange between three ontologies while only mapping two pairwise.

With these proof-of-concept examples, we establish feasibility of categorical approaches for real building integration challenges and identify the path toward production deployment. We take an expedient approach to presenting categorical data integration: we first present the general integration pattern to build intuition in Section 2, and then, we work through the two proof-of-concept examples in Section 3. In this way, category theory itself becomes an implementation detail rather than a prerequisite to understand this paper. Finally, in Section 4 we discuss the implications of our work and potential future research directions, before concluding the paper in Section 5.

2 Categorical data integration/exchange: A bird’s eye view

The key insight for categorical data integration/exchange (mathematically, our framework treats integration and exchange as the same problem) is that we construct a theory extension C that contains both source schemas A and B , plus an explicit, albeit partial, specification of how A and B relate. Rather than writing procedural code to map data from A to B or vice versa, or creating an entire reference ontology that subsumes both A and B (a full specification of how A and B relate), users declare arbitrary logical relationships between A and B using formulae and let algorithms derive the associated reference ontology and data migration/integration, as a consequence, similar to solving a system of equations.

The integration/migration pattern can be broken down into a design decision that has to be made once (how to (partially) relate BRICK and IFC), by a human or computer, and an execution part that is automated (how to translate data from BRICK to IFC and vice versa, or how to translate IFC and BRICK into a combined schema):

Input specification (given once):

- Which entities/tables correspond across schemas
- Which columns/attributes correspond across corresponding tables
- Which rows/records correspond across corresponding columns/attributes (specified using data-independent formulae)

We are being deliberately vague in writing “correspond”, because a large fragment of first-order logic is available to define such correspondences, as we will see later.

Automated (and correct-by-construction) execution:

- Verifies consistency of data against schema formulae and type safety at compile time
- Migrates data from source schemas into a synthetic combined schema (data integration)
- Migrates data from the combined schema back to source schemas (data exchange)
- Round-trips data from each source through the combined schema and back to each source, quantifying information gain or loss on a table-by-table basis (not described in this paper)

We will use (functional) first-order logic as the syntax for mappings/formulae/ontologies/etc in this paper. In first-order logic, a *signature* consists of a set of *type* names, and a set of typed function symbols. A *theory* over a signature is a set of formulae that describe the intended meaning of the symbols in the signature.

For example, the “signature of arithmetic” is defined using a single type, *Nat* (natural number), and four typed function symbols, $0 : \text{Nat}$ and $S : \text{Nat} \rightarrow \text{Nat}$ (successor, so that $1 = S(0)$) and $+$: $\text{Nat} \rightarrow \text{Nat}$ and \times : $\text{Nat} \rightarrow \text{Nat}$, and the “theory of arithmetic” is the formulae:

$$\begin{aligned} \forall x : \text{Nat}, x + 0 = x & \quad \forall x : \text{Nat}, y : \text{Nat}, S(x) + y = S(x + y) \\ \forall x : \text{Nat}, x \times 0 = 0 & \quad \forall x : \text{Nat}, x \times 1 = x & \quad \forall x : \text{Nat}, y : \text{Nat}, S(x) \times y = y + (x \times y) \end{aligned}$$

A *model* I of a theory T over a signature S provides a set $I(s)$ for each type $s \in S$, and provides, for each function symbol $f : c \rightarrow d \in S$, a function $I(f) : I(c) \rightarrow I(d)$ satisfying the formulae of T . For example, we can take $I(\text{Nat}) = 0, 1, 2, \dots$ and use the usual addition and multiplication functions as a model. But we can also take e.g. $I(\text{Nat}) = \text{true}, \text{false}$ and interpret $+$ and \times as logical and and logical or. The use of first-order logic in data integration has a long history [19]; and more recently, categorical methods decompose data exchange into finer primitives than logic-based formalisms: adjoint functors (Σ, Δ) for data migration and colimits for schema composition [8]. This decomposition identifies theory extensions as the proper mechanism for composing ontologies.

In this paper’s framework, a **schema** S is a first-order theory decomposed in the following components [8] (not all first-order theories can be decomposed into schemas, but all schemas compose into first-order theories):

Type-side: Data types and library functions (e.g., `String`, $+$, `concat`)

Entities: Data tables or record types (e.g., `Equipment`, `Location`, `Point`)

Foreign keys: Functions between entities (e.g., `hasLocation` : `Equipment` \rightarrow `Location`)

Attributes: Functions from entities to types (e.g., `name` : `Equipment` \rightarrow `String`)

Formulae: Constraints that instances must satisfy (e.g., $\forall e : \text{Equipment}, e.\text{hasLocation}.\text{building} = e$). These formulae must be “existential Horn clauses” [19], that is, formulae of the form $\forall x : X \ y : Y \dots, \phi(x, y, \dots) \rightarrow \exists u : U, v : V, \dots, \psi(x, y, u, v)$.

An **instance** I on schema S is a model of S ; that is, it assigns concrete data: e.g., a set $I(\text{Equipment})$ of equipment records, a function $I(\text{hasLocation})$ mapping each equipment to its location, values for attributes, etc. Being models, instances must satisfy all schema formulae in the usual way [19].

It can be proved that the restrictions above are the minimal required for any data exchange framework, including the one we use in this paper, to have properties desirable for data exchange/integration. For example, if we allow arbitrary first-order formulae (or arbitrary formulae in RDF/OWL’s “description logic”), then mathematically there may be more than one solution to a data exchange problem.

3 Examples

Having established intuition for writing schemas, we now demonstrate our application through two proof-of-concept examples:

Example 1: Generating BRICK operational models from IFC design data at commissioning—replicating the scenario from [20] using categorical methods.

Example 2: Three-way integration of IFC, BRICK, and RealEstateCore (REC), demonstrating how categorical composition enables cross-ontology queries with only linearly-many pairwise specifications.

We chose IFC, BRICK, and REC ontologies because they represent different lifecycle phases (design, operations, property management) with real integration challenges documented in the literature. The examples are intentionally verbose to illustrate the concepts clearly; the same patterns apply to other ontology combinations. The ontologies we use in the examples are shown in Fig. 2. We implement all examples in the open-source Categorical Query Language (CQL) [21], with complete code and screens shots provided in Appendix A.

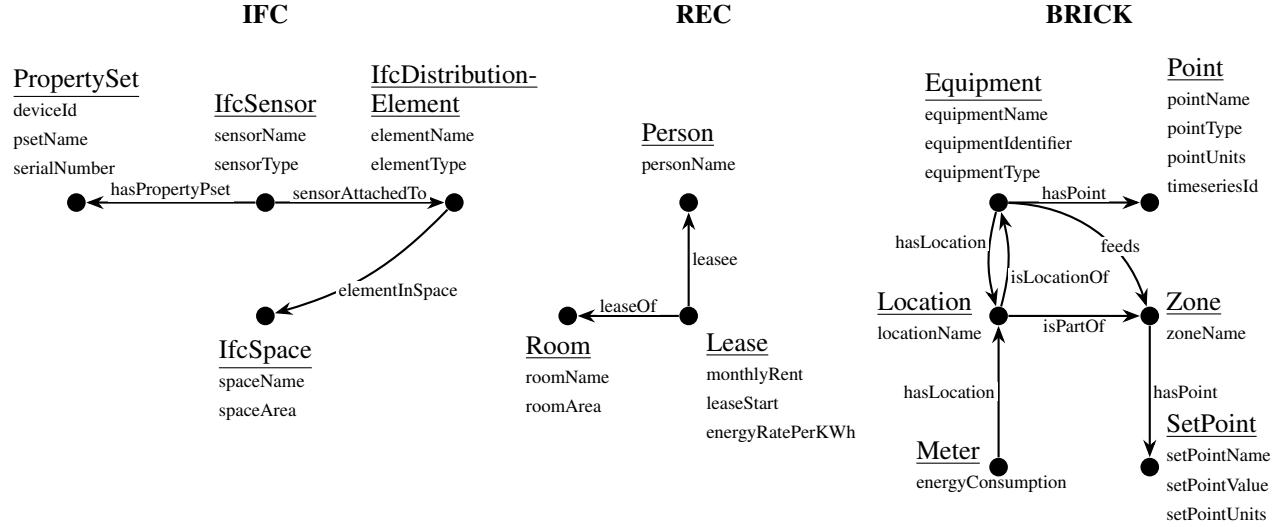


Figure 2: Individual schemas for IFC (left), REC (middle), and BRICK (right) used in the examples

3.1 Example 1: Integration of Static and Dynamic Data

This example addresses one of the most important challenges in the building lifecycle: generating operational models from design data at commissioning. We replicate the scenario from [20]: given an IFC model with property sets containing BMS device identifiers, generate a BRICK operational model and transfer the device identifier to it.

The approach in [20] uses IFC (technically a subset, BOT) entities to represent spatial entities and relationships; and then manually creates BRICK instances and connects them to the IFC graph through custom alignment rules. The integration mechanism relies on manually parsing IFC property sets (*IfcPropertySet*) to extract BMS device identifiers (*deviceId*) and matching them to the manually-created BRICK timeseries identifiers (*timeseriesId*).

We demonstrate our categorical approach on a subset of the same dataset used in [20]. The example includes five rooms (named R240, R260, R200, R440, and R460) across multiple floors, each equipped with one split air conditioning unit and temperature sensor. The IFC instance (see Fig. 3) contains Spatial geometry (*IfcSpace* entities with areas), Equipment information (*IfcDistributionElement* for AC units), Temperature sensors (*IfcSensor* entities), and Property sets (*IfcPropertySet*) with BMS device tags (*deviceId*). The BRICK instance is initially empty.

Recall that the task is to create a BRICK instance from this IFC data, which contains the *deviceId* from the IFC property set as *timeseriesId*. We begin by constructing a theory extension C by specifying which tables should correspond:

Entity Correspondences:

$$\begin{aligned} \text{Equipment} &\cong \text{IfcDistributionElement} \\ \text{Location} &\cong \text{IfcSpace} \end{aligned}$$

Mathematically, our theory C extends BRICK and IFC with isomorphisms (inverse functions) between *Equipment* and *IfcDistributionElement* and between *Location* and *IfcSpace*, although writing these isomorphisms explicitly is verbose so we will suppress them in the first-order logic in the examples and instead identify *Equipment* with *IfcDistributionElement* and *Location* with *IfcSpace* (a technique which can itself be made precise using the notion of a “quotient” theory).

Formula 1 This equation aligns BRICK’s and IFC’s spatial relationship:

$$\text{Equipment.hasLocation} = \text{Equipment.elementInSpace}$$

Examples_IFC_BRICK_REC.cql - 1:49:44 PM

Summary
typeside BuildingTypes
schema BRICK
schema IFC
schema REC
instance IfcInstance : IFC
schema_colimit CombinedColin
schema Combined
mapping BrickMapping : BRICK
mapping IfcMapping : IFC -> g
instance CombinedIfc : getSche
constraints Rules : Combined
instance ChasedInstance : getS
instance Brick_enriched : BRICK
instance Ifc_enriched : IFC
query q : Combined -> cod_q
instance qCombined : cod_q si
instance BrickInstance : BRICK
instance RecInstance : REC
schema_colimit ThreeWayColin
schema CombinedThreeWay
mapping BrickMappingThreeWay
mapping IfcMappingThreeWay
mapping RecMappingThreeWay
instance CombinedBrickThreeV
instance CombinedIfcThreeWay
instance CombinedRecThreeW
instance CombinedInstanceThr
constraints IntegrationRulesThr
instance ChasedInstanceThree
instance Brick_enrichedThreeW
instance Ifc_enrichedThreeWay

Tables TyAlg Hom-sets DP Graph Text Expression

IfcDistributionElement (5)

Row	elementName	elementType	elementInSpace
0	Split AC Unit 240	MechanicalAppliance	15
1	Split AC Unit 260	MechanicalAppliance	16
2	Split AC Unit 200	MechanicalAppliance	17
3	Split AC Unit 440	MechanicalAppliance	18
4	Split AC Unit 460	MechanicalAppliance	19

IfcPropertySet (5)

Row	psetName	deviceId
5	Pset_SensorCommon	TUC.245.77.R240
6	Pset_SensorCommon	TUC.245.77.R260
7	Pset_SensorCommon	TUC.245.77.R200
8	Pset_SensorCommon	TUC.245.77.R440
9	Pset_SensorCommon	TUC.245.77.R460

IfcSensor (5)

Row	sensorName	sensorType	hasPropertySet	sensorAttachedTo
10	Temperature Senso...	TemperatureSensor	5	0
11	Temperature Senso...	TemperatureSensor	6	1
12	Temperature Senso...	TemperatureSensor	7	2
13	Temperature Senso...	TemperatureSensor	8	3
14	Temperature Senso...	TemperatureSensor	9	4

IfcSpace (5)

Row	spaceName	spaceArea
15	Room 240	18.68
16	Room 260	17.12
17	Room 200	18.32
18	Room 440	18.68

20 IDs, 0 nulls, 0.033 seconds. Provenance: ☐ Row limit:

Figure 3: IFC instance for Example 1 (and 2) in CQL. The BRICK instance is initially empty (not shown).

The above equation illustrates a short-hand for writing “paths” of unary functions; it abbreviates:

$$\forall x : \text{Equipment}, \text{hasLocation}(x) = \text{elementInSpace}(x)$$

Recall that $\text{Equipment} \cong \text{IfcDistributionElement}$, and so the formulae is identifying columns from both Equipment and IfcDistributionElement; we could have instead equivalently written

$$\forall x : \text{IfcDistributionElement}, \text{hasLocation}(x) = \text{elementInSpace}(x)$$

Formula 2 For each pair (IfcSensor, Point) attached to the same Equipment assign deviceId to timeseriesId:

$$\begin{aligned} \forall s : \text{IfcSensor}, p : \text{Point} \text{ where } p &= s.\text{sensorAttachedTo}.\text{hasPoint} \\ \Rightarrow p.\text{timeseriesId} &= s.\text{hasPropertySet}.\text{deviceId} \end{aligned}$$

Note that we do not need to identify Point with IfcSensor. The entity correspondences and formulae above are sufficient to transfer data from IFC to BRICK. In addition, not shown here, we could continue completing certain BRICK entries automatically, for example locationName or zoneName if available if IFC.

Figure 4 shows the theory extension C ; the black and outlined entities form the core IFC \leftrightarrow BRICK integration for this example (the blue entities will be introduced in Example 2). Table 1 shows the results of a query on C returning spaceName and spaceArea as stored in IFC and timeseriesId from BRICK. (Note that this query could also be done in e.g. SQL on the output of CQL.) This replicates the equivalent query and result from [20]. Querying the timeseries database using SQL and timeseriesId to compute, e.g., the mean daily temperature, would be the same as in [20].

This example demonstrates favorable *data complexity*: the integration rules are specified once and apply automatically to all 5 rooms (or 50, or 500) without additional effort. This contrasts with the approach in [20], where each deviceId

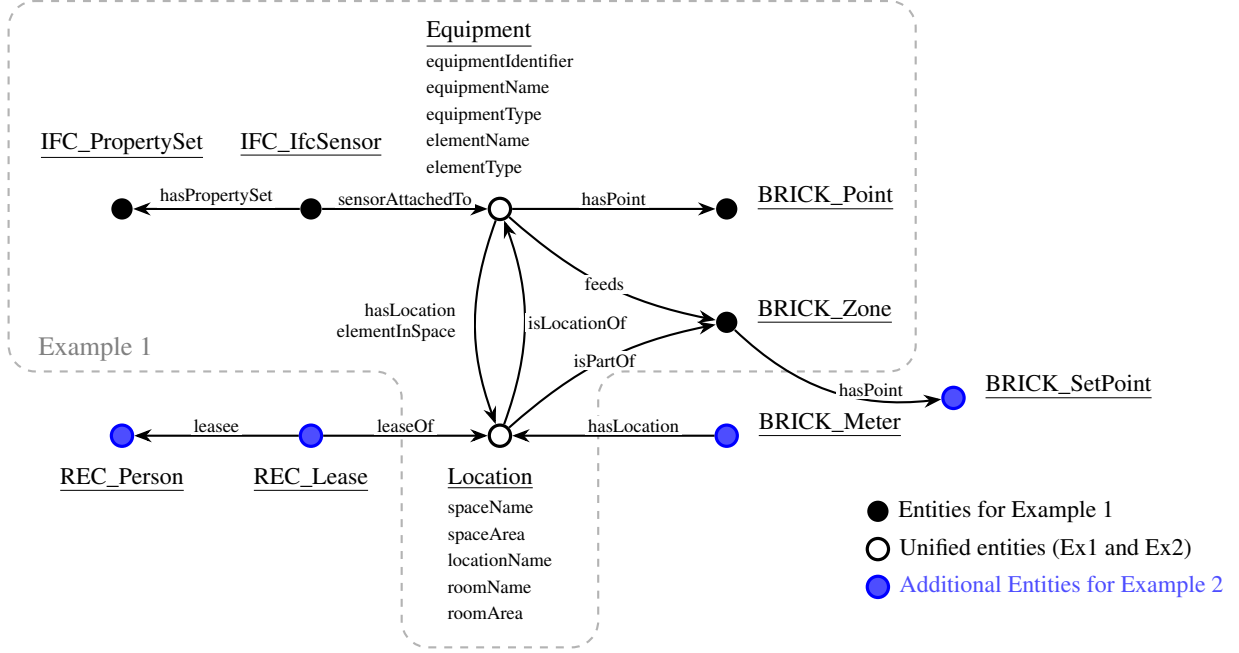


Figure 4: Theory extension C for Examples 1 and 2. **Example 1** (entities within dashed boundary): IFC \leftrightarrow BRICK integration for generating BRICK operational models from IFC design data. The unified Equipment entity merges IFC’s IfcDistributionElement with BRICK’s Equipment; the unified Location merges IfcSpace with BRICK’s Location. Formula 2 copies deviceId from PropertySet through to BRICK’s Point.timeseriesId. **Example 2** (all entities): Three-way integration adding REC for property management. The unified Location now also incorporates REC’s Room, enabling cross-ontology queries: BRICK’s Meter and SetPoint connect to REC’s Lease through the shared spatial reference. Crucially, only IFC \leftrightarrow BRICK and IFC \leftrightarrow REC mappings are specified; the BRICK \leftrightarrow REC relationship emerges automatically through categorical composition. (Attributes are only shown for the unified entities, otherwise they remain the same as in Fig. 2).

```

1 query q = simple : Combined {
2   from e:Equipment
3
4   attributes
5     IFC_spaceName -> e.hasLocation.spaceName
6     IFC_spaceArea -> e.hasLocation.spaceArea
7     BRICK_timeseriesId -> e.hasPoint.timeseriesId
8 }

```

Listing 1: Example 1 CQL Query returning spaceName and spaceArea from IFC and timeseriesId from BRICK through the unified entity Equipment, reproducing the query from [20]

must be manually extracted and matched to a manually created BRICK Point’s timeseriesId, e.g., an effort that scales linearly with building size.

Beyond favorable data complexity, the categorical framework provides favorable *query complexity (compositional integration)*: When integrating multiple ontologies, traditional approaches require explicit mappings between each pair, i.e., $O(n^2)$ specifications for n ontologies. Category theory provides a principled alternative: mappings compose automatically (via logical entailment/deduction), so integrating three ontologies requires only two explicit specifications. We show this in the next example.

3.2 Example 2: Three-Way Integration of IFC/BRICK with RealEstateCore

We now demonstrate this compositional scalability advantage by extending the previous scenario. We add RealEstateCore (REC) for property management [22], enabling tenant-based energy billing queries that span design, operations,

Table 1: Example 1 query result combining results from both IFC and BRICK, replicating the equivalent result from [20]

IFC_spaceName	IFC_spaceArea (m ²)	BRICK_timeseriesId
Room 240	18.68	TUC.245.77.R240
Room 260	17.12	TUC.245.77.R260
Room 200	18.32	TUC.245.77.R200
Room 440	18.68	TUC.245.77.R440
Room 460	17.12	TUC.245.77.R460

Examples_IFC_BRICK_REC.cql - 9:26:04 PM

Tables TyAlg Hom-sets DP Graph Text Expression

Equipment (5)

Row	equipmentIdentifier	equipmentName	equipmentType	feeds	hasLocation	hasPoint
0	AC-R240	Split AC Room 240	Split_Air_Conditioner	25	5	15
1	AC-R260	Split AC Room 260	Split_Air_Conditioner	26	6	16
2	AC-R200	Split AC Room 200	Split_Air_Conditioner	27	7	17
3	AC-R440	Split AC Room 440	Split_Air_Conditioner	28	8	18
4	AC-R460	Split AC Room 460	Split_Air_Conditioner	29	9	19

Location (5)

Row	locationName	isLocationOf	isPartOf
5	Room 240	0	25
6	Room 260	1	26
7	Room 200	2	27
8	Room 440	3	28
9	Room 460	4	29

Meter (5)

Row	energyConsumption	hasLocation
10	145.7	5
11	132.4	6
12	158.3	7
13	167.2	8
14	125.8	9

Point (5)

Row	pointName	pointType	pointUnits	timeseriesId
15	Room 240 Air Temperature	Zone_Air_Temperature_Sensor	DEG_C	TUC.245.77.R240
16	Room 260 Air Temperature	Zone_Air_Temperature_Sensor	DEG_C	TUC.245.77.R260
17	Room 200 Air Temperature	Zone_Air_Temperature_Sensor	DEG_C	TUC.245.77.R200
18	Room 440 Air Temperature	Zone_Air_Temperature_Sensor	DEG_C	TUC.245.77.R440
19	Room 460 Air Temperature	Zone_Air_Temperature_Sensor	DEG_C	TUC.245.77.R460

SetPoint (5)

Row	setPointName	setPointValue	setPointUnits
20	SetPoint_Zone-R240	70	DEG_C
21	SetPoint_Zone-R260	71	DEG_C
22	SetPoint_Zone-R200	72	DEG_C
23	SetPoint_Zone-R440	73	DEG_C
24	SetPoint_Zone-R460	74	DEG_C

Zone (5)

Row	zoneName	hasPoint
25	Zone-R240	20
26	Zone-R260	21
27	Zone-R200	22
28	Zone-R440	23
29	Zone-R460	24

30 IDs, 5 nulls, 0.034 seconds. Provenance: ☐ Row limit:

Figure 5: BRICK instance for Example 2 in CQL. Note the empty entry setPointValue for the SetPoint entity.

and property management data. We note that there are harmonization efforts between BRICK and REC¹. Here, our intention is to demonstrate that with the categorical approach, we can achieve data integration and data exchange for free: we will intentionally only specify mappings IFC \leftrightarrow BRICK and IFC \leftrightarrow REC and show that then REC \leftrightarrow BRICK is inferred automatically.

For the practical part of the example, we assume an existing BRICK instance (as opposed to Ex 1, where we created one from IFC). In particular, we associate an energy meter with each room that holds the last months aggregated energy use for billing purposes (REC). We also associate a (cooling) set point with each BRICK HVAC zone and will use vacancy information in REC to increase the set point in case of vacancy in order to reduce energy use. Finally, the REC instance contains lease information linked to each room. Crucially, roomArea is not initially available in REC and will be obtained later from IFC. The IFC instance is the same as previously (Fig 3), the BRICK and REC instances are shown in Figs 5 and 6.

¹<https://www.realestatecore.io/brickrec/>

Examples_IFC_BRICK_REC.cql - 9:26:04 PM

Summary

- typeside BuildingTypes
- schema BRICK
- schema IFC
- schema REC
- instance IfcInstance : IFC
- schema_colimit CombinedColin
- schema Combined
- mapping BrickMapping : BRICK
- mapping IfcMapping : IFC -> g
- instance CombinedIfc : getSche
- constraints Rules : Combined
- instance ChasedInstance : getS
- instance Brick_enriched : BRICK
- instance Ifc_enriched : IFC
- query q : Combined -> cod_q
- instance qCombined : cod_q si
- instance BrickInstance : BRICK
- instance RecInstance : REC**
- schema_colimit ThreeWayColim
- schema CombinedThreeWay
- mapping BrickMappingThreeW
- mapping IfcMappingThreeWay
- mapping RecMappingThreeWa
- instance CombinedBrickThreeV
- instance CombinedIfcThreeWay
- instance CombinedRecThreeW
- instance CombinedInstanceThr
- constraints IntegrationRulesThr
- instance ChasedInstanceThree
- instance Brick_enrichedThreeW

Tables TyAlg Hom-sets DP Graph Text Expression

Lease (5)

Row	leaseStart	monthlyRent	energyRatePerKWh	leaseOf	leasee
0	?	?	?	10	5
1	2023-09-01	350.0	0.15	11	6
2	2023-09-01	350.0	0.15	12	7
3	2023-09-01	350.0	0.15	13	8
4	2023-09-01	350.0	0.15	14	9

Person (5)

Row	personName
5	Vacant
6	Person B
7	Person C
8	Person D
9	Person E

Room (5)

Row	roomName	roomArea
10	Room 240	?
11	Room 260	?
12	Room 200	?
13	Room 440	?
14	Room 460	?

15 IDs, 8 nulls, 0.018 seconds. Provenance: Row limit:

Figure 6: REC instance for Example 2 in CQL. Note the empty entries for roomArea for the Room entity. The top row in Lease is empty corresponding to the unleased room.

Thus, the task is to combine IFC for room sizes, BRICK for energy meter readings and equipment associations, and REC for tenant assignments and billing information. We extend the theory extension from Example 1 to relate REC entities and additional BRICK components (see Fig. 4, blue entities):

Entity Identifications:

$$\text{Equipment} \cong \text{IfcDistributionElement}$$

$$\text{Location} \cong \text{IfcSpace}$$

$$\text{Room} \cong \text{IfcSpace}$$

The first two equations align BRICK with IFC entities. The third equation aligns IFC with REC. In particular, we do not specify a direct BRICK \leftrightarrow REC relationship. The categorical construction automatically infers:

$$\text{BRICK.Location} = \text{IFC.IfSpace} = \text{REC.Room}$$

This construction enables operations that span all three ontologies through a single unified Location.

Formulae 1 and 2 We can now identify existing entries based on structural relationships: Locations with identical locationName are unified. Formally:

$$\forall l_1, l_2 : \text{Location}, l_1.\text{spaceName} = l_2.\text{roomName} \Rightarrow l_1 = l_2$$

$$\forall l_1, l_2 : \text{Location}, l_1.\text{spaceName} = l_2.\text{locationName} \Rightarrow l_1 = l_2$$

Note that here we use equality of names for simplicity, in our experiments we have also used fuzzy equality allowing for slightly different room namings in each ontology.

Formula 3 In this example, the REC instance does not contain the area of the rooms. But because we have aligned the Location entity in each ontology, and identified the same entities using Formulae 1 and 2, now we can easily exchange this data from IFC to REC. Formally:

$$\forall l : \text{Location}, l.\text{roomArea} = l.\text{spaceArea}$$

Examples_IFC_BRICK_REC.cql - 9:35:14 PM

Summary
typeside BuildingTypes
schema BRICK
schema IFC
schema REC
instance IfcInstance : IFC
schema_colimit CombinedColimit
schema Combined
mapping BrickMapping : BRICK ->
mapping IfcMapping : IFC -> get
instance CombinedIfc : getScheme
constraints Rules : Combined
instance ChasedInstance : getScheme
instance Brick_enriched : BRICK
instance Ifc_enriched : IFC
query q : Combined -> cod_q sir
instance qCombined : cod_q sir
instance BrickInstance : BRICK
instance RecInstance : REC
schema_colimit ThreeWayColimit
schema CombinedThreeWay
mapping BrickMappingThreeWay : Ifc
mapping IfcMappingThreeWay : Ifc
mapping RecMappingThreeWay : Ifc
instance CombinedBrickThreeWay
instance CombinedIfcThreeWay : Ifc
instance CombinedRecThreeWay : Ifc
instance CombinedInstanceThreeWay : Ifc
constraints IntegrationRulesThreeWay
instance ChasedInstanceThreeWay : Ifc
instance Brick_enrichedThreeWay : Ifc
instance Ifc_enrichedThreeWay : Ifc
instance Rec_enrichedThreeWay : Ifc
query TenantBilling : CombinedThreeWay
instance TenantBillingResults : CombinedThreeWay

Tables TyAlg Hom-sets DP Graph Text Expression

BRICK_Meter (5)

Row	energyConsumption	hasLocation
0	145.7	39
1	132.4	38
2	158.3	37
3	167.2	36
4	125.8	35

BRICK_Point (5)

Row	pointType	timeseriesId	pointUnits	pointName
5	Zone_Air_Temperature_Sensor	TUC.245.77.R460	DEG_C	Room 460 Air Temperature
6	Zone_Air_Temperature_Sensor	TUC.245.77.R440	DEG_C	Room 440 Air Temperature
7	Zone_Air_Temperature_Sensor	TUC.245.77.R200	DEG_C	Room 200 Air Temperature
8	Zone_Air_Temperature_Sensor	TUC.245.77.R260	DEG_C	Room 260 Air Temperature
9	Zone_Air_Temperature_Sensor	TUC.245.77.R240	DEG_C	Room 240 Air Temperature

BRICK_SetPoint (5)

Row	setPointUnits	setPointValue	setPointName
10	DEG_C	22.0	SetPoint_Zone-R460
11	DEG_C	22.0	SetPoint_Zone-R440
12	DEG_C	22.0	SetPoint_Zone-R200
13	DEG_C	22.0	SetPoint_Zone-R260
14	DEG_C	26.0	SetPoint_Zone-R240

BRICK_Zone (5)

Row	zoneName	hasPoint
15	Zone-R460	10
16	Zone-R440	11
17	Zone-R200	12
18	Zone-R260	13
19	Zone-R240	14

Equipment (5)

Row	equipmentType	elementType	equipmentIdentifier	equipmentName	elementName	elementInSpace	feeds	hasLocation	hasPoint
20	Split_Air_Conditioner	MechanicalAppliance	AC-R460	Split AC Room 460	Split AC Unit 460	35	15	35	5
21	Split_Air_Conditioner	MechanicalAppliance	AC-R440	Split AC Room 440	Split AC Unit 440	36	16	36	6
22	Split_Air_Conditioner	MechanicalAppliance	AC-R200	Split AC Room 200	Split AC Unit 200	37	17	37	7
23	Split_Air_Conditioner	MechanicalAppliance	AC-R260	Split AC Room 260	Split AC Unit 260	38	18	38	8
24	Split_Air_Conditioner	MechanicalAppliance	AC-R240	Split AC Room 240	Split AC Unit 240	39	19	39	9

IFC_IfcPropertySet (5)

Row	deviceId	psetName
25	TUC.245.77.R460	Pset_SensorCommon
26	TUC.245.77.R440	Pset_SensorCommon
27	TUC.245.77.R200	Pset_SensorCommon
28	TUC.245.77.R260	Pset_SensorCommon
29	TUC.245.77.R240	Pset_SensorCommon

50 IDs, 3 nulls, 0.187 seconds. Provenance: [checkbox] Row limit: [slider]

Figure 7: The Integrated Instance (1/2) of Example 2 after all rules have been applied. (cont'd in Fig. 8)

Formulae 4 and 5 We derive HVAC setpoints (BRICK) from occupancy status (REC):

$$\begin{aligned} \forall l : \text{Lease}, \text{levenshtein}(l.\text{leasee}.\text{personName}, \text{"Vacant"}) > 0 \\ \Rightarrow l.\text{leaseOf}.\text{isPartOf}.\text{hasPoint}.\text{setPointValue} = 22 \\ \forall l : \text{Lease}, l.\text{leasee}.\text{personName} = \text{"Vacant"} \\ \Rightarrow l.\text{leaseOf}.\text{isPartOf}.\text{hasPoint}.\text{setPointValue} = 26 \end{aligned}$$

The first formula sets the comfort setpoint (22°C) for occupied rooms; the second sets the energy-saving setpoint (26°C) for vacant rooms. These rules traverse from REC’s Lease through the unified Location to BRICK’s Zone and its SetPoint, demonstrating how property management data can directly influence building operations through the categorical integration.

Formula 6 Finally, as in the previous example, we align BRICK’s and IFC’s spatial relationship:

$$\text{Equipment}.\text{hasLocation} = \text{Equipment}.\text{elementInSpace}$$

Figures 7 and 8 show the integrated instance after all rules have been applied. Notice how the unified entities Equipment and Location now contain all attributes from the individual instances. The query in Listing 2 demonstrates the power of categorical composition: `lease.leaseOf` navigates from REC’s Lease to the unified Location, which is simultaneously IFC’s `IfcSpace`, BRICK’s Location, and REC’s Room. From there, `isLocationOf` reaches BRICK’s Equipment, and the `where` clause joins with BRICK_Meter through the same unified spatial reference. Table 2 shows the query results successfully combining data from REC, and BRICK. Note how `zoneSetPoint` depends on the vacancy (as mimicked by `personName`), and how `roomArea` has been obtained in REC after it has been copied there from IFC (via Formula 3).

These two examples demonstrate the core capabilities of categorical data integration: Example 1 showed how theory extensions enable automated data generation from IFC to BRICK at commissioning, while Example 2 showed how compositional integration enables cross-ontology queries without explicit pairwise mappings. We now turn to discussing the broader implications of this framework, its advantages over current approaches, and the challenges that remain before production deployment.

Examples_IFC_BRICK_REC.cql - 9:35:14 PM

Summary
typeside BuildingTypes
schema BRICK
schema IFC
schema REC
instance IFCInstance : IFC
schema_colimit CombinedColimit
schema Combined
mapping BrickMapping : BRICK -> get
instance IFCMapping : IFC -> get
instance CombinedIfc : getScheme
constraints Rules : Combined
instance ChasedInstance : getScheme
instance Brick_enriched : BRICK
instance IFC_enriched : IFC
query q : Combined -> cod_q sir
instance qCombined : cod_q sir
instance BrickInstance : BRICK
instance RecInstance : REC
schema_colimit ThreeWayColimit
schema CombinedThreeWay
mapping BrickMappingThreeWay : IFC
mapping RecMappingThreeWay : IFC
instance CombinedBrickThreeWay
instance CombinedIfcThreeWay
instance CombinedRecThreeWay
instance CombinedInstanceThreeWay
constraints IntegrationRulesThreeWay
instance ChasedInstanceThreeWay
instance Brick_enrichedThreeWay : IFC
instance Rec_enrichedThreeWay : IFC
query TenantBilling : CombinedThreeWay
instance TenantBillingResults : cod_q sir

Tables	TyAlg	Hom-sets	DP	Graph	Text	Expression
20	Split_Air_Conditioner	MechanicalAppliance	AC-R460	Split AC Room 460	Split AC Unit 460	35 15 35 5
21	Split_Air_Conditioner	MechanicalAppliance	AC-R440	Split AC Room 440	Split AC Unit 440	36 16 36 6
22	Split_Air_Conditioner	MechanicalAppliance	AC-R200	Split AC Room 200	Split AC Unit 200	37 17 37 7
23	Split_Air_Conditioner	MechanicalAppliance	AC-R260	Split AC Room 260	Split AC Unit 260	38 18 38 8
24	Split_Air_Conditioner	MechanicalAppliance	AC-R240	Split AC Room 240	Split AC Unit 240	39 19 39 9

IFC_PropertySet (5)

Row	deviceId	psetName
25	TUC.245.77.R460	Pset_SensorCommon
26	TUC.245.77.R440	Pset_SensorCommon
27	TUC.245.77.R200	Pset_SensorCommon
28	TUC.245.77.R260	Pset_SensorCommon
29	TUC.245.77.R240	Pset_SensorCommon

IFC_IfcSensor (5)

Row	sensorType	sensorName	hasPropertySet	sensorAttachedTo
30	TemperatureSensor	Temperature Sensor 460	25	20
31	TemperatureSensor	Temperature Sensor 440	26	21
32	TemperatureSensor	Temperature Sensor 200	27	22
33	TemperatureSensor	Temperature Sensor 260	28	23
34	TemperatureSensor	Temperature Sensor 240	29	24

Location (5)

Row	locationName	spaceArea	roomArea	spaceName	roomName	isLocationOf	isPartOf
35	Room 460	17.12	17.12	Room 460	Room 460	20	15
36	Room 440	18.68	18.68	Room 440	Room 440	21	16
37	Room 200	18.32	18.32	Room 200	Room 200	22	17
38	Room 260	17.12	17.12	Room 260	Room 260	23	18
39	Room 240	18.68	18.68	Room 240	Room 240	24	19

REC_Lease (5)

Row	leaseStart	monthlyRent	energyRatePerKWh	leaseOf	leasee
40	2023-09-01	350.0	0.15	35	45
41	2023-09-01	350.0	0.15	36	46
42	2023-09-01	350.0	0.15	37	47
43	2023-09-01	350.0	0.15	38	48
44	70	71	72	39	49

REC_Person (5)

Row	personName
45	Person E
46	Person D
47	Person C
48	Person B
49	Vacant

50 IDs, 3 nulls, 0.187 seconds. Provenance: Row limit:

Figure 8: (cont'd from 7) The Integrated Instance (2/2) of Example 2 after all rules have been applied.

```

1 # Final Query (Examples of REC>BRICK through IFC)
2 query TenantBilling = simple : CombinedThreeWay {
3   from lease:REC_Lease meter:BRICK_Meter
4
5   where lease.leaseOf = meter.hasLocation
6
7   attributes
8     REC_personName -> lease.leasee.personName
9     REC_roomName -> lease.leaseOf.roomName
10    REC_roomArea -> lease.leaseOf.roomArea
11    REC_monthlyRent -> lease.monthlyRent
12    # Show Current SetPoints (REC > BRICK)
13    BRICK_zoneSetPoint -> lease.leaseOf.isPartOf.hasPoint.setPointValue
14    # Show Equipment (REC > BRICK)
15    BRICK_Equipment -> lease.leaseOf.isLocationOf.equipmentName
16    # Get energy consumption from BRICK points
17    BRICK_energyUsed -> meter.energyConsumption
18 }

```

Listing 2: CQL query for tenant energy billing. The query joins REC lease data with BRICK meter data through the unified Location entity, demonstrating cross-ontology traversal without explicit BRICK↔REC mapping.

Table 2: Query results for tenant energy billing. The BRICK \leftrightarrow REC join is achieved through the unified Location entity without explicit mapping between the two ontologies. Note that spaceArea is queried from REC (after being copied from IFC), and that BRICK’s zoneSetPoint depends on REC’s personName for vacancy indication.

personName (REC)	roomName (REC)	roomArea (REC, m ²)	monthlyRent (REC, €)	zoneSetPoint (BRICK, °C)	equipmentName (BRICK)	energyUsed (BRICK, kWh)
Vacant	Room 240	18.68	-	26.0	Split AC Room 240	145.7
Person B	Room 260	17.12	350.00	22.0	Split AC Room 260	132.4
Person C	Room 200	18.32	350.00	22.0	Split AC Room 200	158.3
Person D	Room 440	18.68	350.00	22.0	Split AC Room 440	167.2
Person E	Room 460	17.12	350.00	22.0	Split AC Room 460	125.8

4 Discussion and Future Directions

4.1 Advantages Over Current Approaches

Our categorical framework addresses fundamental limitations in current building data integration approaches through several key advantages: First, category theory provides mathematical structures specifically designed for structure-preserving transformations of sophisticated knowledge bases such as ontologies. This is the key paradigm shift. Solutions to categorical constructions such as the “lifting problems” of this paper preserve relationships by construction, rather than by post-hoc empirical testing (which can only prove the absence of errors, not correctness).

Second, categorical approaches require $O(n)$ formulae between n sources to exchange data, as opposed to point-to-point mappings requiring $O(n^2)$ specifications, which also usually lack guarantees that the order point-to-point mappings are followed doesn’t matter. A special case of this is when an existing ontology is updated requiring reconstruction of the integration. Categorical approaches need to only extend the theory extension to recompute the data migrations, and order of integration doesn’t matter.

Third, integration rules in the theory extension are specified once and apply automatically to all instances regardless of database size. Traditional approaches require proportional effort: each entity pair must be individually matched and verified. These properties are key for scalability, practicability and integration across ever newly developed ontologies.

Fourth, categorical integration enables *cross-ontology data exchange*, i.e., deriving values in one ontology from data in another. Example 2 demonstrates this: HVAC setpoints in BRICK are derived from vacancy status in REC, traversing through the unified Location entity. The categorical framework makes such cross-domain policies declarative and verifiable.

While we have not addressed this in detail in this paper, note that CQL operates independently of whether source data uses EXPRESS (IFC’s native language), OWL/RDF (BRICK, BOT), or proprietary formats.

4.2 Implications for Building Digital Twins

Digital twins require integrating heterogeneous data sources across the building lifecycle: design models (IFC), energy simulations (e.g., EnergyPlus), operational data (e.g., BRICK, BACnet), sensor streams (IoT platforms), occupant information, and many others especially if we also extend into urban scale digital twins. Current digital twin platforms typically address integration through proprietary data lakes, custom APIs, and manual data pipelines. As a result, integration costs and efforts are often prohibitive to deploy digital twins in practice at scale.

We put forward our vision that the categorical framework provides the key foundations for managing this complexity, and, thus, is **the enabling technology for digital twins** (Fig. 1): Rather than maintaining pairwise mappings between ontologies, (which becomes unmanageable), or forcing all building data into a single reference ontology, (which becomes unwieldy, not to mention impossible if you want to relate the ontologies in more than one way, rather than one universal way), theory extensions allow modular composition. Each specialized ontology can be developed independently. New ontologies add $O(1)$ query complexity rather than requiring updates to all existing integrations.

A practical illustration comes from recent efforts to extend BRICK for specialized domains, e.g., adding occupant behavior [23] and energy flexibility metadata [24]. In the reference ontology paradigm, e.g., [25], each such extension must be incorporated *into* BRICK itself, progressively enlarging the reference schema. The categorical approach offers an alternative: occupant and flexibility ontologies remain independent first-order theories that compose with BRICK (and IFC, REC, etc.) through theory extensions, preserving modularity while enabling the same cross-ontology queries.

This modularity is the aforementioned key enabling feature for digital twins as they are inherently composed of heterogeneous data. Typically, if at all, one would manually maintain separate models with ad-hoc synchronization. The categorical framework provides principled model aggregation and disaggregation via data exchange.

4.3 Limitations and Open Challenges

Our framework has limitations that future research must address. First, theory extension specification currently requires knowledge beyond typical building science education. While CQL provides accessible syntax, defining the desired theory extension requires understanding the syntax and semantics of first-order logic. Tool development should target construction building professionals, not computer scientists, similar to how SQL users need not understand relational algebra’s mathematical foundations. Visual editors for formulae specification, analogous to BIM authoring tools, would lower barriers to adoption. See [26] for initial attempts in this direction.

Second, performance benchmarking against current SPARQL implementations remains future work, and empirical validation on realistic building models is needed. Comparisons should use standard benchmarks (e.g., IFC models from buildingSMART, BRICK models from published datasets) with metrics including query latency, throughput, and memory consumption.

Third, our proof-of-concept examples address only IFC-BRICK-REC integration. Extending to comprehensive building lifecycle coverage requires formalizing additional schemata: BuildingSync for energy audits, Project Haystack for tagging, proprietary BMS formats, etc. Each requires categorical formalization of existing schemata. Again, the compositional properties mean that integrating n schemata requires $O(n)$ formulae specifications rather than $O(n^2)$ pairwise mappings, which is a fundamental scalability advantage.

4.4 Broader Implications

The building industry has no shortage of ideas for smart buildings, autonomous controls, grid-interactive communities, and AI-driven optimization. What it lacks is the computational infrastructure to reliably develop and deploy these innovations. Today, each new building algorithm requires custom integration code, manual data transformation, and extensive testing because there are no formal interfaces specifying how components should connect. Category theory provides exactly this missing infrastructure: **a mathematical foundation for building computation**. Just as smartphone operating systems enabled app ecosystems by providing formal APIs, categorical frameworks can enable building innovation ecosystems where researchers and practitioners develop algorithms with confidence they will integrate correctly.

Building decarbonization is inherently interdisciplinary: buildings account for approximately 30% of global greenhouse gas emissions, yet achieving deep reductions requires coordinating multiple technical domains that often work independently. Effective decarbonization must simultaneously address amongst others, urban development patterns, grid decarbonization, technology adoption, and energy efficiency; each with specialized knowledge and methods [27]. Forcing these into a single unified ontology creates unmanageable complexity. Category theory enables a different approach supporting genuine interdisciplinary collaboration: each domain develops models in their own native formalisms while categorical methods ensure consistency at integration boundaries. See, e.g., [28] for an example from power systems and distributed energy management.

5 Conclusion

Building data integration requires mathematical foundations that current ontology-based approaches lack. We have demonstrated how category theory provides these foundations through proof-of-concept implementations integrating IFC design data with BRICK operational models and REC property management database. We formalize ontologies as theories and use theory extensions and lifting problems to achieve provable structure preservation correctness properties (the result of our data integration / exchange is guaranteed by construction to satisfy the formulae that define it), automated bidirectional migration, compile-time error detection, and data-independent rules that apply uniformly regardless of building size (rooms, equipment).

As buildings transition toward digital twins requiring real-time integration of design, operational, and simulation data from an increasing number of ontologies, mathematical foundations become essential for managing complexity at scale. Category theory provides these foundations, transforming data integration from ad-hoc schema mapping into rigorous mathematical theory with provable properties. This framework will enable next-generation building digital twins and data platforms that evolve with technological requirements while maintaining consistency guarantees impossible with current approaches.

Acknowledgement

The authors would like to thank David Spivak for inspiring discussions.

References

- [1] Pieter Pauwels, Sijie Zhang, and Yong-Cheol Lee. Semantic web technologies in AEC industry: A literature overview. *Automation in Construction*, 73:145–165, January 2017. 1
- [2] David F. Bucher, Jens J. Hunhevicz, Ranjith K. Soman, Pieter Pauwels, and Daniel M. Hall. From BIM to Web3: A critical interpretive synthesis of present and emerging data management approaches in construction informatics. *Advanced Engineering Informatics*, 62:102884, October 2024. 1, 2
- [3] Marco Pritoni, Drew Paine, Gabriel Fierro, Cory Mosiman, Michael Poplawski, Avijit Saha, Joel Bender, and Jessica Granderson. Metadata Schemas and Ontologies for Building Energy Applications: A Critical Review and Use Case Analysis. *Energies*, 14(7):2024, January 2021. Number: 7. 1
- [4] Mingchen Li, Zhe Wang, Gabe Fierro, Chi Hou Cecil Man, Pok Man Patrick So, and Kin Fung Calvin Leung. Developing an automatic integration approach to generate brick model from imperfect building information modelling. *Journal of Building Engineering*, 97:110697, November 2024. 2
- [5] Industry Foundation Classes (IFC), <https://technical.buildingsmart.org/standards/ifc/>. 2
- [6] Bharathan Balaji, Arka Bhattacharya, Gabriel Fierro, Jingkun Gao, Joshua Gluck, Dezhi Hong, Aslak Johansen, Jason Koh, Joern Ploennigs, Yuvraj Agarwal, Mario Berges, David Culler, Rajesh Gupta, Mikkel Baun Kjærgaard, Mani Srivastava, and Kamin Whitehouse. Brick: Towards a Unified Metadata Schema For Buildings. In *Proceedings of the 3rd ACM International Conference on Systems for Energy-Efficient Built Environments*, BuildSys ’16, pages 41–50, New York, NY, USA, November 2016. Association for Computing Machinery. 2
- [7] Henrik Lange, Aslak Johansen, and Mikkel Baun Kjærgaard. Evaluation of the opportunities and limitations of using IFC models as source of building metadata. In *Proc. of the 5th Conf on Systems for Built Environments*, BuildSys ’18, pages 21–24, 2018. 2
- [8] Patrick Schultz and Ryan Wisnesky. Algebraic data integration. *Journal of Functional Programming*, 27:e24, January 2017. 2, 3, 4
- [9] Brandon Baylor, Eric Daimler, James Hansen, Esteban Montero, and Ryan Wisnesky. Consensus-Free Spreadsheet Integration, September 2025. arXiv:2209.14457. 3
- [10] Ryan Wisnesky, Spencer Breiner, Albert Jones, David I. Spivak, and Eswaran Subrahmanian. Using Category Theory to Facilitate Multiple Manufacturing Service Database Integration. *Journal of Computing and Information Science in Engineering*, 17(021011), February 2017. 3
- [11] Amitavo Islam and Wesley Phoa. Categorical models of relational databases I: Fibrational formulation, schema integration. In Masami Hagiya and John C. Mitchell, editors, *Theoretical Aspects of Computer Software*, pages 618–641, Berlin, Heidelberg, 1994. Springer. 3
- [12] Laurent Thiry, Heng Zhao, and Michel Hassenforder. Categories for (Big) Data models and optimization. *Journal of Big Data*, 5(1):21, July 2018. 3
- [13] Gioele Zardini. *Co-Design of Complex Systems: From Autonomy to Future Mobility Systems*. Doctoral Thesis, ETH Zurich, 2023. Accepted: 2023-12-19T10:03:57Z. 3
- [14] Andrea Censi, Jonathan Lorand, and Gioele Zardini. *Applied Category Theory for Engineering*. Work-in-progress book, url = <https://storage.zuper.ai/sync/ACT4E/ACT4E/alphubel-prod/build/last/build-public/ACT4E-public.pdf>, 2024. 3
- [15] Michael Johnson and Robert Rosebrugh. Implementing a Categorical Information System. In José Meseguer and Grigore Roşu, editors, *Algebraic Methodology and Software Technology*, pages 232–237, Berlin, Heidelberg, 2008. Springer. 3
- [16] Pavel Koupil and Irena Holubová. A unified representation and transformation of multi-model data using category theory. *Journal of Big Data*, 9(1):61, 2022. 3
- [17] David I. Spivak. Database queries and constraints via lifting problems. *Mathematical Structures in Computer Science*, 24(6):e240602, December 2014. arXiv:1202.2591 [math]. 3
- [18] Joshua Meyers, David I. Spivak, and Ryan Wisnesky. Fast Left Kan Extensions Using The Chase, May 2022. arXiv:2205.02425 [cs]. 3

- [19] Marcelo Arenas, editor. *Foundations of data exchange*. Cambridge University Press, Cambridge ; New York, 2014. 4
- [20] Dimitris Mavrokapnidis, Kyriakos Katsigarakis, Pieter Pauwels, Ekaterina Petrova, Ivan Korolija, and Dimitrios Rovas. A linked-data paradigm for the integration of static and dynamic building data in digital twins. In *Proceedings of the 8th ACM International Conference on Systems for Energy-Efficient Buildings, Cities, and Transportation*, BuildSys '21, pages 369–372, New York, NY, USA, November 2021. Association for Computing Machinery. 4, 5, 6, 7, 8
- [21] Kristopher Brown, David I. Spivak, and Ryan Wisnesky. Categorical Data Integration for Computational Science, March 2019. arXiv:1903.10579 [cs]. 5
- [22] Karl Hammar, Erik Oskar Wallin, Per Karlberg, and David Hälleberg. The RealEstateCore Ontology. In *The Semantic Web – ISWC 2019: 18th International Semantic Web Conference, Auckland, New Zealand, October 26–30, 2019, Proceedings, Part II*, pages 130–145, Berlin, Heidelberg, October 2019. Springer-Verlag. 7
- [23] Na Luo, Gabe Fierro, Yapan Liu, Bing Dong, and Tianzhen Hong. Extending the Brick schema to represent metadata of occupants. *Automation in Construction*, 139:104307, July 2022. 12
- [24] Han Li and Tianzhen Hong. A semantic ontology for representing and quantifying energy flexibility of buildings. *Advances in Applied Energy*, 8:100113, December 2022. 12
- [25] Gabe Fierro, Anand Krishnan Prakash, Cory Mosiman, Marco Pritoni, Paul Raftery, Michael Wetter, and David E. Culler. Shepherdin Metadata Through the Building Lifecycle. In *Proceedings of the 7th ACM International Conference on Systems for Energy-Efficient Buildings, Cities, and Transportation*, pages 70–79, Virtual Event Japan, November 2020. ACM. 12
- [26] David Spivak. Reglog - The Game. http://brendanfong.com/Spivak_reglog.pdf, 2019. 13
- [27] Juliana Felkner, Zoltan Nagy, Ariane L. Beck, D. Cale Reeves, Steven Richter, Vivek Shastry, Eli Ramthun, Edward Mbata, Stephen Zigmund, Benjamin Marshall, Linnea Marks, Vianey Rueda, Jasmine Triplett, Sarah Domedeade, Jose Vazquez-Canteli, and Varun Rai. IMPACT pathways – a bottom-up modelling framework to guide sustainable growth and avoid carbon lock-in of cities. *Journal of Building Performance Simulation*, August 2024. 13
- [28] John S. Nolan, Blake S. Pollard, Spencer Breiner, Dhananjay Anand, and Eswaran Subrahmanian. Compositional Models for Power Systems. *Electronic Proceedings in Theoretical Computer Science*, 323:149–160, September 2020. 13

A CQL Listing for Example 1 and 2

```

1 # Tested with java v 21.0.8 (12.250)
2
3 typeside BuildingTypes = literal {
4   external_types
5     String -> "java.lang.String"
6     UUID -> "java.util.UUID"
7     Double -> "java.lang.Double"
8     Boolean -> "java.lang.Boolean"
9     Integer -> "java.lang.Integer"
10  external_parsers
11    String -> "x => x"
12    UUID -> "x => java.util.UUID.fromString(x)"
13    Double -> "x => java.lang.Double.parseDouble(x)"
14    Boolean -> "x => java.lang.Boolean.parseBoolean(x)"
15    Integer -> "x => java.lang.Integer.parseInt(x)"
16  external_functions
17    "<" : Integer, Integer -> Boolean = "(a,b) => a < b"
18    ">" : Integer, Integer -> Boolean = "(a,b) => a > b"
19    levenshtein : String, String -> Integer = "(a,b) => org.apache.commons.text.similarity.
      LevenshteinDistance.getDefaultInstance().apply(a,b)"
20 }
21
22 # BRICK Schema - Operation
23 schema BRICK = literal : BuildingTypes {
24   entities
25     Equipment
26     Point
27     Location
28     Zone
29     Meter
30     SetPoint
31   foreign_keys
32     hasPoint : Equipment -> Point
33     hasLocation : Equipment -> Location
34     isLocationOf : Location -> Equipment
35     feeds : Equipment -> Zone
36     isPartOf : Location -> Zone
37     hasLocation : Meter -> Location
38     hasPoint : Zone -> SetPoint
39   path_equations
40     Equipment = Equipment.hasLocation.isLocationOf # inverse definitions
41     Location = Location.isLocationOf.hasLocation # inverse definitions
42   attributes
43     equipmentIdentifier : Equipment -> String
44     equipmentName : Equipment -> String
45     equipmentType : Equipment -> String
46     pointName : Point -> String
47     pointType : Point -> String
48     pointUnits : Point -> String
49     timeseriesId : Point -> String # BMS identifier for time-series data
50     energyConsumption : Meter -> Double # kWh for billing
51     locationName : Location -> String
52     zoneName : Zone -> String
53     setPointName : SetPoint -> String
54     setPointValue : SetPoint -> Double
55     setPointUnits : SetPoint -> String
56 }
57
58 # IFC Schema - Design
59 schema IFC = literal : BuildingTypes {
60   entities
61     IfcSpace

```



```

62     IfcDistributionElement
63     IfcSensor
64     IfcPropertySet
65     foreign_keys
66         elementInSpace : IfcDistributionElement -> IfcSpace
67         sensorAttachedTo : IfcSensor -> IfcDistributionElement
68         hasPropertySet : IfcSensor -> IfcPropertySet
69     attributes
70         spaceName : IfcSpace -> String
71         spaceArea : IfcSpace -> Double
72         elementName : IfcDistributionElement -> String
73         elementType : IfcDistributionElement -> String
74         sensorName : IfcSensor -> String
75         sensorType : IfcSensor -> String
76         psetName : IfcPropertySet -> String
77         deviceId : IfcPropertySet -> String
78 }
79
80 # RealEstateCore Schema - Property management
81 schema REC = literal : BuildingTypes {
82     entities
83         Room
84         Person
85         Lease
86     foreign_keys
87         leaseOf : Lease -> Room
88         leasee : Lease -> Person
89     attributes
90         roomName : Room -> String
91         roomArea : Room -> Double
92         personName : Person -> String
93         leaseStart : Lease -> String
94         monthlyRent : Lease -> Double
95         energyRatePerKWh : Lease -> Double
96 }
97
98 #####
99 # EXAMPLE 1: GENERATE BRICK FROM IFC (RECREATE MAVROKAPNIDIS'21), NO REC #
100 #####
101
102 # IFC Instance - Design/construction data from BIM model
103 instance IfcInstance = literal : IFC {
104     generators
105         # Spaces - 5 rooms
106         space_240 space_260 space_200 space_440 space_460 : IfcSpace
107         # Distribution Elements - 5 AC units
108         ac_elem_240 ac_elem_260 ac_elem_200 ac_elem_440 ac_elem_460 : IfcDistributionElement
109         # Sensors - 5 temperature sensors
110         sensor_240 sensor_260 sensor_200 sensor_440 sensor_460 : IfcSensor
111         # Property Sets
112         pset_240 pset_260 pset_200 pset_440 pset_460 : IfcPropertySet
113
114     equations
115         # Space 240
116         spaceName(space_240) = "Room 240"
117         spaceArea(space_240) = "18.68"
118         elementName(ac_elem_240) = "Split AC Unit 240"
119         elementType(ac_elem_240) = "MechanicalAppliance"
120         elementInSpace(ac_elem_240) = space_240
121         sensorName(sensor_240) = "Temperature Sensor 240"
122         sensorType(sensor_240) = "TemperatureSensor"
123         sensorAttachedTo(sensor_240) = ac_elem_240
124         hasPropertySet(sensor_240) = pset_240
125         psetName(pset_240) = "Pset_SensorCommon"
126         deviceId(pset_240) = "TUC.245.77.R240"

```

```

127
128   # Space 260
129   spaceName(space_260) = "Room 260"
130   spaceArea(space_260) = "17.12"
131   elementName(ac_elem_260) = "Split AC Unit 260"
132   elementType(ac_elem_260) = "MechanicalAppliance"
133   elementInSpace(ac_elem_260) = space_260
134   sensorName(sensor_260) = "Temperature Sensor 260"
135   sensorType(sensor_260) = "TemperatureSensor"
136   sensorAttachedTo(sensor_260) = ac_elem_260
137   hasPropertySet(sensor_260) = pset_260
138   psetName(pset_260) = "Pset_SensorCommon"
139   deviceId(pset_260) = "TUC.245.77.R260"
140
141   # Space 200
142   spaceName(space_200) = "Room 200"
143   spaceArea(space_200) = "18.32"
144   elementName(ac_elem_200) = "Split AC Unit 200"
145   elementType(ac_elem_200) = "MechanicalAppliance"
146   elementInSpace(ac_elem_200) = space_200
147   sensorName(sensor_200) = "Temperature Sensor 200"
148   sensorType(sensor_200) = "TemperatureSensor"
149   sensorAttachedTo(sensor_200) = ac_elem_200
150   hasPropertySet(sensor_200) = pset_200
151   psetName(pset_200) = "Pset_SensorCommon"
152   deviceId(pset_200) = "TUC.245.77.R200"
153
154   # Space 440
155   spaceName(space_440) = "Room 440"
156   spaceArea(space_440) = "18.68"
157   elementName(ac_elem_440) = "Split AC Unit 440"
158   elementType(ac_elem_440) = "MechanicalAppliance"
159   elementInSpace(ac_elem_440) = space_440
160   sensorName(sensor_440) = "Temperature Sensor 440"
161   sensorType(sensor_440) = "TemperatureSensor"
162   sensorAttachedTo(sensor_440) = ac_elem_440
163   hasPropertySet(sensor_440) = pset_440
164   psetName(pset_440) = "Pset_SensorCommon"
165   deviceId(pset_440) = "TUC.245.77.R440"
166
167   # Space 460
168   spaceName(space_460) = "Room 460"
169   spaceArea(space_460) = "17.12"
170   elementName(ac_elem_460) = "Split AC Unit 460"
171   elementType(ac_elem_460) = "MechanicalAppliance"
172   elementInSpace(ac_elem_460) = space_460
173   sensorName(sensor_460) = "Temperature Sensor 460"
174   sensorType(sensor_460) = "TemperatureSensor"
175   sensorAttachedTo(sensor_460) = ac_elem_460
176   hasPropertySet(sensor_460) = pset_460
177   psetName(pset_460) = "Pset_SensorCommon"
178   deviceId(pset_460) = "TUC.245.77.R460"
179 }
180
181 # This specifies HOW IFC and BRICK schemas should be unified
182 schema_colimit CombinedColimit = quotient BRICK + IFC : BuildingTypes {
183   entity_equations
184     # Equipment in BRICK = Distribution elements in IFC
185     BRICK.Equipment = IFC.IfDistributionElement
186     # Locations in BRICK = Spaces in IFC
187     BRICK.Location = IFC.IfSpace
188   path_equations
189     # Equipment location relationships align
190     Equipment.hasLocation = Equipment.elementInSpace
191 }

```

```

192
193 # Extract the combined schema and inclusion mappings
194 schema Combined = getSchema CombinedColimit
195 mapping BrickMapping = getMapping CombinedColimit BRICK
196 mapping IfcMapping = getMapping CombinedColimit IFC
197
198 # SIGMA: Push data forward into combined schema
199 instance CombinedIfc = sigma IfcMapping IfcInstance
200
201 # Constraints/Rules - Additional logic to complete the integration
202 constraints Rules = literal : Combined {
203   # Copy deviceId from IFC PropertySet into BRICK timeseriesId
204   forall s:IFC_IfcSensor p:BRICK_Point
205   where p = s.sensorAttachedTo.hasPoint
206   -> where p.timeseriesId = s.hasPropertySet.deviceId
207 }
208
209 # Integrated Instance with Rules fulfilled
210 instance ChasedInstance = chase Rules CombinedIfc
211
212 # DELTA: Pull enriched data back to original schemas
213 instance Brick_enriched = delta BrickMapping ChasedInstance
214 instance Ifc_enriched = delta IfcMapping ChasedInstance
215
216 # Query equivalent to Mavrokapnidis'21
217 query q = simple : Combined {
218   from e:Equipment
219
220   attributes IFC_spaceName -> e.hasLocation.spaceName
221               IFC_spaceArea -> e.hasLocation.spaceArea
222               BRICK_timeseriesId -> e.hasPoint.timeseriesId
223 }
224 instance qCombined = eval q ChasedInstance
225
226
227 #####
228 # EXAMPLE 2: REC > IFC > BRICK Link property management (REC) to operations (BRICK) through #
229 # Design (IFC) #
230 #####
231
232 # Reuse the above schema and instances, but now create a BRICK instance assume that it has been
233   done during commissioning
234 instance BrickInstance = literal : BRICK {
235   generators
236     # Equipment - 5 AC units
237     ac_R240 ac_R260 ac_R200 ac_R440 ac_R460: Equipment
238     # Points - Temperature sensors
239     temp_R240 temp_R260 temp_R200 temp_R440 temp_R460 : Point
240     # Locations - Physical rooms
241     room_240 room_260 room_200 room_440 room_460 : Location
242     # Zones - HVAC zones (each room is its own zone)
243     zone_240 zone_260 zone_200 zone_440 zone_460 : Zone
244     # Meters - each meter meters one HVAC Zone
245     em_R240 em_R260 em_R200 em_R440 em_R460 : Meter
246     # SetPoints - each zone has a SetPoint
247     stp_z240 stp_z260 stp_z200 stp_z440 stp_z460: SetPoint
248
249   equations
250     # AC Unit R240 (Room 240, Floor 2)
251     equipmentIdentifier(ac_R240) = "AC-R240"
252     equipmentName(ac_R240) = "Split AC Room 240"
253     equipmentType(ac_R240) = "Split_Air_Conditioner"
254     hasLocation(ac_R240) = room_240
255     feeds(ac_R240) = zone_240
256     hasPoint(ac_R240) = temp_R240

```

```

256
257 # Temperature Point R240
258 pointName(temp_R240) = "Room 240 Air Temperature"
259 pointType(temp_R240) = "Zone_Air_Temperature_Sensor"
260 pointUnits(temp_R240) = "DEG_C"
261 timeseriesId(temp_R240) = "TUC.245.77.R240"
262 energyConsumption(em_R240) = "145.7"
263 hasLocation(em_R240) = room_240
264
265 # Location R240
266 locationName(room_240) = "Room 240"
267 isPartOf(room_240) = zone_240
268
269 # Zone R240
270 zoneName(zone_240) = "Zone-R240"
271 hasPoint(zone_240) = stp_z240
272 setPointName(stp_z240) = "SetPoint_Zone-R240"
273 setPointUnits(stp_z240) = "DEG_C"
274
275 # AC Unit R260
276 equipmentIdentifier(ac_R260) = "AC-R260"
277 equipmentName(ac_R260) = "Split AC Room 260"
278 equipmentType(ac_R260) = "Split_Air_Conditioner"
279 hasLocation(ac_R260) = room_260
280 feeds(ac_R260) = zone_260
281 hasPoint(ac_R260) = temp_R260
282
283 pointName(temp_R260) = "Room 260 Air Temperature"
284 pointType(temp_R260) = "Zone_Air_Temperature_Sensor"
285 pointUnits(temp_R260) = "DEG_C"
286 timeseriesId(temp_R260) = "TUC.245.77.R260"
287 energyConsumption(em_R260) = "132.4"
288 hasLocation(em_R260) = room_260
289
290 locationName(room_260) = "Room 260"
291 isPartOf(room_260) = zone_260
292 zoneName(zone_260) = "Zone-R260"
293 hasPoint(zone_260) = stp_z260
294 setPointName(stp_z260) = "SetPoint_Zone-R260"
295 setPointUnits(stp_z260) = "DEG_C"
296
297
298 # AC Unit R200
299 equipmentIdentifier(ac_R200) = "AC-R200"
300 equipmentName(ac_R200) = "Split AC Room 200"
301 equipmentType(ac_R200) = "Split_Air_Conditioner"
302 hasLocation(ac_R200) = room_200
303 feeds(ac_R200) = zone_200
304 hasPoint(ac_R200) = temp_R200
305
306 pointName(temp_R200) = "Room 200 Air Temperature"
307 pointType(temp_R200) = "Zone_Air_Temperature_Sensor"
308 pointUnits(temp_R200) = "DEG_C"
309 timeseriesId(temp_R200) = "TUC.245.77.R200"
310 energyConsumption(em_R200) = "158.3"
311 hasLocation(em_R200) = room_200
312
313 locationName(room_200) = "Room 200"
314 isPartOf(room_200) = zone_200
315 zoneName(zone_200) = "Zone-R200"
316 hasPoint(zone_200) = stp_z200
317 setPointName(stp_z200) = "SetPoint_Zone-R200"
318 setPointUnits(stp_z200) = "DEG_C"
319
320 # AC Unit R440

```

```

321     equipmentIdentifier(ac_R440) = "AC-R440"
322     equipmentName(ac_R440) = "Split AC Room 440"
323     equipmentType(ac_R440) = "Split_Air_Conditioner"
324     hasLocation(ac_R440) = room_440
325     feeds(ac_R440) = zone_440
326     hasPoint(ac_R440) = temp_R440
327
328     pointName(temp_R440) = "Room 440 Air Temperature"
329     pointType(temp_R440) = "Zone_Air_Temperature_Sensor"
330     pointUnits(temp_R440) = "DEG_C"
331     timeseriesId(temp_R440) = "TUC.245.77.R440"
332     energyConsumption(em_R440) = "167.2"
333     hasLocation(em_R440) = room_440
334
335     locationName(room_440) = "Room 440"
336     isPartOf(room_440) = zone_440
337     zoneName(zone_440) = "Zone-R440"
338     hasPoint(zone_440) = stp_z440
339     setPointName(stp_z440) = "SetPoint_Zone-R440"
340     setPointUnits(stp_z440) = "DEG_C"
341
342     # AC Unit R460
343     equipmentIdentifier(ac_R460) = "AC-R460"
344     equipmentName(ac_R460) = "Split AC Room 460"
345     equipmentType(ac_R460) = "Split_Air_Conditioner"
346     hasLocation(ac_R460) = room_460
347     feeds(ac_R460) = zone_460
348     hasPoint(ac_R460) = temp_R460
349
350     pointName(temp_R460) = "Room 460 Air Temperature"
351     pointType(temp_R460) = "Zone_Air_Temperature_Sensor"
352     pointUnits(temp_R460) = "DEG_C"
353     timeseriesId(temp_R460) = "TUC.245.77.R460"
354     energyConsumption(em_R460) = "125.8"
355     hasLocation(em_R460) = room_460
356
357     locationName(room_460) = "Room 460"
358     isPartOf(room_460) = zone_460
359     zoneName(zone_460) = "Zone-R460"
360     hasPoint(zone_460) = stp_z460
361     setPointName(stp_z460) = "SetPoint_Zone-R460"
362     setPointUnits(stp_z460) = "DEG_C"
363 }
364
365 # REC Instance - Property management data
366 instance RecInstance = literal : REC {
367     generators
368     # Rooms that can be leased
369     rec_room_240 rec_room_260 rec_room_200 rec_room_440 rec_room_460 : Room
370     # Leasee
371     person_A person_B person_C person_D person_E : Person
372     # Leases
373     lease_240 lease_260 lease_200 lease_440 lease_460 : Lease
374
375     equations
376     # Room 240 - unleased
377     roomName(rec_room_240) = "Room 240"
378     personName(person_A) = "Vacant" # set name to vacant to mimic unrented room
379     leaseOf(lease_240) = rec_room_240
380     leasee(lease_240) = person_A
381
382     # Room 260 - leased by B
383     roomName(rec_room_260) = "Room 260"
384     personName(person_B) = "Person B"
385     leaseOf(lease_260) = rec_room_260

```

```

386     leasee(lease_260) = person_B
387     leaseStart(lease_260) = "2023-09-01"
388     monthlyRent(lease_260) = "350.00"
389     energyRatePerKWh(lease_260) = "0.15"
390
391     # Room 200 - leased by C
392     roomName(rec_room_200) = "Room 200"
393     personName(person_C) = "Person C"
394     leaseOf(lease_200) = rec_room_200
395     leasee(lease_200) = person_C
396     leaseStart(lease_200) = "2023-09-01"
397     monthlyRent(lease_200) = "350.00"
398     energyRatePerKWh(lease_200) = "0.15"
399
400     # Room 440 - leased by D
401     roomName(rec_room_440) = "Room 440"
402     personName(person_D) = "Person D"
403     leaseOf(lease_440) = rec_room_440
404     leasee(lease_440) = person_D
405     leaseStart(lease_440) = "2023-09-01"
406     monthlyRent(lease_440) = "350.00"
407     energyRatePerKWh(lease_440) = "0.15"
408
409     # Room 460 - leased by E
410     roomName(rec_room_460) = "Room 460"
411     personName(person_E) = "Person E"
412     leaseOf(lease_460) = rec_room_460
413     leasee(lease_460) = person_E
414     leaseStart(lease_460) = "2023-09-01"
415     monthlyRent(lease_460) = "350.00"
416     energyRatePerKWh(lease_460) = "0.15"
417 }
418
419 # THREE-WAY INTEGRATION: IFC + BRICK + REC
420 # This demonstrates O(n) integration: we only specify pairwise relationships
421 schema_colimit ThreeWayColimit = quotient BRICK + IFC + REC : BuildingTypes {
422     entity_equations
423     # IFC + BRICK
424     BRICK.Equipment = IFC.IfcdistributionElement
425     BRICK.Location = IFC.Ifcspace
426
427     # REC + IFC
428     IFC.Ifcspace = REC.Room
429     path_equations
430     # IFC + BRICK relationships
431     Equipment.hasLocation = Equipment.elementInSpace
432 }
433
434 # Extract the combined schema and inclusion mappings
435 schema CombinedThreeWay = getSchema ThreeWayColimit
436 mapping BrickMappingThreeWay = getMapping ThreeWayColimit BRICK
437 mapping IfcMappingThreeWay = getMapping ThreeWayColimit IFC
438 mapping RecMappingThreeWay = getMapping ThreeWayColimit REC
439
440 # SIGMA: Push data forward into combined schema
441 instance CombinedBrickThreeWay = sigma BrickMappingThreeWay BrickInstance
442 instance CombinedIfcThreeWay = sigma IfcMappingThreeWay IfcInstance
443 instance CombinedRecThreeWay = sigma RecMappingThreeWay RecInstance
444
445 # Merge all three instances
446 instance CombinedInstanceThreeWay = coproduct CombinedBrickThreeWay + CombinedIfcThreeWay +
    CombinedRecThreeWay : CombinedThreeWay
447
448 # Constraints/Rules - The key to compositional integration!
449 constraints IntegrationRulesThreeWay = literal : CombinedThreeWay {

```

```

450
451 # From Previous Example:
452 # Copy deviceId from IFC PropertySet into BRICK timeseriesId
453 forall s:IFC_IfcSensor p:BRICK_Point
454 where p = s.sensorAttachedTo.hasPoint
455 -> where p.timeseriesId = s.hasPropertySet.deviceId
456
457 # Merge rows with the same locationName (could be fuzzyfied)
458 forall l1 l2:Location where
459 l1.spaceName = l2.roomName -> where l1 = l2
460
461 forall l1 l2:Location where
462 l1.spaceName = l2.locationName -> where l1 = l2
463
464 # Data Exchange IFC -> REC
465 # Copy IFC.spaceArea to REC.roomArea
466 forall l:Location -> where l.roomArea = l.spaceArea
467
468 # Data Exchange REC -> BRICK (through IFC)
469 # Set BRICK Zone SetPoints to 22C if Room is occupied
470 forall l:REC_Lease where (levenshtein(l.leasee.personName,"Vacant") ">" 0) = true
471 -> where l.leaseOf.isPartOf.hasPoint.setPointValue = "22"
472 # Set BRICK Zone SetPoints to 26C if Rooms has no tenant
473 forall l:REC_Lease where l.leasee.personName = "Vacant"
474 -> where l.leaseOf.isPartOf.hasPoint.setPointValue = "26"
475
476 }
477
478 # Integrated Instance with Rules fullfiled
479 instance ChasedInstanceThreeWay = chase IntegrationRulesThreeWay CombinedInstanceThreeWay {
480   options require_consistency=false }
481
482 # DELTA: Pull enriched data back to original schemas
483 instance Brick_enrichedThreeWay = delta BrickMappingThreeWay ChasedInstanceThreeWay
484 instance Ifc_enrichedThreeWay = delta IfcMappingThreeWay ChasedInstanceThreeWay
485 instance Rec_enrichedThreeWay = delta RecMappingThreeWay ChasedInstanceThreeWay
486
487 # Final Query (Examples of REC>BRICK through IFC)
488 query TenantBilling = simple : CombinedThreeWay {
489   from lease:REC_Lease meter:BRICK_Meter
490
491   where lease.leaseOf = meter.hasLocation
492
493   attributes
494     REC_personName -> lease.leasee.personName
495     REC_roomName -> lease.leaseOf.roomName
496     REC_roomArea -> lease.leaseOf.roomArea
497     REC_monthlyRent -> lease.monthlyRent
498     # Show Current SetPoints (REC > BRICK)
499     BRICK_zoneSetPoint -> lease.leaseOf.isPartOf.hasPoint.setPointValue
500     # Show Equipment (REC > BRICK)
501     BRICK_Equipment -> lease.leaseOf.isLocationOf.equipmentName
502     # Get energy consumption from BRICK points
503     BRICK_energyUsed -> meter.energyConsumption
504   }
505
506 instance TenantBillingResults = eval TenantBilling ChasedInstanceThreeWay

```