

MRAG: Benchmarking Retrieval-Augmented Generation for Bio-medicine

Wei Zhu^{1,*}

¹University of Hong Kong, Hong Kong, HK, China

Abstract

While Retrieval-Augmented Generation (RAG) has been swiftly adopted in scientific and clinical QA systems, a comprehensive evaluation benchmark in the medical domain is lacking. To address this gap, we introduce the Medical Retrieval-Augmented Generation (MRAG) benchmark, covering various tasks in English and Chinese languages, and building a corpus with Wikipedia and Pubmed. Additionally, we develop the MRAG-Toolkit, facilitating systematic exploration of different RAG components. Our experiments reveal that: (a) RAG enhances LLM reliability across MRAG tasks. (b) the performance of RAG systems is influenced by retrieval approaches, model sizes, and prompting strategies. (c) While RAG improves usefulness and reasoning quality, LLM responses may become slightly less readable for long-form questions. We will release the MRAG-Bench’s dataset and toolkit with CCBY-4.0 license upon acceptance, to facilitate applications from both academia and industry.

1 Introduction

Large Language Models (LLMs) have transformed how people seek information online, shifting from searching through websites to directly asking chatbots for answers. Recent studies have demonstrated their state-of-the-art capabilities in question answering (QA) across both general and medical domains (Achiam et al., 2023; Anil et al., 2023; Singhal et al., 2023a,b; Nori et al., 2023; Huang et al., 2023; Li et al., 2023a; Cui et al., 2023; Wang et al., 2024; Wenjing Yue and Wang, 2023; Zhang et al., 2023e; Zhao et al., 2023; Xu et al., 2023; Ding et al., 2022; Xin et al., 2024; Qin et al., 2023; Zhu et al., 2023; Zhu et al., 2023a,b, 2021a; Li et al., 2023b; Zhu et al., 2023c; Zhang et al., 2023b; Zhu et al., 2023e; Guo et al., 2021; Zhu

et al., 2021b; Zheng et al., 2023; Sun et al., 2020; Zhang et al., 2023c,d; Wang et al., 2023c; Zhu et al., 2019a; Zhu, 2021a; Zhang et al., 2021; Wang et al., 2020; Li et al., 2025; Leong et al., 2025; Zhang et al., 2025; Yin et al., 2024). However, LLMs often produce plausible but factually incorrect responses, a phenomenon known as hallucination (Ji et al., 2023; Rawte et al., 2023). Additionally, the training data for LLMs may not encompass the latest knowledge, such as recent medical literature in PubMed¹ or the latest updates to clinical guidelines. These issues pose significant risks in high-stakes scenarios like healthcare (Tian et al., 2024b; Hersh, 2024; Zhu et al., 2024; Zhu and Tan, 2023; Liu et al., 2022; Xie et al., 2024; Cui et al., 2023; Zheng et al., 2024a; Zhu et al., 2023d; Gao et al., 2023a; Zuo et al., 2022; Zhang et al., 2022; Sun et al., 2022; Zhu et al., 2021c; Zhu, 2021b; Li et al., 2019; Zhu et al., 2019c,b; Zhou et al., 2019; Zhang et al., 2025; Wang et al., 2025; Liu et al., 2025; Yi-Ge et al., 2024; Tian et al., 2024a).

Retrieval-Augmented Generation (RAG) leverages up-to-date and reliable document collections to enhance the capabilities of Large Language Models (LLMs), potentially resolving various challenges in the field (Lewis et al., 2020; Gao et al., 2023b; Zhao et al., 2024). By grounding the reasoning of LLMs in the retrieved documents, RAG also enhances their transparency. Consequently, RAG has rapidly been adopted in numerous scientific and clinical question-answering systems (Lála et al., 2023; Jin et al., 2024; Zakka et al., 2024). A complete RAG system comprises several flexible modules, including document collections (corpora), retrieval algorithms (retrievers), and backbone LLMs. Given the diverse tasks within the medical domain, RAG’s roles can vary significantly. Therefore, a comprehensive evaluation of RAG in the medical domain is critically important.

* Corresponding author. For any inquiries, please contact: michaelwzhu91@gmail.com.

¹<https://pubmed.ncbi.nlm.nih.gov/>.

We first construct a comprehensive Medical Retrieval-Augmented Generation benchmark (MRAG-Bench) to evaluate the LLM-based RAG systems systematically. MRAG covers 4 task cohorts, two major languages, English and Chinese, and a total of 13 test datasets and 14,816 test samples (see Figure 1 for visualization of task compositions). We also develop and open-source the MRAG-Toolkit, an off-the-shelf toolkit (see Figure 2) that supports (a) three different retrieval approaches, sparse retrieval, semantic retrieval, and webpage search, (b) different retrieval algorithms or models, (c) various API based or locally deployed LLMs, and (d) different prompt strategies. Extensive experiments are conducted on the MRAG benchmark using the MRAG-Toolkit, which results in the following observations: (a) RAG indeed helps the LLMs to become more reliable on all four types of MRAG tasks. (b) LLMs’ performance is directly affected by the referential corpus, the retrieval approaches/models, and the prompting strategies. (c) LLMs’ performance is log-linearly related to the model’s sizes, and larger LLMs tend to benefit more from RAG. (d) Although benefiting from referential documents regarding reasoning, medical knowledge, and overall usefulness, LLMs’ responses become slightly less readable when answering long-form questions.

In summary, our contributions are three-fold:

- We introduce a comprehensive RAG evaluation benchmark, MRAG-Bench, for large language models in the medical domain. Our benchmark provides a suitable testbed for the academic and industrial RAG systems, especially those focused on the bio-medical domain.
- We provide an accompanying toolkit, MRAG-Toolkit, for systematically investigating how different components of the MRAG system affect performance.
- We have conducted extensive experiments which reveal how to improve an LLM’s performance on MRAG tasks.

2 Related work

Due to limited length, more related works on bio-medical question answering are presented in Appendix A.

Retrieval-Augmented Generation (RAG) was proposed by (Lewis et al., 2020) to enhance the

generation performance on knowledge-intensive tasks by integrating retrieved relevant information. In the LLM era led by OpenAI’s ChatGPT and GPT-4, RAG not only mitigates the problem of hallucinations as LLMs are grounded on given contexts but can also provide up-to-date knowledge that the LLMs might not encode (Gao et al., 2023b; Zhao et al., 2024). Many recent studies have been devoted to improving upon the vanilla RAG workflow by either designing novel retrieval and generation mechanisms (Borgeaud et al., 2022; Zhang et al., 2023a; Ram et al., 2023; Jiang et al., 2023), or incorporating pre-training and fine-tuning for improving LLMs’ capabilities in RAG (Zhang et al., 2024b; Siriwardhana et al., 2023; Xue et al., 2024).

In the bio-medicine domain, current systematic evaluations of LLMs typically focus on the vanilla LLMs without RAG (Zhu et al., 2023; Singhal et al., 2023a,b; Nori et al., 2023; Chen et al., 2023a; Saab et al., 2024). There has been a series of works on how RAG can help to improve LLMs’ capabilities in tasks like clinical decision-making, literature analysis, and information extraction (Frisoni et al., 2022; Naik et al., 2021; Xiong et al., 2024; Lála et al., 2023; Jin et al., 2024; Zakka et al., 2024; Jeong et al., 2024; Wang et al., 2023d). However, (a) a comprehensive evaluation benchmark that contains a variety of tasks is lacking, and (b) systematic investigations on how to build a RAG system, such as the prompt strategies, in the medical domain is lacking. Our work compliments the existing literature by constructing a comprehensive evaluation benchmark for the LLM-based RAG system.

3 The MRAG Benchmark

3.1 Constituting tasks

To better evaluate LLMs’ capabilities in medical RAG, we consider a variety of task types in the medical domain, including multi-choice question answering (MCQA), information extraction (IE), link prediction (LP), and long-form question answering (LFQA). The task compositions are presented as a pie chart in Figure 1, where each task’s corresponding area is proportional to its test set size.

Multi-choice question-answering (MCQA). To be consistent with existing literature on LLMs’ evaluation (Hendrycks et al., 2020; Suzgun et al., 2022; Wang et al., 2023b; Yue et al., 2024), we include five commonly used English MCQA tasks, including three medical examination QA datasets

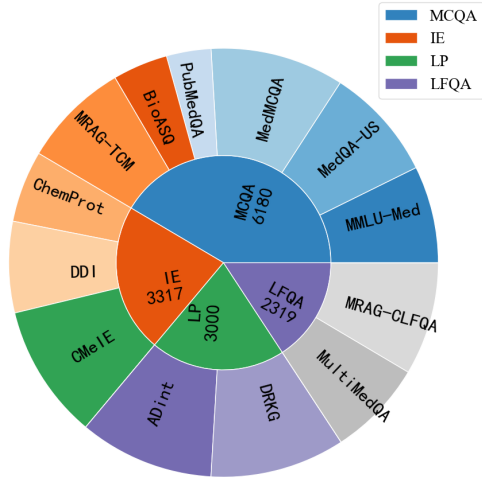


Figure 1: Composition of tasks in our MRAG-Bench.

(MMLU-Med (Hendrycks et al., 2020), MedQA-US (Jin et al., 2020), MedMCQA (Pal et al., 2022)) and two biomedical research QA datasets (PubMedQA (Jin et al., 2019), BioASQ-Y/N (Krithara et al., 2023)).

For Chinese MCQA, since the exam questions of Western medicine are well covered by the MMLU-Med, MedQA-US, and MedMCQA tasks, we construct an MCQA dataset containing 1200 test samples for Traditional Chinese Medicine (TCM) (Xue and Roy, 2003), and refer to this dataset as MRAG-TCM. This dataset is a robust benchmark for testing the efficacy and accuracy of language models (with or without RAG) in understanding and generating responses pertinent to TCM.

Long-form question answering (LFQA). To better reflect how online users obtain medical information, we also include long-form question-answering in our MRAG benchmark, in which a question does not have a precise answer like the multi-choice setting. Instead, the answer is a text paragraph. For English LFQA, we utilize the Multi-MedQA dataset from (Singhal et al., 2023b), which contains 1066 questions curated from the HealthSearchQA (Singhal et al., 2023a), LiveQA (Abacha et al., 2017), MedicationQA (Abacha et al., 2019) datasets. For Chinese LFQA, we collect 1,253 user queries from an online medical consultation platform². An expert panel ensures the safety of the dataset. This dataset is referred to as MRAG-CLFQA.

Information extraction (IE). To evaluate how LLMs powered by the RAG mechanism can perform in the medical information extraction tasks,

we consider the following three tasks: (a) DDI (Herrero-Zazo et al., 2013), which asks a model to extract triplets that reflects how drugs interact with one another. (b) ChemProt (Taboureau et al., 2010), extracting the relationships among diseases, drugs, and genes from medical articles. (c) CMeIE (Guan et al., 2020), which asks a model to extract triplets of 43 different relation types. The first two tasks are in English, and the last in Chinese.

Link prediction (LP). The link prediction task (Kumar et al., 2020) is suitable for evaluating LLMs since it directly checks whether LLMs correctly grasp the world knowledge and is of great importance for applications like drug repurposing (Aruna et al., 2022). In MRAG, we consider the following two tasks: (a) ADInt (Xiao et al., 2024), which is a dataset for identifying new pharmaceutical interventions (PI) for Alzheimer’s Disease (AD). Our MRAG-Bench randomly selects 1,500 samples from the ADInt testing set. (b) DRKG (Ioannidis et al., 2020) is a knowledge graph investigating graph-based drug repurposing algorithms for COVID-19. We randomly select 1,500 drug-disease triplets. We reformulate ADInt and DRKG as multiple-choice QA tasks in which two medical entities are given in the prompt, and the model needs to determine the relation types.

In summary, MRAG investigates how LLM RAG systems perform on four cohorts of tasks, 13 different datasets, and a total of 14,816 test samples.

3.2 Evaluation metrics

We use objective metrics can evaluate models on the MCQA, IE, and LP task cohorts. For the LFQA tasks, since there are no standard answers, we conducted a series of model- and human-based evaluations.

4 RAG system

To comprehensively evaluate how different LLM-based RAG systems perform on our MRAG benchmark, we propose MRAG-Toolkit, a toolkit with systematic implementations of RAG for medical QA. As shown in Figure 2, the MRAG-Toolkit consists of the following major components: (a) the Corpus from which the supporting documents are retrieved; (b) Retriever, the model or method for conducting efficient retrieval on the retrieval corpus; (c) Response generator, the LLM used to summarize the supporting document and generate the final

²The name of the online medical consultation platform will be revealed upon acceptance.

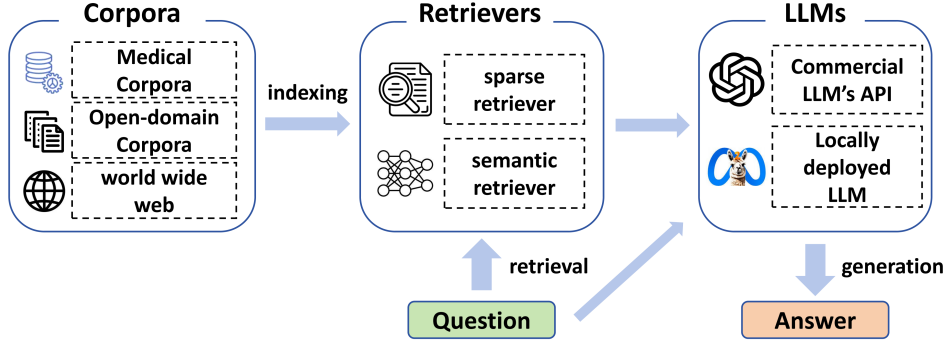


Figure 2: Framework of the MRAG toolkit, demonstrating each of its components.

response; (d) Prompting strategies, the strategies that instruct the response generator how to summarize, reason, reflect, and organize the final response.

5 Results

We systematically evaluate LLMs on our MRAG-Bench benchmark, providing a multi-dimensional analysis of different components in RAG for medicine.

5.1 Results on the closed-form tasks

We first benchmark various LLMs on the MCQA, IE, and LP tasks in the MRAG bench, both w/o. RAG and w. RAG. The COT-Refine strategy is used to elicit responses. All the LLMs utilize the nucleus sampling strategy for decoding. The temperature parameter is set to 0.7, the top_p is set to 0.8, and the repetition penalty is set to 1.05. The combined corpus is used as the source of referential documents. The retriever is BGE-base, and eight snippets are retrieved for each query text and concatenated to the prompt if using RAG.

As shown in Table 1, without RAG, GPT-4 significantly outperforms other competitors, with an average score of 80.2% on the MCQA cohort and 10.5% on the IE cohort, 47.7% on the LP cohort. Even the strongest open-sourced LLMs, Mixtral-8x22B, can only achieve about 74.2% of the GPT-4’s performance on the MCQA tasks. In comparison, RAG helps all the models improve significantly on the MRAG-Bench regarding the average scores on the three cohorts. These results suggest RAG’s great potential to enhance LLMs’ zero-shot capability to answer users’ medical questions or conduct medical knowledge discovery and make the LLMs more reliable. In addition, the following observations can be made: (a) Without RAG, MEDITRON, the domain-specific LLM, outperforms the open-domain LLM, Qwen2.5-72B,

on the MCQA tasks. However, with the help of MRAG, Qwen2.5-72B outperforms MEDITRON on all three MRAG task cohorts. The intuition is that Qwen2.5-72B is better at following the instructions in MRAG prompts and incorporating the information retrieved from the documents in the reasoning steps. (b) MRAG is not beneficial on all of the MRAG tasks. MRAG negatively impacts the MMNLU-Med task for most of the LLMs evaluated. And relatively smaller LLMs, LLaMA-3, MEDITRON, and PMC-LLaMA, can not utilize the retrieved documents to improve the performance on MedQA. The results show that the retrieved documents may distract an LLM if it pays too much attention to the wrong document.

5.2 Results on the LFQA tasks

For the LFQA task, we first ask GPT-4 and GPT-3.5 to generate responses, with or without RAG. Then, we put these four models into an arena where each match randomly selects a pair of responses for the same query. They are judged by GPT-4 to determine which model’s response wins, loses, or is a draw with the other in terms of the evaluation axes described in Section 3.2. These matches will continue until all the model pairs have at least 80 matches for each evaluation axis. In this work, we will ask GPT-4 to serve as an unbiased judge (Zheng et al., 2024c,b; Zhang et al., 2024a) and ask medical experts to annotate a part of the matches to ensure the quality.

After the models conduct matches in the arena, we use the Elo rating system to rank the models along the four axes. The Elo rating system (Glickman and Doan, 2010) is a method for calculating the relative skill levels of players in competitive games. In this work, we set the initial score of each LLM as 1000 and the K factor to 40 in the arena. The Elo scores are presented in Table 2.

From Table 2, we can see that RAG can effec-

| Method | Prompting method | MCQA tasks in MRAG-Bench | | | | | Avg. |
|--------------------|------------------|--------------------------|-----------------------|-----------------------|-----------------------|-----------------------|-------------|
| | | MMLU-Med | MedQA | MedMCQA | PubMedQA | BioASQ | |
| GPT-4 | w/o. RAG | 93.1 \pm 1.2 | 86.5 \pm 0.9 | 76.2 \pm 0.8 | 57.2 \pm 1.4 | 88.1 \pm 1.1 | 80.2 |
| (gpt-4o) | w. RAG | 92.5 \pm 0.9 | 89.3 \pm 1.0 | 75.8 \pm 0.7 | 78.3 \pm 1.2 | 90.5 \pm 0.9 | 85.2 |
| GPT-3.5 | w/o. RAG | 78.9 \pm 1.3 | 61.5 \pm 0.8 | 56.2 \pm 1.1 | 36.7 \pm 1.9 | 76.9 \pm 1.0 | 62.0 |
| (gpt-3.5-turbo) | w. RAG | 78.2 \pm 1.0 | 67.3 \pm 0.7 | 57.8 \pm 0.9 | 68.7 \pm 1.7 | 86.4 \pm 0.8 | 71.7 |
| Tongyi Qwen | w/o. RAG | 77.7 \pm 1.1 | 62.6 \pm 1.1 | 59.7 \pm 0.9 | 37.1 \pm 1.6 | 76.3 \pm 1.2 | 62.7 |
| (qwen_max) | w. RAG | 77.1 \pm 1.2 | 66.7 \pm 0.9 | 60.2 \pm 0.8 | 75.3 \pm 1.8 | 88.1 \pm 1.3 | 73.5 |
| Mixtral | w/o. RAG | 75.5 \pm 1.5 | 59.3 \pm 1.2 | 53.4 \pm 0.7 | 35.8 \pm 1.9 | 73.8 \pm 1.4 | 59.5 |
| (8 * 22B) | w. RAG | 75.1 \pm 1.4 | 62.5 \pm 1.1 | 54.0 \pm 0.8 | 74.1 \pm 1.7 | 84.2 \pm 1.2 | 69.9 |
| LlaMA-3 | w/o. RAG | 61.6 \pm 1.2 | 54.1 \pm 1.1 | 44.5 \pm 0.9 | 32.6 \pm 1.7 | 61.6 \pm 1.7 | 50.9 |
| (70B) | w. RAG | 61.4 \pm 1.2 | 53.6 \pm 1.0 | 45.2 \pm 0.7 | 63.5 \pm 1.5 | 70.2 \pm 1.6 | 58.8 |
| Qwen2.5 | w/o. RAG | 70.6 \pm 0.9 | 55.6 \pm 0.9 | 43.9 \pm 0.8 | 30.9 \pm 1.6 | 64.3 \pm 1.6 | 53.1 |
| (72B) | w. RAG | 68.5 \pm 1.0 | 56.9 \pm 0.7 | 43.0 \pm 0.8 | 69.2 \pm 1.9 | 81.7 \pm 1.6 | 63.9 |
| MEDITRON | w/o. RAG | 64.9 \pm 1.6 | 51.6 \pm 1.1 | 46.7 \pm 1.0 | 43.4 \pm 1.7 | 68.4 \pm 1.9 | 55.0 |
| (70B) | w. RAG | 65.4 \pm 1.5 | 49.5 \pm 1.1 | 45.9 \pm 0.9 | 53.4 \pm 1.6 | 76.8 \pm 1.6 | 58.2 |
| PMC-LLaMA | w/o. RAG | 52.2 \pm 1.7 | 44.3 \pm 1.2 | 46.5 \pm 1.1 | 35.8 \pm 2.2 | 63.1 \pm 1.7 | 48.4 |
| (13B) | w. RAG | 52.5 \pm 1.4 | 42.6 \pm 1.3 | 48.3 \pm 1.0 | 54.0 \pm 2.1 | 65.2 \pm 1.5 | 52.5 |

Table 1: Benchmark results of different backbone LLMs on the multi-choice QA tasks in MRAG-Bench. We report the average accuracy in percentages on five different runs, along with the standard deviations in the light-grey color.

| Model | Prompting method | Usefulness | Readability | Knowledge | Reasoning |
|-----------------|------------------|---------------|---------------|---------------|---------------|
| GPT-4 | w/o. RAG | 931.7 | 1179.5 | 1062.4 | 990.9 |
| (gpt-4o) | w. RAG | 1270.9 | 1082.4 | 696.1 | 1259.4 |
| GPT-3.5 | w/o. RAG | 811.7 | 873.4 | 1345.8 | 773.5 |
| (gpt-3.5-turbo) | w. RAG | 985.5 | 864.6 | 895.6 | 976.0 |

Table 2: Results of different backbone LLMs on the LFQA task in MRAG-Bench. The Elo rating scores on each evaluation axis are reported. The highest scores are in bold.

| Retriever | PubMedQA | MedQA | DRKG |
|---------------|-----------------------|-----------------------|-----------------------|
| BGE-base | 68.7 \pm 1.7 | 67.3 \pm 0.7 | 35.4 \pm 1.7 |
| BM25 | 61.3 \pm 2.1 | 62.1 \pm 0.9 | 31.2 \pm 1.4 |
| MedCPT | 67.9 \pm 1.6 | 65.8 \pm 1.1 | 34.4 \pm 1.5 |
| E5-Mistral-7B | 68.6 \pm 1.9 | 67.4 \pm 0.7 | 35.3 \pm 1.8 |
| RRF | 68.9 \pm 1.6 | 67.5 \pm 0.8 | 35.1 \pm 1.6 |

Table 3: Comparison of different retrievers for MRAG. The LLM is GPT-3.5.

tively improve the LLM’s *usefulness*, *knowledge*, and *reasoning* in the LFQA task. However, the *readability* of LLMs declines with RAG. The intuition is that the LLMs tend to answer more formally verbatim with RAG, making it slightly more difficult for the layer-persons to read.

5.3 Ablation studies

Comparison of different retrievers In this subsection, we now investigate how different retrievers affect the performances of RAG systems. Table 3 reports the performance of GPT-3.5 with RAG on PubMedQA, MedQA, and DRKG with the help of different retrievers. The domain-specific retrievers, MedCPT, perform slightly worse than BGE-base. The heavier retriever, E5-mistral-7B,

| Corpus | PubMedQA | MedQA | DRKG |
|--------------------|----------------|----------------|----------------|
| Combined corpus | 68.7 \pm 1.7 | 67.3 \pm 0.7 | 35.4 \pm 1.7 |
| Medical corpus | 68.5 \pm 1.9 | 67.0 \pm 1.1 | 35.5 \pm 1.3 |
| Open-domain corpus | 57.4 \pm 1.9 | 63.6 \pm 1.5 | 31.9 \pm 1.3 |
| World Wide Web | 60.2 \pm 2.1 | 66.3 \pm 1.1 | 33.8 \pm 1.8 |

Table 4: Comparison of different corpora for MRAG. The LLM is GPT-3.5.

performs comparably to the BGE base. The results show that: (a) by large-scale contrastive learning, BGE-base is also effective in retrieving domain-specific documents. (b) domain-specific pretraining does not provide clear advantages against the open-domain retrievers. Table 3 also demonstrates that RRF, the fusion of BGE-base and MedCPT, outperforms the two component retrievers on two of the three tasks. However, employing RRF in applications means multiple retrievers have to be deployed.

Effects of different corpora Table 4 reports the performance of GPT-3.5 w. RAG on PubMedQA, MedQA, and DRKG, with different corpus for document retrieval. The results show that: (a) The performance of LLMs on the MRAG tasks is highly related to the referential corpus. For ex-

| Prompting | PubMedQA | MedQA | DRKG |
|------------------|----------------|----------------|----------------|
| COT-Refine | 68.7 \pm 1.7 | 67.3 \pm 0.7 | 35.4 \pm 1.7 |
| Chain-of-thought | 67.3 \pm 1.6 | 66.3 \pm 0.9 | 35.2 \pm 1.6 |
| Direct answer | 63.1 \pm 2.1 | 64.5 \pm 1.3 | 30.8 \pm 1.8 |

Table 5: Comparison of different prompting strategies for eliciting responses. The LLM is GPT-3.5.

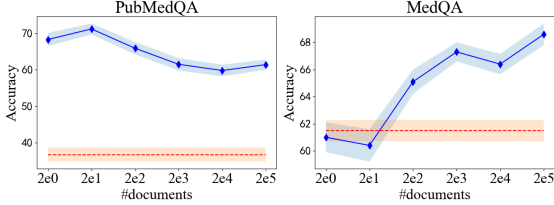


Figure 3: Effects of #documents retrieved.

ample, the open-domain corpus is significantly less helpful than the medical corpus for the PubMedQA task. (b) A simple combination of the two corpora of different domains does not affect the average accuracy on the three medical tasks. (c) The World Wide Web is helpful for the MedQA task but is less beneficial for the other two tasks since these two tasks rely on the medical literature.

Comparison of different prompting strategies Table 5 reports the performance of GPT-3.5 w. RAG on PubmedQA, MedQA, and DRKG, with prompting strategies for eliciting responses. The results show that: (a) compared with the chain-of-thought strategy and direct answer strategy, the COT-Refine improves the LLM’s accuracy by reflecting on its previous answer and improving by better incorporating the referential documents and changing the reasoning steps. (b) The direct answer strategy results show that directly answering a question without reasoning steps leads to performance degradation.

Investigating the scaling laws in RAG We first explore how the performance of MRAG scales with the increase in the number of documents retrieved and concatenated for medical QA tasks. In these experiments, we use GPT-3.5 as the backbone LLM and utilize the RRF retriever and the combined corpus for retrieval. Figure 3 shows the scaling curves of MRAG on the PubMedQA and MedQA tasks with different numbers of snippets $k \in \{1, 2, 4, \dots, 64\}$. The scaling curves are quite different for different tasks. On the MedQA task, we see roughly log-linear curves in the scaling plot for $k \leq 32$. However, on the PubMedQA task, the ground truth documents can be accurately re-

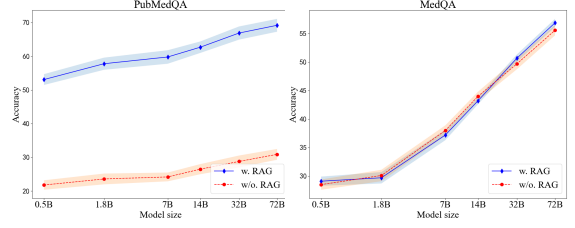


Figure 4: The scaling laws of LLMs on the MRAG tasks, with or without RAG.

trieved, and MRAG presents higher performance when $k \leq 2$. Moreover, with k increases, more irrelevant documents are included in the prompt, hurting the accuracy.

To investigate the scaling law of model sizes, we use the Qwen2.5 models of different sizes (0.5B, 1.8B, 7B, 14B, 32B, 72B) while keeping the other settings fixed. Figure 4 shows the scaling curves of Qwen model sizes on the PubMedQA and MedQA tasks, with or without RAG. The four curves are roughly log-linear, demonstrating that the scaling law of LLMs (Kaplan et al., 2020) applies under RAG. In addition, the performance gaps between the RAG and non-RAG curves increase slightly as the model scales up since larger models are better at incorporating the referential documents into the reasoning steps.

6 Conclusions

In this work, we presented the Medical Retrieval-Augmented Generation benchmark (MRAG-Bench) and the MRAG-Toolkit, designed to systematically evaluate and enhance the performance of LLMs through Retrieval-Augmented Generation (RAG). Our MRAG-Bench spans four task cohorts across English and Chinese, providing a robust evaluation framework for LLM-based RAG systems. The MRAG-Toolkit supports various retrieval approaches, algorithms, and LLMs, enabling a detailed investigation of how different components influence performance. Our experiments demonstrated that RAG significantly improves LLM reliability in all MRAG tasks. We observed that the choice of the referential corpus, retrieval methods, and prompting strategies heavily influence LLM performance. Additionally, larger LLMs benefit more from RAG, although there is a trade-off in readability for long-form question answering. The MRAG-Bench and MRAG-Toolkit will serve as valuable resources for the re-

search community, fostering further advancements in RAG and its applications in the medical industry.

Limitations

Despite the fact that we provide extensive experiments of the MRAG benchmark in this work, the following limitations remain: (a) Powerful language models like Gemini (Reid et al., 2024), Claude-3³, Grok⁴ are not evaluated due to resource limitation. (b) There are literature in RAG that adopt more complicated workflow than our MRAG system (in Figure 2), such as iterative retrieval (Zhang et al., 2023a; Jiang et al., 2023). These more advanced RAG strategies have not been evaluated in our current version, but we will address this aspect in our updated version.

Ethical considerations

The advancement of Large Language Models (LLMs) and their integration with Retrieval-Augmented Generation (RAG) systems have significant implications for various domains, particularly in high-stakes fields like healthcare. The Medical Retrieval-Augmented Generation (MRAG) benchmark and MRAG-Toolkit developed in this study aim to enhance the reliability and accuracy of LLMs in medical question answering (QA). Our work leads to the following positive or negative societal impacts:

- Positive Societal Impacts:

- Enhanced Medical Information Access: By integrating Retrieval-Augmented Generation (RAG) with Large Language Models (LLMs), our work can significantly improve access to up-to-date and reliable medical information. This is particularly valuable in clinical settings where timely and accurate information is crucial for patient care. The MRAG system can assist healthcare professionals in making more informed decisions, potentially leading to better patient outcomes.
- Transparency and Accountability: The RAG approach enhances the transparency of LLMs by grounding their responses in retrieved documents. This can

foster trust in AI systems as users can trace back the source of the information provided. Such transparency is essential in the medical field where the provenance of information can impact clinical decisions.

- Open-Sourced Toolkit: The MRAG-Toolkit we have developed is open-sourced, promoting collaboration and further research in the field. By providing a standardized evaluation framework, we enable other researchers to build upon our work, accelerating advancements in medical AI and contributing to the broader scientific community.

- Negative Societal Impacts:

- Reliance on AI Systems: While RAG enhances the reliability of LLMs, there is a risk that over-reliance on AI systems might emerge, potentially leading to complacency among healthcare professionals. It is crucial to maintain a balance where AI serves as a supportive tool rather than a replacement for professional judgment.
- Impact on Healthcare Workforce: The introduction of advanced AI systems like MRAG may impact the job market for certain roles within the healthcare sector. While AI can augment human capabilities, it may also lead to job displacement, necessitating a focus on retraining and upskilling affected workers.
- Potential for Bias: The retrieved documents and underlying datasets may contain biases that could be propagated or even amplified by the MRAG system. Ensuring that the sources used for retrieval are diverse and unbiased is essential to mitigate this risk. It is our duty to further study the bias issue of MRAG-Bench.

By carefully considering these positive and negative impacts, our work aims to contribute to the development and deployment of responsible LLM-based technologies in the medical domain.

³<https://www.anthropic.com/news/claude-3-family>.

⁴<https://github.com/xai-org/grok-1>

References

- Asma Ben Abacha, Eugene Agichtein, Yuval Pinter, and Dina Demner-Fushman. 2017. Overview of the medical question answering task at trec 2017 liveqa. In *TREC*, pages 1–12.
- Asma Ben Abacha, Yassine Mrabet, Mark Sharp, Travis R Goodwin, Sonya E Shooshan, and Dina Demner-Fushman. 2019. Bridging the gap between consumers’ medication questions and trusted answers. In *MedInfo*, pages 25–29.
- Josh Achiam, Steven Adler, Sandhini Agarwal, Lama Ahmad, Ilge Akkaya, Florencia Leoni Aleman, Diogo Almeida, Janko Altmenschmidt, Sam Altman, Shyamal Anadkat, et al. 2023. Gpt-4 technical report. *arXiv preprint arXiv:2303.08774*.
- Rohan Anil, Andrew M Dai, Orhan Firat, Melvin Johnson, Dmitry Lepikhin, Alexandre Passos, Siamak Shakeri, Emanuel Taropa, Paige Bailey, Zhifeng Chen, et al. 2023. Palm 2 technical report. *arXiv preprint arXiv:2305.10403*.
- AS Aruna, KR Remesh Babu, and K Deepthi. 2022. A survey of recent techniques in computational drug repurposing. In *International Conference on Intelligent Systems Design and Applications*, pages 565–575. Springer.
- Sofia J Athenikos and Hyoil Han. 2010. Biomedical question answering: A survey. *Computer methods and programs in biomedicine*, 99(1):1–24.
- Jinze Bai, Shuai Bai, Yunfei Chu, Zeyu Cui, Kai Dang, Xiaodong Deng, Yang Fan, Wenbin Ge, Yu Han, Fei Huang, et al. 2023. Qwen technical report. *arXiv preprint arXiv:2309.16609*.
- Zhijie Bao, Wei Chen, Shengze Xiao, Kuang Ren, Jiaao Wu, Cheng Zhong, Jiajie Peng, Xuanjing Huang, and Zhongyu Wei. 2023. Disc-medllm: Bridging general large language models and real-world medical consultation. *arXiv preprint arXiv:2308.14346*.
- Sebastian Borgeaud, Arthur Mensch, Jordan Hoffmann, Trevor Cai, Eliza Rutherford, Katie Millican, George Bm Van Den Driessche, Jean-Baptiste Lespiau, Bogdan Damoc, Aidan Clark, et al. 2022. Improving language models by retrieving from trillions of tokens. In *International conference on machine learning*, pages 2206–2240. PMLR.
- Danqi Chen, Adam Fisch, Jason Weston, and Antoine Bordes. 2017. Reading wikipedia to answer open-domain questions. *arXiv preprint arXiv:1704.00051*.
- Qingyu Chen, Jingcheng Du, Yan Hu, Vipina Kuttichi Keloth, Xueqing Peng, Kalpana Raja, Rui Zhang, Zhiyong Lu, and Hua Xu. 2023a. Large language models in biomedical natural language processing: benchmarks, baselines, and recommendations. *arXiv preprint arXiv:2305.16326*.
- Zeming Chen, Alejandro Hernández Cano, Angelika Romanou, Antoine Bonnet, Kyle Matoba, Francesco Salvi, Matteo Pagliardini, Simin Fan, Andreas Köpf, Amirkeivan Mohtashami, et al. 2023b. Meditron-70b: Scaling medical pretraining for large language models. *arXiv preprint arXiv:2311.16079*.
- Wei-Lin Chiang, Lianmin Zheng, Ying Sheng, Anastasios Nikolas Angelopoulos, Tianle Li, Dacheng Li, Hao Zhang, Banghua Zhu, Michael Jordan, Joseph E Gonzalez, et al. 2024. Chatbot arena: An open platform for evaluating llms by human preference. *arXiv preprint arXiv:2403.04132*.
- Gordon V Cormack, Charles LA Clarke, and Stefan Buettcher. 2009. Reciprocal rank fusion outperforms condorcet and individual rank learning methods. In *Proceedings of the 32nd international ACM SIGIR conference on Research and development in information retrieval*, pages 758–759.
- Ganqu Cui, Lifan Yuan, Ning Ding, Guanming Yao, Wei Zhu, Yuan Ni, Guotong Xie, Zhiyuan Liu, and Maosong Sun. 2023. **Ultrafeedback: Boosting language models with high-quality feedback**. *ArXiv*, abs/2310.01377.
- Ning Ding, Yujia Qin, Guang Yang, Fu Wei, Zonghan Yang, Yusheng Su, Shengding Hu, Yulin Chen, Chi-Min Chan, Weize Chen, Jing Yi, Weilin Zhao, Xiaozhi Wang, Zhiyuan Liu, Haitao Zheng, Jianfei Chen, Yang Liu, Jie Tang, Juan Li, and Maosong Sun. 2022. Delta tuning: A comprehensive study of parameter efficient methods for pre-trained language models. *ArXiv*, abs/2203.06904.
- Giacomo Frisoni, Miki Mizutani, Gianluca Moro, and Lorenzo Valgimigli. 2022. Bioreader: a retrieval-enhanced text-to-text transformer for biomedical literature. In *Proceedings of the 2022 conference on empirical methods in natural language processing*, pages 5770–5793.
- Xiangxiang Gao, Wei Zhu, Jiasheng Gao, and Congrui Yin. 2023a. F-pabee: Flexible-patience-based early exiting for single-label and multi-label text classification tasks. In *ICASSP 2023-2023 IEEE International Conference on Acoustics, Speech and Signal Processing (ICASSP)*, pages 1–5. IEEE.
- Yunfan Gao, Yun Xiong, Xinyu Gao, Kangxiang Jia, Jinliu Pan, Yuxi Bi, Yi Dai, Jiawei Sun, and Haofen Wang. 2023b. Retrieval-augmented generation for large language models: A survey. *arXiv preprint arXiv:2312.10997*.
- Mark E Glickman and Thomas Doan. 2010. The uscf rating system. *URL http://www.glicko.net/ratings/rating_system.pdf*.
- Tongfeng Guan, Hongying Zan, Xiabing Zhou, Hongfei Xu, and Kunli Zhang. 2020. Cmeie: construction and evaluation of chinese medical information extraction dataset. In *Natural Language Processing and Chinese Computing: 9th CCF International Conference, NLPCC 2020, Zhengzhou, China, October*

- 14–18, 2020, *Proceedings, Part I* 9, pages 270–282. Springer.
- Zhao Guo, Yuan Ni, Keqiang Wang, Wei Zhu, and Guotong Xie. 2021. [Global attention decoder for Chinese spelling error correction](#). In *Findings of the Association for Computational Linguistics: ACL-IJCNLP 2021*, pages 1419–1428, Online. Association for Computational Linguistics.
- Dan Hendrycks, Collin Burns, Steven Basart, Andy Zou, Mantas Mazeika, Dawn Song, and Jacob Steinhardt. 2020. Measuring massive multitask language understanding. *arXiv preprint arXiv:2009.03300*.
- María Herrero-Zazo, Isabel Segura-Bedmar, Paloma Martínez, and Thierry Declercq. 2013. The ddi corpus: An annotated corpus with pharmacological substances and drug–drug interactions. *Journal of biomedical informatics*, 46(5):914–920.
- William Hersh. 2024. Search still matters: information retrieval in the era of generative ai. *Journal of the American Medical Informatics Association*, page ocae014.
- Ari Holtzman, Jan Buys, Li Du, Maxwell Forbes, and Yejin Choi. 2019. The curious case of neural text degeneration. *arXiv preprint arXiv:1904.09751*.
- Yuzhen Huang, Yuzhuo Bai, Zhihao Zhu, Junlei Zhang, Jinghan Zhang, Tangjun Su, Junteng Liu, Chuancheng Lv, Yikai Zhang, Jiayi Lei, et al. 2023. C-eval: A multi-level multi-discipline chinese evaluation suite for foundation models. *arXiv preprint arXiv:2305.08322*.
- Vassilis N Ioannidis, Xiang Song, Saurav Manchanda, Mufei Li, Xiaoqin Pan, Da Zheng, Xia Ning, Xiangxiang Zeng, and George Karypis. 2020. Drkg-drug repurposing knowledge graph for covid-19. *arXiv preprint arXiv:2010.09600*.
- Minbyul Jeong, Jiwoong Sohn, Mujeen Sung, and Jae-woo Kang. 2024. Improving medical reasoning through retrieval and self-reflection with retrieval-augmented large language models. *arXiv preprint arXiv:2401.15269*.
- Ziwei Ji, Nayeon Lee, Rita Frieske, Tiezheng Yu, Dan Su, Yan Xu, Etsuko Ishii, Ye Jin Bang, Andrea Madotto, and Pascale Fung. 2023. Survey of hallucination in natural language generation. *ACM Computing Surveys*, 55(12):1–38.
- Zhengbao Jiang, Frank F Xu, Luyu Gao, Zhiqing Sun, Qian Liu, Jane Dwivedi-Yu, Yiming Yang, Jamie Callan, and Graham Neubig. 2023. Active retrieval augmented generation. *arXiv preprint arXiv:2305.06983*.
- Di Jin, Eileen Pan, Nassim Oufattole, Wei-Hung Weng, Hanyi Fang, and Peter Szolovits. 2020. What disease does this patient have. *A Large-scale Open Domain Question Answering Dataset from Medical Exams*. *arXiv [cs. CL]*.
- Qiao Jin, Bhuwan Dhingra, Zhengping Liu, William W Cohen, and Xinghua Lu. 2019. Pubmedqa: A dataset for biomedical research question answering. *arXiv preprint arXiv:1909.06146*.
- Qiao Jin, Won Kim, Qingyu Chen, Donald C Comeau, Lana Yeganova, W John Wilbur, and Zhiyong Lu. 2023. Medcpt: Contrastive pre-trained transformers with large-scale pubmed search logs for zero-shot biomedical information retrieval. *Bioinformatics*, 39(11):btad651.
- Qiao Jin, Zhizheng Wang, Yifan Yang, Qingqing Zhu, Donald Wright, Thomas Huang, W John Wilbur, Zhe He, Andrew Taylor, Qingyu Chen, et al. 2024. Agentmd: Empowering language agents for risk prediction with large-scale clinical tool learning. *arXiv preprint arXiv:2402.13225*.
- Jared Kaplan, Sam McCandlish, Tom Henighan, Tom B Brown, Benjamin Chess, Rewon Child, Scott Gray, Alec Radford, Jeffrey Wu, and Dario Amodei. 2020. Scaling laws for neural language models. *arXiv preprint arXiv:2001.08361*.
- Anastasia Krithara, Anastasios Nentidis, Konstantinos Bougiatiotis, and Georgios Paliouras. 2023. Bioasqqa: A manually curated corpus for biomedical question answering. *Scientific Data*, 10(1):170.
- Ajay Kumar, Shashank Sheshar Singh, Kuldeep Singh, and Bhaskar Biswas. 2020. Link prediction techniques, applications, and performance: A survey. *Physica A: Statistical Mechanics and its Applications*, 553:124289.
- Jakub Lála, Odhran O’Donoghue, Aleksandar Shtedritski, Sam Cox, Samuel G Rodrigues, and Andrew D White. 2023. Paperqa: Retrieval-augmented generative agent for scientific research. *arXiv preprint arXiv:2312.07559*.
- Hui Yi Leong, Yuheng Li, Yuqing Wu, Wenwen Ouyang, Wei Zhu, Jiechao Gao, and Wei Han. 2025. Amas: Adaptively determining communication topology for llm-based multi-agent system. In *Proceedings of the 2025 Conference on Empirical Methods in Natural Language Processing: Industry Track*, pages 2061–2070.
- Patrick Lewis, Ethan Perez, Aleksandra Piktus, Fabio Petroni, Vladimir Karpukhin, Naman Goyal, Heinrich Küttler, Mike Lewis, Wen-tau Yih, Tim Rocktäschel, et al. 2020. Retrieval-augmented generation for knowledge-intensive nlp tasks. *Advances in Neural Information Processing Systems*, 33:9459–9474.
- Haonan Li, Yixuan Zhang, Fajri Koto, Yifei Yang, Hai Zhao, Yeyun Gong, Nan Duan, and Timothy Baldwin. 2023a. Cmmlu: Measuring massive multitask language understanding in chinese. *arXiv preprint arXiv:2306.09212*.
- Xiaonan Li, Kai Lv, Hang Yan, Tianya Lin, Wei Zhu, Yuan Ni, Guo Tong Xie, Xiaoling Wang, and Xipeng Qiu. 2023b. [Unified demonstration retriever for in-context learning](#). *ArXiv*, abs/2305.04320.

- Xiepeng Li, Zhexi Zhang, Wei Zhu, Zheng Li, Yuan Ni, Peng Gao, Junchi Yan, and Guotong Xie. 2019. [Pingan smart health and SJTU at COIN - shared task: utilizing pre-trained language models and common-sense knowledge in machine reading tasks](#). In *Proceedings of the First Workshop on Commonsense Inference in Natural Language Processing*, pages 93–98, Hong Kong, China. Association for Computational Linguistics.
- Yuheng Li, Jiechao Gao, Wei Han, Wenwen Ouyang, Wei Zhu, and Hui Yi Leong. 2025. Ft-mdt: Extracting decision trees from medical texts via a novel low-rank adaptation method. In *Proceedings of the 2025 Conference on Empirical Methods in Natural Language Processing: Industry Track*, pages 65–76.
- Haokun Liu, Derek Tam, Mohammed Muqeeth, Jay Mohata, Tenghao Huang, Mohit Bansal, and Colin A Raffel. 2022. Few-shot parameter-efficient fine-tuning is better and cheaper than in-context learning. *Advances in Neural Information Processing Systems*, 35:1950–1965.
- Zequan Liu, Yi Zhao, Ming Tan, Wei Zhu, and Aaron Xuxiang Tian. 2025. Para: Parameter-efficient fine-tuning with prompt aware representation adjustment. *arXiv preprint arXiv:2502.01033*.
- Aman Madaan, Niket Tandon, Prakhar Gupta, Skyler Hallinan, Luyu Gao, Sarah Wiegreffe, Uri Alon, Nouha Dziri, Shrimai Prabhumoye, Yiming Yang, et al. 2024. Self-refine: Iterative refinement with self-feedback. *Advances in Neural Information Processing Systems*, 36.
- Aakanksha Naik, Sravanthi Parasa, Sergey Feldman, Lucy Lu Wang, and Tom Hope. 2021. Literature-augmented clinical outcome prediction. *arXiv preprint arXiv:2111.08374*.
- Harsha Nori, Nicholas King, Scott Mayer McKinney, Dean Carignan, and Eric Horvitz. 2023. Capabilities of gpt-4 on medical challenge problems. *arXiv preprint arXiv:2303.13375*.
- Ankit Pal, Logesh Kumar Umapathi, and Malaikanan Sankarasubbu. 2022. Medmcqa: A large-scale multi-subject multi-choice dataset for medical domain question answering. In *Conference on health, inference, and learning*, pages 248–260. PMLR.
- Chengwei Qin, Aston Zhang, Zhuosheng Zhang, Jiaao Chen, Michihiro Yasunaga, and Diyi Yang. 2023. Is chatgpt a general-purpose natural language processing task solver? *arXiv preprint arXiv:2302.06476*.
- Ori Ram, Yoav Levine, Itay Dalmedigos, Dor Muhlgay, Amnon Shashua, Kevin Leyton-Brown, and Yoav Shoham. 2023. In-context retrieval-augmented language models. *Transactions of the Association for Computational Linguistics*, 11:1316–1331.
- Vipula Rawte, Amit Sheth, and Amitava Das. 2023. A survey of hallucination in large foundation models. *arXiv preprint arXiv:2309.05922*.
- Machel Reid, Nikolay Savinov, Denis Teplyashin, Dmitry Lepikhin, Timothy Lillicrap, Jean-baptiste Alayrac, Radu Soricut, Angeliki Lazaridou, Orhan Firat, Julian Schrittwieser, et al. 2024. Gemini 1.5: Unlocking multimodal understanding across millions of tokens of context. *arXiv preprint arXiv:2403.05530*.
- Stephen Robertson, Hugo Zaragoza, et al. 2009. The probabilistic relevance framework: Bm25 and beyond. *Foundations and Trends® in Information Retrieval*, 3(4):333–389.
- Khaled Saab, Tao Tu, Wei-Hung Weng, Ryutaro Tanno, David Stutz, Ellery Wulczyn, Fan Zhang, Tim Strother, Chunjong Park, Elahe Vedadi, et al. 2024. Capabilities of gemini models in medicine. *arXiv preprint arXiv:2404.18416*.
- Karan Singhal, Shekoofeh Azizi, Tao Tu, S Sara Mahdavi, Jason Wei, Hyung Won Chung, Nathan Scales, Ajay Tanwani, Heather Cole-Lewis, Stephen Pfohl, et al. 2023a. Large language models encode clinical knowledge. *Nature*, pages 1–9.
- Karan Singhal, Tao Tu, Juraj Gottweis, Rory Sayres, Ellery Wulczyn, Le Hou, Kevin Clark, Stephen Pfohl, Heather Cole-Lewis, Darlene Neal, et al. 2023b. Towards expert-level medical question answering with large language models. *arXiv preprint arXiv:2305.09617*.
- Shamane Siriwardhana, Rivindu Weerasekera, Elliott Wen, Tharindu Kaluarachchi, Rajib Rana, and Suranga Nanayakkara. 2023. Improving the domain adaptation of retrieval augmented generation (rag) models for open domain question answering. *Transactions of the Association for Computational Linguistics*, 11:1–17.
- Haixia Sun, Jin Xiao, Wei Zhu, Yilong He, Sheng Zhang, Xiaowei Xu, Li Hou, Jiao Li, Yuan Ni, and Guotong Xie. 2020. [Medical knowledge graph to enhance fraud, waste, and abuse detection on claim data: Model development and performance evaluation](#). *JMIR Med Inform*, 8(7):e17653.
- Tianxiang Sun, Xiangyang Liu, Wei Zhu, Zhichao Geng, Lingling Wu, Yilong He, Yuan Ni, Guotong Xie, Xuanning Huang, and Xipeng Qiu. 2022. [A simple hash-based early exiting approach for language understanding and generation](#). In *Findings of the Association for Computational Linguistics: ACL 2022*, pages 2409–2421, Dublin, Ireland. Association for Computational Linguistics.
- Mirac Suzgun, Nathan Scales, Nathanael Schärli, Sebastian Gehrmann, Yi Tay, Hyung Won Chung, Aakanksha Chowdhery, Quoc V Le, Ed H Chi, Denny Zhou, et al. 2022. Challenging big-bench tasks and whether chain-of-thought can solve them. *arXiv preprint arXiv:2210.09261*.
- Olivier Taboureau, Sonny Kim Nielsen, Karine Audouze, Nils Weinhold, Daniel Edsgård, Francisco S Roque, Irene Kouskoumvekaki, Alina Bora, Ramona Curpan, Thomas Skøt Jensen, et al. 2010. Chemprot:

- a disease chemical biology database. *Nucleic acids research*, 39(suppl_1):D367–D372.
- Nandan Thakur, Nils Reimers, Andreas Rücklé, Abhishek Srivastava, and Iryna Gurevych. 2021. Beir: A heterogenous benchmark for zero-shot evaluation of information retrieval models. *arXiv preprint arXiv:2104.08663*.
- Aaron Tian, Yi Zhao, Congrui Yin, Wei Zhu, Xing Tian, and Yi Ge. 2024a. Fanlora: Fantastic loras and where to find them in large language model fine-tuning. In *Proceedings of the 2024 Conference on Empirical Methods in Natural Language Processing: Industry Track*, pages 515–528.
- Shubo Tian, Qiao Jin, Lana Yeganova, Po-Ting Lai, Qingqing Zhu, Xiuying Chen, Yifan Yang, Qingyu Chen, Won Kim, Donald C Comeau, et al. 2024b. Opportunities and challenges for chatgpt and large language models in biomedicine and health. *Briefings in Bioinformatics*, 25(1):bbad493.
- Hugo Touvron, Louis Martin, Kevin R. Stone, Peter Albert, Amjad Almahairi, Yasmine Babaei, Nikolay Bashlykov, Soumya Batra, Prajjwal Bhargava, Shruti Bhosale, Daniel M. Bikel, Lukas Blecher, Cristian Cantón Ferrer, Moya Chen, Guillem Cucurull, David Esiobu, Jude Fernandes, Jeremy Fu, Wenyin Fu, Brian Fuller, Cynthia Gao, Vedanuj Goswami, Naman Goyal, Anthony S. Hartshorn, Saghar Hosseini, Rui Hou, Hakan Inan, Marcin Kardas, Viktor Kerkez, Madian Khabsa, Isabel M. Kloumann, A. V. Korenev, Punit Singh Koura, Marie-Anne Lachaux, Thibaut Lavril, Jenya Lee, Diana Liskovich, Yinghai Lu, Yuning Mao, Xavier Martinet, Todor Mihaylov, Pushkar Mishra, Igor Molybog, Yixin Nie, Andrew Poulton, Jeremy Reizenstein, Rashii Rungta, Kalyan Saladi, Alan Schelten, Ruan Silva, Eric Michael Smith, R. Subramanian, Xia Tan, Binh Tang, Ross Taylor, Adina Williams, Jian Xiang Kuan, Puxin Xu, Zhengxu Yan, Iliyan Zarov, Yuchen Zhang, Angela Fan, Melanie Kambadur, Sharan Narang, Aurelien Rodriguez, Robert Stojnic, Sergey Edunov, and Thomas Scialom. 2023. *Llama 2: Open foundation and fine-tuned chat models*. *ArXiv*, abs/2307.09288.
- Li Wang, Wei Zhu, Sihang Jiang, Sheng Zhang, Keqiang Wang, Yuan Ni, Guo Tong Xie, and Yanghua Xiao. 2020. Mining infrequent high-quality phrases from domain-specific corpora. *Proceedings of the 29th ACM International Conference on Information & Knowledge Management*.
- Liang Wang, Nan Yang, Xiaolong Huang, Linjun Yang, Rangan Majumder, and Furu Wei. 2023a. Improving text embeddings with large language models. *arXiv preprint arXiv:2401.00368*.
- Pengfei Wang, Huanran Zheng, Silong Dai, Wenjing Yue, Wei Zhu, and Xiaoling Wang. 2024. Triplet-level cross-modal distillation for time-series forecasting using large language models. *arXiv preprint arXiv:2409.14978*.
- Pengfei Wang, Huanran Zheng, Qi’ao Xu, Silong Dai, Yiqiao Wang, Wenjing Yue, Wei Zhu, Tianwen Qian, and Liang Zhao. 2025. Ts-htfa: Advancing time-series forecasting via hierarchical text-free alignment with large language models. *Symmetry*, 17(3):401.
- Xidong Wang, Guiming Hardy Chen, Dingjie Song, Zhiyi Zhang, Zhihong Chen, Qingying Xiao, Feng Jiang, Jianquan Li, Xiang Wan, Benyou Wang, et al. 2023b. Cmb: A comprehensive medical benchmark in chinese. *arXiv preprint arXiv:2308.08833*.
- Xuwu Wang, Lihan Chen, Wei Zhu, Yuan Ni, Guo Tong Xie, Deqing Yang, and Yanghua Xiao. 2023c. Multi-task entity linking with supervision from a taxonomy. *Knowledge and Information Systems*, 65:4335 – 4358.
- Yubo Wang, Xueguang Ma, and Wenhui Chen. 2023d. Augmenting black-box llms with medical textbooks for clinical question answering. *arXiv preprint arXiv:2309.02233*.
- Jason Wei, Xuezhi Wang, Dale Schuurmans, Maarten Bosma, Ed Huai hsin Chi, F. Xia, Quoc Le, and Denny Zhou. 2022. Chain of thought prompting elicits reasoning in large language models. *ArXiv*, abs/2201.11903.
- Wei Zhu Wenjing Yue and Xiaoling Wang. 2023. Tcmdb: Performance evaluation of large language models based on traditional chinese medicine benchmarks. <https://github.com/ywjawmw/ShenNong-TCM-Evaluation-BenchMark>.
- Chaoyi Wu, Xiaoman Zhang, Ya Zhang, Yanfeng Wang, and Weidi Xie. 2023. Pmc-llama: Further fine-tuning llama on medical papers. *arXiv preprint arXiv:2304.14454*.
- Shitao Xiao, Zheng Liu, Peitian Zhang, and Niklas Muennighof. 2023. C-pack: Packaged resources to advance general chinese embedding. *arXiv preprint arXiv:2309.07597*.
- Yongkang Xiao, Yu Hou, Huixue Zhou, Gayo D’Allo, Marcelo Fiszman, Julian Wolfson, Li Zhou, Halil Kilicoglu, You Chen, Chang Su, et al. 2024. Repurposing non-pharmacological interventions for alzheimer’s disease through link prediction on biomedical literature. *Scientific Reports*, 14(1):8693.
- Tianfang Xie, Tianjing Li, Wei Zhu, Wei Han, and Yi Zhao. 2024. Pedro: Parameter-efficient fine-tuning with prompt dependent representation modification. *arXiv preprint arXiv:2409.17834*.
- Yi Xin, Siqi Luo, Haodi Zhou, Junlong Du, Xiaohong Liu, Yue Fan, Qing Li, and Yuntao Du. 2024. Parameter-efficient fine-tuning for pre-trained vision models: A survey. *ArXiv*, abs/2402.02242.
- Guangzhi Xiong, Qiao Jin, Zhiyong Lu, and Aidong Zhang. 2024. Benchmarking retrieval-augmented generation for medicine. *arXiv preprint arXiv:2402.13178*.

- Lingling Xu, Haoran Xie, Si-Zhao Joe Qin, Xiaohui Tao, and Fu Lee Wang. 2023. Parameter-efficient fine-tuning methods for pretrained language models: A critical review and assessment. *ArXiv*, abs/2312.12148.
- Jiaqi Xue, Mengxin Zheng, Yebowen Hu, Fei Liu, Xun Chen, and Qian Lou. 2024. Badrag: Identifying vulnerabilities in retrieval augmented generation of large language models. *arXiv preprint arXiv:2406.00083*.
- Tianhan Xue and Rustum Roy. 2003. Studying traditional chinese medicine. *Science*, 300(5620):740–741.
- Ellen Yi-Ge, Jiechao Gao, Wei Han, and Wei Zhu. 2024. Drum: Learning demonstration retriever for large multi-modal models. *arXiv preprint arXiv:2412.07619*.
- Huiming Yin, Kun Wang, Ruyu Yang, Yanfang Tan, Qiang Li, Wei Zhu, and Suzi Sung. 2024. A machine learning model for predicting acute exacerbation of in-home chronic obstructive pulmonary disease patients. *Computer Methods and Programs in Biomedicine*, 246:108005.
- Wenjing Yue, Xiaoling Wang, Wei Zhu, Ming Guan, Huanran Zheng, Pengfei Wang, Changzhi Sun, and Xin Ma. 2024. Tcmbench: A comprehensive benchmark for evaluating large language models in traditional chinese medicine. *arXiv preprint arXiv:2406.01126*.
- Cyril Zakka, Rohan Shad, Akash Chaurasia, Alex R Dalal, Jennifer L Kim, Michael Moor, Robyn Fong, Curran Phillips, Kevin Alexander, Euan Ashley, et al. 2024. Almanac—retrieval-augmented language models for clinical medicine. *NEJM AI*, 1(2):AIoa2300068.
- Fengji Zhang, Bei Chen, Yue Zhang, Jacky Keung, Jin Liu, Daoguang Zan, Yi Mao, Jian-Guang Lou, and Weizhu Chen. 2023a. Repocoder: Repository-level code completion through iterative retrieval and generation. *arXiv preprint arXiv:2303.12570*.
- Jingfan Zhang, Yi Zhao, Dan Chen, Xing Tian, Huanran Zheng, and Wei Zhu. 2024a. Milora: Efficient mixture of low-rank adaptation for large language models fine-tuning. *arXiv preprint arXiv:2410.18035*.
- Jingfang Zhang, Ming Tan, Pengyu Dai, and Wei-Guo Zhu. 2023b. Leco: Improving early exiting via learned exits and comparison-based exiting mechanism. In *Annual Meeting of the Association for Computational Linguistics*.
- Juyuan Zhang, Jiechao Gao, Wenwen Ouyang, Wei Zhu, and Hui Yi Leong. 2025. Time-llama: Adapting large language models for time series modeling via dynamic low-rank adaptation. In *Proceedings of the 63rd Annual Meeting of the Association for Computational Linguistics (Volume 4: Student Research Workshop)*, pages 1145–1157.
- Tianjun Zhang, Shishir G Patil, Naman Jain, Sheng Shen, Matei Zaharia, Ion Stoica, and Joseph E Gonzalez. 2024b. Raft: Adapting language model to domain specific rag. *arXiv preprint arXiv:2403.10131*.
- Xinpeng Zhang, Ming Tan, Jingfan Zhang, and Wei Zhu. 2023c. Nag-ner: a unified non-autoregressive generation framework for various ner tasks. In *Annual Meeting of the Association for Computational Linguistics*.
- Yuming Zhang, Xiangxiang Gao, Wei Zhu, and Xiaoling Wang. 2023d. Fastner: Speeding up inferences for named entity recognition tasks. In *International Conference on Advanced Data Mining and Applications*.
- Yuming Zhang, Peng Wang, Ming Tan, and Wei-Guo Zhu. 2023e. Learned adapters are better than manually designed adapters. In *Annual Meeting of the Association for Computational Linguistics*.
- Zhen Zhang, Wei Zhu, Jinfan Zhang, Peng Wang, Rize Jin, and Tae-Sun Chung. 2022. PCEE-BERT: Accelerating BERT inference via patient and confident early exiting. In *Findings of the Association for Computational Linguistics: NAACL 2022*, pages 327–338, Seattle, United States. Association for Computational Linguistics.
- Zhexi Zhang, Wei Zhu, Junchi Yan, Peng Gao, and Guowang Xie. 2021. Automatic student network search for knowledge distillation. *2020 25th International Conference on Pattern Recognition (ICPR)*, pages 2446–2453.
- Penghao Zhao, Hailin Zhang, Qinhan Yu, Zhengren Wang, Yunteng Geng, Fangcheng Fu, Ling Yang, Wentao Zhang, and Bin Cui. 2024. Retrieval-augmented generation for ai-generated content: A survey. *arXiv preprint arXiv:2402.19473*.
- Wayne Xin Zhao, Kun Zhou, Junyi Li, Tianyi Tang, Xiaolei Wang, Yupeng Hou, Yingqian Min, Beichen Zhang, Junjie Zhang, Zican Dong, Yifan Du, Chen Yang, Yushuo Chen, Zhipeng Chen, Jinhao Jiang, Ruiyang Ren, Yifan Li, Xinyu Tang, Zikang Liu, Peiyu Liu, Jian-Yun Nie, and Ji-Rong Wen. 2023. A Survey of Large Language Models. *arXiv e-prints*, arXiv:2303.18223.
- Huanran Zheng, Wei Zhu, Pengfei Wang, and Xiaoling Wang. 2023. Candidate soups: Fusing candidate results improves translation quality for non-autoregressive translation. *ArXiv*, abs/2301.11503.
- Huanran Zheng, Wei Zhu, and Xiaoling Wang. 2024a. Nat4at: Using non-autoregressive translation makes autoregressive translation faster and better. In *Proceedings of the ACM on Web Conference 2024*, pages 4181–4192.
- Huanran Zheng, Wei Zhu, and Xiaoling Wang. 2024b. Sca: Selective compression attention for efficiently extending the context window of large language models. In *Findings of the Association for Computational Linguistics: EMNLP 2024*, pages 6166–6178.

- Lianmin Zheng, Wei-Lin Chiang, Ying Sheng, Siyuan Zhuang, Zhanghao Wu, Yonghao Zhuang, Zi Lin, Zhuohan Li, Dacheng Li, Eric Xing, et al. 2024c. Judging llm-as-a-judge with mt-bench and chatbot arena. *Advances in Neural Information Processing Systems*, 36.
- Xiaofeng Zhou, Yuan Ni, Guotong Xie, Wei Zhu, Cai Chen, Tianhao Wang, and Zhigang Pan. 2019. Analysis of the health information needs of diabetics in china. In *MEDINFO 2019: Health and Wellbeing e-Networks for All*, pages 487–491. IOS Press.
- Wei Zhu. 2021a. Leebert: Learned early exit for bert with cross-level optimization. In *Proceedings of the 59th Annual Meeting of the Association for Computational Linguistics and the 11th International Joint Conference on Natural Language Processing (Volume 1: Long Papers)*, pages 2968–2980.
- Wei Zhu. 2021b. [Mvp-bert: Multi-vocab pre-training for chinese bert](#). In *Annual Meeting of the Association for Computational Linguistics*.
- Wei Zhu, Yilong He, Ling Chai, Yuanchun Fan, Yuan Ni, Guo Tong Xie, and Xiaoling Wang. 2021a. [paht_nlp @ mediqa 2021: Multi-grained query focused multi-answer summarization](#). In *Workshop on Biomedical Natural Language Processing*.
- Wei Zhu, Wenfeng Li, Xiaoling Wang, Wendi Ji, Yuanbin Wu, Jin Chen, Liang Chen, and Buzhou Tang. 2023a. Extracting decision trees from medical texts: An overview of the text2dt track in chip2022. In *Health Information Processing. Evaluation Track Papers*, pages 89–102, Singapore. Springer Nature Singapore.
- Wei Zhu, Wenfeng Li, Xiaoling Wang, Wendi Ji, Yuanbin Wu, Jin Chen, Liang Chen, and Buzhou Tang. 2023b. Extracting decision trees from medical texts: An overview of the text2dt track in chip2022. In *Health Information Processing. Evaluation Track Papers*, pages 89–102, Singapore. Springer Nature Singapore.
- Wei Zhu, Yuan Ni, Xiaoling Wang, and Guotong Xie. 2021b. [Discovering better model architectures for medical query understanding](#). In *Proceedings of the 2021 Conference of the North American Chapter of the Association for Computational Linguistics: Human Language Technologies: Industry Papers*, pages 230–237, Online. Association for Computational Linguistics.
- Wei Zhu, Yuan Ni, Guo Tong Xie, Xiaofeng Zhou, and Cai Chen. 2019a. [The dr-kgqa system for automatically answering medication related questions in chinese](#). *2019 IEEE International Conference on Healthcare Informatics (ICHI)*, pages 1–6.
- Wei Zhu, Yuan Ni, Guotong Xie, Xiaofeng Zhou, and Cai Chen. 2019b. The dr-kgqa system for automatically answering medication related questions in chinese. In *2019 IEEE International Conference on Healthcare Informatics (ICHI)*, pages 1–6. IEEE.
- Wei Zhu and Ming Tan. 2023. [SPT: Learning to selectively insert prompts for better prompt tuning](#). In *Proceedings of the 2023 Conference on Empirical Methods in Natural Language Processing*, pages 11862–11878, Singapore. Association for Computational Linguistics.
- Wei Zhu, Aaron Xuxiang Tian, Congrui Yin, Yuan Ni, Xiaoling Wang, and Guotong Xie. 2024. Iapt: Instruction-aware prompt tuning for large language models. *arXiv preprint arXiv:2405.18203*.
- Wei Zhu, Peifeng Wang, Yuan Ni, Guo Tong Xie, and Xiaoling Wang. 2023c. [Badge: Speeding up bert inference after deployment via block-wise bypasses and divergence-based early exiting](#). In *Annual Meeting of the Association for Computational Linguistics*.
- Wei Zhu, Peng Wang, Xiaoling Wang, Yuan Ni, and Guotong Xie. 2023d. Acf: aligned contrastive fine-tuning for language and vision tasks. In *ICASSP 2023-2023 IEEE International Conference on Acoustics, Speech and Signal Processing (ICASSP)*, pages 1–5. IEEE.
- Wei Zhu, Xiaoling Wang, Mosha Chen, and Buzhou Tang. 2023e. [Overview of the promptblue shared task in chip2023](#). *ArXiv*, abs/2312.17522.
- Wei Zhu, Xiaoling Wang, Yuan Ni, and Guotong Xie. 2021c. [GAML-BERT: Improving BERT early exiting by gradient aligned mutual learning](#). In *Proceedings of the 2021 Conference on Empirical Methods in Natural Language Processing*, pages 3033–3044, Online and Punta Cana, Dominican Republic. Association for Computational Linguistics.
- Wei Zhu, Xiaoling Wang, Huanran Zheng, Mosha Chen, and Buzhou Tang. 2023. [PromptCBLUE: A Chinese Prompt Tuning Benchmark for the Medical Domain](#). *arXiv e-prints*, arXiv:2310.14151.
- Wei Zhu, Xiaofeng Zhou, Keqiang Wang, Xun Luo, Xiepeng Li, Yuan Ni, and Guotong Xie. 2019c. Panlp at mediqa 2019: Pre-trained language models, transfer learning and knowledge distillation. In *Proceedings of the 18th BioNLP Workshop and Shared Task*, pages 380–388.
- Yuhui Zuo, Wei Zhu, and Guoyong GUET Cai. 2022. [Continually detection, rapidly react: Unseen rumors detection based on continual prompt-tuning](#). In *Proceedings of the 29th International Conference on Computational Linguistics*, pages 3029–3041, Gyeongju, Republic of Korea. International Committee on Computational Linguistics.
- Pierre Zweigenbaum. 2003. Question answering in biomedicine. In *Proceedings Workshop on Natural Language Processing for Question Answering, EACL*, volume 2005, pages 1–4. Citeseer.

A Appendix: Related works

A.1 Question answering in bio-medicine

In the LLM era, almost all the bio-medical information needs are expressed as natural language questions (Zweigenbaum, 2003; Athenikos and Han, 2010; Zhu et al., 2023; Zhu et al., 2023b), such as user queries about healthcare, or searches for specific knowledge from medical practitioners, or the need to make the knowledge structural from an unstructured document for bio-medical knowledge graph construction. LLMs, both open-domain and domain-specific, have demonstrated outstanding potential for medical QA tasks (Achiam et al., 2023; Anil et al., 2023; Singhal et al., 2023a,b; Nori et al., 2023; Chen et al., 2023a; Saab et al., 2024), with chain-of-thought prompting or in-context learning. However, due to the knowledge-intensive nature, intuitively, RAG could help the LLMs achieve better performance and be more reliable by grounding their responses to the retrieved referential documents. In this work, our proposed MRAG-Bench consists of four cohorts of bio-medical tasks, reflecting different information-seeking needs in this domain. Through experiments, we can see that some of the MRAG tasks are challenging for LLMs, even with the help of RAG.

B MRAG-Bench datasets

In this section, we provide detailed introductions, statistics, filtering procedures, and licensing information for all the tasks in the MRAG-Bench. Our MRAG-Bench consists of 13 tasks, 9 of which were previously open-sourced by their original authors. We construct two link prediction datasets from open-sourced knowledge graphs and curate two novel Chinese datasets.

B.1 Previously open-sourced datasets

MMLU-Med. Massive Multitask Language Understanding (MMLU) (Hendrycks et al., 2020) is a benchmark for the evaluation of the multi-task learning capability of language models. The dataset is released under the MIT License and in <https://github.com/hendrycks/test>. The benchmark contains a variety of 57 different tasks. To measure the performance of medical RAG systems, we select six tasks related to biomedicine following (Singhal et al., 2023a), including anatomy, clinical knowledge, professional medicine, human genetics,

college medicine, and college biology. The subset is collectively denoted as MMLU-Med. Only the test set of each task is used in our benchmark, which contains 1089 questions in total.

MedQA-US. MedQA (Jin et al., 2020) is a multi-choice question answering (MCQA) dataset collected from professional medical board exams. The dataset is released under the CC BY 4.0 (Creative Commons Attribution 4.0 International) license and released in <https://github.com/jind11/MedQA>. Specifically, we focus on the English part, which includes real-world questions from the US Medical Licensing Examination (MedQA-US). Thus, the subset of 1273 four-option test questions are included in our MRAG-Bench.

MedMCQA. MedMCQA (Pal et al., 2022) contains 194k multi-choice questions collected from Indian medical entrance exams. The dataset is released under the MIT License and in <https://medmcqa.github.io/>. The questions cover a range of 2.4k healthcare topics and 21 medical subjects. Since the ground truth of its test set is not provided, the dev set of the original MedMCQA is chosen for MRAG-Bench, including 4183 medical questions. To ensure balance in the task composition, we randomly selected 1,500 test samples from MedMCQA’s dev set.

PubMedQA. PubMedQA (Jin et al., 2019) is a biomedical research QA dataset. The dataset is released under the CC BY 4.0 (Creative Commons Attribution 4.0 International) license and released in <https://pubmedqa.github.io/>. It has 1k manually annotated questions constructed from PubMed abstracts. To test the capability of RAG systems to find related documents and answer the question accordingly, we discard the relevant context for each question originally included in the dataset. A test set of 500 PubMedQA samples is adopted for MRAG-Bench following (Lála et al., 2023). The possible answer to a PubMedQA question can be yes/no/maybe, reflecting the authenticity of the question statement based on biomedical literature.

BioASQ. BioASQ (Krithara et al., 2023) is an annual competition for biomedical QA, which includes both the information retrieval track (Task A) and the machine reading comprehension track (Task B). The dataset is released under the Creative Commons Attribution-NonCommercial-ShareAlike 4.0 International License (CC BY-NC-SA 4.0) and released in <http://bioasq.org/>. To leverage the resources of BioASQ for our medical RAG benchmark, we select the Yes/No ques-

tions in the ground truth test set of Task B from the most recent five years (2019-2023), including 618 questions. In the original task, questions are constructed based on biomedical literature, and the ground truth document snippets are provided as a basis for machine reading comprehension. We discard the provided document snippets and only keep the questions and answer choices for the MRAG-Bench.

ChemProt. ChemProt (Taboureau et al., 2010) is a specialized task in the field of biomedical information extraction (IE), focusing on extracting interactions among diseases, chemical compounds, and genes from medical articles. This task is essential for understanding biochemical processes and advancing drug discovery and development. The ChemProt corpus is distributed under a Creative Commons Attribution-NonCommercial-ShareAlike 3.0 Unported License, and it is publicly available at <https://biocreative.bioinformatics.udel.edu/news/corpora/chemprot-corpus-biocreative-vi/>. For MRAG-Bench, we include its test set, which consists of 800 samples.

DDI. The DDI Extraction (DDI) 2013 task (Herrero-Zazo et al., 2013) is a significant benchmark in the field of bio-medical natural language processing (NLP), focusing on the extraction of drug-drug interactions (DDIs) from textual data. The task is structured to challenge participants to develop and refine algorithms capable of accurately parsing complex biomedical texts to detect and categorize these interactions. This task is crucial for improving our understanding of how different drugs interact, vital for drug safety, patient care, and the development of new pharmaceutical treatments. This task relies on the DDI corpus, which includes MedLine abstracts and documents from the DrugBank database. These documents have been manually annotated with pharmacological substances and drug-drug interactions. The DDI corpus is licensed under the Creative Commons Attribution-NonCommercial 4.0 International (CC BY-NC 4.0) license and is available at <https://github.com/isegura/DDICorpus>.

CMeIE. The Chinese Medical Information Extraction (CMeIE) dataset (Guan et al., 2020), part of the CHIP-2020 shared tasks⁵, is a crucial resource for advancing Chinese natural language processing (NLP) in the medical domain. This

dataset is designed to facilitate medical information extraction by identifying entities and their relationships within clinical text, following predefined schema constraints. This dataset is released under the Creative Commons Attribution 4.0 International (CC BY 4.0) License and is available at http://biendata.com/competition/chip_2020_2. Since the original authors keep its test set private, we randomly sample a 1,500-sample subset from its dev set for MRAG-Bench.

MultiMedQA. The MultiMedQA dataset (Singhal et al., 2023b) is a comprehensive collection of medical question sets designed to support the development and evaluation of long-form question-answering (LFQA) systems in the healthcare domain. This dataset is constructed by combining 1066 questions curated from three distinct sources: HealthSearchQA (Singhal et al., 2023a), LiveQA (Abacha et al., 2017), and MedicationQA (Abacha et al., 2019). The diverse nature of these sources ensures a wide coverage of medical topics, ranging from general health inquiries to specific medication-related questions. The MultiMedQA dataset is released under the Creative Commons Attribution-NonCommercial 4.0 International (CC BY-NC 4.0) license and is available at <https://huggingface.co/datasets/katielink/healthsearchqa/tree/main>.

B.2 Construction of the two link prediction tasks

Source. Our link prediction (LP) tasks are constructed based on two open-sourced knowledge graphs (KGs), ADInt (Xiao et al., 2024) and DRKG (Ioannidis et al., 2020).

- **ADInt.** ADInt is a comprehensive knowledge graph designed to facilitate the identification of novel pharmaceutical interventions (PIs) for Alzheimer’s Disease (AD). ADInt aims to accelerate research and discovery in AD therapeutics by integrating and organizing diverse biomedical data. ADInt is distributed under the Creative Commons Attribution 4.0 International (CC BY 4.0) license and is available at <https://github.com/zhang-informatics/ADInt>. ADInt harnesses the power of a knowledge graph to map complex relationships between various entities related to Alzheimer’s Disease. These entities include genes, proteins, biological pathways, drugs, clinical trials, and research publications. Researchers

⁵<http://cips-chip.org.cn/2020/eval2>

can identify novel drug candidates and repurposing opportunities by exploring connections between known compounds and AD-related targets.

- **DRKG.** The Drug Repurposing Knowledge Graph (DRKG) is a comprehensive drug discovery and repurposing research resource. DRKG integrates information from various biological databases to create a unified knowledge graph that includes genes, diseases, drugs, biological processes, and molecular functions. By representing these relationships in a structured format, DRKG enables researchers to identify potential drug repurposing opportunities, uncover novel therapeutic targets, and better understand the complex interactions within biological systems. DRKG is released under the MIT License and is available at <https://github.com/gnn4dr/DRKG>.

Dataset Collection. In both ADInt and DRKG, a piece of knowledge is expressed as a triplet (subject, predicate, object), in which the subject and object are entities from the knowledge graphs, and the predicate represents the type of relation between the two entities. The relation type is pre-defined as the schema of the KG. We randomly select 1,500 triplets from each of the two KGs to evaluate large language models in MRAG-Bench.

Formatting. For constructing a link prediction task for large language models, a triplet is then formatted into a standardized multi-choice format. The question uses the following template to include the subject and object’s names,

```
1 How are the following entity pairs
  connected?
2 Entity 1: <ent1>
3 Entity 2: <ent2>
```

Moreover, the correct answer is the predicate name of the triplet. The distractors (incorrect options) are the other relation types in the knowledge graphs.

Quality Assurance. The dataset undergoes a final review for quality assurance. A pool of 15 medical experts from the united states with medical doctoral degrees and different fields is divided into five groups, each containing three experts. A group will be given a link prediction question in the multi-choice format. These experts participate in this project as volunteers and are paid 10 US dollars per hour. They will check whether (a) the whole question is correctly formatted, (b) the answer choices

are plausible, and (c) the correct answers are accurate. The screenshot of the annotation webpage is presented in Figure 5. If not all of the experts in the group agree that the question is valid in all the above three aspects, this question will be filtered out. After the review process, no question is discarded. This result also reflects the high quality of the source KGs.

Dataset Compilation. After the quality assurance process, the questions are compiled into a structured dataset. Each entry in the dataset includes the question text, the answer choices, and the correct answer label.

B.3 Curation of MRAG-TCM

For Chinese MCQA, since the exam questions of Western medicine are well covered by the MMLU-Med, MedQA-US, and MedMCQA tasks, we construct an MCQA dataset containing 1200 test samples for Traditional Chinese Medicine (TCM) (Xue and Roy, 2003), and refer to this dataset as MRAG-TCM. We now describe how we construct the MRAG-TCM dataset.

Source. The MRAG-TCM dataset is meticulously designed to evaluate the performance of large-scale language models in the context of the Traditional Chinese Medicine Practitioners Qualification Examination (TCMPQE)⁶. This exam is an important test that evaluates candidates’ theoretical knowledge, comprehension, and comprehensive application abilities in TCM. The exam content is mainly divided into the following 12 topics covering Basic TCM knowledge, classical literature, clinical TCM, basic Western medicine comprehensive, and basics in medical humanities:

- TCM basic theory, which covers basic concepts such as Yin-Yang, Five Elements, Zang-Fu theory, Qi, Blood, and Body Fluids.
- TCM diagnostics, including the four diagnostic methods: observation, listening and smelling, inquiry, and palpation, as well as the fundamental theories of differentiation and treatment.
- Chinese Materia Medica, which studies the properties, channels, effects, and compatibility of Chinese medicinal herbs.
- Formulae of TCM, which focuses on the composition, effects, indications, and applications

⁶<https://www.tcmtest.org.cn/>.

Link prediction - Quality Assurance

User001

Question to annotate:

Question: What is the relationship between the following two entities?
Entity 1: SNF1-related kinase Entity 2: Saccharomyces

Answer choices:

| |
|---------------------|
| A.complicates |
| B. coexists with |
| C. treats |
| D. manifestation of |
| E. disrupts |
| F. inhibits |

Correct Answer: **B**

Quality Assurance:

Q1: The whole multi-choice question is correctly formatted.

☐ Yes ☐ No

Q2: The answer choices are plausible.

☐ Yes ☐ No

Q3: The provided ground truth answer is accurate.

☐ Yes ☐ No

Go back

Next

Figure 5: The screenshot of the annotation web-page for quality assurance of the link prediction tasks.

of commonly used TCM formulas.

- TCM classics, which cover content from classical TCM texts, including the "Huangdi Neijing" (Yellow Emperor's Inner Canon), "Shang Han Lun" (Treatise on Cold Damage), "Jingui Yaolue" (Essential Prescriptions of the Golden Cabinet), and Warm Diseases Theory, providing theoretical and clinical foundations for TCM practice.
- TCM internal medicine, which studies the TCM diagnosis and treatment of internal diseases.
- TCM surgery, which studies the TCM diagnosis and treatment of surgical diseases.
- TCM gynecology, which studies the TCM diagnosis and treatment of gynecological diseases.
- TCM pediatrics, which studies the TCM diagnosis and treatment of pediatric diseases.
- Acupuncture, which studies acupuncture treatment methods and their clinical applications.
- Western medicine comprehensive, which assesses the basic knowledge of Western medicine, clinical professional knowledge, and infectious disease knowledge required for clinical practice, including basics of diagnostics, internal medicine (not tested for apprentice or specialty practitioners), and infectious diseases.
- Medical humanities, which assesses the legal regulations and ethical knowledge necessary for clinical practice, including Medical Ethics and Health Laws.

We include multi-choice questions collected from publicly available TCM qualification examination question sets provided by (Yue et al., 2024), released under the CC BY 4.0 license, allowing for converting the original exam questions into a new format.

Question Collection. Multi-choice questions are gathered from the above sources. To ensure the diversity of topics and difficulty levels, we select 100 questions from the above 12 topics. The questions are then formatted into a standardized multi-choice format. Each question includes a stem (the main question), several distractors (incorrect

options), and one correct answer. This formatting aligns with the structure commonly used in medical board exams. We then convert this structured format into a text sequence, allowing LLMs to read the questions.

Quality Assurance. The dataset undergoes a review process for quality assurance. A pool of 15 TCM medical experts from China is divided into five groups, each containing three experts. These annotators participate in this project as volunteers and are paid 60 RMB per hour. A group will be given a TCM exam question in the multi-choice format. They will check whether (a) the content of the question is not outdated, irrelevant, or not suitable for a multi-choice format, (b) the whole sample is correctly formatted, and (c) the answers are accurate. The screenshot of the annotation webpage is presented in Figure 6. If not all of the experts in the group agree that the question is valid in all the above three aspects, this question will be filtered out. If a question is filtered out, another question with the same TCM topic is sampled from the sources and will go through the same review process.

Dataset Compilation. After the quality assurance process, the questions are compiled into a structured dataset. Each entry in the dataset includes the question text, the possible answer choices, and the correct answer label.

B.4 Curation of MRAG-CLFQA

For the Chinese long-form question-answering task, we collected questions suitable for the retrieval augmented generation (RAG) system.

Source. For the Chinese long-form question-answering task, we collect 1,943 user queries from an online medical consultation platform⁷. Each user is prompted to consent to data collection when collecting the queries. Furthermore, we ensure that no personal information is included in the dataset reviewing step.

Dataset collection and filtering. The collected dataset covers a wide range of topics, including (a) Symptoms, diagnosis, and treatment of illnesses. (b) prevention, vaccinations, or quarantine for infectious diseases. (c) lifestyle and wellness advice. A pool of 15 medical experts from China with medical doctoral degrees is divided into five groups, each containing three experts. These experts participate in this project as volunteers and

⁷Due to the company policy, the name of the online medical consultation platform will be revealed upon acceptance.

MRAG-TCM task - Quality Assurance

User018

标注问题 (Question to annotate):

问题 (Question): 具有温煦、推动、兴奋和宣散作用的物质是 ()。

(Substances that have warming, promoting, exciting, and dispersing effects are ().)

选项 (Answer choices):

| |
|------------------------|
| A. 肾精 (Kidney essence) |
| B. 肾气 (Kidney Qi) |
| C. 肾阴 (Kidney Yin) |
| D. 肾阳 (Kidney Yang) |
| E. 肾血 (Kidney Blood) |

正确答案 (Correct Answer): D

质量控制 (Quality Assurance):

Q1: The content of the question is not outdated, not irrelevant, and suitable for a multi-choice format?

☐ Yes☐ No

Q2: The whole sample is correctly formatted.

☐ Yes☐ No

Q3: The answer choices are plausible.

☐ Yes☐ No

Q4: The provided ground truth answer is accurate.

☐ Yes☐ No

上一页

下一页

Figure 6: The screenshot of the annotation webpage for quality assurance of the MRAG-TCM tasks.

Chinese LFQA task - Quality Assurance

User036

标注问题 (Question to annotate):

问题 (Question): 你对女性皮肤保养有什么经验和建议?

(What experience and advice do you have for women's skincare?)

质量控制 (Quality Assurance):

Q1. 问题不包含个人信息。(The question contains no personal information).

☐ Yes
☐ No

Q2. 这个问题无法通过单一医学事实回答, 也无法用固定答案来回答。

(The question contains questions that can not be answered by a single medical fact,nor it can be answered by a fixed answer.)

☐ Yes
☐ No

Q3. 该问题不包含任何与药物滥用或其他有害内容相关的有害问题。

(The question does not contain any harmful questions related drug abuses or other toxic contents.)

☐ Yes
☐ No

上一页

下一页

Figure 7: The screenshot of the annotation webpage for quality assurance of the MRAG-CLFQA tasks.

are paid 10 US dollars per hour. Each group is randomly assigned a question, and the experts will check whether (a) the question contains no personal information. (b) a single medical fact can not answer the question. Moreover, one should refer to multiple documents to organize a proper response to the question. (c) The question does not contain any harmful questions related to drug abuse or other toxic content. The screenshot of the annotation webpage is presented in Figure 7. The question will not be included if the three experts do not unanimously agree upon any of the above aspects. Moreover, the remaining dataset contains 1253 medical queries.

Formatting. The medical queries are organized as a list of samples containing the query ID and the query’s text string.

B.5 Dataset statistics

To summarize the datasets of the MRAG-Bench, we present the statistics of the datasets in Table 6. To ensure the balance of the dataset composition, the sizes of the included datasets will not exceed 1,500 samples.

B.6 Evaluation metrics

We use objective evaluation metrics for the MCQA, IE, and LP task cohorts. We use post-processing scripts to transform the LLM’s responses to structured data formats and use the following metrics: (a) we calculate the accuracy scores for the multi-choice questions. (b) The LP tasks use the same metric as MCQA. (c) For the IE tasks, we adopt the instance-level strict micro-F1 (Zhu et al., 2023); that is, the model predicts a triplet correctly if and only if it correctly predicts all its components.

For the LFQA tasks, we conducted a series of model- and human-based evaluations to assess the performance of LLM-based RAG systems. Since we are focusing on consumer health-related questions in which the audience is usually a layperson of average reading comprehension and no specific clinical context. Thus, we evaluate the LLM responses on the following aspects:

- **Usefulness:** The response should be helpful, safe, and informative and answer the query.
- **Readability:** The response should be well-organized and easy to follow for laypersons.

| Dataset | Size | #Options | Avg. Length | Task type | Language |
|------------|-------|----------|-------------|-----------|----------|
| MMLU-Med | 1,089 | 4 | 63.5 | MCQA | English |
| MedQA-US | 1,273 | 4 | 177.3 | MCQA | English |
| MedMCQA | 1,500 | 4 | 26.1 | MCQA | English |
| PubMedQA | 500 | 3 | 24.5 | MCQA | English |
| BioASQ | 618 | 2 | 17.7 | MCQA | English |
| MRAG-TCM | 1,200 | 4 | 29.8 | MCQA | Chinese |
| ChemProt | 800 | - | 384.2 | IE | English |
| DDI | 1,017 | - | 299.7 | IE | English |
| CMeIE | 1,500 | - | 293.7 | IE | Chinese |
| ADInt | 1,500 | - | 22.9 | LP | English |
| DRKG | 1,500 | - | 28.2 | LP | English |
| MultiMedQA | 1,066 | - | 10.2 | LFQA | English |
| MRAG-CLFQA | 1,253 | - | 70.9 | LFQA | Chinese |

Table 6: Statistics of MRAG-Bench tasks. #Options: numbers of options; Avg. Length: average token counts in each question.

- **Knowledge:** The response should reflect the current consensus well and mention relevant and correct medical facts for answering the query. Moreover, no irrelevant information is discussed.
- **Reasoning:** The response presents clear, correct reasoning steps.

In this work, LLMs (w/o. or w. RAG) are evaluated and ranked via pairwise matches over the above four axes. Our evaluation protocol is similar to Chatbot Arena (Chiang et al., 2024; Zheng et al., 2024c).

B.7 More information

Hosting. The MRAG-Bench’s datasets are hosted in <https://huggingface.co/datasets/michaelwzhu/MRAG>. This URL is a permanent link and can be accessed by the community.

license. The MRAG-Bench is released under the Creative Commons Attribution (CC BY 4.0) license.

Author Responsibility Statement. The authors of this dataset bear all responsibility for its content. The dataset has been created and shared to provide accurate and valuable data for research purposes. However, the authors do not assume liability for any errors, omissions, or inaccuracies in the dataset.

User Responsibility. By using this dataset, users agree to:

- Properly attribute the authors in any derivative works or publications that utilize the dataset.
- Comply with all applicable laws and regulations, including data privacy and intellectual property rights.
- Do Not use the dataset for any unlawful or unethical purposes.

The authors reserve the right to update or modify the dataset and its terms of use at any time. Users are encouraged to review the dataset and license periodically to ensure compliance with the current terms.

If anyone has any questions or requires further clarification regarding the use of this dataset, please contact wzhu91@connect.hku.hk.

C Detailed Descriptions of MRAG-Toolkit

In the main contents, we introduce the MRAG Toolkit to comprehensively evaluate how different LLM-based RAG systems perform on our MRAG Bench. As shown in Figure 2, the MRAG Toolkit consists of three major components: corpora, retrievers, and response generators. We now introduce these components in detail.

C.1 Corpora

In this work, we utilize four different corpora for the English tasks: the medical corpus, the open-domain corpus, the combined corpus, and the World Wide Web. The combined corpus is the combination of the first two. The medical corpus is the combination of the following resources for medical literature or textbooks:

- PubMed⁸ is the most widely used literature resource, containing millions of biomedical articles. Many relevant studies use PubMed as the retrieval corpus (Frisoni et al., 2022; Naik et al., 2021). We use a PubMed subset of 23.9 million articles with valid titles and abstracts for this work. The processed dataset is available at <https://huggingface.co/datasets/michaelwzhu/MRAG/tree/main>.
- StatPearls⁹ is a point-of-the-care clinical decision support tool similar to UpToDate¹⁰. We use the 9,330 publicly available StatPearl articles through NCBI Bookshelf¹⁴ to construct the StatPearls corpus. We chunked StatPearls according to the hierarchical structure, treating each paragraph in an article as a snippet, and all the relevant hierarchical headings are spliced as the corresponding title.
- Textbooks¹¹ is a collection of 18 widely used medical textbooks, which are important references for medical students taking the United States Medical Licensing Examination (USLME). In MRAG, the textbooks are processed as chunks with no more than 1000 characters. We used the **RecursiveCharacterTextSplitter** from LangChain¹² to perform the chunking.

For constructing an open-domain corpus, we utilize the Wikipedia (English) corpus¹³. As a large-scale open-source encyclopedia, Wikipedia is frequently used as a corpus in information retrieval tasks (Thakur et al., 2021) and open-domain question-answering tasks (Chen et al., 2017). We select Wikipedia as one of the corpora to see if the general domain database can be used to improve the ability of medical QA. We also chunked Wikipedia’s documents with LangChain.

The World Wide Web can also serve as an extensive and dynamic retrieval corpus for Retrieval-Augmented Generation (RAG), offering a vast and diverse repository of information across virtually all knowledge domains. Leveraging the web as a retrieval corpus enables RAG systems to access

up-to-date content, providing rich context and comprehensive data sources for generating accurate and relevant responses. This expansive corpus includes various formats, from scholarly articles and news reports to blogs, forums, and multimedia content, ensuring a breadth of perspectives and insights. The web’s continuously evolving nature could enhance the RAG system’s ability to produce informed and current outputs. It is an invaluable resource for applications requiring real-time information retrieval and generation. However, the web page contents could also introduce noise or false information to the RAG system. In this work, we utilize the Bing Search API¹⁴ to access and retrieve relevant documents from the web.

For the Chinese tasks, we utilize (a) the World Wide Web and (b) a proprietary medical corpus and open-domain corpus owned by a company. The company’s name and detailed information on the corpus will be revealed upon acceptance.

To summarize the retrieval corpora, we present their statistics in Table 7.

C.2 Retrievers

In this work, we consider the following retrievers for the English MRAG-Bench tasks:

- Best Matching 25 (BM25) (Robertson et al., 2009). BM25 is a highly effective lexicon-based sparse retrieval algorithm commonly utilized for information retrieval tasks, such as in Retrieval-Augmented Generation (RAG) for large language models. BM25 scores the relevance of documents by considering the frequency and distribution of query terms within those documents. Specifically, it enhances traditional term frequency-inverse document frequency (TF-IDF) methods by incorporating term saturation and document length normalization. BM25 ensures that the relevance score increases logarithmically with term frequency, avoiding excessive influence from overly common terms, and adjusts for document length to prevent bias toward longer documents. By weighing query terms according to their inverse document frequency and accounting for term saturation, BM25 provides a robust and scalable approach for retrieving pertinent documents in RAG, enhancing the

⁸<https://pubmed.ncbi.nlm.nih.gov/>

⁹<https://www.statpearls.com/>

¹⁰<https://www.wolterskluwer.com/en/solutions/uptodate>

¹¹<https://github.com/jind11/MedQA>

¹²<https://github.com/langchain-ai/langchain>

¹³https://en.wikipedia.org/wiki/Wikipedia:Database_download

¹⁴<https://www.microsoft.com/en-us/bing/apis/bing-web-search-api>

| Corpus | Source | #Docs | #Snippets | Avg. Length | Domain | Language |
|----------------------------|-------------|-------|-----------|-------------|-------------|-------------------|
| Medical corpus | PubMed | 23.9M | 23.9M | 296 | Biomedicine | English |
| | StatPearls | 9.3k | 301.2k | 119 | Clinics | English |
| | Textbooks | 18 | 125.8k | 182 | Medicine | English |
| Open-domain corpus | WikiPedia | 6.5M | 29.9M | 162 | General | English |
| World wide web | Internet | - | - | - | General | English & Chinese |
| Proprietary medical corpus | proprietary | 3.6M | 13.5M | 348 | Medical | Chinese |

Table 7: Statistics of the retrieval corpora. #Docs: the number of documents contained in the corpus. #Snippets: the number of document snippets contained in the corpus. Avg. Length: average token counts in each document snippets.

contextual accuracy and informativeness of the generated responses.

- **MedCPT (Jin et al., 2023).** MedCPT is a biomedical embedding model pre-trained with contrastive loss on 255 million user clicks from PubMed search logs. It achieved state-of-the-art performance on several biomedical IR tasks. For our experiments, we use the embedding model to transform the document snippets to vectors and build a vector index with the help of Faiss¹⁵. Upon receiving a user query, the embedding model embeds the query to a vector and leverages the efficient nearest neighbor search techniques (also implemented in Faiss) on vectors. Vector-based search is highly efficient since a search can be done in 3 ms with a vector index of sizes in billions.
- **BGE-base (Xiao et al., 2023).** The BGE-base model is a sophisticated sentence embedding model designed to transform sentences into high-dimensional vector representations, enabling efficient and meaningful comparison of textual data. This model leverages pre-training on large-scale corpora to deeply understand language and provide high-quality semantic representations for input documents.
- **E5-Mistral-7B (Wang et al., 2023a),** a LLM based retriever. This model uses the Mistral-7B as the document encoder and is further pre-trained on a large-scale synthetic dataset via the contrastive learning loss function.
- **RRF (Cormack et al., 2009)** proposed to merge results from different retrievers with Reciprocal Rank Fusion (RRF), which effectively fuses the information from different

sources by selecting shared predictions. In this work, we utilize this approach to combine results from BGE-base and MedCPT.

For the Chinese tasks, we utilize the BGE-base Chinese model¹⁶ as the retriever, if the local corpus is used.

We summarize the basic information of the retrievers in Table 8.

C.3 LLMs as response generator

In this work, we select the most frequently used or recently released LLMs with excellent performance in the open-domain evaluation benchmarks to evaluate RAG systems.

- Commercial LLMs developed by the OpenAI, GPT-3.5 (gpt-3.5-turbo), and GPT-4 (gpt-4o). These two models are popular commercial LLMs, which have already shown great capabilities in directly answering medical questions (Singhal et al., 2023a; Nori et al., 2023). We access these two models via the APIs provided by OpenAI¹⁷.
- The Tongyi Qwen (qwen_max) model¹⁸ is an advanced language model developed by Alibaba Cloud, designed to push the boundaries of natural language processing and generation capabilities. This model, built upon extensive datasets and cutting-edge deep learning algorithms, aims to excel in a wide range of tasks in both Chinese and English, including text generation, conversation, summarization, translation, and more.
- The Mistral-8x22B (-Instruct-v0.1) model¹⁹ is one of the latest open-sourced LLM. It

¹⁵<https://github.com/facebookresearch/faiss>

¹⁶<https://huggingface.co/BAAI/bge-base-zh>

¹⁷<https://platform.openai.com/docs/models>

¹⁸<https://tongyi.aliyun.com/qianwen/>

¹⁹<https://mistral.ai/news/mistral-8x22b/>

| Retriever | Type | Size | Metric | Domain | Language |
|------------------|----------|------|-------------------|-------------|----------|
| BM25 | lexical | - | BM25 | General | - |
| MedCPT | Semantic | 109M | cosine similarity | Biomedicine | English |
| BGE-base | Semantic | 110M | cosine similarity | General | English |
| E5-Mistral-7B | Semantic | 7B | cosine similarity | General | English |
| BGE-base Chinese | Semantic | 110M | cosine similarity | General | Chinese |

Table 8: Statistics of the retrievers.

sets a new standard for performance and efficiency within the AI community. It is a sparse Mixture-of-Experts (SMoE) model that uses only 39B active parameters out of 141B, offering unparalleled cost efficiency for its size. Mixtral-8x22B has the following strengths: (a) It is fluent in English, French, Italian, German, and Spanish. (b) It has strong mathematics and coding capabilities. (c) It is natively capable of function calling. (d) Its 64K tokens context window allows precise information to be recalled from large documents. This model is released under Apache 2.0, the most permissive open-source license, allowing anyone to use the model anywhere without restrictions.

- Qwen2.5 (Bai et al., 2023) is a language model series including decoder language models of different sizes. It is based on the Transformer architecture with SwiGLU activation, attention QKV bias, group query attention, a mixture of sliding window attention and full attention. Additionally, it has an improved tokenizer that is adaptive to multiple natural languages and codes. In this work, unless otherwise specified, we use the Qwen-1.5-72B (-chat) ²⁰ model.
- Meta developed and released the Meta Llama 3 family²¹ of large language models (LLMs), a collection of pretrained and instruction-tuned generative text models in 8 and 70B sizes. The Llama 3 instruction-tuned models are optimized for dialogue use cases and outperform many of the available open-source chat models on standard industry benchmarks. Further, in developing these models, Meta significantly optimized helpfulness and safety. Unless otherwise specified, we use the Llama-3-70B (-Instruct) model in this work.

- MEDITRON (Chen et al., 2023b) is a series of biomedical LLMs built based on Llama2 (Touvron et al., 2023) and fine-tuned on open-source biomedical literature. In this work, we use its 70B version model.
- PMC-LLaMA (13B) (Wu et al., 2023) is fine-tuned based on LLaMA (Touvron et al., 2023), using the medical literature from PubMed.

For the Chinese tasks, the following LLMs will be evaluated:

- GPT-3.5 (gpt-3.5-turbo).
- GPT-4 (gpt-4o).
- Tongyi Qwen (qwen_max).
- Qwen-1.5 72B.
- DISC-MedLLM (Bao et al., 2023) leverages Large Language Models (LLMs) to provide accurate and truthful medical responses in end-to-end conversational healthcare services. It constructs high-quality Supervised Fine-Tuning (SFT) datasets by utilizing medical knowledge graphs, reconstructing real-world dialogues, and incorporating human-guided preference rephrasing. With the constructed high-quality dataset, DISC-MedLLM is fine-tuned from Baichuan-13B-Base²² model and surpasses many Chinese medical LLMs in both single-turn and multi-turn consultation scenarios.

Unless otherwise specified, all the LLMs utilize the nucleus sampling strategy (Holtzman et al., 2019) for decoding. The temperature parameter is set to 0.7, and the top_p parameter is set to 0.8.

We summarize the basic information of the LLM response generators in Table 9.

²⁰<https://huggingface.co/Qwen/Qwen2.5-72B>

²¹<https://llama.meta.com/llama3/>

²²<https://huggingface.co/baichuan-inc/Baichuan-13B-Base>

| LLM | Size | Context size | Open-source | Domain | Language |
|---------------|----------------------|--------------|-------------|-------------|-------------------|
| GPT-3.5 | - | 16,385 | False | General | English & Chinese |
| GPT-4 | - | 128,000 | False | General | English & Chinese |
| Tongyi Qwen | - | 8,000 | False | General | English & Chinese |
| Mixtral-8x22B | 141B (39B activated) | 65,536 | True | General | English |
| Qwen2.5-72B | 72B | 32,768 | True | General | English & Chinese |
| LlaMA-3-70B | 70B | 8,192 | True | General | English |
| MEDITRON | 70B | 4,096 | True | Biomedicine | English |
| PMC-LlaMA | 13B | 4,096 | True | Biomedicine | English |
| DISC-MedLLM | 13B | 4,096 | True | Medicine | Chinese |

Table 9: Statistics of the LLM response generators.

C.4 Prompting strategies

We now describe the prompting strategies used when evaluating the LLMs on the MRAG bench. Following (Xiong et al., 2024), all the RAG systems should be evaluated in a zero-shot setting where in-context few-shot learning is not permitted.

The prompting strategy can be classified as either (a) w/o. RAG or (b) w. RAG, based on whether an LLM retrieves referential documents and concatenates them to the prompt. In this work, we only consider the framework where the retrieved knowledge/contents are concatenated in the prompt, and no other approaches, like memory augmentation, are applied to insert external information into the LLMs.

Based on how the response is elicited, the prompting strategy can be classified as: (a) Direct answer (DA): given the question, the prompt asks the LLM to output the answer directly. (b) Chain-of-thought (COT) (Wei et al., 2022) explicitly asks the LLM to think step by step and demonstrate the intermediate outputs. (c) COT-Refine. Building on COT and Self-Refine(Madaan et al., 2024), we developed a simple prompting strategy called COT-refine. This strategy involves a two-stage process: first, given a COT prompt and a question, the model produces a response (R0). Then, in the second stage, the model is conditioned on the original prompt, question, and R0 and is prompted to produce a refined answer with detailed explanations. This strategy allows the LLM to reflect on the previous answer and make necessary corrections. Regarding the prompt strategy for eliciting responses, COT-Refine is used by default.