

# Where is the multimodal goal post? On the Ability of Foundation Models to Recognize Contextually Important Moments

Aditya K Surikuchi, Raquel Fernández, Sandro Pezzelle

Institute for Logic, Language and Computation

University of Amsterdam

{a.k.surikuchi|raquel.fernandez|s.pezzelle}@uva.nl

## Abstract

Foundation models are used for many real-world applications involving language generation from temporally-ordered multimodal events. In this work, we study the ability of models to identify the most important sub-events in a video, which is a fundamental prerequisite for narrating or summarizing multimodal events. Specifically, we focus on football games and evaluate models on their ability to distinguish between important and non-important sub-events in a game. To this end, we construct a new dataset by leveraging human preferences for importance implicit in football game highlight reels, without any additional annotation costs. Using our dataset, which we will publicly release to the community, we compare several state-of-the-art multimodal models and show that they are not far from chance level performance. Analyses of models beyond standard evaluation metrics reveal their tendency to rely on a single dominant modality and their ineffectiveness in synthesizing necessary information from multiple sources. Our findings underline the importance of modular architectures that can handle sample-level heterogeneity in multimodal data and the need for complementary training procedures that can maximize cross-modal synergy.

## 1 Introduction

Recent advancements in artificial intelligence have facilitated the development of models, referred to as ‘foundation’, ‘omni’, or ‘multimodal’ models, that can process several modes of data, including sequences of images, videos, and audio, to automatically generate descriptions, summaries, or stories about temporally-ordered multimodal events in natural language (Lu et al., 2024; Xu et al., 2025a,b). These capabilities, along with the increase in availability of large datasets, have propelled their widespread adoption for groundbreaking applications such as real-time automatic

commentary generation in sports (Rao et al., 2024, 2025; You et al., 2025). Despite this impressive progress, the practical applicability of these models remains an open question. While the outputs generated by these models may seem fluent and plausible at first glance, assessing their quality in terms of visual grounding, coherence, topic consistency, *inter alia*, is challenging (Xu et al., 2024; Surikuchi et al., 2024, 2025; Luo et al., 2025). Furthermore, there is increasing research uncovering the limitations of multimodal models, including their difficulty with counting objects, temporally tracking entities, and reasoning spatially (Kamath et al., 2023; Kesen et al., 2024; Tian et al., 2025; Alonso et al., 2025).

In this work, we take a step back from the actual narration of visual events and focus on a fundamental prerequisite ability: *identifying the most important sub-events (moments)*. This ability is essential for any generative task because a coherent and compelling narration of a multimodal event is primarily dependent on identifying and comprehending its key moments. To this end, we fill a gap in the literature by constructing a novel dataset to test models for this crucial ability. Specifically, we focus on football (*soccer*) considering the open availability of full game videos, professionally narrated live commentary, and broadcaster-produced highlight reels. We create a new dataset that enables us to test, at scale and without additional annotation costs, whether models can effectively integrate commentary and information in the video to distinguish salient moments. In this context, we consider a moment in a football game as ‘important’ if it is included in the highlight reels put together by experts in the broadcasting domain. Figure 1 shows examples of an important and non-important moment from the dataset we construct, and outlines the binary classification task we formulate. Our dataset enables us to ask two main research questions: *RQ1. To what extent can cur-*

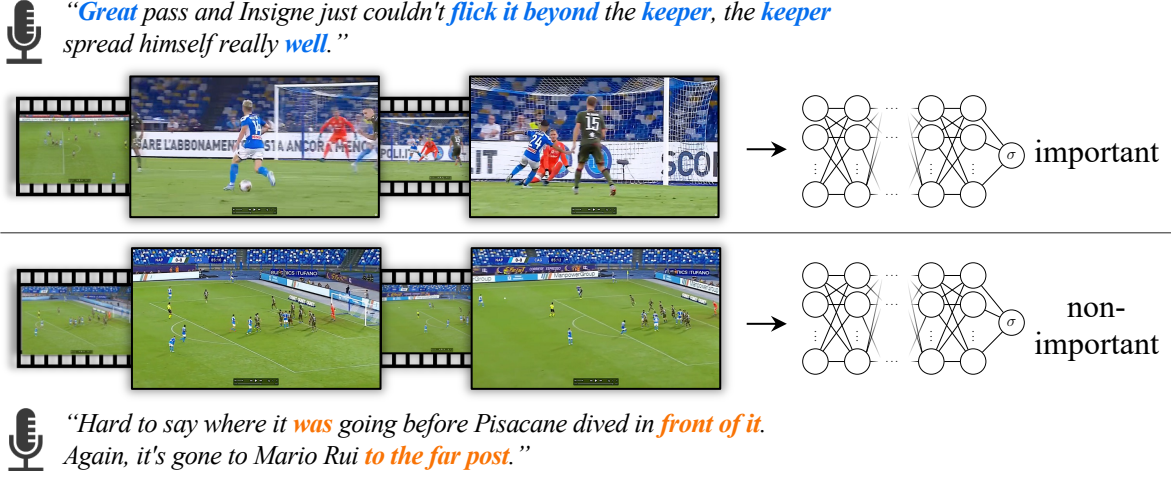


Figure 1: The moment on the top, showing a shot-on-target, was featured in the highlights of this football game. In contrast, the moment on the bottom, showing a corner kick, was not. A logistic regression classifier trained on the transcriptions of commentaries identified the text in **blue** as driving the prediction toward the ‘important moment’ class, while the text in **orange** drove the prediction toward the ‘non-important moment’. The confidence of a foundation model, Qwen-2.5-Omni, in correctly identifying this ‘important moment’ is highest under vision-only input ( $V=3.81$ ,  $L=-0.18$ ,  $LV=-0.93$ ), whereas for the ‘non-important moment’ multimodal information (language in the commentary complementing the visual) results in the highest model confidence ( $V=0.5$ ,  $L=0.87$ ,  $LV=1.34$ ). More examples from our dataset are provided in Appendix C Figure 10.

rent state-of-the-art multimodal models distinguish between important and non-important moments in a football game? RQ2. How effectively can these models leverage the natural multimodal signals in this data? In particular, do models that receive multiple signals—video, audio commentary, and language transcription—outperform models that rely only on one of these modalities?

Given the predominantly visual nature of the sport, for moments typically considered important in football, e.g., goals, we expect the visual modality (video) to encapsulate a stronger signal compared to corresponding commentaries or their transcriptions. However, we argue that the importance of most moments will be contingent upon several aspects, including background information, tactical insights, and strategic context that are beyond the scope of a video. Consistently, we hypothesize that commentaries associated with these moments will be crucial to understanding their importance, based on the assumption that a professional commentator would highlight these aspects in their narration. Under this premise, we expect models that are effective at integrating multimodal information to perform better on the task compared to their unimodal counterparts.

Through comprehensive experiments across multiple models, modalities, and prompts, we demonstrate that current model performance remains sig-

nificantly below human levels, highlighting the inherent difficulty of this task for current models. Moreover, we find that multimodal models do not have a dramatic advantage over models that rely only on one modality (e.g., vision-only or language-only settings), demonstrating the ineffectiveness of current architectures in integrating and exploiting important multimodal information. However, for moments whose importance is highly contextual (e.g., corners or shots on target), we do observe a slight benefit of multimodal information, with improvements in model confidence as is the case for examples in Figure 1. Among the three modalities, the visual modality has the strongest predictive power for correctly identifying important moments, confirming our expectations. However, for correctly recognizing non-important moments, we find that the commentator’s linguistic information provides the strongest signal. This confirms our intuition that combining details from the video and its associated commentary is essential for achieving high performance on the task.

Overall, our results show that current multimodal models struggle to capture the key moments in highly contextual, temporally-ordered events, indicating that substantial improvements in multimodal fusion and event understanding are needed before they can reliably generate summaries or narratives for long videos.

## 2 Related Work

### 2.1 Language Generation from Visual Events

Real-world environments are inherently multi-modal and often tend to be dynamic in nature. To develop systems capable of operating in these environments, several tasks reflective of such real-world scenarios, such as Video Captioning (Yao et al., 2015), Visual Storytelling (Huang et al., 2016), and Video Question Answering (Bansal et al., 2020), have been proposed. These tasks are instances of the broader, more general problem of generating natural language outputs about visual events (Surikuchi et al., 2025). A fundamental challenge for progressing along this direction is the evaluation of model-generated outputs. To assess the quality of generated text, various automatic metrics have been proposed over the years that quantify aspects such as the degree of visual grounding, coherence, and repetitiveness (Surikuchi et al., 2023; Wang et al., 2022). Furthermore, there is an increasing reliance on large pre-trained models as judges to rate outputs along dimensions such as language fluency (Bavaresco et al., 2025).

This challenge persists and becomes more evident for recent application-oriented tasks involving language generation from visual events. For instance, outputs from models proposed for Movie Auto Audio Description (Han et al., 2023) and Automatic Commentary Generation (Rao et al., 2024) tasks are typically evaluated and compared using reference-based metrics such as BLEU (Papineni et al., 2002) and METEOR (Banerjee and Lavie, 2005), which only take into account the textual modality. Human evaluation, on the other hand, while essential, is time-consuming, expensive, and difficult to conduct reliably at scale. A more practical and tractable approach to tackle this big challenge is to decompose the task and first assess whether models can correctly identify the most salient moments worth narrating.

### 2.2 Detecting Important Moments in Videos

Automatically detecting significant moments from events unfolding over prolonged durations is a computer vision task that is crucial for several domains, such as advertising and sports. Most of the existing work formulates highlights detection as a ranking task of assigning a higher numerical score to interesting clips compared to non-interesting ones from the same video (Bettadapura et al., 2016; Yao et al., 2016; Badamdorj et al., 2021). Others define this

problem as a binary classification task of identifying salient vs. non-salient clips within a given input video (Wang et al., 2004a; Tang et al., 2011; Santa and Lalli, 2025). In both instances, the proposed approaches typically rely on training regression or classification models using some form of supervision signal such as user engagement ratings (Rochan et al., 2020) obtained through crowdsourcing or frame-level human annotations (Sun et al., 2014). To bypass the costs of collecting importance labels from humans, recent work proposed an approach to obtain pseudo-highlight labels based on the notion of pattern recurrence (Islam et al., 2025). Specifically, the method first organizes videos into groups using a clustering algorithm. It then assigns importance scores to clips within each video of a group based on its audio-visual feature recurrence, hypothesizing that significant moments, such as crowd cheering for a goal in football, tend to repeat across clips found in multiple videos clustered into the same semantic group.

Contrary to all the previous work that relies either on certain predefined heuristics or on an explicit human annotation process for determining the importance of moments, we leverage human preferences for importance that are implicitly present in highlight reels of football games. Specifically, we consider moments that are included in the highlight reels created by experts in sports broadcasting as reliable proxies (human ground truths) for important moments, given that the main emphasis of an editorial process is to selectively filter raw game moments into a logical and coherent narrative (Whannel, 2005). This approach allows us to construct a high-quality multimodal dataset with a more naturalistic annotation of important vs. non-important moments along with contextual information that is comparable in richness to datasets for more complex downstream tasks such as multimodal summarization (Díaz-Juan et al., 2025).

## 3 Constructing the MOMENTS Dataset

In this section, we describe the construction of our dataset, which we call MOMENTS. Our objective is to obtain a corpus of video fragments (hence, *moments*) extracted from whole football games, that are labeled as ‘important’ or ‘non-important’. We intend to achieve this without following any predefined heuristics on what makes a moment important. Specifically, we propose a novel algorithm that uses visual information to *localize* fragments of official

highlight videos in corresponding full games for obtaining important moments. To this end, we use the GOAL dataset (Suglia et al., 2022), which contains highlight videos for football games from major leagues of Europe, between the years 2018 and 2020. Mapping the highlights in GOAL with two publicly available full game video datasets, i.e., SoccerNet and SoccerReplay-1988 (Rao et al., 2025), results in a set of 127 <highlight video (**H**), full game video (**G**)> pairs.

### 3.1 Localizing Highlights in Full Games

The goal of this stage is to find the closest visually matching frame from **G** for every frame in **H**. This is based on the underlying assumption that **H** is essentially a subsequence of **G**. Although this is theoretically the case, there are several caveats to consider in practice. Firstly, the auxiliary information in frames of **H** is different from the information present in the exact same frames of the corresponding **G** video. This information can include aspects such as advertisement overlays, score cards, and watermarks. Furthermore, **H** videos typically contain opening and closing moments of the game, which are absent in the **G** videos provided in SoccerReplay-1988. These aspects rule out the possibility of exact matching between frames of **H** and frames of **G**. As a workaround, we rely on checking the similarity of two frames using multi-scale Structural Similarity Index Measure (SSIM) (Wang et al., 2004b), which compares the overall visual structure and composition (spatial patterns formed by neighboring pixels) between two frames and provides a similarity score in range  $[-1, 1]$ , where a score of 1 indicates high visual similarity.<sup>1</sup>

On average, **H** videos contain 6545 frames ( $\approx 3$  minutes) and **G** videos contain 135000 frames ( $\approx 90$  minutes) making exhaustive all-frames comparison between **H** and **G** computationally prohibitive in practice, i.e.,  $\mathcal{O}(H \times G)$ .<sup>2</sup> We address this challenge by devising a three-step approach that localizes **H** in **G**, hierarchically.

**Step 1.** We first compare the initial frame of each second in **H** with a representative frame from every second in **G**.<sup>3</sup> Then, we compare each initial frame in **H** with all the frames *only* at those seconds in **G**

<sup>1</sup>SSIM visual (*dis*)-similarity scores between frames from an example <**H**,**G**> pair are provided in Appendix A Figure 7.

<sup>2</sup>**H** videos have 25 frames per second (FPS), and FPS for **G** videos can range between 25 and 150.

<sup>3</sup>At each second in **G**, we pick the center-most frame as the representative.

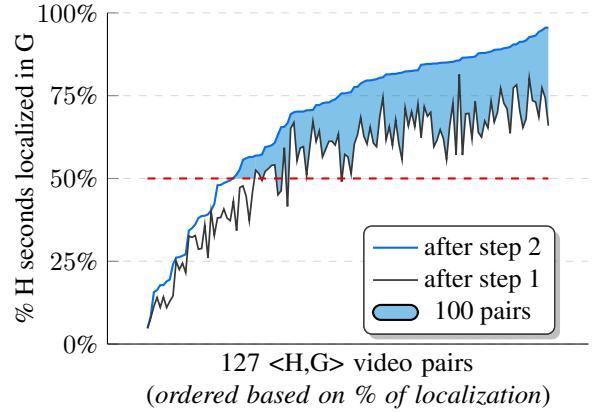


Figure 2: Among the 127 <**H**,**G**> pairs we process, more than half of the frames in 100 **H** videos are accurately localized in their corresponding **G** videos after step 2.

where the corresponding representative frames are sufficiently similar to the **H** frame under consideration.<sup>4</sup> This significantly reduces the computational complexity from  $\mathcal{O}(H \times G)$  to  $\mathcal{O}(H_{1-FPS} \times G_{1-FPS})$ .

**Step 2.** Step 1 relies on approximate comparisons and may result in frames at some seconds of **H** not being accurately localized in **G**. Specifically, these frames may have corresponding closest matching frames in **G** with visual similarity below an acceptable predefined threshold. Therefore, as a subsequent step, we leverage **G** frame boundaries of seconds in **H** that are ‘well-localized’ after step 1, to *prune* the search space and improve localization for the remaining ‘poorly-localized’ seconds of **H**. Figure 2 shows the proportion of seconds in **H** that are accurately localized after this step.

**Step 3.** For seconds in **H** that are accurately localized in **G** after step 2 (in terms of their initial frame), we loop around the matched frame indices in **G**, to find matches for all the remaining frames of **H**. Finally, we group the resulting **G** frame indices based on adjacency to obtain ‘important’ moments. In this grouping, we use a separation threshold of 1 second for considering two moments as separate.

### 3.2 Identifying Non-Important Moments

We consider contiguous segments of **G** videos that do not contain any ‘important’ moments as ‘non-important’. To avoid any spurious patterns that may inadvertently reveal the importance of moments, we identify non-important moments with time durations similar to that of the localized ‘important’ moments. Specifically, we fit a Gamma

<sup>4</sup>We empirically choose the similarity threshold as 0.8.

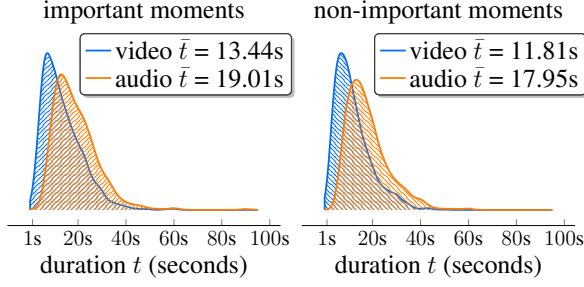


Figure 3: The duration distributions of non-important moments (NIM) reflects the distributions of important ones (IM), with the average duration ( $\bar{t}$ ) of the audio modality extending beyond the average of corresponding video frames for both classes.

distribution to the durations of important moments, and sample from this distribution the durations for non-important ones.

### 3.3 Extracting Moments from Game Videos

Finally, we convert the frame boundaries obtained for important and non-important moments into timestamps, and extract for each moment, the video frames and audio commentary from corresponding G videos. To transcribe the audio commentaries of G videos into text, we use the open source whisper-turbo model (Radford et al., 2023). We also ensure that the clipped moments are ‘complete’ in terms of their commentaries (i.e., not abruptly cut off mid-sentence) by leveraging as guidance the segment timestamps obtained as part of the G audio transcriptions. Furthermore, to address the inherent latency that manifests as the *eye-voice span* (EVS) (Griffin and Bock, 2000; Coco and Keller, 2015) in real-time naturalistic events, we extend the duration of auditory and textual modalities of each moment by three seconds beyond the rightmost timestamp of its video.<sup>5</sup> Overall, we extract 1977 important moments from the 100 most accurately localized  $\langle H, G \rangle$  pairs, and to balance the dataset, we include the same number of non-important moments resulting in a total of 3954 samples. Figure 3 compares the durations of all the extracted moments.

## 4 Experiments

In this section, we compare the performance of various models in their ability to distinguish between moments based on their importance. We operationalize this as a binary classification task using

<sup>5</sup>We empirically verify the existence of this latency between the occurrence of a visual event and the commentator’s narration of it.

the proposed MOMENTS dataset.

**Task Definition.** Given a moment ( $\mathbf{M}_i$ ) from a football game, we aim to assess models in classifying it as *important* or *non-important*. Formally, we define the task as:

$$\Phi(\mathbf{M}_i) = \begin{cases} 1, & \text{if } \mathbf{M}_i \text{ is important} \\ 0, & \text{otherwise} \end{cases} \quad (1)$$

where,  $\Phi$  refers to the various families of models we outline in Section 4.1. Every  $\mathbf{M}_i$  in MOMENTS is represented by three modalities—auditory (A), language (L), visual (V)—enabling comparison of compatible models under seven different combinations of modalities  $\mathcal{C} = \{\mathbf{A}, \mathbf{L}, \mathbf{V}, \mathbf{AL}, \mathbf{AV}, \mathbf{LV}, \mathbf{ALV}\}$ .<sup>6</sup>

### 4.1 Experimental Setup

**Off-the-shelf pre-trained models.** We consider a diverse set of open-source pre-trained models from four categories and prompt them off-the-shelf for the task. Specifically, we experiment with three language models: Meta-Llama-3.1-8B-Instruct, Qwen2.5-7B-Instruct, and Qwen3-4B-Instruct; two vision-language models: Qwen2.5-VL-7B-Instruct and Qwen3-VL-4B-Instruct; two audio-language models: Qwen2-Audio-7B-Instruct and Voxtral-Mini-3B; and two omni models: Qwen2.5-Omni-7B and Qwen3-Omni-30B-A3B (Grattafiori et al., 2024; Qwen et al., 2025; Yang et al., 2025; Bai et al., 2025b,a; Chu et al., 2024; Liu et al., 2025; Xu et al., 2025a,b). To check if models are sensitive to variations in the instruction, we assess them using two prompts.<sup>7</sup>

Recent research has revealed that multimodal models are sensitive to the order in which modalities are sequenced within an input prompt, in that they respond differently to different orders (Tan et al., 2024; Wardle and Sušnjak, 2025). For instance, under the **ALV** combination, modalities in the prompt can be permuted in six different orders—ALV, AVL, LAV, LVA, VAL, VLA. To mitigate the computational overhead of exhaustively considering all possible permutations of modalities for all models, we employ a heuristic approach. We select one model per category, identify the ‘optimal’ permutation of modalities that yields the highest score, and then test the remaining models in each category using this ‘optimal’ permutation.

<sup>6</sup>Where  $\mathbf{AL} = \{\mathbf{A}, \mathbf{L}\}$ ,  $\mathbf{ALV} = \{\mathbf{A}, \mathbf{L}, \mathbf{V}\}$ , etc.

<sup>7</sup>Appendix B provides inference details and prompts.

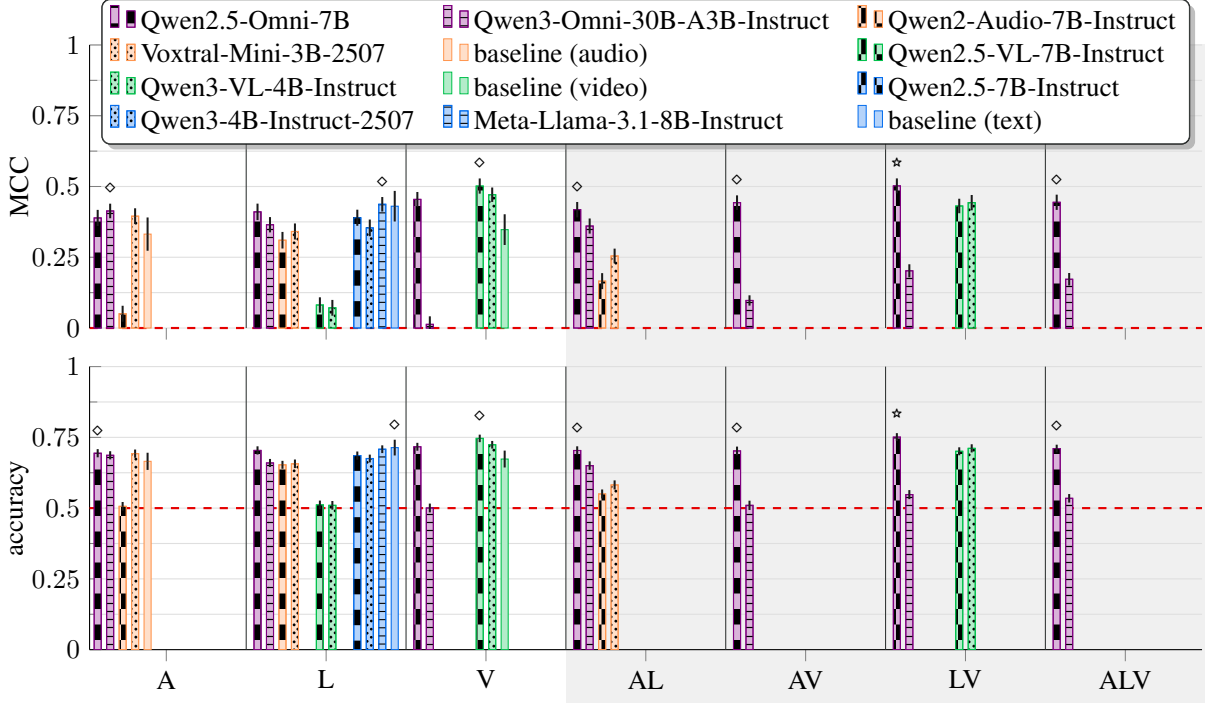


Figure 4: MCC and accuracy for all models under various combinations of modalities. We also compute uncertainties (line indicators on top of each bar) representing the 95% confidence interval, estimated via bootstrap resampling (Berg-Kirkpatrick et al., 2012).  $\diamond$  denotes the highest scoring model under each modality combination and  $\star$  denotes the model with highest overall score.

**Baselines.** For each of the three modalities in scope, we learn a logistic regression classifier as a baseline by utilizing a 3:1 train:test split of MOMENTS. We use  $n$ -gram counts and Mel-Frequency Cepstral Coefficients (MFCCs) as features for textual transcriptions and audio waveforms respectively.<sup>8</sup> To obtain features for the video modality, we extract 1 frame per second for each video, obtain SwinTransformer (Liu et al., 2021) embeddings for the extracted frames, and consider the average of embeddings as the feature representation of the video.

We evaluate model responses using several metrics widely used for classification tasks including accuracy, F1 score, ROC AUC, and Mathew’s Correlation Coefficient (MCC; Matthews, 1975). However, in this section we primarily focus on MCC, considering the fact that it accounts for all four aspects of the resulting confusion matrices unlike other metrics such as F1 score that are biased towards true positives (Chicco and Jurman, 2020). Given that our dataset is balanced in terms of the two classes, we also report accuracy.<sup>9</sup>

<sup>8</sup>We extract 1-4 grams for text and the top 20 MFCCs for representing the most important characteristics of the audio.

<sup>9</sup>Scores from other metrics are provided in Appendix B.

## 4.2 Results

Figure 4 shows the evaluation results we obtain for all the models under different combinations of modalities. Firstly, it is evident from the scores that current models find the task challenging and are not far from the expected chance level, i.e., 0 and 0.5 for MCC and accuracy, respectively. Next, we observe that performance across several models and settings is largely comparable, with no model significantly outperforming others within the margin of uncertainty. Despite this closeness, we notice marginally better scores for the Qwen2.5-Omni-7B (under the LV combination of modalities; MCC =  $0.502 \pm 0.03$ , accuracy =  $0.751 \pm 0.01$ ) and Qwen2.5-VL-7B-Instruct (under V; MCC =  $0.502 \pm 0.03$ , accuracy =  $0.746 \pm 0.01$ ) compared to all the remaining settings. Furthermore, among multimodal model categories under the comparable combinations (AL and LV), Qwen2.5-Omni-7B achieves better results. However, these evaluation results do not reveal any clear statistically significant advantage of models receiving a multimodal input. In terms of the three modalities, we notice a slight performance difference between the A and V settings, where the overall best score under V is significantly better than the overall best under A.

This trend however is not consistent for all models; Qwen3-Omni-30B-A3B-Instruct performs significantly better under the **A** setting compared to **V**.

Although these results indicate, overall, that models receiving multimodal inputs do not have an advantage, these metrics are not informative regarding the different ways in which each model extracts and integrates information from various modalities. To shed light on this issue and to complement the results discussed in this section, we analyze the internal behavior of models.

## 5 Analyses

### 5.1 Influence of Modalities

In this analysis, we shift from an external evaluation of task performance (based on MCC and accuracy) to examining the more internal models' behavior, as reflected in their confidence scores. In particular, we propose a novel approach for quantifying the contribution that each modality makes to a model's confidence. For each moment, we compute the contribution of a modality ( $m$ ) as the difference between the sums of logit differences of all the applicable sets of modality combinations ( $\mathcal{C}$ ) that include and exclude  $m$ . Formally, we define

$$\text{contribution}_m = \sum_{\forall c_i \in \mathcal{C}} \Delta Z_{m \in c_i} - \sum_{\forall c_i \in \mathcal{C}} \Delta Z_{m \notin c_i} \quad (2)$$

where  $\Delta Z$  is the difference between logits predicted for the ground truth class and the incorrect class. For instance, when considering Qwen-Omni models, determining the contribution of the visual modality (**V**) involves considering the difference between the sums of logit differences of four combinations in  $\mathcal{C}$  that include **V** (**V**, **LV**, **AV**, **ALV**), and three combinations that exclude **V** (**A**, **L**, **AL**). Using this approach, we compute modality-level contribution scores over the entire dataset for all the models. Figure 5 shows the contribution scores for the three modalities with regards to the Qwen2.5-Omni-7B model. We observe that the visual modality contributes the most to the confidence of the model for correctly identifying important moments of the game. However, the associated commentaries (particularly the textual transcriptions) play a more crucial role in determining the confidence of the model for correctly classifying non-important moments. We find this pattern to be largely consistent across all models.<sup>10</sup> This reveals that recognizing different kinds of moments requires reliance

<sup>10</sup>All contribution scores are visualized in Appendix C.

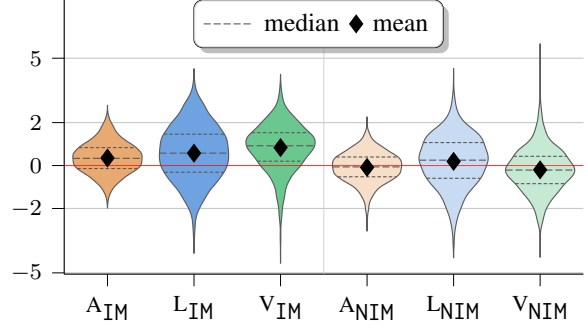


Figure 5: Contribution scores of the three modalities for the Qwen2.5-Omni-7B model separated for important (IM) and non-important (NIM) moments.

on different modalities to different extents. It also underlines how commentaries are crucial to complement and regularize information pertaining to non-important moments that may otherwise seem important solely based on the visual signal. This notion of contextual importance is well-established in football game analytics. For instance, [Decroos et al. \(2019\)](#) estimate different importance scores for two moments of same type (e.g., a free kick) depending on how they influence and change the state of the game. Based on these insights, we postulate that models may rely on multimodal information to a higher degree (beyond just the visual modality) for recognizing moments that are not prototypically important. To verify this, we study the role of multimodality for various types of moments.

### 5.2 Role of Multimodality

To conduct this analysis, we identify 50 moments where a goal is scored and consider them as prototypically important (indeed, we verify that they all belong to the class of ‘important’ moments in our dataset). For the contextual category, we find 100 moments pertaining to corner kicks, throw-ins, and shots-on-target, following the definitions provided by [Deliege et al. \(2021\)](#). Of these, we observe that 55 belong to the class of ‘important’ moments, while 45 belong to the class of ‘non-important’ ones.<sup>11</sup> This confirms our intuition that, for most of the moments in our dataset, excluding prototypically important ones, such as goals, there is no trivial one-to-one relationship between the type of the event and its importance.

We assess the contribution of multimodal information by analyzing changes in the confidence of models (measured using  $\Delta Z$ ) for the identified

<sup>11</sup>Our annotation procedure is described in Appendix C along with example moments for the three selected types.

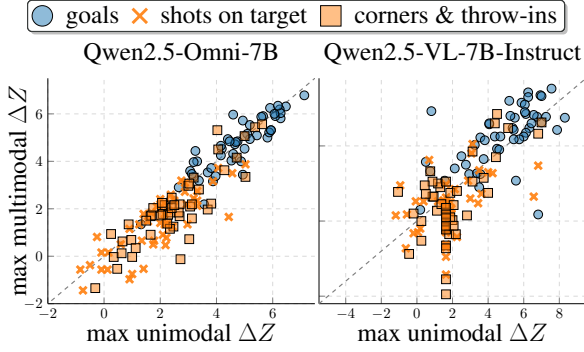


Figure 6: For each **prototypical** and **contextual** moment, we visualize the relationship between the confidence of model under the optimal unimodal and optimal multimodal settings. Absence of points in the top-left regions above the diagonal lines shows that multimodal inputs do not correlate with high confidence of models.

subset of moments. Specifically, for each moment in the subset, we map the optimal unimodal  $\Delta Z$  against the optimal multimodal  $\Delta Z$ . Figure 6 visualizes this comparison for two models. Firstly, we observe that both models are more confident in determining the importance of prototypical moments (goals) compared to contextual ones, confirming our expectations. At the same time, our assumption that multimodal information would be beneficial for models to recognize contextually important moments did not test true, as evidenced by the lack of many points in top left region above the diagonal of the scatter plots. In case of Qwen2.5-Omni-7B, we notice many points scattered below the diagonal, reflecting a collapse towards one of the modalities (Chaudhuri et al., 2025). With Qwen2.5-VL-7B-Instruct, we observe a slightly more dispersed pattern, indicating the ability of the model to successfully leverage cross-modal information for some moments, whereas for others, multimodality potentially introduces noise resulting in low confidence and misclassifications.

## 6 Conclusions

In this work, we focused on the ability of models to recognize contextually important moments in temporally-ordered multimodal events. We proposed a novel framework to construct a dataset of moments from football games by leveraging human preferences implicit in corresponding highlight reels. In contrast to concurrent work by Díaz-Juan et al. (2025) which introduces a semi-automated dataset creation pipeline for video summarization based on a similar underlying intuition (leveraging

human preferences in highlights), our framework prioritizes full automation and fine-grained localization. We achieved this by hierarchically matching all frames in highlight reels with all the frames at localized time intervals in corresponding full game videos. Moreover, our method is based on a deterministic metric (SSIM) for matching frames visually as opposed to comparing their latent feature representations from backbones like DINOv2 (Oquab et al., 2024).

Assessing several state-of-the-art foundation models using our proposed dataset revealed that they are limited in their ability to distinguish between important and non-important moments in football games, as evidenced by evaluation scores reported in Section 4. As downstream task performance gives a limited understanding of the differences across models, we use prediction logits to quantify the various roles of various modalities towards model predictions. Our analysis showed that models tend to rely more heavily on the visual modality for correctly recognizing important moments and on the textual modality for non-important moments. We believe that this unimodal dominance suppresses the ability of models to effectively integrate multimodal signals. Empirical assessment in Section 5 exposed this limitation of models, confirming that current multimodal architectures and training procedures are ineffective in disentangling synergies and redundancies from cross-modal information (Liang et al., 2023).

This motivates the need for architectures that can dynamically integrate multimodal information at the sample level, unlike existing architectures that are focused on static fusion strategies using the projector component (Surikuchi et al., 2025), which result in fixed information flow regardless of sample-level nuances, conflicts, and ambiguities between modalities in a given dataset (Zhang et al., 2025; Han et al., 2021; Paraman et al., 2023). A recent approach, Mod-Squad (Chen et al., 2024), proposes a mixture-of-experts framework that allows the overall system to route samples to modality-specific experts dynamically. We advocate for future work to design architectures based on this underlying principle of modularity and complement them with training objectives that can account for the heterogeneity inherent in multimodal data. However, given the current limitations underlined through our analyses, we argue that existing models are not yet ready for deployment in practical applications.

## Limitations

In the construction of the MOMENTS dataset, important moments are extracted by exploiting information in highlight reels by human experts. In contrast, the boundaries of non-important moments are not informed by any human-verified signal. It is therefore possible that some non-important moments do not contain full sub-events (e.g., a video of a non-important moment ending abruptly mid throw-in). In our proposed framework, we make sure the associated commentaries are complete, which should mitigate this possible limitation to an extent.

In our experiments, we relied on behavioral approaches to explain model outputs. However, these do not reveal the interactions between various components in models or explain the pathways responsible for information flow. To this end, future work could explore mechanistic techniques to obtain insights about models’ internal workings and to understand multimodal integration at a more granular level. For instance, quantifying intra- and inter-relationships between tokens belonging to different modalities can inform decisions pertaining to model architecture design.

## Acknowledgments

We are grateful to our colleagues at the Dialogue Modelling Group (DMG) for their insightful feedback at different stages of this work.

## References

- Iñigo Alonso, Gorka Azkune, Ander Salaberria, Jeremy Barnes, and Oier Lopez De Lacalle. 2025. [Vision-language models struggle to align entities across modalities](#). In *Findings of the Association for Computational Linguistics: ACL 2025*, pages 18846–18862, Vienna, Austria. Association for Computational Linguistics.
- Taivanbat Badamdorj, Mrigank Rochan, Yang Wang, and Li Cheng. 2021. Joint visual and audio learning for video highlight detection. In *Proceedings of the IEEE/CVF International Conference on Computer Vision (ICCV)*, pages 8127–8137.
- Shuai Bai, Yuxuan Cai, Ruizhe Chen, Keqin Chen, Xionghui Chen, Zesen Cheng, Lianghao Deng, Wei Ding, Chang Gao, Chunjiang Ge, Wenbin Ge, Zhifang Guo, Qidong Huang, Jie Huang, Fei Huang, Binyuan Hui, Shutong Jiang, Zhaohai Li, Mingsheng Li, and 45 others. 2025a. [Qwen3-vl technical report](#). *Preprint*, arXiv:2511.21631.
- Shuai Bai, Keqin Chen, Xuejing Liu, Jialin Wang, Wenbin Ge, Sibao Song, Kai Dang, Peng Wang, Shijie Wang, Jun Tang, Humen Zhong, Yuanzhi Zhu, Mingkun Yang, Zhaohai Li, Jianqiang Wan, Pengfei Wang, Wei Ding, Zheren Fu, Yiheng Xu, and 8 others. 2025b. [Qwen2.5-vl technical report](#). *Preprint*, arXiv:2502.13923.
- Satanjeev Banerjee and Alon Lavie. 2005. [METEOR: An automatic metric for MT evaluation with improved correlation with human judgments](#). In *Proceedings of the ACL Workshop on Intrinsic and Extrinsic Evaluation Measures for Machine Translation and/or Summarization*, pages 65–72, Ann Arbor, Michigan. Association for Computational Linguistics.
- Ankan Bansal, Yuting Zhang, and Rama Chellappa. 2020. [Visual question answering on image sets](#). In *Computer Vision – ECCV 2020: 16th European Conference, Glasgow, UK, August 23–28, 2020, Proceedings, Part XXI*, page 51–67, Berlin, Heidelberg. Springer-Verlag.
- Anna Bavaresco, Raffaella Bernardi, Leonardo Bertolazzi, Desmond Elliott, Raquel Fernández, Albert Gatt, Esam Ghaleb, Mario Giulianelli, Michael Hanna, Alexander Koller, Andre Martins, Philipp Mondorf, Vera Neplenbroek, Sandro Pezzelle, Barbara Plank, David Schlangen, Alessandro Suglia, Aditya K Surikuchi, Ece Takmaz, and Alberto Testoni. 2025. [LLMs instead of human judges? a large scale empirical study across 20 NLP evaluation tasks](#). In *Proceedings of the 63rd Annual Meeting of the Association for Computational Linguistics (Volume 2: Short Papers)*, pages 238–255, Vienna, Austria. Association for Computational Linguistics.
- Taylor Berg-Kirkpatrick, David Burkett, and Dan Klein. 2012. [An empirical investigation of statistical significance in NLP](#). In *Proceedings of the 2012 Joint Conference on Empirical Methods in Natural Language Processing and Computational Natural Language Learning*, pages 995–1005, Jeju Island, Korea. Association for Computational Linguistics.
- Vinay Bettadapura, Caroline Pantofaru, and Irfan Essa. 2016. Leveraging contextual cues for generating basketball highlights. In *Proceedings of ACM Conference on Multimedia (ACM-MM)*. ACM.
- Abhra Chaudhuri, Anjan Dutta, Tu Bui, and Serban Georgescu. 2025. [A closer look at multimodal representation collapse](#). In *Forty-second International Conference on Machine Learning*.
- Zhaorun Chen, Yhen Wu, Y Wang, W Wang, and 1 others. 2024. Mod-squad: Designing mixture of experts as modular multi-modal architecture. In *Proceedings of the IEEE/CVF Conference on Computer Vision and Pattern Recognition (CVPR)*.
- Davide Chicco and Giuseppe Jurman. 2020. [The advantages of the matthews correlation coefficient \(mcc\) over f1 score and accuracy in binary classification evaluation](#). *BMC Genomics*, 21(1):1–13.

- Yunfei Chu, Jin Xu, Qian Yang, Haojie Wei, Xipin Wei, Zhifang Guo, Yichong Leng, Yuanjun Lv, Jinzheng He, Junyang Lin, Chang Zhou, and Jingren Zhou. 2024. [Qwen2-audio technical report](#). *Preprint*, arXiv:2407.10759.
- Moreno I. Coco and Frank Keller. 2015. [Integrating mechanisms of visual guidance in naturalistic language production](#). *Cognitive Processing*, 16(2):131–150.
- Tri Dao. 2024. [Flashattention-2: Faster attention with better parallelism and work partitioning](#). In *The Twelfth International Conference on Learning Representations*.
- Tom Decroos, Lotte Bransen, Jan Van Haaren, and Jesse Davis. 2019. [Actions speak louder than goals: Valuing player actions in soccer data](#). In *Proceedings of the 25th ACM SIGKDD International Conference on Knowledge Discovery & Data Mining*, pages 1851–1861. ACM.
- Adrien Deliege, Anthony Cioppa, Silvio Giancola, Meisam J. Seikavandi, Jacob V. Dueholm, Kamal Nasrollahi, Bernard Ghanem, Thomas B. Moeslund, and Marc Van Droogenbroeck. 2021. Soccernet-v2: A dataset and benchmarks for holistic understanding of broadcast soccer videos. In *Proceedings of the IEEE/CVF Conference on Computer Vision and Pattern Recognition (CVPR) Workshops*, pages 4508–4519.
- Artur Díaz-Juan, Coloma Ballester, and Gloria Haro. 2025. [Soccerhigh: A benchmark dataset for automatic soccer video summarization](#). In *Proceedings of the 8th International ACM Workshop on Multimedia Content Analysis in Sports, MMSports '25*, page 121–130, New York, NY, USA. Association for Computing Machinery.
- Aaron Grattafiori, Abhimanyu Dubey, Abhinav Jauhri, Abhinav Pandey, Abhishek Kadian, Ahmad Al-Dahle, Aiesha Letman, Akhil Mathur, Alan Schelten, Alex Vaughan, Amy Yang, Angela Fan, Anirudh Goyal, Anthony Hartshorn, Aobo Yang, Archi Mitra, Archie Sravankumar, Artem Korenev, Arthur Hinsvark, and 542 others. 2024. [The llama 3 herd of models](#). *Preprint*, arXiv:2407.21783.
- Zenzi M. Griffin and Kathryn Bock. 2000. [What the eyes say about speaking](#). *Psychological Science*, 11(4):274–279. PMID: 11273384.
- Tengda Han, Max Bain, Arsha Nagrani, Gül Varol, Weidi Xie, and Andrew Zisserman. 2023. Autoad: Movie description in context. In *Proceedings of the IEEE/CVF Conference on Computer Vision and Pattern Recognition (CVPR)*, pages 18930–18940.
- Zongbo Han, Changqing Zhang, Huazhu Fu, and Joey Tianyi Zhou. 2021. [Trusted multi-view classification](#). In *International Conference on Learning Representations*.
- Ting-Hao Kenneth Huang, Francis Ferraro, Nasrin Mostafazadeh, Ishan Misra, Aishwarya Agrawal, Jacob Devlin, Ross Girshick, Xiaodong He, Pushmeet Kohli, Dhruv Batra, C. Lawrence Zitnick, Devi Parikh, Lucy Vanderwende, Michel Galley, and Margaret Mitchell. 2016. [Visual storytelling](#). In *Proceedings of the 2016 Conference of the North American Chapter of the Association for Computational Linguistics: Human Language Technologies*, pages 1233–1239, San Diego, California. Association for Computational Linguistics.
- Zahidul Islam, Sujoy Paul, and Mrigank Rochan. 2025. Unsupervised video highlight detection by learning from audio and visual recurrence. In *Proceedings of the Winter Conference on Applications of Computer Vision (WACV)*, pages 8691–8700.
- Amita Kamath, Jack Hessel, and Kai-Wei Chang. 2023. [What’s “up” with vision-language models? investigating their struggle with spatial reasoning](#). In *Proceedings of the 2023 Conference on Empirical Methods in Natural Language Processing*, pages 9161–9175, Singapore. Association for Computational Linguistics.
- Robert E. Kass and Adrian E. Raftery. 1995. [Bayes factors](#). *Journal of the American Statistical Association*, 90(430):773–795.
- Ilker Kesen, Andrea Pedrotti, Mustafa Dogan, Michele Cafagna, Emre Can Acikgoz, Letitia Parcalabescu, Iacer Calixto, Anette Frank, Albert Gatt, Aykut Erdem, and Erkut Erdem. 2024. [ViLMA: A zero-shot benchmark for linguistic and temporal grounding in video-language models](#). In *The Twelfth International Conference on Learning Representations*.
- Paul Pu Liang, Yun Cheng, Xiang Fan, Chun Kai Ling, Suzanne Nie, Richard J. Chen, Zihao Deng, Nicholas Allen, Randy Auerbach, Faisal Mahmood, Ruslan Salakhutdinov, and Louis-Philippe Morency. 2023. [Quantifying & modeling multimodal interactions: An information decomposition framework](#). In *Thirty-seventh Conference on Neural Information Processing Systems*.
- Alexander H. Liu, Andy Ehrenberg, Andy Lo, Clément Denoix, Corentin Barreau, Guillaume Lample, Jean-Malo Delignon, Khyathi Raghavi Chandu, Patrick von Platen, Pavankumar Reddy Muddireddy, Sanchit Gandhi, Soham Ghosh, Srikanth Mishra, Thomas Foubert, Abhinav Rastogi, Adam Yang, Albert Q. Jiang, Alexandre Sablayrolles, Amélie Héliou, and 87 others. 2025. [Voxtral](#). *Preprint*, arXiv:2507.13264.
- Ze Liu, Yutong Lin, Yue Cao, Han Hu, Yixuan Wei, Zheng Zhang, Stephen Lin, and Baining Guo. 2021. Swin transformer: Hierarchical vision transformer using shifted windows. In *Proceedings of the IEEE/CVF International Conference on Computer Vision (ICCV)*, pages 10012–10022.
- Jiasen Lu, Christopher Clark, Sangho Lee, Zichen Zhang, Savya Khosla, Ryan Marten, Derek Hoiem,

- and Aniruddha Kembhavi. 2024. Unified-io 2: Scaling autoregressive multimodal models with vision language audio and action. In *Proceedings of the IEEE/CVF Conference on Computer Vision and Pattern Recognition (CVPR)*, pages 26439–26455.
- Tiang Luo, Ang Cao, Gunhee Lee, Justin Johnson, and Honglak Lee. 2025. [Probing visual language priors in VLMs](#). In *Forty-second International Conference on Machine Learning*.
- B.W. Matthews. 1975. [Comparison of the predicted and observed secondary structure of t4 phage lysozyme](#). *Biochimica et Biophysica Acta (BBA) - Protein Structure*, 405(2):442–451.
- Maxime Oquab, Timothée Darcet, Théo Moutakanni, Huy V. Vo, Marc Szafraniec, Vasil Khalidov, Pierre Fernandez, Daniel HAZIZA, Francisco Massa, Alaaeldin El-Nouby, Mido Assran, Nicolas Ballas, Wojciech Galuba, Russell Howes, Po-Yao Huang, Shang-Wen Li, Ishan Misra, Michael Rabbat, Vasu Sharma, and 7 others. 2024. [DINOv2: Learning robust visual features without supervision](#). *Transactions on Machine Learning Research*. Featured Certification.
- Kishore Papineni, Salim Roukos, Todd Ward, and Wei-Jing Zhu. 2002. [Bleu: a method for automatic evaluation of machine translation](#). In *Proceedings of the 40th Annual Meeting of the Association for Computational Linguistics*, pages 311–318, Philadelphia, Pennsylvania, USA. Association for Computational Linguistics.
- S Paraman and 1 others. 2023. Quality-aware multimodal fusion for robust representation learning. In *Advances in Neural Information Processing Systems (NeurIPS)*, volume 36.
- Qwen, :, An Yang, Baosong Yang, Beichen Zhang, Binyuan Hui, Bo Zheng, Bowen Yu, Chengyuan Li, Dayiheng Liu, Fei Huang, Haoran Wei, Huan Lin, Jian Yang, Jianhong Tu, Jianwei Zhang, Jianxin Yang, Jiaxi Yang, Jingren Zhou, and 25 others. 2025. [Qwen2.5 technical report](#). *Preprint*, arXiv:2412.15115.
- Alec Radford, Jong Wook Kim, Tao Xu, Greg Brockman, Christine Mcleavey, and Ilya Sutskever. 2023. [Robust speech recognition via large-scale weak supervision](#). In *Proceedings of the 40th International Conference on Machine Learning*, volume 202 of *Proceedings of Machine Learning Research*, pages 28492–28518. PMLR.
- Jiayuan Rao, Haoning Wu, Hao Jiang, Ya Zhang, Yanfeng Wang, and Weidi Xie. 2025. Towards universal soccer video understanding. In *Proceedings of the IEEE/CVF Conference on Computer Vision and Pattern Recognition (CVPR)*, pages 8384–8394.
- Jiayuan Rao, Haoning Wu, Chang Liu, Yanfeng Wang, and Weidi Xie. 2024. [MatchTime: Towards automatic soccer game commentary generation](#). In *Proceedings of the 2024 Conference on Empirical Methods in Natural Language Processing*, pages 1671–1685, Miami, Florida, USA. Association for Computational Linguistics.
- Mrigank Rochan, Mahesh Kumar Krishna Reddy, Linwei Ye, and Yang Wang. 2020. Adaptive video highlight detection by learning from user history. In *Computer Vision – ECCV 2020*, pages 261–278, Cham. Springer International Publishing.
- Francesco Della Santa and Morgana Lalli. 2025. [Automated detection of sport highlights from audio and video sources](#). *Preprint*, arXiv:2501.16100.
- Alessandro Suglia, José Lopes, Emanuele Bastianelli, Andrea Vanzo, Shubham Agarwal, Malvina Nikandrou, Lu Yu, Ioannis Konostas, and Verena Rieser. 2022. [Going for goal: A resource for grounded football commentaries](#). *Preprint*, arXiv:2211.04534.
- Min Sun, Ali Farhadi, and Steve Seitz. 2014. Ranking domain-specific highlights by analyzing edited videos. In *Computer Vision – ECCV 2014*, pages 787–802, Cham. Springer International Publishing.
- Aditya K Surikuchi, Raquel Fernández, and Sandro Pezzelle. 2024. [Not \(yet\) the whole story: Evaluating visual storytelling requires more than measuring coherence, grounding, and repetition](#). In *Findings of the Association for Computational Linguistics: EMNLP 2024*, pages 11597–11611, Miami, Florida, USA. Association for Computational Linguistics.
- Aditya K Surikuchi, Raquel Fernández, and Sandro Pezzelle. 2025. [Natural language generation from visual events: State-of-the-art and key open questions](#). *Preprint*, arXiv:2502.13034.
- Aditya K Surikuchi, Sandro Pezzelle, and Raquel Fernández. 2023. [GROOVIST: A metric for grounding objects in visual storytelling](#). In *Proceedings of the 2023 Conference on Empirical Methods in Natural Language Processing*, pages 3331–3339, Singapore. Association for Computational Linguistics.
- Zhijie Tan, Xu Chu, Weiping Li, and Tong Mo. 2024. [Order matters: Exploring order sensitivity in multimodal large language models](#). *Preprint*, arXiv:2410.16983.
- Hao Tang, Vivek Kwatra, Mehmet Emre Sargin, and Ullas Gargi. 2011. [Detecting highlights in sports videos: Cricket as a test case](#). In *2011 IEEE International Conference on Multimedia and Expo*, pages 1–6.
- Xinyu Tian, Shu Zou, Zhaoyuan Yang, and Jing Zhang. 2025. Identifying and mitigating position bias of multi-image vision-language models. In *Proceedings of the IEEE/CVF Conference on Computer Vision and Pattern Recognition (CVPR)*, pages 10599–10609.
- Eileen Wang, Caren Han, and Josiah Poon. 2022. [RoViST: Learning robust metrics for visual storytelling](#). In *Findings of the Association for Computational*

- Linguistics: NAACL 2022*, pages 2691–2702, Seattle, United States. Association for Computational Linguistics.
- Jinjun Wang, Changsheng Xu, Engsiong Chng, and Qi Tian. 2004a. [Sports highlight detection from keyword sequences using hmm](#). In *2004 IEEE International Conference on Multimedia and Expo (ICME) (IEEE Cat. No.04TH8763)*, volume 1, pages 599–602 Vol.1.
- Zhou Wang, A.C. Bovik, H.R. Sheikh, and E.P. Simoncelli. 2004b. [Image quality assessment: from error visibility to structural similarity](#). *IEEE Transactions on Image Processing*, 13(4):600–612.
- Grant Wardle and Teo Sušnjak. 2025. [Image first or text first? optimising the sequencing of modalities in large language model prompting and reasoning tasks](#). *Big Data and Cognitive Computing*, 9(6).
- Garry Whannel. 2005. *Fields in vision: Television sport and cultural transformation*. Routledge.
- Jin Xu, Zhifang Guo, Jinzheng He, Hangrui Hu, Ting He, Shuai Bai, Keqin Chen, Jialin Wang, Yang Fan, Kai Dang, Bin Zhang, Xiong Wang, Yunfei Chu, and Junyang Lin. 2025a. [Qwen2.5-omni technical report](#). Preprint, arXiv:2503.20215.
- Jin Xu, Zhifang Guo, Hangrui Hu, Yunfei Chu, Xiong Wang, Jinzheng He, Yuxuan Wang, Xian Shi, Ting He, Xinfa Zhu, Yuanjun Lv, Yongqi Wang, Dake Guo, He Wang, Linhan Ma, Pei Zhang, Xinyu Zhang, Hongkun Hao, Zishan Guo, and 19 others. 2025b. [Qwen3-omni technical report](#). Preprint, arXiv:2509.17765.
- Zhenran Xu, Senbao Shi, Baotian Hu, Longyue Wang, and Min Zhang. 2024. [MultiSkill: Evaluating large multimodal models for fine-grained alignment skills](#). In *Findings of the Association for Computational Linguistics: EMNLP 2024*, pages 1506–1523, Miami, Florida, USA. Association for Computational Linguistics.
- An Yang, Anfeng Li, Baosong Yang, Beichen Zhang, Binyuan Hui, Bo Zheng, Bowen Yu, Chang Gao, Chengen Huang, Chenxu Lv, Chujie Zheng, Dayiheng Liu, Fan Zhou, Fei Huang, Feng Hu, Hao Ge, Haoran Wei, Huan Lin, Jialong Tang, and 41 others. 2025. [Qwen3 technical report](#). Preprint, arXiv:2505.09388.
- Li Yao, Atousa Torabi, Kyunghyun Cho, Nicolas Balas, Christopher Pal, Hugo Larochelle, and Aaron Courville. 2015. [Describing videos by exploiting temporal structure](#). In *Proceedings of the 2015 IEEE International Conference on Computer Vision (ICCV)*, ICCV ’15, page 4507–4515, USA. IEEE Computer Society.
- Ting Yao, Tao Mei, and Yong Rui. 2016. Highlight detection with pairwise deep ranking for first-person video summarization. In *Proceedings of the IEEE Conference on Computer Vision and Pattern Recognition (CVPR)*.
- Ling You, Wenxuan Huang, Xinni Xie, Xiangyi Wei, Bangyan Li, Shaohui Lin, Yang Li, and Changbo Wang. 2025. [Timesoccer: An end-to-end multimodal large language model for soccer commentary generation](#). In *Proceedings of the 33rd ACM International Conference on Multimedia*, MM ’25, page 3418–3427, New York, NY, USA. Association for Computing Machinery.
- Yichi Zhang, Zhuo Chen, Lingbing Guo, yajing Xu, Binbin Hu, Ziqi Liu, Wen Zhang, and Huajun Chen. 2025. [Multiple heads are better than one: Mixture of modality knowledge experts for entity representation learning](#). In *The Thirteenth International Conference on Learning Representations*.

## A Constructing the MOMENTS Dataset




Figure 7: On the top, we compare frames from an example  $\langle H, G \rangle$  pair both pertaining to the exact same instance of the game (accounting for frame rates). Differences in terms of scorecards and advertisement overlays are penalized appropriately by the SSIM metric (0.86); On the bottom, the frame from  $G$  pertains to an instance in the same game that is half a second apart from the instance depicted by the  $H$  frame. In this case, SSIM (0.44) accurately reflects all valid visual differences in terms of player formations and ball position.

## B Experiments

We use the HuggingFace transformers library to access pre-trained model weights and utilize Flash Attention (Dao, 2024) for optimizing memory and inference compute times. Prompts used for obtaining responses from models are provided below:

**System Prompt:** You are an expert of soccer games, who is well versed with the knowledge of the sport, and capable of recognizing game highlights.

**Generation Prompt 1:** Classify whether this is an important moment of the game that should be included in the highlights. Here is the commentary associated with this moment: “{<COMMENTARY>}”. Respond only with a “YES” or a “NO”.

**Generation Prompt 2:** Is this an important moment of the game that is worthy of inclusion in the highlights reel? This is the transcription of the commentary: “{<COMMENTARY>}”. Respond only with a “YES” or a “NO”.

We evaluate model responses using four standard metrics used for classification tasks—MCC, accuracy, ROC AUC, and F1 score. Figure 8 visualizes the scores from these metrics for all the models prompted under different modality settings. Consistent with our observations in terms of MCC and

accuracy (see Section 4), scores obtained using the ROC AUC and F1 metrics reflects that performance across models is largely comparable.

## C Analyses

### C.1 Influence of Modalities

Figure 9 shows modality-level contribution scores, computed using Equation (2), for all the models we considered in this study. For multimodal models capable of processing videos, we largely notice that the visual modality contributes the most to models’ confidence for correctly identifying important moments, whereas the associated commentaries are crucial in determining the confidence of models for correctly classifying non-important moments. For audio-language and unimodal models, we do not observe any modality contribution patterns that consistently correlate with importance of moments.

### C.2 Role of Multimodality

To obtain a set of prototypical (goal) and contextual (shot-on-target, corner kick/throw-in) moments for our analyses, we followed a two-stage annotation process. First, for each type (e.g., goal), we prompt a foundation model to automatically identify moments in our dataset that encapsulate the action. Specifically, for each moment, we obtain confidence of model ( $\Delta Z$ ) under the three modalities in scope, separately. Prompts used are provided below, and we obtain the “{<DEFINITION>}” for each moment type—goals, corner kicks, shot-on-target, throw-in—from Deliege et al. (2021).

**System Prompt:** You are an expert of soccer games, who is well versed with the knowledge of the sport, and capable of identifying “{<TYPE>}” moments.

**Generation Prompt:**

(with text) Is this commentary: “{<COMMENTARY>}”;  
(with video) Is this video clip; (with audio) Is this audio commentary about a “{<TYPE>}” moment? A “{<TYPE>}” is ... “{<DEFINITION>}”. Respond only with a “YES” or a “NO”.

Then, for each type, we select moments that are categorized reliably— $\Delta Z > 3.0$  (Kass and Raftery, 1995)—as “YES” under all the three modalities. Finally, we verify the selected moments manually to ensure correctness of type and completeness of the action. Examples of selected moments are provided in Figure 10.

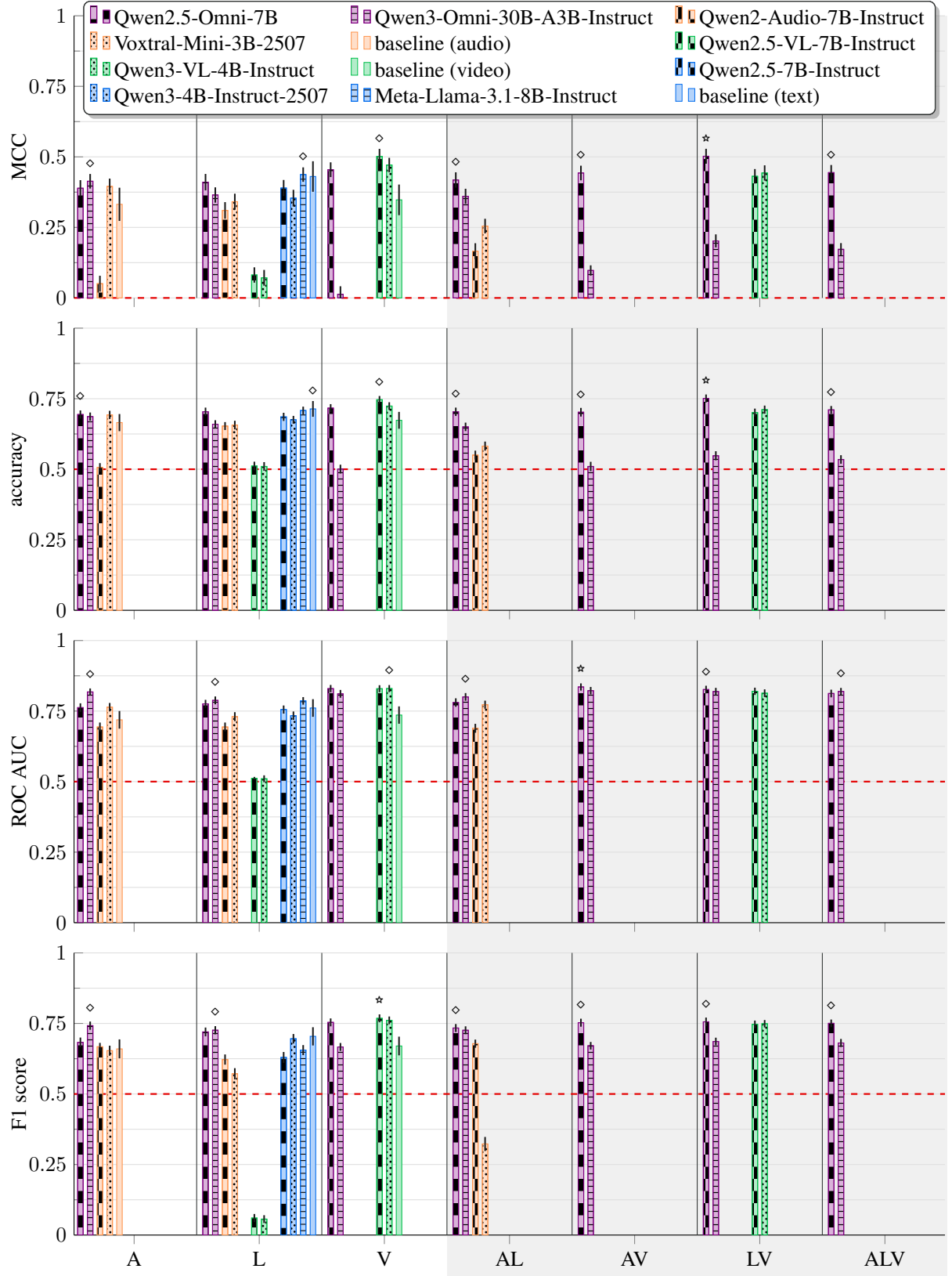
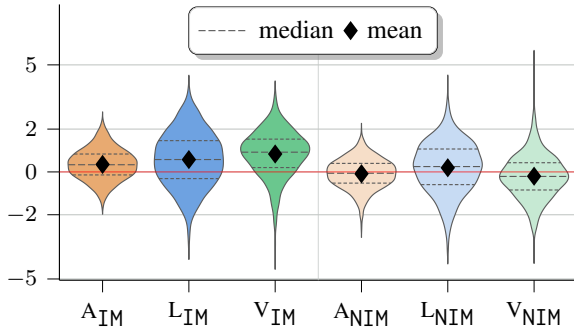
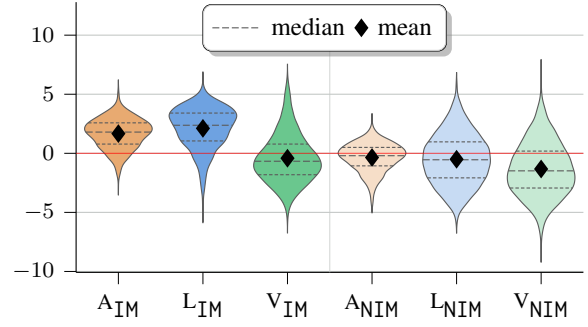


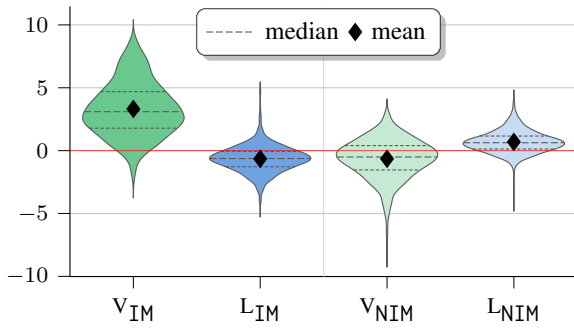
Figure 8: MCC, accuracy, ROC AUC, and F1 scores for all models under various combinations of modalities. We also compute uncertainties (line indicators on top of each bar) representing the 95% confidence interval, estimated via bootstrap resampling.  $\diamond$  denotes the highest scoring model under each modality combination and  $\star$  denotes the model with highest overall score.



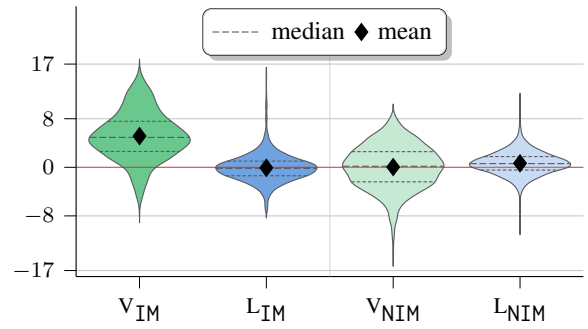
(a) Qwen2.5-Omni-7B



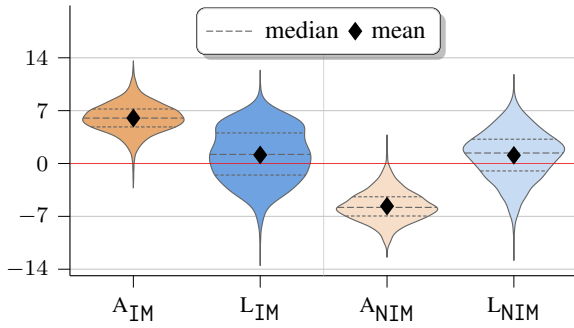
(b) Qwen3-Omni-30B-A3B-Instruct



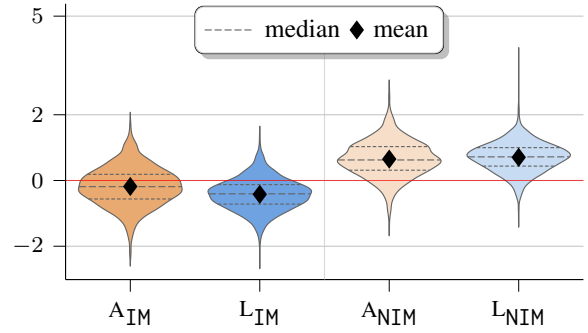
(c) Qwen2.5-VL-7B-Instruct



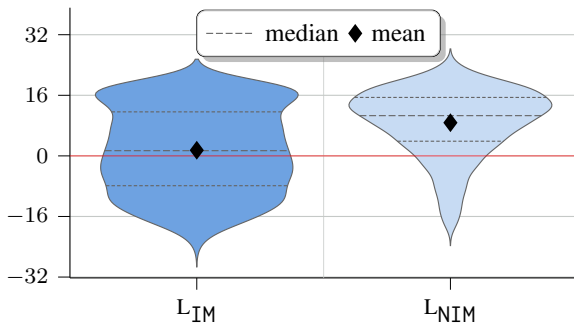
(d) Qwen3-VL-4B-Instruct



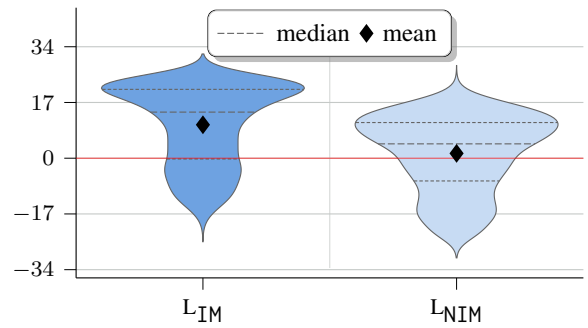
(e) Qwen2-Audio-7B-Instruct



(f) Voxtral-Mini-3B-2507



(g) Qwen2.5-7B-Instruct



(h) Qwen3-4B-Instruct

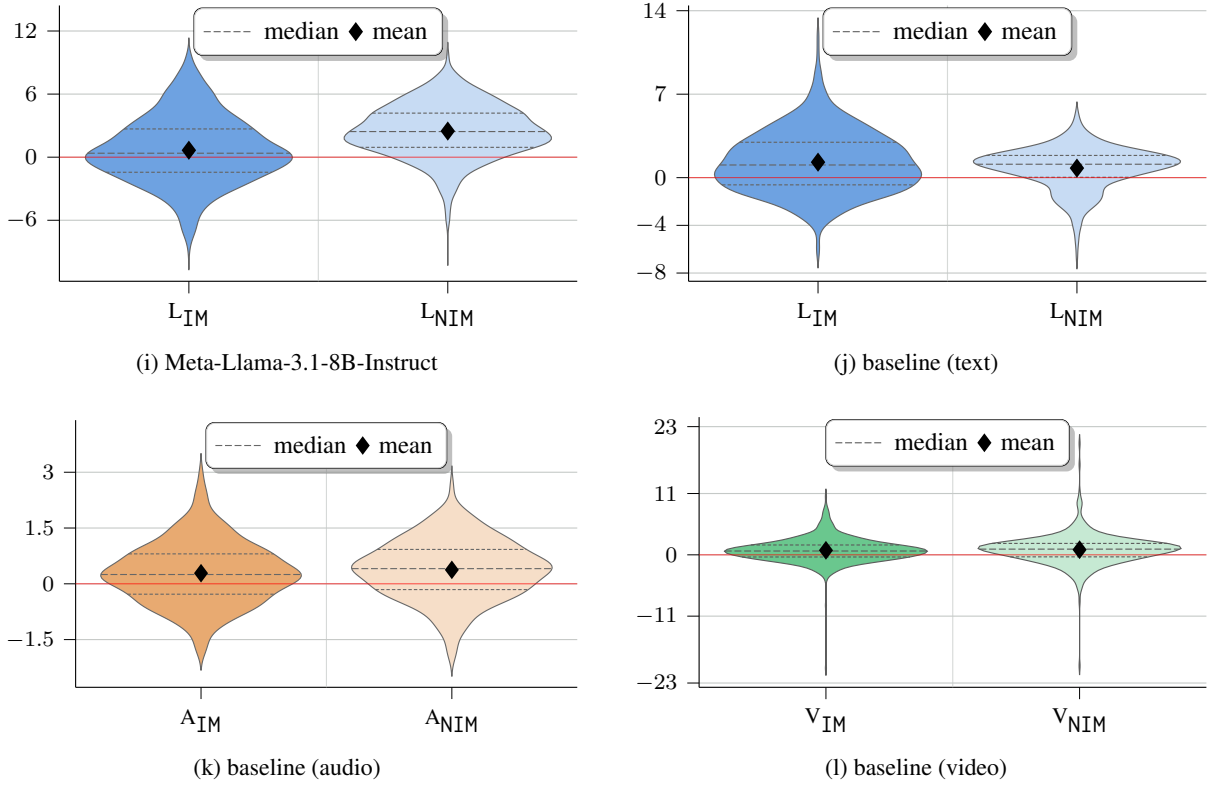


Figure 9: Modality-level contribution scores for all the models we considered in this study, separated for important (IM) and non-important (NIM) moments.



Figure 10: Examples from our MOMENTS dataset: (a) shows a ‘goal’ scoring moment, (b) shows a ‘shot-on-target’ saved by a goalkeeper from the opposing team, (c) shows a non-important ‘corner kick’ that did not result in a goal, and (d) shows another non-important moment in which players are passing the ball in the midfield.