

**EVOLUTIONS OF MEAN DISTANCE RATIOS  
IN THE PLANETARY AND SATELLITE SYSTEMS  
UNDER PRIMARY TIDES AND NEBULAR DRAG EFFECTS**

Vladimir Pletser

Astronomy and Geophysics Institute G. Lemaître, Catholic University of Louvain (ret.)

Louvain-la-Neuve, Belgium.

Email : [Pletservladimir@gmail.com](mailto:Pletservladimir@gmail.com)

ORCID : 0000-0003-4884-3827

**Abstract**

The near geometrical progressions of distances of main regular secondaries in the planetary system and in the satellite systems of Jupiter, Saturn and Uranus are often disregarded, contrary to other regular orbital features. Among dynamical effects other than direct gravitational interactions, primary tides and gas drag cause the secondary's semi-major axis to evolve secularly. The consequences of these two effects on the mean ratios of secondary orbital distances are assessed for the four systems. A general relation is first derived to estimate a past initial mean distance ratio and is characterised for primary tides and for the drag caused by primordial nebulae. Results show first that the mean distance ratios of the four systems did not evolve sensibly under primary tidal action for periods corresponding to the age of the Solar System, and that the mean distance ratios are approximately conserved after the dissipation of initial nebulae. Secondly, the mean distance ratios may not have changed much due to gas drag caused by primeval nebulae after formation of initial proto-secondaries and for periods corresponding to assumed lifetimes of nebulae, depending on initial nebulae models and on periods of effective drag. These results involve only the systems' mean distance ratios and do not imply that neither the secondary distances nor the individual distance ratios are conserved. Resonances among secondaries mean motions would reinforce the approximate conservation of mean distance ratios.

**Keywords**

Planet formation, Protoplanetary disks, Solar system formation, Planetary-disk interactions

## 1. Introduction

The present semi-major axes of the planets are generally recognised not to have been drastically altered from the past, as the first secular term in the general perturbation theory is of the third order (see e.g., Hagihara, 1957). The systems of the main regular satellites of Jupiter, Saturn and Uranus are similarly thought to be stable, albeit no rigorous proof exists. Such stability in regular satellite systems is reinforced by the numerous resonances and quasi-commensurabilities existing between satellites' mean motions (Roy, 1988). However, semi-major axes of planets and satellites may evolve due to dynamical effects other than direct gravitational interactions. Burns (1977) listed these dynamical effects for different physical processes acting on a secondary, depending on its size (large body or particle), evolution stage, environment and epoch. Among the effects acting on large bodies, the drag and the primary tides affect a secondary's semi-major axis secularly. The drag usually causes the orbit to decay, while primary tides cause the orbit to expand or decay if the secondary revolves respectively outside or inside the primary-synchronous orbit.

On the other hand, the systems of planets and regular satellites of giant planets are usually thought to originate from primeval nebulae surrounding the primaries, as suggested by several similar regular features: prograde motions, low inclinations ( $i < 7^\circ$ ) and eccentricities ( $e \leq 0.2$ ). Conversely, the outer irregular secondaries are on highly inclined or eccentric retrograde orbits and are often believed to be non-cogenetic of the rest of the system they presently belong to, being probably captured at some stage.

An additional regular feature, often disregarded, is the approximate geometrical progressions observed among the distances of regular secondaries. This is expressed in exponential distance relations of the form

$$a_k = \alpha \beta^k \tag{1}$$

that are obeyed, with more or less accuracy, by all the planets and all the inner regular satellites of Jupiter, Saturn and Uranus for successive integers  $n$  and where  $a_k$  is the semi-major axis of the  $k$ -th secondary,  $\alpha$  and  $\beta$  being different for each system, with  $1 < \beta < 2$ . These relations, which generalize the Titius-Bode's planetary distance relation, fit well all the inner satellites distances, without discontinuity when one considers planetary rings and groups of small satellites (Pletser, 1986, 1988a). Alternatively, the coefficients  $\beta$  can be found approximately by geometrical means of the distance ratios of successive secondaries.

Such geometrical progressions have been debated since long time. It was argued (Lecar, 1973) that a similar relation for the planetary system can be obtained from distributions of random numbers and that planetary distances could be distributed at random under the constraint of a "not too close vicinity" of forming bodies. This was shown (Pletser, 1987, 1988b, 2017a, b) to be a wrong conclusion, as the distribution of distances in the present planetary and satellite systems has more features than what could be accounted for by random distributions only. Alternatively, it can be argued that the observed near geometrical progressions between semi-major axes may result from cascading resonances or near-commensurabilities between secondaries' mean motions.

Whatever the origin of these observed near geometrical progressions or whatever the formation process that generated them, we show in this paper that the mean distance ratios among the regular secondaries of the four systems did not evolve sensibly under their primaries tidal action for periods as long as the age of the Solar System and secondly, that the mean distance ratios may not have changed very much due to the gas drag caused by initial nebulae, after the proto-secondaries formations and for periods corresponding to assumed lifetimes of nebulae, depending on initial nebulae models and on periods of elective drag. We emphasise that only the systems' mean distance ratios are involved here and that neither the secondary distances, nor individual distance ratios between successive secondaries are assumed or shown to be conserved.

We recall first the values of individual distance ratios and of their means previously given (Pletser, 1986, 1988a), updated after the giant planets' fly-bys by Voyager 2. Considering next the evolution of secondaries semi-major axis due to a dynamical effect over a certain period, we derive a general relation allowing us to estimate a past mean distance ratio, as a function of present characteristics of the system. Current nebulae models are briefly recalled, and hypotheses for the estimation of the tidal and drag effects are given. The general relation is modified to account only for the effect of the primary tidal action. Changes in the mean distance ratios are then estimated for the four systems. Influence of resonances on the mean distance ratios is briefly outlined. The general relation is expressed for the drag effect and is applied to the nebular stage of the four systems, and changes are estimated for different nebula models. Finally, the possible origin of the near geometrical progressions of distances is briefly discussed in the conclusion.

## 2. Actual distance ratios

Table I shows the presently observed ratios  $\beta_k$  of successive secondary semi-major axes  $a_k$

$$\beta_k = \frac{a_k}{a_{k-1}} \quad (2)$$

for the planetary and satellite systems. Groups of small bodies with values of semi-major axis close to each other are represented by the largest body in the group: Ceres, Himalia, Pasiphae and Portia (ex-1986U1) (Stone and Miner, 1986). Mean distances are considered for the rings (Pletser, 1986, 1988a); however, distances for Jupiter's rings depend on ring models (Burns et al., 1984; Showalter et al., 1985) and their distance ratios in Table I are only indicative. Shepherd satellites and satellites associated with a ring are grouped with the ring.

The theoretical geometrical mean  $\bar{\beta}$  of  $n$  distance ratios  $\beta_k$  of  $(n + 1)$  secondaries reads

$$\bar{\beta} = \sqrt[n]{\prod_{k=1}^n \beta_k} = \sqrt[n]{\frac{a_n}{a_0}} \quad (3)$$

Table 1 indicates the observed geometrical means  $\langle \beta \rangle$  and associated standard errors of the distance ratios of the main regular secondaries, calculated without the outer irregular secondaries and without the inner rings and small satellites. These means are close to the ratios observed between rings and inner small satellites. For the Jovian system, the mean (1.596) is calculated over the set Amalthea to Callisto, counting a body between Amalthea and Io, as  $a_{Io}/a_{Amalthea} = 2.325 = 1.525^2$ . However, one should not be misled by the position of the small satellite Thebe ( $\approx 40^3 \text{ km}^3$ ) compared to the larger Amalthea ( $\approx 135 \times 85 \times 75 \text{ km}^3$ ) and to the Galilean satellites. For Saturn's system, the mean ratios 1.458 (Mimas to Titan) and 1.525 (Mimas to Iapetus) include one and two large gaps (Rhea/Titan and Hyperion/Iapetus), as attested by the larger standard errors, and do not represent most of the distance ratios of the rest of the inner system. A mean ratio 1.298 (Mimas to Rhea) better represents these distance ratios and is also closer to the ratios observed among the satellites and rings inside Mimas' orbit. Gaps in the Saturn satellites sequence were already discussed (Pletser, 1986). Note that, while the two interlocked pairs Mimas/Tethys and Enceladus/Dione are in resonances 4/2 and 2/1 (see e.g., Greenberg, 1984), there are no known independent resonances for the pairs Mimas/Enceladus, Enceladus/Tethys or Tethys/Dione. But one notices the remarkable closeness of the ratios of successive distances between the four satellites.

Table 1: Distance ratios in actual planetary and satellite systems

Planetary	$\beta_k$	Jupiter	$\beta_k$	Saturn	$\beta_k$	Uranus	$\beta_k$
Mercury		(Halo ring)		(Ring D)		(Rings)	
Venus	1.868	(Main ring)	1.167	(Ring C)	1.196	(Portia)	1.560
Earth	1.383	Amalthea	1.438	(Ring B)	1.261	Puck	1.378
Mars	1.524	(Thebe)	1.224	(Ring A)	1.254	Miranda	1.511
Ceres	1.816	Io	1.900	(Janus)	1.146	Ariel	1.470
Jupiter	1.880	Europe	1.591	Mimas	1.225	Umbriel	1.393
Saturn	1.837	Ganymede	1.595	Enceladus	1.283	Titania	1.640
Uranus	2.011	Callisto	1.757	Tethys	1.238	Oberon	1.337
Neptune	1.567	[Himalia]	6.101	Dione	1.281		
[Pluto]	1.310	[Pasiphae]	2.031	Rhea	1.397		
				Titan	2.318		
				Hyperion	1.212		
				Iapetus	2.404		
				[Phoebe]	3.638		
$\langle \beta \rangle_{Me/Ne} =$		$\langle \beta \rangle_{Am/Ca} =$		$\langle \beta \rangle_{Mi/Ti} =$		$\langle \beta \rangle_{Mi/Ob} =$	
$1.723 \pm 0.072$		$1.596 \pm 0.055$		$1.458 \pm 0.185$		$1.456 \pm 0.057$	
				$\langle \beta \rangle_{Mi/Ia} =$			
				$1.525 \pm 0.187$			
				$\langle \beta \rangle_{Mi/Rh} =$			
				$1.298 \pm 0.029$			

$\beta_k = \frac{a_k}{a_{k-1}}$  : ratio of semi-major axes of successive secondaries

$\langle \beta \rangle \pm \frac{s}{\sqrt{n}}$  : geometrical mean and associated standard error, for n ratios of main regular secondaries.

Parentheses indicate small inner secondaries and rings; brackets indicate outer irregular secondaries.

### 3. Evolution of a mean distance ratio

Considering the theoretical mean distance ratio (3) as a characteristic parameter of the system, its time derivative (denoted by an upper dot) reads

$$\dot{\bar{\beta}} = \frac{1}{n} \sqrt[n]{\prod_{k=1}^n \beta_k} \sum_{k=1}^n \frac{\dot{\beta}_k}{\beta_k} = \frac{\bar{\beta}}{n} \sum_{k=1}^n \left( \frac{\dot{a}_k}{a_k} - \frac{\dot{a}_{k-1}}{a_{k-1}} \right) = \frac{\bar{\beta}}{n} \left( \frac{\dot{a}_n}{a_n} - \frac{\dot{a}_0}{a_0} \right) \quad (4)$$

showing that it depends on the mean distance ratio itself, on the number of ratios in the mean and on the relative changes in the semi-major axis of only the first and the last secondaries considered in the mean.

The relative change in a secondary  $k$  semi-major axis due to a dynamical effect can be written generally

$$\frac{\dot{a}_k}{a_k} = C^* C_k a_k^q \quad (5)$$

where  $C^*$ ,  $C_k$  and  $q$  are parameters depending on the kind of dynamical effect,  $C^*$  and  $C_k$  being functions of characteristics of respectively the whole system, including the central primary, and of the  $k$ -th secondary. Replacing in (4) yields successively

$$\dot{\bar{\beta}} = \frac{\bar{\beta}}{n} \frac{\dot{a}_0}{a_0} \left( \frac{\dot{a}_n}{a_n} \frac{a_0}{\dot{a}_0} - 1 \right) = \frac{\bar{\beta}}{n} \frac{\dot{a}_0}{a_0} \left( \frac{C_n}{C_0} \left( \frac{a_n}{a_0} \right)^q - 1 \right) \quad (6)$$

$$\frac{\dot{\bar{\beta}}}{\bar{\beta}} \frac{1}{\frac{C_n}{C_0} \bar{\beta}^{nq} - 1} = \frac{1}{n} \frac{\dot{a}_0}{a_0} \quad (7)$$

Assuming that  $C_n$  and  $C_0$  are independent of time  $t$ , the integration of (7) with respect to time between initial and final epochs  $t_i$  and  $t_f$  gives

$$\left( \frac{C_n}{C_0} - \frac{1}{\bar{\beta}_i^{nq}} \right) \frac{1}{a_{0,i}^q} = \left( \frac{C_n}{C_0} - \frac{1}{\bar{\beta}_f^{nq}} \right) \frac{1}{a_{0,f}^q} \quad (8)$$

where  $\bar{\beta}_i = \bar{\beta}(t_i)$  and  $a_{0,i} = a_0(t_i)$  are the mean distance ratio and the first secondary semi-major axis at the initial epoch, and similarly for the final epoch. Assuming that  $C^*$  is also independent of time, the integration of (5) between  $t_i$  and  $t_f$  gives

$$\left(\frac{a_{0,i}}{a_{0,f}}\right)^q = \frac{1}{1 + qC^*C_0a_{0,f}^q(t_f - t_i)} = \frac{1}{1 + K} \quad (9)$$

Replacing in (8) yields an estimation of the mean distance ratio at the initial epoch as a function of the mean distance ratio and of characteristics of the primary and the first secondary at the final epoch, or

$$\frac{\bar{\beta}_i}{\bar{\beta}_f} = \sqrt[nq]{\frac{1 + K}{1 + K \frac{C_n}{C_0} \bar{\beta}_f^{nq}}} = 1 + \Delta \quad (10)$$

where  $\Delta$  is the deviation of the ratio  $\frac{\bar{\beta}_i}{\bar{\beta}_f}$  from unity. If  $K$  is negative (e.g., the exponent  $q$  or terms in  $C^*$  or  $C_0$  could be negative), then obviously the term under the  $nq$ -root in (10) has to be positive for this method to be valid, restricting the choice of the first or last secondaries over which the mean is calculated. For large systems, i.e. large  $n$ , the  $nq$ -root smoothes out any change out of proportion with the mean, in individual distance ratios of successive secondaries evolving differently from other secondaries.

#### 4. Models and hypotheses

The effects of primary tides and nebular drag on the secondaries' mean distance ratios are estimated using the above method, where calculations are conducted on orders of magnitude. Two stages are considered: the initial nebular stage, where proto-secondaries formed and evolved in a gaseous environment, and a second stage, starting after the dissipation of the initial nebulae and lasting till nowadays.

At the quasistatic transition, when the proto-primaries passed from a rapid hydrodynamic collapse phase to a quasi-hydrostatic contraction phase, the proto-Sun and the giant proto-planets are assumed to have reached approximately their present masses, while their radii were larger than presently, about 50 to 60, 1.3 and 3.4 times the present values of respectively the Sun (see e.g., Cox and Giuli, 1968), Jupiter and Saturn (Bodenheimer et al., 1980). Initial decrease of the radii to approximately their present values took place within roughly the first few  $10^7$  yrs for the proto-Sun (Iben, 1965) and for proto-Jupiter (Bodenheimer et al., 1980; Grasboke et al., 1975) and within the first few  $10^5$  to  $10^6$  yrs for proto-Saturn (Pollack et al., 1977), and most probably during the nebular stage. As no evolution model for proto-Uranus

exists, an initial radius of  $2 R_U$  is assumed, and its initial decrease is assumed short as for Jupiter and Saturn.

Two nebula models are usually considered: the low and high mass models, with a nebula mass respectively small in front of the central primary mass (typically about a few percent) or of the order of the central mass. However, in the planetary high mass model (Cameron and Pine, 1973), about 10% of the mass is in the part of the disc within the present distance of Neptune (Stevenson et al., 1986), so in that respect this model is only a few times more massive than the low mass model.

The planetary nebula lifetime in the low mass case is generally assumed to be in the order of  $10^6$  (Weidenschilling, 1977a) to  $10^7$  yrs (Lin, 1981; Hayashi et al., 1985), similar to the T Tauri stage of stellar evolution (Ezer and Cameron, 1965), while for the high mass model, the lifetime is in the order of  $10^4$  yrs. Lifetimes of satellites nebulae depend mostly on hypotheses on supply of heliocentric nebular material (gas and solid particles or planetesimals) to the circumplanetary nebulae: either the supply is continuous by infalling of heliocentric material onto the circumplanetary nebulae, yielding continuous accretion of planetocentric nebular material onto the giant proto-planets by inward spiralling (Harris, 1978, 1984), in which case the nebulae lifetimes are in the order of about  $10^6$  yrs or less (Pollack, 1985); or this supply is not possible because the giant proto-planets tidally truncated the Solar nebula in their vicinity (Lin and Papaloizou, 1980), in which case the lifetimes are much shorter.

Drag on secondaries is caused mainly by the nebular gas but also by impacting solid particles and planetesimals, the former being active only during the nebular stage, while the latter may also exist after the nebulae dissipations (negligible drag is presently due to meteoritic bombardment). Additionally, forming primaries accrete nebular material by inward spiralling, causing secondaries' orbits to decay and secondly, forming secondaries may also accrete gas and impacting solid particles, this "accretion drag" causing also orbits to decay (Harris, 1978; Burns, 1977). However, the effect of accreting primaries may be less important toward the end of the nebular stage and gas accretion by secondaries requires adequate mass and temperature conditions, while impacting planetesimals may also cause loss of secondaries' material, depending on the impactors' velocity and mass. On the other hand, the nebular gas specific mass may be locally decreased at distances of forming secondaries as gas may be accreted by secondaries or because of the tidal tunnelling effect caused by the secondaries in the nebula: the gas is tidally "pushed away" on either side of the secondary orbit (similarly to shepherd satellites' effect on planetary rings) when the secondary reaches a certain critical mass (Lin and Papaloizou, 1979; Lynden-Bell and Pringle, 1974; Coradini et al., 1981). This tidal effect clears



a "tunnel" of low gaseous specific mass in the nebula, reducing the accretion and diminishing the drag (Weidenschilling, 1982). It reduces the period during which the nebular drag is effective to the period of growth of the proto-secondaries, up to reaching the minimum mass to trigger the tunnelling effect. These minimum masses in the Jovian and Saturnian nebulae are in the order of  $10^{21}$  and  $10^{18}$  kg (Weidenschilling, 1982), which are respectively about 50 to 150 times less than the present masses of the Galilean satellites and about 40,  $2.4 \times 10^3$  and  $1.3 \times 10^5$  times less than the present masses of respectively Mimas, Rhea and Titan. For comparison, the timescales of accretion of solid cores of the Galilean satellites range between several  $10^2$  to several  $10^4$  yrs (Weidenschilling, 1982). Therefore, the tidal tunnelling effect may have been triggered quite early in the nebular stage. However, conversely, this tidal tunnelling effect could not have been stable for long, as turbulence and initial crossing orbits may destroy or smooth out gas cleared tunnels (Safronov et al., 1986).

In light of these considerations, we make the following hypotheses and assumptions, such as to give upper limits of the tidal and drag effects on the evolution of the secondaries' mean distance ratios, although some crude assumptions are made for the gas drag effect to grossly balance the conflicting uncertainties on nebular gas specific mass, body sizes and duration of effective drag.

- 1) The position orders of the present main regular planets and satellites are assumed primordial; no past drastic exchanges of orbits of regular planets and satellites are envisaged.
- 2) Although drag and tidal effects have been acting simultaneously since the formation of the systems, it is considered that the drag was predominant over the primary tidal effect during the nebular stage (Harris, 1978), while after the dissipation of the nebulae, only the tidal effect prevails (Burns, 1977).
- 3) For the primary tidal effect, present values are considered for the primary radii and for the masses of primaries and secondaries, as it is assumed that the decrease of proto-primaries radii takes place mostly during the nebular stage and that variations in main secondaries' masses are small after the nebulae dissipations.
- 4) The period  $(t_f - t_i)$  for secondaries' tidal evolution is taken to be  $4.5 \times 10^9$  yrs, as the nebular stages are short on astronomical scales and most probably less than 1% of the Solar system age.
- 5) Drag is considered to be caused by the gas circular velocity only; drag caused by the radial and vertical components of the gas velocity and drag due to impacting particles or planetesimals are neglected.

- 6) Initial radial distributions of gas specific mass, temperature and sound speed in the nebulae are supposed to be continuous and decreasing outwardly from central regions. Nebulae are considered to retain their initial distributions of temperature and sound speed, although initial values were probably larger than later values, decreasing with time during the nebular stage.
- 7) Primaries during the nebular stage are considered with their present masses but with their larger initial radii at the beginning of the quasi-hydrostatic contraction.
- 8) Non-accreting secondaries are considered with their present masses and dimensions, revolving on coplanar circular orbits, as gas drag tends to circularise orbits (Burns, 1976).
- 9) Due to the tidal tunnelling effect, the duration of effective drag may be less than the nebulae's lifetimes, and the specific mass of the gas effectively encountered by the secondaries may be less than what would be inferred from a continuous distribution.

## 5. Expression of $\frac{\bar{\beta}_i}{\bar{\beta}_f}$ for the primary tidal effect

The tides caused by secondaries on their primary cause the secondaries' semi-major axis to decrease or increase, depending on whether the secondary revolves inside or outside the primary synchronous orbit.

The relative rate of change of a secondary  $k$  semi-major axis  $a_k$  due to primary tides reads (Burns, 1977)

$$\frac{\dot{a}_k}{a_k} = \frac{\pm 3 \sqrt{\frac{G}{M^*}} R^{*5} k_2}{Q} m_k a_k^{-\frac{13}{2}} = C^* C_k a_k^q \quad (11)$$

where the positive (or negative) sign is taken for an outward (or inward) evolution of the  $k$ -th secondary and with  $G$  the gravitational constant,  $M^*$  the primary mass,  $R^*$  the primary radius,  $k_2$  the potential Love number,  $Q$  the tidal specific dissipation factor and  $m_k$  the secondary mass. At similar distances, massive secondaries will evolve faster, while for similar masses, secondaries closer to the primary will evolve faster. As  $q = -\frac{13}{2}$  is negative and assuming the positive sign of  $C^*$  in (11), the ratio of initial to final mean distance ratios is

$$\frac{\bar{\beta}_i}{\bar{\beta}_f} = \sqrt{\frac{1 + K_{Tide} \frac{m_n}{m_0} \bar{\beta}_f^{-\frac{13n}{2}}}{1 + K_{Tide}}} = 1 + \Delta_{Tide} \quad (12)$$

with

$$K_{Tide} = -\frac{39}{2} \frac{\sqrt{\frac{G}{M^*}} R^{*5} k_2}{Q} m_0 \frac{1}{\sqrt{a_{0,f}^{13}}} (t_f - t_i) \quad (13)$$

within the hypotheses that  $M^*$ ,  $R^*$ ,  $k_2$ ,  $Q$ ,  $m_0$  and  $n$  are independent of time during the period  $(t_f - t_i)$ .

## 6. Evolution of $\frac{\bar{\beta}_i}{\beta_f}$ for the four systems under primary tidal effect

The relation (12) is applied to the four systems, even if the method of tidal evolution (11) may not be applied separately to secondaries in resonance, as in the Jovian and Saturnian systems (see further).

The secondary position relative to the primary-synchronous orbit determines its inward or outward evolution. The radial distance of the synchronous orbit for a primary spinning at an angular velocity  $\omega^*$  is

$$a_{sync} = \sqrt[3]{\frac{GM^*}{\omega^{*2}}} \quad (14)$$

The Sun is generally recognised to have rotated initially faster than presently, losing its angular momentum either by magnetic or viscous transfer to outer parts of the planetary nebula or by ejection of strong stellar wind (Hayashi et al., 1985) and most probably during or at the end of the nebular stage. For a faster rotation, the Sun's  $a_{sync}$  would have been smaller than presently and would have progressively increased due to spin decay. As the present  $a_{sync}$  is about 0.17 AU, halfway to Mercury, the planets after the nebular stage are assumed to always have been beyond the Sun-synchronous orbit and to have tidally evolved outward.

As the rotation of giant planets is scarcely affected by tides caused by the satellites, one assumes the conservation of the rotation angular momentum after the giant planets' accretion, to give an upper limit estimate on their synchronous orbit locations after the nebular stage. To account for the total mechanical energy of a planet (gravitational potential plus rotational and orbital kinetic energies, considering the losses for the planet's interior heating and outward radiation) or to consider a faster initial rotation would yield a higher initial value of  $\omega^*$ , bringing

the synchronous orbit closer to the planet. The present  $a_{sync}$  of Jupiter, Saturn and Uranus are respectively  $2.24 R_J$ ,  $1.86 R_S$  and  $3.26 R_U$  (Uranus rotation period from Desch et al., 1986), inside respectively the present orbits of Amalthea, the B ring and Puck. Initial radii of  $1.3 R_J$ ,  $3.4 R_S$  and  $2 R_U$  (assumed) yield initial  $a_{sync}$  values of  $3.18 R_J$ ,  $9.6 R_S$  and  $8.2 R_U$ , respectively beyond Amalthea's, Rhea's and Ariel's present orbits. One can assume then that the Galilean satellites, Titan, Umbriel and further Saturnian and Uranian satellites were always beyond the synchronous orbit after the nebular stage, while Amalthea, Rhea, possibly Ariel and inner satellites evolved first inward and then outward when they crossed the receding synchronous orbit due to the planet's radius decrease. However, the timescale of this inward-outward mechanism is short, as Jupiter's radius decreased in the first few  $10^7$  yrs or so and as Saturn's radius decreased from  $3.4$  to  $1.5 R_S$  within only  $5 \times 10^5$  yrs (Pollack et al., 1977). As the timescales of recession of proto-primaries radii and synchronous orbits are about the lifetimes of the nebular stages, an outward tidal evolution after the nebulae dissipations can then be assumed for all the main secondaries (excluding, of course, the outer retrograde irregular satellites).

The Love number  $k_2$  ranges between theoretical values 0 and 1.5 for bodies of infinite and null rigidities (perfect solid and perfect fluid). Values about 0.4 are usually found for fluid primaries (Burns, 1977). Calculations of tidal effects on giant planets yield values of 0.379, 0.341 and 0.104, respectively for Jupiter, Saturn and Uranus (Gavrilov and Zharkov, 1977).

The values of the tidal dissipation factors  $Q$  are more debated. For the planetary system, instead of the Sun's  $Q$ , we consider the theoretical maximum value of  $Q^{-1} \approx \sin 2\varepsilon \approx 1$ , where  $\varepsilon$  is the tidal lag angle. Lower bounds on  $Q$  for Jupiter, Saturn and Uranus were given by Goldreich and Soter (1966), respectively  $10^5$ ,  $6 \times 10^4$  and  $7 \times 10^4$ , using a value  $k_2 = 1.5$  of pure fluid. With the  $k_2$  values of Gavrilov and Zharkov, these bounds are  $2.5 \times 10^4$ ,  $1.4 \times 10^4$  and  $5 \times 10^3$  (Schubert et al., 1986).

Results of calculations on magnitude order are given in Table 2 for several combinations, with upper limits on  $Q^{-1}$ , and with  $\langle \beta_f \rangle$  taken from Table 1 as estimates for  $\bar{\beta}_f$ . All the deviations  $\Delta_{Tide}$  of  $\frac{\bar{\beta}_i}{\bar{\beta}_f}$  from unity are small and positive, showing that the mean distance ratios did not evolve sensibly over  $4.5 \times 10^9$  yrs under primary tidal actions only, and that the initial mean distance ratios were probably a little larger than presently. Recall that this result does not imply that neither the distances nor individual distance ratios are conserved. Most remarkably for the planetary systems, even with the theoretical upper limit  $Q^{-1} = 1$ , the ratio  $\frac{\bar{\beta}_i}{\bar{\beta}_f}$  is close to unity

within  $7.3 \times 10^{-7}$ ,  $2 \times 10^{-6}$  and  $5.2 \times 10^{-10}$ , respectively for the sequence Mercury to Neptune (counting a body in the Asteroid belt), for the four terrestrial planets and for the four giant planets.

Table 2: Deviation  $\Delta_{Tide} = \frac{\bar{\beta}_i}{\bar{\beta}_f} - 1$  in the four systems under primary tidal effect

System	$n$	Secondaries set	$\langle \beta_f \rangle$	$k_2$	$Q$	$\Delta_{Tide}$
Planetary	8	Mercury-Neptune <sup>(a)</sup>	1.723	0.4	1 <sup>(c)</sup>	$7.3 \times 10^{-7}$
	3	Mercury-Mars	1.579	0.4	1 <sup>(c)</sup>	$2.0 \times 10^{-6}$
	3	Jupiter-Neptune	1.796	0.4	1 <sup>(c)</sup>	$5.2 \times 10^{-10}$
Jupiter	5	Amalthea-Callisto <sup>(b)</sup>	1.596	0.379	$10^5$ <sup>(d)</sup>	$1.8 \times 10^{-3}$
	5	Amalthea-Callisto <sup>(b)</sup>	1.596	0.379	$2.5 \times 10^4$ <sup>(e)</sup>	$7.7 \times 10^{-3}$
Saturn	4	Mimas-Rhea	1.298	0.341	$6 \times 10^4$ <sup>(f)</sup>	$1.3 \times 10^{-2}$
	5	Mimas-Titan	1.458	0.341	$6 \times 10^4$ <sup>(f)</sup>	$1.1 \times 10^{-2}$
	7	Mimas-Iapetus	1.525	0.341	$6 \times 10^4$ <sup>(f)</sup>	$8.2 \times 10^{-3}$
	4	Dione-Iapetus	1.752	0.341	$1.4 \times 10^4$ <sup>(e)</sup>	$1.6 \times 10^{-2}$
Uranus	4	Miranda-Oberon	1.456	0.4	$7 \times 10^4$ <sup>(d)</sup>	$9.0 \times 10^{-3}$
	4	Miranda-Oberon	1.456	0.104	$7 \times 10^4$ <sup>(d)</sup>	$2.1 \times 10^{-3}$
	4	Miranda-Oberon	1.456	0.104	$5 \times 10^3$ <sup>(e)</sup>	$5.6 \times 10^{-2}$

<sup>(a)</sup> including one body in the Asteroid belt

<sup>(b)</sup> including one body between Amalthea and Io

<sup>(c)</sup> theoretical maximum value of  $Q^{-1} \approx \sin 2\varepsilon \approx 1$

Upper limit value on  $Q^{-1}$  from <sup>(d)</sup> Goldreich and Soter (1966), <sup>(e)</sup> Schubert et al. (1986); <sup>(f)</sup> Goldreich and Soter (1966) and Yoder (1981).

For the Jovian and Uranian systems, the deviations are less than 1%, except for one case in the Uranian system (about 5%) where a low value of  $Q$  was used. For Saturn's system, the deviations for the combinations presented are all less than 1.6%. However, the values of  $Q$  for the giant planets are still debated and depend on models (see e.g. Schubert et al., 1986). Note that higher values of  $Q$  would diminish the deviations  $\Delta_{Tide}$  and render the ratios  $\frac{\bar{\beta}_i}{\bar{\beta}_f}$  even closer to unity.

As an inner satellite evolves outwardly faster than satellites further away from the primary, due to the term  $a_k^{-\frac{13}{2}}$  in (11), it may approach a slower evolving satellite, such as the ratio of their mean motions comes close to a small integer fraction, and both satellites may possibly enter in resonance. Such mutual gravitational interactions between resonant satellites are known to be strong enough to resist further separate tidal evolution (Goldreich, 1965). The pair evolves then outwardly together as primary tides drive the innermost satellite outward, which in turn pushes away the satellite with which it is in resonance (Burns, 1977). The Laplace resonance relation between Io, Europe and Ganymede was considered unlikely to have been caused by tidal evolution only (Sinclair, 1975) and to be probably primordial (Greenberg, 1982). However, it was shown that the Laplace three-body relation can be explained in terms of two bodies' tidal capture, accounting for the dissipation of tidal energy in Io, giving an upper bound on  $Q_J$  of  $3 \times 10^6$ , and leading to present equilibrium configurations of the three satellites (Yoder, 1979; Yoder and Peale, 1981; Henrard, 1983; Peale, 1986). On the other hand, tidal episodic evolutions out of deep resonance of the three Galilean satellites are discussed in (Greenberg et al., 1986; Greenberg, 1987).

In any case, the distance ratio of satellites locked in resonance does not change secularly and remains the same since the epoch of the locking in resonance. Such local freezing of distance ratios between satellites does not influence the global evolution of the system mean distance ratio, but reinforces a fortiori its approximate conservation. The method of tidal evolution and the relation (11) are not applicable separately to satellites once they are locked in resonance. However, as the ratio  $\frac{\bar{\beta}_i}{\bar{\beta}_f}$  depends on characteristics of only the first and last secondaries considered in the mean distance ratio and provided that these do not form a resonant pair, the results for the Jovian and Saturnian systems in Table 2 are significant.

## 7. Expression of $\frac{\bar{\beta}_i}{\bar{\beta}_f}$ for the gas drag effect

A body orbiting in a differentially rotating gaseous nebula experiences a drag caused by the difference between the gas's circular velocity and the body's orbital Keplerian velocity, as the gas is supported by its pressure gradient. For a negative pressure gradient, the gas velocity is smaller than the body's velocity, and the drag causes the body's orbit to decay. The expression of the drag force depends on the gas flow regime and on the mean free path  $\lambda_g$  of the gas molecules, being smaller or larger than a body's characteristic distance  $L$ .

As we look at secondaries of relatively large sizes moving in gaseous nebulae, the flow regime is characterised by large Reynolds numbers ( $Re$ ). Stokes' or Epstein's drag laws are therefore not considered, the former being applicable for small  $Re$  and the latter for cases where  $\lambda_g \geq L$ . In general, the drag force acting on a body moving at a velocity  $v$  relative to a gas of specific mass  $\rho$  reads then

$$F = \frac{1}{2} C_D \rho S v^2 \quad (15)$$

where  $S$  is the body cross-section area normal to  $v$  and  $C_D$  is a dimensionless parameter depending on the body geometry and the flow regime. Assuming secondaries of spherical shape of radius  $R_k$ ,  $C_D \approx 0,44$  for  $Re > 800$  (Whipple, 1972). The relative velocity of the  $k$ -th secondary is

$$v = v_K - v_g = \sqrt{\frac{GM^*}{a_k}} - \sqrt{\frac{GM^*}{a_k} + \frac{a_k}{\rho} \frac{\partial p}{\partial r}} \quad (16)$$

where the gas pressure gradient  $\frac{\partial p}{\partial r}$  and specific mass  $\rho$  have to be evaluated at the distance  $r = a_k$ . In planetary and satellite nebulae, the part of the gas circular velocity due to the pressure gradient is much smaller than the one due to the gravitational potential (Weidenschilling, 1977a), yielding

$$\frac{a_k^2}{GM^*} \frac{\partial p}{\partial r} \frac{1}{\rho} \ll 1 \quad (17)$$

and the relative velocity reduces to

$$v \approx -\frac{1}{2} \sqrt{\frac{a_k^3}{GM^*}} \frac{\partial p}{\partial r} \frac{1}{\rho} \quad (18)$$

The pressure is expressed as a function of the sound speed  $c$ . The gas specific mass and sound speed are expressed as power-law distributions in the radial distance  $r$  in the nebula midplane.

$$p = c^2 \frac{\rho}{\gamma} \quad ; \quad \rho = \rho_c \left(\frac{r}{r_c}\right)^d \quad ; \quad c = c_c \left(\frac{r}{r_c}\right)^{\frac{s}{2}} \quad (19)$$

where  $\gamma$  is the polytropic index,  $d$  and  $s$  are model-dependent exponents, but usually negative and  $\rho_c$  and  $c_c$  are values of the gas specific mass and sound speed at a reference distance  $r_c$ . The exponent  $s$  is approximated in the perfect gas hypothesis by the exponent of the

temperature radial distribution, of values  $-\frac{1}{2}$ ,  $-1$  or about  $-\frac{3}{2}$  for respectively optically thin, optically thick or viscous nebulae (Pollack and ConsoImagno, 1984; Lin, 1981).

The relative velocity (18), with (19), becomes

$$v \approx -\frac{(s+d)}{2} \sqrt{\frac{1}{GM^*} \frac{c_c^2}{\gamma r_c^s}} a_k^{s+\frac{1}{2}} \quad (20)$$

and is independent of the radial distance for an optically thin nebula ( $s = -\frac{1}{2}$ ).

The drag force acting on a secondary  $k$  at a distance  $a_k$  and caused by the nebular gas reads then

$$F = \frac{\pi}{8} C_D (s+d)^2 \frac{c_c^4}{\gamma^2} \frac{\rho_c}{r_c^{2s+d}} \frac{R_k^2}{GM^*} a_k^{2s+d+1} \quad (21)$$

The rate of change of the semi-major axis  $a_k$  of a secondary of mass  $m_k$  on a circular orbit due to a force  $F$  tangential to the orbit generally reads (Burns, 1976)

$$\dot{a}_k = 2 \sqrt{\frac{a_k^3}{GM^*}} \frac{F}{m_k} \quad (22)$$

Replacing  $F$  with (21) yields the relative rate of change in  $a_k$  due to gas drag

$$\frac{\dot{a}_k}{a_k} = \left( -\frac{\pi}{4} C_D (s+d)^2 \frac{c_c^4}{\gamma^2} \frac{\rho_c}{r_c^{2s+d}} \frac{1}{\sqrt{(GM^*)^3}} \right) \left( \frac{R_k^2}{m_k} \right) a_k^{2s+d+\frac{3}{2}} = C^* C_k a_k^q \quad (23)$$

where the negative sign arises because the gas drag causes  $a_k$  to decrease. This relation is compared to (5), giving the expressions of  $C^*$ ,  $C_k$  and  $q$ . The ratio  $\frac{\bar{\beta}_i}{\bar{\beta}_f}$  reads then from (10)

$$\frac{\bar{\beta}_i}{\bar{\beta}_f} = \sqrt[n(2s+d+\frac{3}{2})]{\frac{1 + K_{Drag}}{1 + K_{Drag} \left( \frac{R_n}{R_0} \right)^2 \frac{m_0}{m_n} \bar{\beta}_f^{n(2s+d+\frac{3}{2})}}} = 1 + \Delta_{Drag} \quad (24)$$

with

$$K_{Drag} = -\frac{\pi}{4} C_D \left( 2s + d + \frac{3}{2} \right) (s+d)^2 \frac{c_c^4}{\gamma^2} \frac{\rho_c}{r_c^{2s+d}} \frac{1}{\sqrt{(GM^*)^3}} \frac{R_0^2}{m_0} a_{0.f}^{2s+d+\frac{3}{2}} (t_f - t_i) \quad (25)$$



within the hypotheses that all parameters are independent of the time in the interval of integration, and with  $K_{Drag}$  positive as the exponent  $q = \left(2s + d + \frac{3}{2}\right)$  is usually negative.

The values of  $r_c$ ,  $c_c$  and  $\rho_c$  are estimated as follows. The nebula's inner radius is taken as the reference distance  $r_c$  and estimated by the proto-primary radius. The reference sound speed  $c_c$  is found in the perfect gas approximation from a reference temperature, estimated from the proto-primary effective temperature  $T_{eff}^*$

$$c_c = \sqrt{\frac{\gamma \mathcal{R}}{\mu} T_{eff}^*} \quad (26)$$

with  $\mathcal{R}$  the perfect gas constant and  $\mu$  the molecular mass,  $\mu = 2.4 \times 10^{-3}$  kg/mole for a H/He gas mixture (Kusaka et al., 1970).

Assuming symmetries about the nebula rotation axis and about the midplane, the vertical hydrostatic equilibrium yields the specific mass to decrease exponentially with the altitude  $z$  above the midplane

$$\rho(r, z) = \rho(r, 0) e^{-\left(\frac{z}{h}\right)^2} \quad (27)$$

where  $h$  is the scale height

$$h = \sqrt{\frac{2 r^3}{\gamma G M^*}} c = \sqrt{\frac{2}{\gamma G M^*} \frac{r^{s+3}}{r_c^s}} c_c \quad (28)$$

neglecting the variation of the sound speed with the altitude in front of the specific mass variation. As  $s$  is in the order of, or close to, -1,  $h$  is approximately linear in  $r$  and the nebula thickness is approximated by  $2h \approx \frac{r}{10}$ , corresponding to usual values in (28).

The mass  $M_d$  of the nebular disc is written in function of  $\rho_c$

$$M_d = 4\pi \frac{\rho_c}{r_c^d} \int_{r_c}^{r_e} \int_0^h e^{-\left(\frac{z}{h}\right)^2} r^{d+1} dz dr = \frac{\sqrt{\pi^3}}{10} \text{erf}(1) H \rho_c r_c^3 \quad (29)$$

where  $r_e$  is the nebula external radius, erf the error function, and  $H$  a function of the nebula radial extent  $\left(\frac{r_e}{r_c}\right)$  and  $d$

$$H = H\left(\frac{r_e}{r_c}, d\right) = \begin{cases} \frac{\left(\frac{r_e}{r_c}\right)^{d+3} - 1}{d+3} & \text{if } d \neq -3 \\ \ln\left(\frac{r_e}{r_c}\right) & \text{if } d = -3 \end{cases} \quad (30)$$

Writing the initial nebula mass  $M_d$  as a fraction  $\mu$  of the primary mass  $M^*$ ,  $\rho_c$  is estimated from

$$\rho_c = \frac{10}{\sqrt{\pi^3} \operatorname{erf}(1) H} \mu M^* r_c^3 \quad (31)$$

which can be replaced in  $K_{Drag}$  (25) for the new variable  $\mu$ .

## 8. Evolution of $\frac{\bar{\beta}_i}{\bar{\beta}_f}$ for the four systems under the gas drag effect

The lower limit on the planetary nebula mass is estimated from the sum of the planets' present masses, increased up to Solar abundance (Cameron, 1973), yielding

$$\mu_{min} = \left(\frac{M_d}{M_{Sun}}\right)_{min} \approx 3\%$$

The exponent  $d$  of the initial gas specific mass distribution in the planetary nebula is usually taken between -1 and -3 for most models, e.g. -1.79 or -1.88 (Safronov, 1969), -2.5 (Weidenschilling, 1977b), -2.75 (Hayashi, 1981), -2.72 (Coradini et al., 1982), etc.

Neglecting all later dynamical effects, the final value of the mean distance ratio  $\bar{\beta}_f$  at the nebula dissipation is taken to be the present value of  $\langle \beta_f \rangle$  between main regular secondaries.

Figure 1 shows for the planetary system the variation of the deviation  $\Delta_{Drag}$  of  $\frac{\bar{\beta}_i}{\bar{\beta}_f}$  from unity in function of  $d$  for  $-4 \leq d \leq -1$ ,  $s = -1$  and  $s = -\frac{1}{2}$ , with, first,  $(t_f - t_i) = 10^6$  and  $10^7$  yrs for  $\mu = 5\%$  (curves A to D), and, second,  $(t_f - t_i) = 10^4$  yrs for  $\mu = 1$  (curves E and F; disc of one Solar mass, limited to Neptune's actual orbit).

It is seen that, first,  $\Delta_{Drag}$  is always negative, which means that, if only gas drag is considered, the initial mean distance ratio in the planetary nebula was smaller; second,  $\Delta_{Drag}$  tends toward 0 for small negative values of  $d$  and pass by minima (not shown on the figure) for smaller negative values of  $d$ ; third, in the 5% Solar mass nebula case,  $\Delta_{Drag}$  stays small for  $d \geq -3$ , respectively less than 4 % and 11% for  $(t_f - t_i) = 10^6$  and  $10^7$  yrs; fourth,  $\Delta_{Drag}$  increases when  $(t_f - t_i)$  is increased or when  $s$  is decreased, for other parameters constant; and lastly,

in the one Solar mass nebula case,  $\Delta_{Drag}$  is surprisingly less than 1% for  $d \geq -3$  and for  $(t_f - t_i) = 10^4$  yrs.

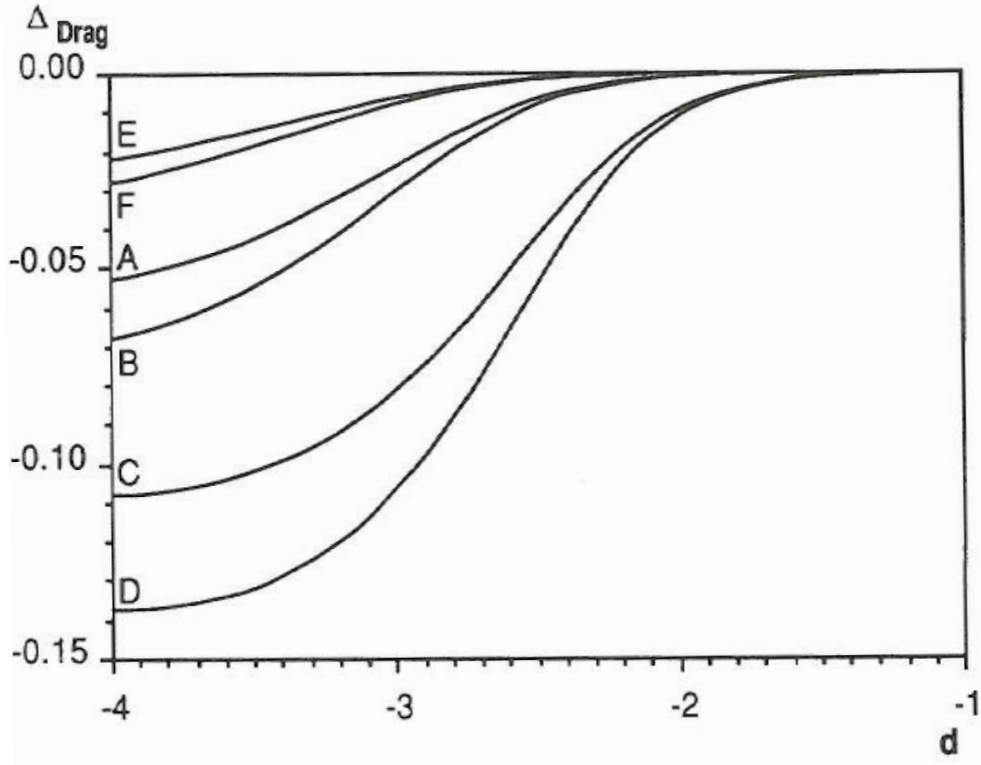


Figure 1 : Planetary nebula, deviation  $\Delta_{Drag}$  from unity of the ratio of initial to final mean distance ratios  $\frac{\bar{\beta}_i}{\bar{\beta}_f}$  in function of exponents  $d$  of the initial gas specific mass power-law

distribution for  $n = 8$  (Mercury to Neptune); low nebula mass case  $\mu = \frac{M_d}{M_{Sun}} = 5\%$ ;

$(t_f - t_i) = 10^6$  yrs for  $s = -1$  (curve A) and  $s = -\frac{1}{2}$  (B),  $(t_f - t_i) = 10^7$  yrs for  $s = -1$

(C) and  $s = -\frac{1}{2}$  (D); high nebula mass case  $\mu = 1$ ,  $(t_f - t_i) = 10^4$  for  $s = -1$  (E) and  $s =$

$-\frac{1}{2}$  (F). Other parameters in (25) to (31) in text are  $r_c = 3.6 \times 10^{10}$  m,  $r_e = 5.3 \times 10^{12}$  m,  $T_{eff}^* =$

$3.1 \times 10^3$  °K,  $c_c = 4 \times 10^3$  m/s,  $\gamma = \frac{3}{2}$ .

For the satellite nebulae, lower limits on masses are estimated from the sum of the satellites' increased masses in Solar (or central planet's) composition, yielding  $\mu_{min}$  about 1.5% for the three nebulae. However, this method provides only first-guessed values on lower limits, as the satellite nebulae do not necessarily need to be of solar or central planet compositions, e.g. the nebular material could have been depleted in heavy elements by an early primary core accretion or augmented by later capture of heliocentric material (Weidenschilling, 1982). The exponent

$d$  in the satellite nebulae can be estimated by power-law fitting of satellites' increased masses, spread over annular rings centred on present orbits, yielding values of  $d$  between -2 and -3 for the Jovian, Saturnian and Uranian systems, although with some reserves for the Saturnian system (see e.g. Pollack and Consolmagno, 1984). The scale height used in the estimation of  $\rho_c$  via  $M_d$  is sometimes larger in some models than the value  $r/10$  and varies in different zones of the nebulae, with typical values about  $r/4$  to  $r/8$  (Harris, 1984; Safronov et al., 1986). As these scale heights lower the values of  $\rho_c$ , reducing the drag effect, we keep the standard value  $r/10$ . Furthermore, if one accounts only for the lower gas specific mass in tidally cleared tunnels, the corresponding specific mass at satellites' distances could be grossly given by power-law distributions (19) with similar exponents  $d$  as in initial nebulae, but with lower reference values  $\rho_c$ , for which corresponding values of  $\mu$  less than  $\mu_{min}$  may be relevant.

In Figures 2 to 4, the variations  $\Delta_{Drag}$  in the Jovian, Saturnian and Uranian nebulae are given in function of the nebula/planet mass fraction  $\mu$ ,  $10^{-4} < \mu < 10^{-1}$ , for  $d = -2$  and -2.5 and for  $(t_f - t_i) = 10^3$ ,  $10^4$  and  $10^5$  yrs (and  $10^6$  yrs in the Jovian case), considering optically thick nebulae with  $s = -1$ .

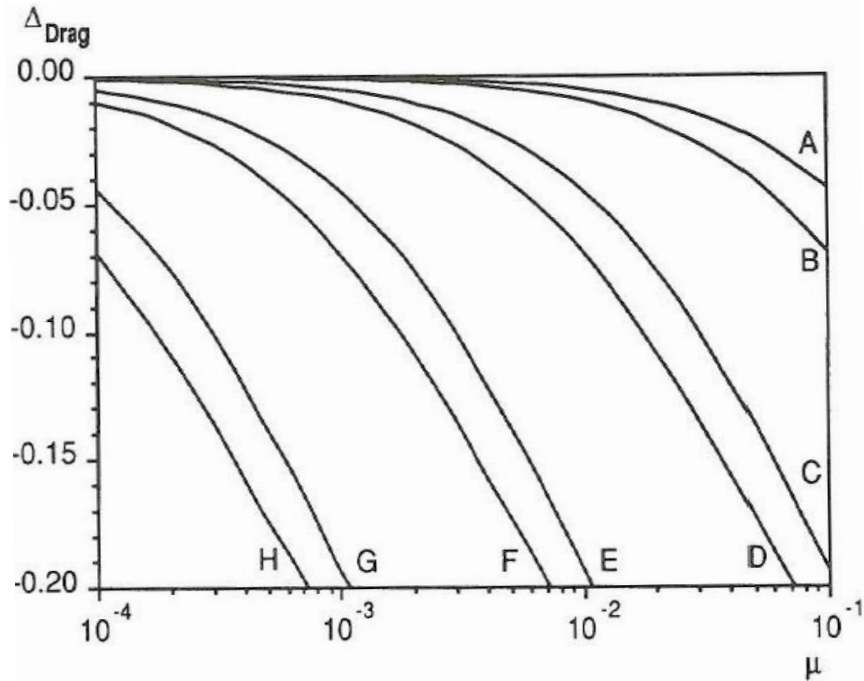


Figure 2 : Jovian nebula, deviation  $\Delta_{Drag}$  vs  $\mu$ ;  $n = 3$  (Io to Callisto):  $(t_f - t_i) = 10^3$  yrs for  $d = -2$  (curve A) and -2.5 (B),  $(t_f - t_i) = 10^4$  yrs for  $d = -2$  (C) and -2.5 (D),  $(t_f - t_i) = 10^5$  yrs for  $d = -2$  (E) and -2.5 (F),  $(t_f - t_i) = 10^6$  yrs for  $d = -2$  (G) and -2.5 (H). Other parameters are  $r_c = 9.1 \times 10^7$  m,  $r_e = 2.2 \times 10^9$  m,  $T_{eff}^* = 600$  °K,  $c_c = 1.8 \times 10^3$  m/s,  $s = -1$ ,  $\gamma = \frac{3}{2}$ .

It is seen that  $\Delta_{Drag}$  is always negative and that it increases with  $(t_f - t_i)$ , or with  $\mu$ , or for decreasingly negative values of  $d$ .

For the Jovian system (Io to Callisto),  $\Delta_{Drag}$  is less than about 5% for  $(t_f - t_i) = 10^4$  yrs if  $\mu$  is less than about 1%, and for  $(t_f - t_i) = 10^5$  yrs if  $\mu$  is less than about  $10^{-3}$ .

For the Saturnian system, the two series of curves for the sets Mimas to Iapetus and Mimas to Rhea diverge for increasing  $\mu$  and  $(t_f - t_i)$ .  $\Delta_{Drag}$  is less than about 5% for  $(t_f - t_i) = 10^4$  yrs if  $\mu$  is less than about  $5 \times 10^{-4}$ . Note that we took values of the initial proto-Saturn radius and effective temperature smaller than in Bodenheimer's (et al., 1980) model to account for the presence of Mimas and for a cooler nebula (Pollack, 1985) and that we considered a Saturnian nebula extending to Iapetus' actual orbit, which makes it more than one and half more extended than Jupiter's nebula.

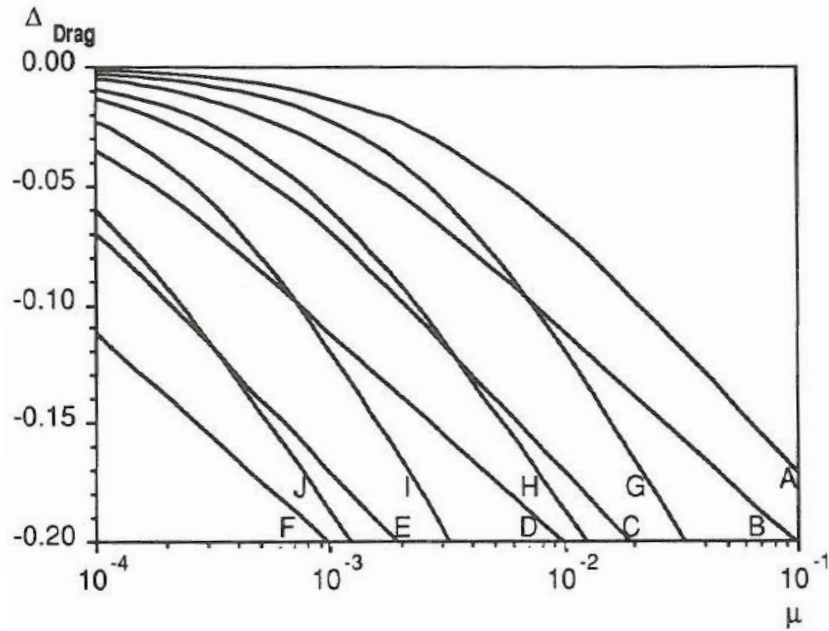


Figure 3 : Saturnian nebula, deviation  $\Delta_{Drag}$  vs  $\mu$ ; first case  $n = 7$  (Mimas to Iapetus):  $(t_f - t_i) = 10^3$  yrs for  $d = -2$  (curve A) and  $-2.5$  (B),  $(t_f - t_i) = 10^4$  yrs for  $d = -2$  (C) and  $-2.5$  (D),  $(t_f - t_i) = 10^5$  yrs for  $d = -2$  (E) and  $-2.5$  (F); second case  $n = 4$  (Mimas to Rhea):  $(t_f - t_i) = 10^3$  yrs for  $d = -2$  (G) and  $-2.5$  (H),  $(t_f - t_i) = 10^4$  yrs for  $d = -2$  (I) and  $-2.5$  (J). Other parameters are  $r_c = 1.5 \times 10^8$  m,  $r_e = 3.6 \times 10^9$  m,  $T_{eff}^* = 250$  °K,  $c_c = 10^3$  m/s,  $s = -1$ ,  $\gamma = \frac{3}{2}$ .

For the Uranian system (Ariel to Oberon, although similar curves are found for the set Miranda to Oberon),  $\Delta_{Drag}$  is less than about 5% for  $(t_f - t_i) = 10^4$  yrs if  $\mu$  is less than about  $2 \times 10^{-3}$ ,

and for  $(t_f - t_i) = 10^5$  if  $\mu$  is less than about  $2 \times 10^{-4}$ , assuming Uranus' initial radius is twice its present value.

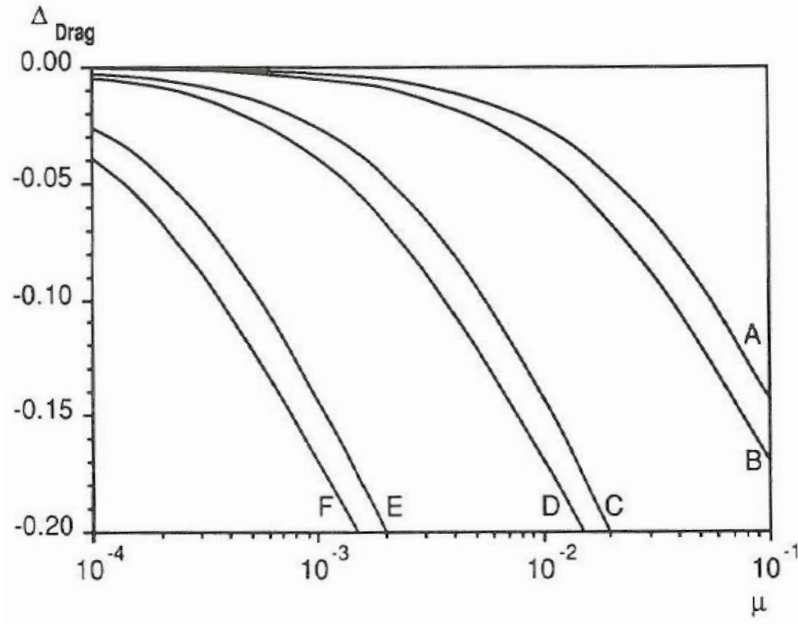


Figure 4 : Uranian nebula, deviation  $\Delta_{Drag}$  vs  $\mu$ ;  $n = 3$  (Ariel to Oberon):  $(t_f - t_i) = 10^3$  yrs for  $d = -2$  (curve A) and  $-2.5$  (B),  $(t_f - t_i) = 10^4$  yrs for  $d = -2$  (C) and  $-2.5$  (D),  $(t_f - t_i) = 10^5$  yrs for  $d = -2$  (E) and  $-2.5$  (F). Other parameters are  $r_c = 5 \times 10^7$  m (assumed),  $r_e = 7 \times 10^8$  m,  $T_{eff}^* = 100$  °K,  $c_c = 7.2 \times 10^2$  m/s,  $s = -1$ ,  $\gamma = \frac{3}{2}$ .

In all cases,  $\Delta_{Drag}$  is reduced for shorter periods  $(t_f - t_i)$ , which should be considered if the tunnelling effect reduces the effective drag period, and also for smaller values of the initial nebula relative mass  $\mu$ , if one accounts for the possibly less dense gas in tidally cleared tunnels. Combining the effects of orbital resonance and gas drag, the semi-major axis of a body in resonance evolving in an eccentricity-reducing medium would secularly increase or decrease if its orbit is outside or inside the perturber orbit (Greenberg, 1978). However, stable capture in resonance under gas drag is only possible for first order  $(\frac{j}{j+1})$  exterior resonances ( $j$  integer), i.e., the perturbed body's orbit is exterior to the perturber one (Weidenschilling and Davis, 1985). As already mentioned, resonances would freeze the distance ratio of the two bodies and reduce the effect of gas drag on the evolution of the mean distance ratios.

## 9. Conclusions

It was shown that the orbital evolutions of planets and Jovian, Saturnian and Uranian satellites, due to primaries' tides only and after the initial nebulae dissipations, are such as to reduce the mean distance ratios among the main regular secondaries, although in a very limited way, and the mean distance ratios can be considered as approximately conserved. However, the results for the satellite systems depend on the adopted values of  $Q$ . The resonances between satellites do not affect these results, as local freezing of distances between resonant satellites reinforces the approximate conservation of the mean distance ratios. We showed further that the mean distance ratios is increased by the nebular gas drag effect after the secondaries accretion but, for usually assumed values of physical characteristics in initial nebulae, this increase is small for the planetary high mass model, but it may also be small in the planetary low mass model for  $d \geq -3$  and in the giant planet satellite systems, depending on the nebulae lifetimes and on the period of effective gas drag due to the tunneling effect.

Nevertheless, these results must be interpreted with caution in view of the hypotheses and rough assumptions. The results of the approximate conservation of the planetary system mean distance ratio over a period of  $4.5 \times 10^9$  years, considering only the primary tides effect, is in contradiction with the results of recent numerical integration (Laskar, 1989) showing that past orbital evolution of planets may have been chaotic.

If the distance geometrical progressions are really a property of the systems, their physical origin has to be found in the formation process of the systems. Following Nieto (1972), these geometrical progressions originate during the disc periods of nebulae and are a manifestation of some fluid dynamic process and not of a purely gravitational or tidal mechanism. The distance regularities may also clarify sweep-up mechanisms in primordial nebulae (Lissauer and Cuzzi, 1985). We propose the hypotheses that the main proto-secondaries were already initially spaced in approximately geometrical progressions and that the present mean distance ratios reflect roughly the initial ones, despite later secondaries' dynamical evolutions affecting only locally distance ratios. Recall again that this does not imply the conservation of either radial distances or individual distance ratios. The mean distance ratio is believed to reflect a characteristic of the process of initial fragmentation of a nebula in rings from which the secondaries were eventually formed. In this context, it can be shown (Pletser, 1990, 2024) that, in a flat proto-planetary type nebula submitted to radial perturbations, the ratio between exponentially spaced maxima of gas perturbed specific mass is constant and can be expressed simply as a function of physical characteristics of the central primary and of the nebula.

## Acknowledgement

We thank Pr. P. Pâquet, University of Louvain, and Pr. V. Dehant, Royal Observatory of Belgium, for discussions on the values of  $k_2$  and  $Q$ .

## References

- Bodenheimer, P., Grossman, A.S., De Campli, W.M., Marcy, G. & Pollack, J.B. 1980. Calculations of the evolution of the giant planets. *Icarus* 41, 293-308.
- Burns, J.A. 1976. An elementary derivation of the perturbation equations of celestial mechanics. *Am. J. Phys.* 44, 944-949.
- Burns, J.A. 1977. Orbital evolution. In *Planetary Satellites* (J.A. Burns, Ed.), pp.113-156. Univ. of Arizona Press, Tucson.
- Burns, J. A. 1982. The dynamical evolution of the solar system. In *Formation of Planetary Systems* (A. Brahic, Ed.), pp. 403-501. CNES, Cepadues Editions, Toulouse, France.
- Burns, J. A., Showalter, M. R. & Morfill, G. E. 1984. The ethereal rings of Jupiter & Saturn. In *Planetary Rings* (R. Greenberg and A. Brahic, Eds.), pp. 200-272. Univ. of Arizona Press, Tucson.
- Cameron, A. G. W. 1973. Abundances of the elements in the solar system. *Space Sci. Rev.* 15, 121-146.
- Cameron, A. G. W. & Pine, M. R. 1973. Numerical models of the primitive solar nebula. *Icarus* 18, 377-406.
- Coradini, A., Federico, C. & Magni, G. 1981. Gravitational instabilities in satellite disks and formation of regular satellites. *Astron. Astrophys.* 99, 255-261.
- Coradini, A., Federico, C. & Magni, G. 1982. Some remarks on the formation of terrestrial planets. In *The Comparative Study of the Planets* (A. Coradini and M. Fulchignoni, Eds.), pp. 3-24. D. Reidel Publ. Co., Dordrecht, The Netherlands.
- Cox, J.P. & Giuli, R.T. 1968. *Principles of stellar structure, Vol.2 Applications to Stars*, pp. 944-1028. Gordon and Breach, Science Publishers, New York.
- Desch, M.D., Connerney, J.E.P. & Kaiser, M.L. 1986. The rotation period of Uranus. *Nature* 322, 42-43.
- Ezer, D. & Cameron, A.G.W. 1965. A study of solar evolution. *Can. J. Phys.* 43. 1497-1517.
- Gavrilov, S.V. & Zharkov, V.N. 1977. Love numbers of the giant planets. *Icarus* 32, 443-449.



- Goldreich, P. 1965. An explanation of the frequent occurrence of commensurable motions in the solar system. *Mon. Not. Roy. Astron. Soc.* 130, 159-181.
- Goldreich, P. & Soter, S. 1966. Q in the solar system. *Icarus* 5, 375-489.
- Grasboke, H.C.Jr., Pollack, J.B., Grossman, A.S. & Olness, R.J. 1975. The structure and evolution of Jupiter: The fluid contraction stage. *Astrophys. J.* 199, 265-281.
- Greenberg, R. 1978. Orbital resonance in a dissipative medium. *Icarus* 33, 62-73.
- Greenberg, R. 1982. Planetesimals to planets. In *Formation of Planetary Systems* (A. Brahic, Ed.), pp. 515-569. CNES, Cepadues Editions, Toulouse, France.
- Greenberg, R. 1987. Galilean satellites: evolutionary paths in deep resonance. *Icarus* 70, 334-347.
- Greenberg, R., Goldstein, S.J.Jr. & Jacobs, K.C. 1986. Orbital acceleration and the energy budget in the Galilean satellite system. *Nature* 323, 789-791.
- Hagihara, Y. 1957. *Stability in Celestial Mechanics*. pp. 10-15. Jubilee Publication, Tokyo.
- Harris, A.W. 1978. Satellite formation II. *Icarus* 34, 128-145.
- Harris, A.W. 1984. The origin & evolution of planetary rings. In *Planetary Rings* (R. Greenberg and A. Brahic, Eds.), pp. 641-659. Univ. of Arizona Press, Tucson.
- Hayashi, C. 1981. Structure of the solar nebula, growth & decay of magnetic fields & effects of magnetic & turbulent viscosities on the nebula. *Prog. Theor. Phys. Suppl.* 70, 35-53.
- Hayashi, C., Nakazawa, K. & Nakagawa, Y. 1985. Formation of the solar system. In *Protostars & Planets II* (D. Black and M. Matthews, Eds.), pp. 1100-1153. Univ. of Arizona Press, Tucson.
- Henrard, J. 1983. Orbital evolution of the Galilean satellites: Capture into resonance. *Icarus* 53, 55-67.
- Iben, I.Jr. 1965. Stellar evolution I: The approach to the main sequence. *Astrophys. J.* 141, 993-1018.
- Kusaka, T., Nakano, T. & Hayashi, C. 1970. Growth of solid particles in the primordial solar nebula. *Progr. Theor. Phys.* 44, 1580-1596.
- Laskar, J. 1989. A numerical experiment on the chaotic behaviour of the Solar System. *Nature* 338, 237-238.
- Lecar, M. 1973. Bode's law. *Nature* 242, 318-319.
- Lin, D.N.C. 1981. Convective accretion disk model for the primitive solar nebula. *Astrophys. J.* 246, 972-984.
- Lin, D.N.C. & Papaloizou, J. 1979. Tidal torques on accretion disks in binary systems with extreme mass ratios. *Mon. Not. Roy. Astron. Soc.* 186, 799-812.

- Lin, D.N.C. & Papaloizou, J. 1980. On the structure and evolution of the primordial solar nebula. *Mon. Not. Roy. Astron. Soc.* 191, 37-48.
- Lissauer, J.J. & Cuzzi, J.N. 1985. Rings and Moons: clues to understanding the solar nebula. *In Protostars & Planets II* (D. Black and M. Matthews, Eds.), pp. 920-956. Univ. of Arizona Press, Tucson.
- Lynden-Bell, D. & Pringle, J.E. 1974. The evolution of viscous disks & the origin of nebular variables. *Mon. Not. Roy. Astron. Soc.* 168, 603-637.
- Nieto, M.M. 1972. *The Titius-Bode Law of Planetary Distances: Its History & Theory*. Pergamon Press, New York.
- Peale, S.J. 1986. Orbital resonances, unusual configurations & exotic rotation states among planetary satellites. In *Satellites* (J. A. Burns and M. S. Matthews, Eds.), pp.159-223. Univ. of Arizona Press, Tucson.
- Pletser, V. 1986. Lois exponentielles de distance pour les systèmes de satellites (Exponential distance laws for satellite systems). *Earth, Moon & Planets* 36, 193-210.
- Pletser, V. 1987. Spacing of accretion site locations in random planetary-like systems. In *Proc. Comparative Planetology & Earth Sciences Workshop*. CNES, Toulouse, France. (Available at [https://www.researchgate.net/publication/257880590\\_Spacing\\_of\\_accretion\\_site\\_locations\\_in\\_random\\_planetary-like\\_systems](https://www.researchgate.net/publication/257880590_Spacing_of_accretion_site_locations_in_random_planetary-like_systems))
- Pletser, V. 1988a. Revised exponential distance relation for the Uranian system after the Voyager 2 fly-by. *Earth, Moon & Planets* 41, 295-300.
- Pletser, V. 1988b. Exponential distance relations in planetary-like systems generated at random. *Earth, Moon & Planets* 42, 1-18.
- Pletser, V. 1990. On exponential distance relations in planetary and satellite systems, observations and origin. *Physics Doctorate Thesis*, Pr. Paquet P., Physics Dept, Faculty of Sciences, Catholic University of Louvain.
- Pletser, V. 2017a. Non-randomness of Exponential Distance Relation in the Planetary System: an Answer to Lecar. *Advances in Space Research*, 60(10), 2314-2318.
- Pletser, V. 2017b. Lecar's visual comparison method to assess the randomness of Bode's law: an answer. Preprint, ArXiv 1709.02704.
- Pletser, V. 2024. Annular structures in perturbed low mass disc-shaped gaseous nebulae: general, standard and polytropic models. *Open Journal of Mathematical Sciences*, Vol. 8, 55-82.

- Pollack, J.B. 1985. Formation of the giant planets and their satellite-ring systems: an overview. In *Protostars & Planets II* (D. Black and M. Matthews, Eds.), pp. 791-831. Univ. of Arizona Press, Tucson.
- Pollack, J.B., Grossman, A.S., Moore, R. & Grasboke, H.C. 1977. A calculation of Saturn's gravitational contraction history. *Icarus* 30, 111-128.
- Pollack, J.B. & Consolmagno, G. 1984. Origin and evolution of the Saturn system. In *Saturn* (T. Gehrels and M. Matthews, Eds.), pp. 811-866. Univ. of Arizona Press, Tucson.
- Roy, A. E. 1988. *Orbital motion* (3rd ed.), pp. 239-279. Adam Hilger Publ., Bristol, England.
- Safronov, V.S. 1969. *Evolution of the Protoplanetary Cloud and the Formation of the Earth and Planets*. Nauka Press, Moscow, transl. NASA TTF-677, 1972.
- Safronov, V.S., Pechernikova, G.V., Ruskol, E.L. & Vitjazev, A.V. 1986. Protosatellite swarms. In *Satellites* (J. A. Burns and M. S. Matthews, Eds.), pp. 89-116. Univ. of Arizona Press, Tucson.
- Schubert, G., Spohn, T. & Reynolds, R.T. 1986. Thermal histories, compositions and internal structures of the moons of the solar system. In *Satellites* (J. A. Burns and M. S. Matthews, Eds.), pp. 224-292. Univ. of Arizona Press, Tucson.
- Showalter, M.R., Burns, J.A., Cuoi, J.N. & Pollack, J.B. 1985. Discovery of Jupiter's 'gossamer' ring. *Nature* 316, 526-528.
- Sinclair, A.T. 1975. The orbital resonance amongst the Galilean satellites of Jupiter. *Mon. Not. Roy. Astron. Soc.* 171, 59-72.
- Stevenson, D.J., Harris, A.W. & Lunine, J.I. 1986. Origins of satellites. In *Satellites* (J. A. Burns and M. S. Matthews, Eds.), pp. 39-88. Univ. of Arizona Press, Tucson.
- Stone, E.C. & Miner, E.D. 1986. The Voyager 2 encounter with the Uranian system. *Science* 233, 39-43.
- Weidenschilling, S.J. 1977a. Aerodynamics of solid bodies in the solar nebula. *Mon. Not. Roy. Astr. Soc.* 180, 57-70.
- Weidenschilling, S.J. 1977b. The distribution of mass in the planetary system and solar nebula. *Astrophys. Space Sci.* 51, 153-158.
- Weidenschilling, S.J. 1982. Origin of regular satellites. In *The Comparative Study of the Planets* (A. Coradini and M. Fulchignoni, Eds.), pp. 49-59. D. Reidel Publ. Co, Dordrecht, The Netherlands.
- Weidenschilling, S.J. & Davis, D.R. 1985. Orbital resonances in the solar nebula: Implications for planetary accretion. *Icarus* 62, 16-29.

Whipple, F.L. 1972. On certain aerodynamic processes for asteroids and comets. In *From Plasma to Planets* (A. Elvius, Ed.), pp. 211-232. Wiley, New York.

Yoder, C.F. 1979. How tidal heating in Io drives the Galilean orbital resonance locks. *Nature* 279, 767-770.

Yoder, C.F. & Peale, S.J. 1981. The tides of Io. *Icarus* 47, 1-35.