

ChiEngMixBench: Evaluating Large Language Models on Spontaneous and Natural Chinese-English Code-Mixed Generation

Qingyan Yang

School of Future Technology
Southeast University
Nanjing, China
yun_yi_ling@qq.com

Tongxi Wang*

School of Future Technology
Southeast University
Nanjing, China
tongxi_wang@seu.edu.cn

Yunsheng Luo

School of Future Technology
Southeast University
Nanjing, China

Abstract

Code-mixing is increasingly prevalent in interactions between humans and large language models, yet existing work often reduces it to a translation or convertibility problem, making it difficult to assess whether a model’s switching behavior is context-appropriate and aligned with human conventions. We introduce ChiEngMixBench, the first benchmark designed to evaluate code-mixing ability in authentic community contexts, built upon a general construction pipeline that enables scalable dataset development across domains and bilingual pairs. ChiEngMixBench formulates code-mixing as a cognitive alignment problem, characterized by two complementary signals: Spontaneity and Naturalness. Empirical evaluation shows that our metrics can systematically distinguish code-mixing performance across models. Beyond benchmarking, we further uncover an implicitly emergent Terminology Layering Strategy, a phenomenon consistent with the Matrix Language Frame (MLF) theory, indicating structured cognitive alignment between multilingual large language models and human communication.

1 Introduction

Code-mixing refers to the alternation of two or more language codes within a single utterance (Bali et al., 2014; Salsabila et al., 2021). With the expansion of cross-border social platforms and technical communities, code-mixing is shifting from a peripheral linguistic phenomenon to a prevalent input distribution that mainstream large language models (LLMs) must handle (Banerjee et al., 2025; Mohamed et al., 2025). This, in turn, requires models to generate appropriate and comprehensible cross-lingual outputs. However, current NLP research and engineering paradigms face two key bottlenecks in data and evaluation: (i) authentic code-mixing is strongly community-dependent

and highly heterogeneous, making it difficult to cover with limited rules or a single corpus; and (ii) mainstream evaluation frameworks fail to adequately characterize a model’s code-mixing capability, forcing research to rely on simplified tasks or metrics that are disconnected from real-world motivations. The community still lacks (i) a scalable construction pipeline that reflects code-mixing expressions in large communities with relatively stable linguistic conventions, and (ii) a benchmark that evaluates whether model-generated code-mixing conforms to natural human expression.

We consider the following task setting: given an input snippet sampled from real-world contexts, a model is required to generate a continuation or rewrite that matches the expression conventions of that context. our goal is to move beyond translation correctness and characterize code-mixed generation through two complementary metrics: **Spontaneity**, capturing whether models adopt English technical terms as an efficient encoding strategy under cognitive economy; and **Naturalness**, capturing whether such mixing aligns with the implicit pragmatic norms and statistical regularities observed in expert communities.

To this end, we propose a general construction pipeline that can process code-mixed data from arbitrary domains and any bilingual pair to build corresponding benchmarks. Given the high terminological density and regularities of the AI research community, and the broad population of Chinese AI researchers, we establish ChiEngMixBench as a demonstration: a Chinese–English code-mixing benchmark oriented toward authentic academic contexts, designed to systematically profile the capability boundaries of modern LLMs in expert-style code-mixing. We also construct the corresponding dataset. The core philosophy of ChiEngMixBench is to evaluate code-mixing as a Cognitive Alignment problem: models must not only understand code-mixing, but also make term

*Corresponding author

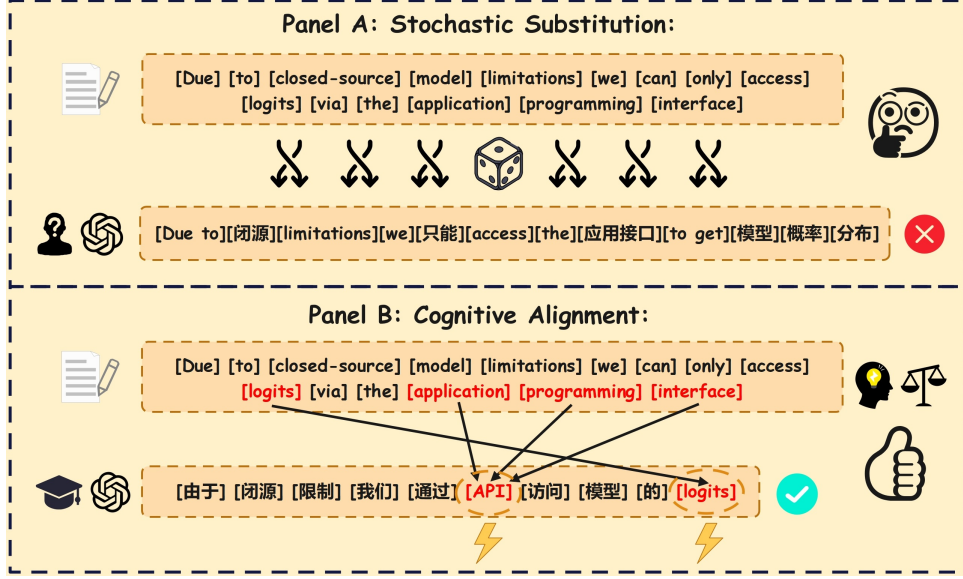


Figure 1: **Contrast between Stochastic Substitution vs. Cognitive Alignment strategies.** Panel A illustrates the pitfalls of random replacement (common in synthetic benchmarks), resulting in pragmatically awkward phrasing and broken syntax. Panel B demonstrates the focus of **ChiEngMixBench**: the spontaneous retention of high-entropy *Anchor Terms* (e.g., “API”, “logits”) adhering to the Principle of Least Effort and expert community norms.

choices consistent with domain experts and execute switching in a manner compliant with community norms. Concretely, we test two aspects. First, for Spontaneity (behavioral preference), we probe the model’s probabilistic preference over term forms, quantifying whether it follows the expert strategy of “least effort with precise expression” under strict variable control. Second, for Naturalness (pragmatic naturalness), we automatically quantify the deviation of generated text from the expert distribution along dimensions such as semantic style, structural constraints, and terminological compactness, thereby reducing reliance on subjective human scoring or strong-model judges. By combining real-context sampling, controlled contrastive probing and distributional deviation measurement, ChiEngMixBench evaluates model capabilities in realistic settings while maintaining reproducibility.

On ChiEngMixBench, we evaluate 12 representative models. Results indicate that existing mainstream benchmarks, which emphasize code-mixing/translation “correctness,” often fail to distinguish performance differences in authentic academic contexts. The fundamental reason is that they overlook whether the mixing is reasonable and whether models deviate from human conventions in term selection and switching patterns, leading to unnatural or even misleading expressions. In contrast, our dual-dimensional metrics stably reveal systematic differences in whether models

spontaneously use terms and whether they “sound like experts.” Moreover, we observe an insight: in MCP-based preference analysis, models exhibit an implicitly emergent **terminology layering strategy**, preferring to directly embed high-frequency English specialized terms into a Chinese syntactic skeleton, while reverting to explanatory phrasing for descriptive compound concepts. This phenomenon aligns with linguistic theories such as the Matrix Language Frame (MLF), suggesting that models are not merely mimicking surface forms but have, to some extent, learned conceptual hierarchies and human expression conventions. Additionally, we find that instruction tuning may impose an **alignment tax**: excessive safety/normalization tendencies can suppress spontaneous term switching. To validate the automated metrics, we further conduct a two-stage blind review by human experts, and the results show high consistency between our evaluation method and expert judgments. We will open-source all materials.

Our main contributions are as follows:

We design the first dataset construction pipeline derived from authentic community contexts, targeting the evaluation of LLM **code-mixing capabilities**.

We propose a dual-dimensional evaluation framework of **Spontaneity and Naturalness**, addressing the limitations of translation-style code-mixing evaluations.

We empirically identify the Terminology Layering Strategy in LLMs, revealing its consistency with **human cognition and linguistic findings**, and providing a new theoretical anchor for future cognitive alignment research.

2 Related Work

This study is primarily situated at the intersection of three fields: the construction of code-switching datasets, the evaluation of multilingual capabilities in Large Language Models (LLMs), and the linguistic cognitive theories underpinning code-mixing behaviors(Winata et al., 2023).

2.1 Code-Switching Datasets

High-quality datasets are the cornerstone of research into Code-Switching (CS) phenomena. Early classic work focused primarily on the field of speech recognition; a representative work is the SEAME dataset (Lyu et al., 2010), which recorded spontaneous Mandarin-English code-mixed speech from Chinese speakers in Singapore and Malaysia. With the rise of social media, the research focus has gradually shifted to the text modality. Mainstream datasets (e.g., LinCE(Aguilar et al., 2020), PHINC(Srivastava and Singh, 2020), GLUECoS(Khanuja et al., 2020)) are primarily sourced from Twitter, Weibo, or Reddit. Although these datasets capture natural code-mixing phenomena, their corpora consist mostly of *Casual Chat*, commonly characterized by loose grammatical structures, a proliferation of slang, and informal spellings, making them difficult to adapt to rigorous scientific contexts.

Recently, the community has begun attempting to construct benchmarks with broader coverage. For example, CodeMixBench (Yang and Chai, 2025) covers code-mixing data for as many as 18 language pairs. However, existing work still suffers from two significant limitations: First, the vast majority of data remains focused on general domains or social scenarios, lacking high-precision terminology corpora specific to academic research contexts. Second, many large-scale datasets rely heavily on synthesis by GPT-4 or random word replacement(Pratapa et al., 2018; Rizvi et al., 2021); this construction method disrupts the *pragmatic prosody* spontaneously generated by human experts during complex cognitive activities. ChiEng-MixBench is proposed precisely to fill this gap, providing the first code-mixing benchmark derived

from authentic expert contexts and retaining a complete terminological ecosystem.

2.2 Code-Mixing Evaluation in LLMs

With the evolution of LLMs, the evaluation of multilingual capabilities has become a research hotspot. Existing work typically categorizes code-mixing tasks into three paradigms:

Understanding and Translation. Most studies focus on whether models can comprehend mixed inputs. For instance, Huzaifah et al. (2024) systematically evaluated LLMs on CS-Translation tasks, while others investigated "Language Confusion" when processing code-mixed instructions(Marchisio et al., 2024; Lee et al., 2025).

Explicit Generation. Recent attempts have explored the generative capacity of LLMs via prompting. Yong et al. (2023) investigated prompting multilingual models to synthesize code-mixed texts for South East Asian languages. However, their findings reveal that without human-in-the-loop curation, models often produce syntactically unstable or unnatural switches under explicit instructions. This limitation underscores that code-mixing should not be treated merely as a mechanical instruction-following task (Data Augmentation), but as a cognitive behavior requiring precise pragmatic alignment.

We move beyond capability-based evaluation by assessing whether LLMs spontaneously and naturally adopt code-mixing in authentic contexts, via the proposed metrics of **Spontaneity and Naturalness**.

2.3 Linguistic Theoretical Foundations

Our work grounds LLM evaluation in established cognitive theories. First, **Zipf's Principle of Least Effort** (Zipf, 1949) posits that speakers optimize for information density with minimal cognitive cost, explaining the motivation for spontaneous borrowing. Second, the **Matrix Language Frame (MLF)** (Myers-Scotton, 1993) provides the structural basis, defining the asymmetry between the Matrix Language (syntax) and the Embedded Language (lexicon).

Crucially, to interpret our observed *Terminology Layering Strategy*, we draw upon the **Revised Hierarchical Model (RHM)** (Kroll and Stewart, 1994). RHM suggests that for bilingual experts, specialized L2 terms (Anchor Terms) often have direct conceptual links, bypassing L1 translation.

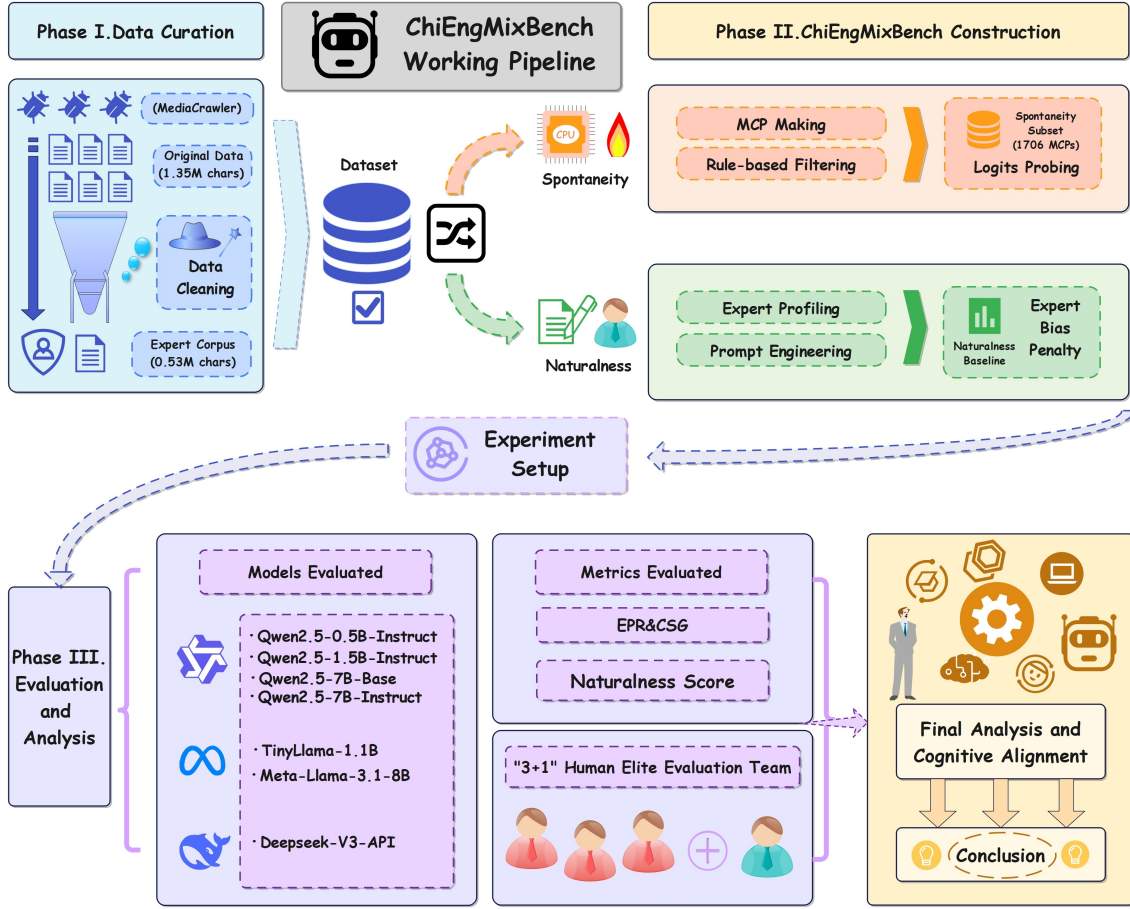


Figure 2: **The ChiEngMixBench Construction Pipeline.** **Phase I:** Data curation from authentic communities using MediaCrawler and strict cleaning. **Phase II:** Construction of the Spontaneity Subset (MCP) via hybrid filtering and the Naturalness Baseline via expert profiling. **Phase III:** Dual-dimensional evaluation of models.

This offers a cognitive parallel to why LLMs prefer direct English generation for high-entropy terms. Additional sociolinguistic perspectives supporting our naturalness metrics are detailed in Appendix B.

3 Dataset Construction

To evaluate LLM code-mixing behaviors within a context that is both *controlled* and *authentic*, we constructed **ChiEngMixBench**. The construction pipeline follows three phases: authentic data acquisition, spontaneity subset (MCP) generation, and naturalness baseline profiling (see Figure 2).

3.1 Data Acquisition

We prioritize **Authenticity** and **Domain Expertise**. Unlike synthetic benchmarks, we sourced raw text from high-quality Chinese technical communities (e.g., CSDN, Zhihu) spanning May 2021 to

November 2025. After rigorous cleaning (hash-based deduplication, regex filtering for length and language mixing, and PII removal), we retained approximately **530k characters** of expert text. Specific crawling tools, cleaning rules, and ethical statements are detailed in Appendix C.

3.2 Spontaneity Subset (MCP) Construction

We employed a **Hybrid Pipeline** (LLM-assisted generation + Rule-based cleaning + Human verification) to construct **Minimal Contrastive Pairs (MCP)**. We enforced strict pairwise validity: a sample was included only if a perfect control group (S_{mix} vs. S_{mono}) could be constructed, differing *only* in terminological form. This design isolates interference from semantic changes, ensuring that differences in subsequent Logits probing stem entirely from the model’s cognitive preference rather than contextual noise.



Figure 3: **Overview of the Dual-Dimensional Evaluation Framework.** **Left (Internal):** Spontaneity is measured via Logits Probing on Minimal Contrastive Pairs (MCP) to capture the "Relative Lift" against Contextual Inertia. **Right (External):** Naturalness is measured via Expert Deviation Penalty (EDP) on constrained generation to ensure semantic style and structural compliance.

3.3 Naturalness Baseline Construction

To support the Expert Deviation Penalty (EDP) metric, we established an objective **Expert Baseline** by extracting statistical features (e.g., semantic centroids via MiniLM, English ratio parameters) from the cleaned corpus. We also built a **Reverse Mapping Table** to penalize non-standard acronym usage. Validation experiments on Positive/Negative control groups (detailed in Appendix C.1) confirmed that our baseline effectively distinguishes between expert expressions and synthetic noise.

3.4 Dataset Statistics

The final dataset contains **1,706 high-quality MCP pairs** covering **1,345 unique terms**. To investigate the "Terminology Layering Mechanism," we stratified the dataset into two subsets:

- **Specialized Terms (92.2%):** Domain-specific terms (e.g., *Transformer*, *Logits*).
- **General Terms (7.8%):** High-frequency academic vocabulary.

This **11.8:1** ratio reflects the ecological validity of scientific discourse. Detailed distribution analysis, including Sentence Length and Zipfian Law fitting, is provided in Appendix D (see Figures 7 and 8 therein).

4 Evaluation Framework

To comprehensively assess **Cognitive Alignment**, we propose a dual-dimensional framework (Figure 3), quantifying code-mixing capability from both "internal" (Spontaneity) and "external" (Naturalness) perspectives.

4.1 Spontaneity Assessment Framework

We define Spontaneity as the degree of **Latent Semantic Activation**. We discard generative evaluation in favor of **Constraint-based Probabilistic Probing**.

Scoring Function For a pair of terms (t_{en}, t_{zh}) in context C , we calculate the length-normalized log-likelihood $\mathcal{S}(t|C)$:

$$\mathcal{S}(t|C) = \frac{1}{L} \sum_{i=1}^L \log P_{\theta}(x_i|C, x_{<i}) \quad (1)$$

Metrics We derive two core metrics:

- **English Preference Rate (EPR):** The proportion of samples where $\mathcal{S}(t_{en}) > \mathcal{S}(t_{zh})$.

$$\text{EPR} = \frac{1}{N} \sum_{j=1}^N \mathbb{I}(\mathcal{S}(t_{en}^{(j)}) > \mathcal{S}(t_{zh}^{(j)})) \quad (2)$$

- **Contextual Spontaneity Gap (CSG):**

$$\text{CSG}^{(j)} = \mathcal{S}(t_{en}^{(j)}|C^{(j)}) - \mathcal{S}(t_{zh}^{(j)}|C^{(j)}) \quad (3)$$

Table 1: **Main Evaluation Results on ChiEngMixBench.** We report performance across 12 models. **RQ1 (Spontaneity):** Measured by *EPR* (%) and *CSG* (Logits). We split *CSG* into General (*Gen*) and Specialized (*Spec*) terms to highlight the *Lift*. Background color **Blue** indicates Intrinsic Preference. **RQ2 (Naturalness):** Measured by *Score* (0-5). $S_{nat} = 5.0 - (P_{rat} + P_{sw} + P_{sem} + P_{trm})$. Background color **Green** indicates Pragmatic Norms. **Heatmap:** Applied to *Score*, denoting **1st**, **2nd**, and **3rd** ranks **within each tier**. [†]: Metrics unavailable for API models.

Model	Type	Size	RQ1: Spontaneity				RQ2: Naturalness (Deviations)				
			EPR	Gen	Spec	Lift	Score	P-Rat	P-Sw	P-Sem	P-Trm
Human Expert	<i>Native</i>	–	–	–	–	–	4.85	0.00	0.05	0.10	0.00
Tier 1: Proprietary Giants (Closed-Source)											
GPT-4o	API	–	–	–	–	–	4.36	0.00	0.00	0.45	0.19
DeepSeek-V3	API	–	–	–	–	–	4.19	0.00	0.00	0.45	0.21
Claude-3.5-Sonnet	API	–	–	–	–	–	4.16	0.07	0.05	0.45	0.27
Tier 2: Open-Weight Leaders (> 6B)											
Llama-3-8B-Instruct	Weights	8B	11.72	-0.37	-0.32	+0.05	4.09	0.01	0.05	0.46	0.39
Mistral-7B-v0.3	Weights	7B	12.43	-0.25	-0.20	+0.05	3.14	2.88	0.05	0.47	0.33
Yi-1.5-9B-Chat	Weights	9B	21.63	-0.31	-0.25	+0.06	3.10	1.03	0.00	0.43	0.69
Qwen2.5-7B-Base	Weights	7B	14.36	-0.42	-0.39	+0.03	2.96	1.28	0.05	0.50	0.48
Qwen2.5-7B-Instruct	Weights	7B	14.54	-0.43	-0.39	+0.04	2.71	4.30	0.06	0.48	0.15
Gemma-2-9B-It	Weights	9B	7.62	-0.62	-0.56	+0.06	1.23	8.25	0.00	0.47	0.15
Tier 3: Ablation & Analysis Models (< 3B)											
Qwen2.5-0.5B-Instruct	Weights	0.5B	15.59	-0.47	-0.40	+0.07	4.17	0.36	0.03	0.47	0.19
Qwen2.5-1.5B-Instruct	Weights	1.5B	12.90	-0.47	-0.40	+0.06	2.20	5.42	0.02	0.48	0.29
TinyLlama-1.1B	Weights	1.1B	10.21	-0.21	-0.25	-0.03	1.77	6.81	0.00	0.51	0.40

CSG quantifies the **Intrinsic Impulse**. While typically negative due to Contextual Inertia, we focus on the **Relative Lift** of specialized terms. The detailed physical interpretation of CSG magnitudes (Positive vs. Negative) is discussed in Appendix E.1.

4.2 Naturalness Assessment

We propose the **Expert Deviation Penalty (EDP)**, an objective scoring system that discards the black-box *LLM-as-a-Judge* paradigm. The score starts at 5.0 and applies weighted deductions:

$$S_{nat} = 5.0 - (P_{sem} + \underbrace{P_{rat} + P_{sw}}_{P_{str}} + P_{term}) \quad (4)$$

The penalty terms correspond to three dimensions (full scoring rubrics and calibration logic in Appendix E.2):

1. **Semantic Style** (P_{sem}): Measures the cosine distance between the sentence embedding (via MiniLM) and the Expert Golden Centroid.
2. **Structural Constraints** (P_{str}): Aggregates deviations in **English Ratio** (P_{rat}) and

Switching Frequency (P_{sw}) to prevent “Monolingual Collapse” or “Word Salad.”

3. **Terminological Compactness** (P_{term}): Uses a **Reverse Mapping Table** to penalize non-expert usage (e.g., pragmatic violations like verbose full names).

5 Experiments and Analysis

We evaluate 12 representative LLMs (details in Appendix F) to answer: (1) Do models spontaneously code-mix? (2) Is the text natural? (3) Does the Terminology Layering Strategy exist?

5.1 Experimental Setup

We constructed an experimental matrix covering **Scaling Families** (Qwen2.5 0.5B-72B), **Language Bias Groups** (Llama-3, TinyLlama), and **Alignment Stages** (Base vs. Instruct). All experiments were strictly conducted in a **Zero-shot** setting. For Spontaneity, we used Logits Probing; for Naturalness, we simulated expert dialogues with 32 mixed-context prompts. (See Appendix F for full model list and prompt templates).

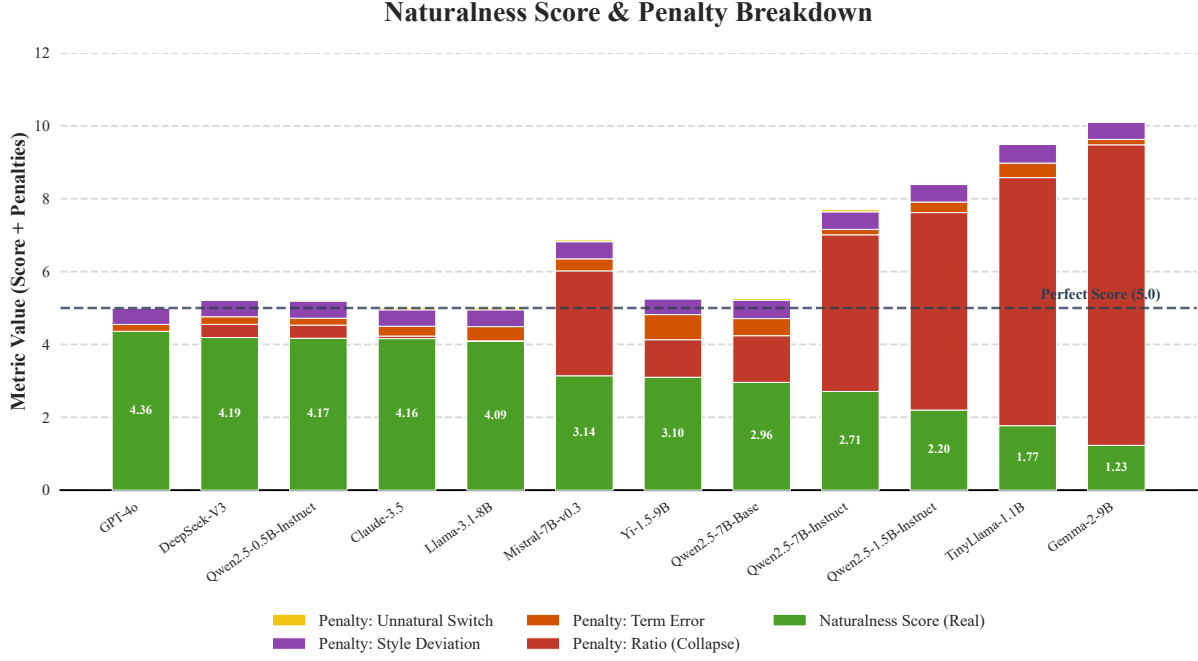


Figure 4: **Naturalness Score & Penalty Breakdown.** DeepSeek-V3 leads with minimal penalties. Instruct models suffer from severe **Ratio Penalty** (Red bar) due to monolingual collapse.

5.2 RQ1: Spontaneity & Terminology Layering

Table 1 presents the core evaluation results.

Systematic Shift in Subconscious (Detailed in Appendix G): Our experiments (Figures 10 and 9 in Appendix) reveal the absolute dominance of **Contextual Inertia**: even English-dominant models fail to exceed 20% EPR. However, we observe a consistent **Systematic Shift** where Specialized Terms exhibit higher CSG than General Terms (Lift $\approx +0.04$ – $+0.07$). This validates the “Entropy-Driven Mechanism”: high-information terms weaken the contextual inhibition.

Case Study: The “API” Phenomenon: We observed a highly representative anomaly—**The “API” Anomaly**. Data shows that the CSG for the term “API” significantly crosses the decision threshold (CSG > 0) in all tested models, with Qwen-2.5-7B peaking at $+0.937$. In contrast, the term “Label” is consistently suppressed (-0.4). This contrast reveals LLMs’ adherence to **Zipf’s Principle of Least Effort**: “API”, lacking a concise Chinese equivalent, drives the model to break monolingual alignment.

5.3 RQ2: Naturalness & The Alignment Tax

We evaluated the generated text quality using the EDP system (Figure 4).

DeepSeek-V3 vs. Llama-3: DeepSeek-V3 achieves the highest score (4.19), perfectly aligning with the Matrix Language Frame. In contrast, **Llama-3** suffers from terminology penalties (0.39) due to its “Explanatory Paradigm” (e.g., using redundant full names), violating expert economy norms.

The Alignment Tax: Comparing Qwen2.5-7B Base (2.96) and Instruct (2.71), we identify a significant negative impact of RLHF. Instruct models tend to “collapse” into pure English, triggering massive Ratio Penalties. This suggests that current safety alignment reinforces a binary “All-Chinese” or “All-English” mode, suppressing the natural mixed state. Interestingly, **Qwen-0.5B** achieves a high score (4.17) largely because its weaker instruction following capability accidentally preserves the pre-training distribution (see Figure 5).

5.4 Human Evaluation

We conducted a blind review ($N = 100$) using a Stratified Random Sampling strategy.

As shown in Table 2 and Figure 6, our automated metric correlates better with **Human Consensus** ($r = 0.878$) than individual raters. The systematic bias (points below diagonal) reflects **Machine Strictness**, suggesting our metric serves as a reliable quality “Goalkeeper” or lower bound.

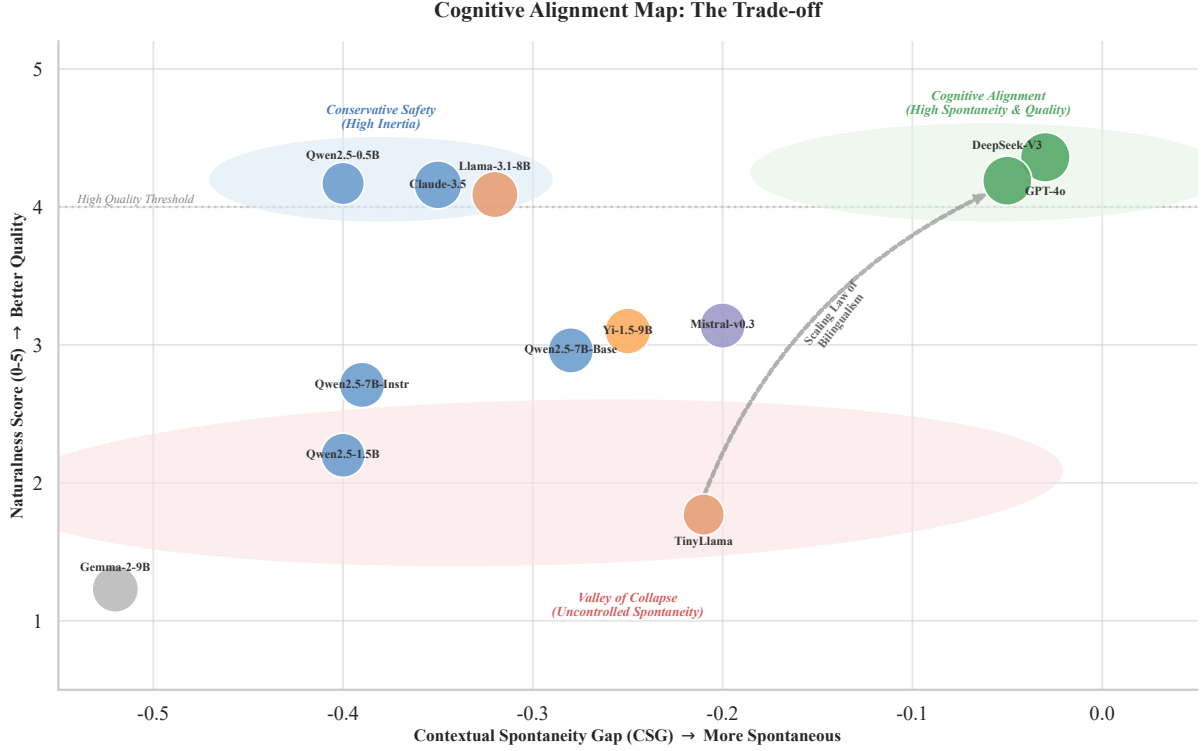


Figure 5: **Cognitive Alignment Map**. Ideal models (Top-Right) balance Spontaneity and Naturalness. The “Valley of Collapse” highlights the Alignment Tax.

Table 2: **Alignment with Human Experts**. Results on the high-difficulty subset ($N = 73$).

Metric	Eval 1	Eval 2	...	Consensus
Pearson (r)	0.800	0.790	...	0.878
QWK (κ)	0.576	0.631	...	0.770

6 Conclusion

This work fundamentally revisits Chinese academic Code-Mixing, redefining it from “linguistic noise” to an efficient **Cognitive Economy** strategy. To address the scarcity of authentic resources, we constructed **ChiEngMixBench** and established a dual-dimensional evaluation framework comprising **Spontaneity** (internal preference) and **Naturalness** (external compliance). By grounding evaluation in real-world expert corpora rather than synthetic data, we provide a robust testbed for assessing whether LLMs can truly replicate the authentic encoding patterns of domain experts.

Our empirical results via **Minimal Contrastive Pairs (MCP)** reveal that advanced LLMs have implicitly acquired a “**Terminology Layering Strategy**,” where English **Anchor Terms** leverage high “**Semantic Buoyancy**” to penetrate the Chinese **Ma-**

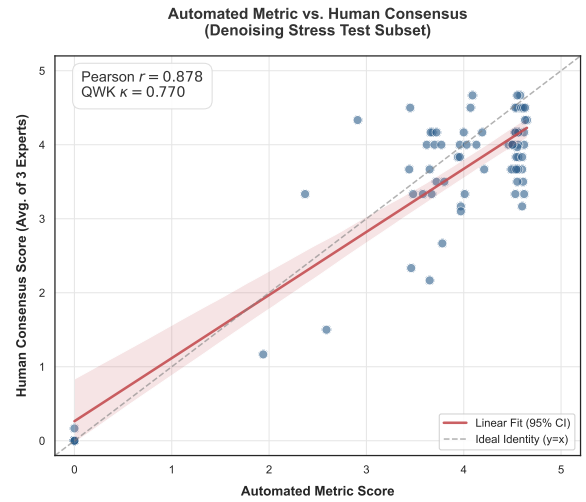


Figure 6: **Alignment with Human Consensus**. Points below diagonal indicate Machine Strictness.

trix Language Frame. While we identify an “**Alignment Tax**” that hinders Instruct models, our findings ultimately advocate for a paradigm shift: evaluating multilingual LLMs not just on **Translation Capability**, but on deep **Cognitive Alignment**, ensuring they employ code-mixing as “appropriately” and efficiently as human experts.

Limitations

Although this paper establishes a standardized evaluation framework for quantifying the academic code-mixing behaviors of LLMs, as a pioneering exploration in this field, we made several necessary **Trade-offs** in our experimental design. These trade-offs not only reflect our prioritization of rigor but also point towards directions for future evolution:

Domain Specificity vs. Methodological Generalizability Currently, **ChiEngMixBench** prioritizes the Computer Science (CS) domain, a “high-density zone” where code-mixing phenomena are most significant. While terminology density and pragmatic habits vary across disciplines (e.g., Medicine, Law), the dataset construction pipeline proposed in this paper—ranging from community corpus mining to the construction of Minimal Contrastive Pairs (MCP)—possesses high **Domain Agnosticism**. Future research can readily reuse this pipeline to extend the evaluation scope to Humanities, Social Sciences, or Biomedicine at low cost, thereby validating the cross-disciplinary universality of the **Terminology Layering Strategy**.

Proxy Bias in Automated Evaluation Our Expert Deviation Penalty (EDP) system is based on hard-coded rules and statistical distributions; this design is inherently conservative. We acknowledge that it may misjudge a minority of “specific expert expressions” that are highly creative but deviate from the statistical mean. However, this conservativeness was a proactive choice made to avoid the common hallucinations and instability associated with the *LLM-as-a-Judge* paradigm. As a standardized benchmark, we prioritize the **reproducibility** and **determinism** of evaluation results. While the current scoring system sacrifices a degree of flexibility, it successfully provides a reliable “Quality Lower Bound” for code-mixing naturalness. Future work could attempt to introduce stronger semantic models to enhance the perception of discourse logic while maintaining baseline stability.

Data Scale vs. Fidelity The final MCP dataset size was controlled at 1,706 pairs, a result of the trade-off between “Scale” and “Fidelity.” Compared to synthesizing massive amounts of noisy data via LLMs, we maintain that **Purity outweighs Quantity** when investigating subtle linguistic phenomena. Although small in scale, this dataset

serves as a high-precision “Scalpel,” capable of precisely excising contextual noise and isolating the model’s true preference for terminological forms. Naturally, with the accumulation of high-quality open-source community corpora, we expect to further expand the data scale in the future while maintaining **High-Fidelity**.

Lag of Static Rules The detection mechanism relying on the Reverse Mapping Table indeed faces the challenge of terminology iteration (e.g., the emergence of new terms like MoE, DPO). The current static table design aims to ensure a fair comparison for all models within the same time slice. To address the **Knowledge Cutoff** issue, our evaluation framework is designed with **Pluggable Interfaces**: future maintainers need only update the mapping table or integrate real-time knowledge bases to allow the benchmark to continuously adapt to the rapidly iterating technological frontier without the need to reconstruct the core evaluation logic.

Ethical Considerations

Data Privacy and Compliance The raw data used in **ChiEngMixBench** was collected from publicly accessible technical communities (CSDN, Zhihu) and social media platforms. We strictly adhered to the robots.txt protocols and data usage policies of these platforms during collection. To protect user privacy, we implemented a rigorous PII (Personally Identifiable Information) scrubbing pipeline. All user IDs, avatar links, IP addresses, and other potential identifiers were removed before the data was processed for annotation. The released dataset will contain only anonymized textual content intended solely for academic research purposes.

Human Annotator Compensation Our human evaluation involved a panel of bilingual professional researchers and PhD candidates specializing in Computer Science and Linguistics, rather than anonymous crowd-sourced workers (e.g., MTurk). The participants were fully informed of the evaluation criteria and the intended use of the data. As the evaluation was conducted as part of internal academic collaboration and peer review processes, no unfair labor practices or underpaid crowdsourcing were involved.

Potential Risks and Bias We acknowledge that the dataset focuses on the specific domain of “Com-

puter Science and AI," and the "Expert Norms" defined in this work reflect the linguistic habits of this specific community. These norms may not generalize to other domains (e.g., medical or legal code-mixing) or daily casual conversations. Users should exercise caution when transferring the **Expert Deviation Penalty (EDP)** metric to non-academic scenarios, as it may enforce overly strict terminological constraints that are inappropriate for casual communication. Furthermore, while we filtered for toxic content using keyword matching, LLMs may still exhibit unpredictable behaviors; we advise safeguarding any downstream applications built upon this benchmark.

Scientific Artifacts All artifacts (datasets, code, and metric scripts) developed in this work will be released under the MIT License (for code) and CC-BY-NC 4.0 (for data) to promote reproducible research while preventing commercial misuse of the scraped community data.

References

- Gustavo Aguilar, Sudipta Kar, and Tamar Solorio. 2020. [Lince: A centralized benchmark for linguistic code-switching evaluation](#). *Preprint*, arXiv:2005.04322.
- Kalika Bali, Jatin Sharma, M. Choudhury, and Yogarshi Vyas. 2014. "i am borrowing ya mixing ?" an analysis of english-hindi code mixing in facebook. In *CodeSwitch@EMNLP*.
- Somnath Banerjee, Pratyush Chatterjee, Shanu Kumar, Sayan Layek, Parag Agrawal, Rima Hazra, and Animesh Mukherjee. 2025. [Attributional safety failures in large language models under code-mixed perturbations](#). *ArXiv*, abs/2505.14469.
- Abhimanyu Dubey, Abhinav Jauhri, Abhinav Pandey, Abhishek Kadian, Ahmad Al-Dahle, Aiesha Letman, Akhil Mathur, Alan Schelten, Amy Yang, Angela Fan, and 1 others. 2024. The llama 3 herd of models. *arXiv preprint arXiv:2407.21783*.
- Howard Giles and Peter F Powesland. 1975. *Social psychology and language*. Academic Press.
- David W Green. 1998. Mental control of the bilingual lexico-semantic system. *Bilingualism: Language and cognition*, 1(2):67–81.
- Binyuan Hui, Jian Yang, Zeyu Cui, Jiayi Yang, Dayiheng Liu, Lei Zhang, Tianyu Liu, Jiajun Zhang, Bowen Yu, Keming Lu, and 1 others. 2024. Qwen2. 5-coder technical report. *arXiv preprint arXiv:2409.12186*.
- Muhammad Huzaifah, Weihua Zheng, Nattapol Chaisit, and Kui Wu. 2024. [Evaluating code-switching translation with large language models](#). In *Proceedings of the 2024 Joint International Conference on Computational Linguistics, Language Resources and Evaluation (LREC-COLING 2024)*, pages 6381–6394, Torino, Italy. ELRA and ICCL.
- Simran Khanuja, Sandipan Dandapat, Anirudh Srinivasan, Sunayana Sitaram, and Monojit Choudhury. 2020. [GLUECoS: An evaluation benchmark for code-switched NLP](#). In *Proceedings of the 58th Annual Meeting of the Association for Computational Linguistics*, pages 3575–3585, Online. Association for Computational Linguistics.
- Judith F Kroll and Erika Stewart. 1994. Category interference in translation and picture naming: Evidence for asymmetric connections between bilingual memory representations. *Journal of Memory and Language*, 33(2):149.
- Jean Lave and Etienne Wenger. 1991. *Situated learning: Legitimate peripheral participation*. Cambridge university press.
- Nahyun Lee, Yeongseo Woo, Hyunwoo Ko, and Guijin Son. 2025. [Controlling language confusion in multilingual LLMs](#). In *Proceedings of the 63rd Annual Meeting of the Association for Computational Linguistics (Volume 4: Student Research Workshop)*, pages 1026–1035, Vienna, Austria. Association for Computational Linguistics.
- Dau-Cheng Lyu, Tien-Ping Tan, Eng-Siong Chng, and Haizhou Li. 2010. Seame: a mandarin-english code-switching speech corpus in south-east asia. In *Inter-speech*.
- Kelly Marchisio, Wei-Yin Ko, Alexandre Berard, Théo Dehaze, and Sebastian Ruder. 2024. [Understanding and mitigating language confusion in LLMs](#). In *Proceedings of the 2024 Conference on Empirical Methods in Natural Language Processing*, pages 6653–6677, Miami, Florida, USA. Association for Computational Linguistics.
- Amr Mohamed, Yang Zhang, M. Vazirgiannis, and Guokan Shang. 2025. [Lost in the mix: Evaluating llm understanding of code-switched text](#). *ArXiv*, abs/2506.14012.
- Carol Myers-Scotton. 1993. *Duelling Languages: Grammatical Structure in Codeswitching*. Oxford University Press.
- NanmiCoder. 2024. MediaCrawler: A crawler for various social media platforms. <https://github.com/NanmiCoder/MediaCrawler>. Accessed: 2025-11-09.
- Adithya Pratapa, Gayatri Bhat, Monojit Choudhury, Sunayana Sitaram, Sandipan Dandapat, and Kalika Bali. 2018. [Language modeling for code-mixing: The role of linguistic theory based synthetic data](#). In

Proceedings of the 56th Annual Meeting of the Association for Computational Linguistics (Volume 1: Long Papers), pages 1543–1553, Melbourne, Australia. Association for Computational Linguistics.

Mohd Sanad Zaki Rizvi, Anirudh Srinivasan, Tanuja Ganu, Monojit Choudhury, and Sunayana Sitaram. 2021. [GCM: A toolkit for generating synthetic code-mixed text](#). In *Proceedings of the 16th Conference of the European Chapter of the Association for Computational Linguistics: System Demonstrations*, pages 205–211, Online. Association for Computational Linguistics.

Salsabila, Iskandarsyah Siregar, and Somadi Sosrohadi. 2021. [Analysis of code mixing in jerome polin youtube content “nihongo mantappu”](#). *International Journal of Linguistics, Literature and Translation*.

Vivek Srivastava and Mayank Singh. 2020. [PHINC: A parallel Hinglish social media code-mixed corpus for machine translation](#). In *Proceedings of the Sixth Workshop on Noisy User-generated Text (W-NUT 2020)*, pages 41–49, Online. Association for Computational Linguistics.

Wenhui Wang, Furu Wei, Li Dong, Hangbo Bao, Nan Yang, and Ming Zhou. 2020. [MiniLM: Deep self-attention distillation for task-agnostic compression of pre-trained transformers](#). In *Advances in Neural Information Processing Systems*, volume 33, pages 5776–5788. Curran Associates, Inc.

Genta Winata, Alham Fikri Aji, Zheng Xin Yong, and Tamar Solorio. 2023. [The decades progress on code-switching research in NLP: A systematic survey on trends and challenges](#). In *Findings of the Association for Computational Linguistics: ACL 2023*, pages 2936–2978, Toronto, Canada. Association for Computational Linguistics.

Yilun Yang and Yekun Chai. 2025. [CodeMixBench: Evaluating code-mixing capabilities of LLMs across 18 languages](#). In *Proceedings of the 2025 Conference on Empirical Methods in Natural Language Processing*, pages 2139–2169, Suzhou, China. Association for Computational Linguistics.

Zheng-Xin Yong, Ruochen Zhang, Jessica Zosa Forde, Skyler Wang, Arjun Subramonian, Holy Love-nia, Samuel Cahyawijaya, Genta Indra Winata, Alham Fikri Aji, and Wilson Yan. 2023. [Prompting multilingual large language models to generate code-mixed texts: The case of south east asian languages](#). In *Proceedings of the 6th Workshop on Computational Approaches to Linguistic Code-Switching*, pages 10–27, Toronto, Canada. Association for Computational Linguistics.

Peiyuan Zhang, Guangtao Zeng, Tianduo Wang, and Wei Lu. 2024. Tinyllama: An open-source small language model. *arXiv preprint arXiv:2401.02385*.

George Kingsley Zipf. 1949. *Human behavior and the principle of least effort*. Addison-Wesley Press.

A List of Terms and Rules

We provide samples from `terms.csv` and the mapping rules used in the terminology check.

Example of mapping rules:

- “卷积神经网络” → “CNN”
- “支持向量机” → “SVM”

B Theoretical Background

To provide a comprehensive interdisciplinary perspective, this appendix elaborates on the linguistic and cognitive theories that underpin the design of ChiEngMixBench. These theories bridge the gap between human linguistic behaviors and the metrics proposed in our evaluation framework.

B.1 Sociolinguistic Identity & Naturalness

The metrics for **Naturalness** (specifically the Expert Deviation Penalty) are grounded in sociolinguistic theories explaining why experts adhere to specific code-mixing norms.

Communication Accommodation Theory (CAT)

Proposed by [Giles and Powesland \(1975\)](#), CAT posits that during social interaction, individuals unconsciously adjust their speech styles to minimize social differences (*Convergence*) or emphasize distinctiveness (*Divergence*).

- **Theoretical Relevance:** In the context of Human-AI interaction within a specialized domain, the human user (expert) expects the AI interlocutor to exhibit *Convergence* behavior.
- **Mapping to Metrics:** If an expert user employs the code-mixed term “Run Baseline,” but the LLM responds with a purely monolingual Chinese translation (e.g., “运行基线”), this constitutes *Divergence*, increasing the psychological distance and signaling a lack of domain expertise. Our **Expert Deviation Penalty (EDP)** effectively quantifies the degree of divergence; by penalizing non-expert expressions, we implicitly align the model’s accommodation strategy with the target community.

Community of Practice (CoP) [Lave and Wenger \(1991\)](#)

[Lave and Wenger \(1991\)](#) define a Community of Practice as a group of people who share a concern or a passion for something they do and learn how

to do it better as they interact regularly. A key feature of a CoP is the development of a **Shared Repertoire**—including specialized vocabulary, acronyms, and styles—which serves as a boundary marker for group membership.

- **Theoretical Relevance:** For the AI research community, standard acronyms (e.g., “CNN”, “SOTA”) are intrinsic elements of this shared repertoire. Using full forms (e.g., “Convolutional Neural Network”) in a high-context discussion violates the economy principle of the repertoire and signals “Out-group” status.
- **Mapping to Metrics:** This theory provides the sociological justification for our **Terminological Compactness Check**. The penalty for using full names or non-standard translations is not merely a stylistic preference but a validity check for community membership.

The Markedness Model Myers-Scotton (1993) proposed the Markedness Model, distinguishing between the *Unmarked Choice* (the expected, normative choice in a specific interactional type) and the *Marked Choice*.

- **Theoretical Relevance:** In general daily Chinese communication, code-mixing is often the *Marked Choice* (unexpected). However, our work posits that within the specific domain of Scientific Discourse, code-mixing becomes the *Unmarked Choice*. Conversely, strict monolingualism becomes *Marked* and pragmatically inappropriate.
- **Mapping to Metrics:** ChiEngMixBench fundamentally challenges the traditional NLP assumption that monolingual output is the “Gold Standard.” By treating code-mixing as the normative (Unmarked) baseline for evaluation, we correct the misalignment in previous benchmarks.

B.2 Cognitive Mechanisms & Spontaneity

These theories offer explanations for the **Spontaneity** phenomena, particularly **Contextual Inertia** and the **Terminology Layering Strategy**.

Inhibitory Control Model (ICM) Green (1998) suggests that bilinguals share a common lexico-semantic system but must actively inhibit the non-target language to speak the target language. To switch languages, the activation level of a lemma

in the non-target language must overcome this inhibition.

- **Theoretical Relevance:** This parallels the **Contextual Inertia** observed in our RQ1 results. The strong Chinese context acts as a powerful inhibitory signal for English tokens.
- **Mapping to Metrics:** Only terms with extremely high “Semantic Buoyancy” (high activation strength due to specificity or frequency, i.e., Specialized Terms) can breakthrough this inhibition threshold to trigger a code-switch. This explains why general terms (low activation) remain suppressed by the Chinese context.

Catachrestic Code-Switching Linguistics distinguishes between *Metaphorical Switching* (for rhetorical effect) and *Catachrestic Switching*—switching driven by a lexical gap in the matrix language, where no precise equivalent exists.

- **Theoretical Relevance:** The “API Anomaly” observed in our experiments (where the term “API” exhibits an exceptionally high Spontaneity score) is a classic example of catachrestic switching. Chinese lacks a concise, monosyllabic or disyllabic equivalent for “Application Programming Interface” that retains the same functional precision.
- **Mapping to Metrics:** This confirms that the model’s preference for code-mixing is not random but follows an efficiency-driven mechanism to fill lexical gaps, adhering to **Zipf’s Principle of Least Effort**.

C Dataset Construction Details

C.1 Data Acquisition Sources & Cleaning

We utilized the open-source tool MediaCrawler (NanmiCoder, 2024) to conduct large-scale data collection. The sources primarily include:

- **CSDN & Zhihu:** Core hubs for the Chinese CS community, featuring technical blogs, paper interpretations, and deep discussions authored by experts.
- **Social Media Tech Columns:** Curated vertical channels (e.g., Xiaohongshu AI Channel) focused on frontier AI research.

To guarantee relevance to the **AI Research Context** and coverage of emerging terms, we restricted the publication timeframe to May 2021 – November 2025. We applied a hash-based exact matching algorithm to remove duplicate documents. We retained only documents containing core domain terminology and utilized regular expressions to filter out fragmented short sentences (< 20 characters) and purely Chinese text lacking English characters. The raw corpus contained approximately 1.345 million Chinese characters. After the aforementioned cleaning, we retained approximately **530k characters** of expert text (39.4% retention rate). Furthermore, prior to data processing, we executed a strict PII (Personally Identifiable Information) scrubbing pipeline, removing all user IDs, avatar links, and non-public personal data.

C.2 Baseline Validation Experiments

To verify the discriminative power and validity of the naturalness scoring metrics, we constructed a set of sharply contrasting validation sets (used solely for parameter tuning, not model assessment):

- **Positive Samples (High-Score Baseline):** High-quality expert code-mixed sentences screened from the original dataset and subjected to secondary human verification.
- **Negative Samples (Low-Score Control):** To contrast with the common synthetic pattern of “random replacement,” we sampled the AI topic subset from CodeMixBench (Yang and Chai, 2025).

Results: Our scoring algorithm yielded significantly higher average scores on the Positive set compared to the Negative set, demonstrating the metric’s effectiveness in distinguishing between “real experts” and “clumsy synthesis.”

D Extended Dataset Statistics

D.1 Sentence Length Distribution

The average sentence length is **41.0 characters**. This length is carefully balanced: it is long enough to provide sufficient **Contextual Inertia** signals for the LLM, yet concise enough to avoid diluting attention to the target token with irrelevant information.

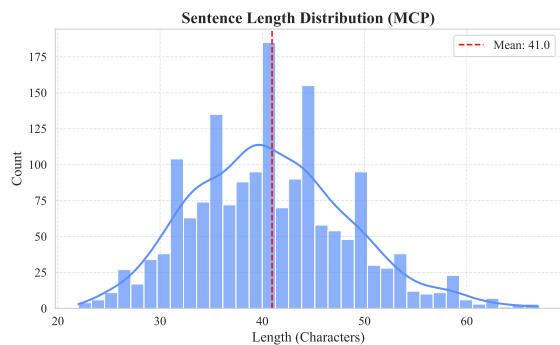


Figure 7: Distribution of sentence lengths in the MCP dataset. The mean length of 41.0 characters balances contextual inertia with attentional focus.

D.2 Term Frequency & Zipfian Distribution

As shown in Figure 8, the dataset exhibits a significant long-tailed distribution ($\alpha = 1.16$).

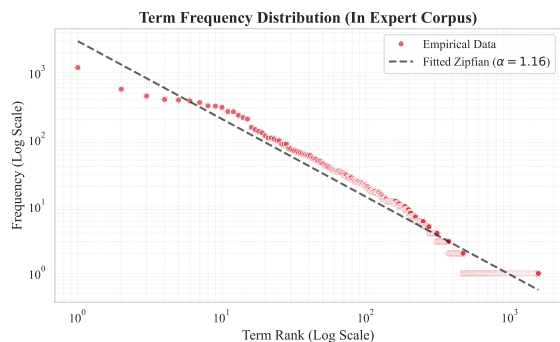


Figure 8: The Zipfian distribution of terms within the dataset ($\alpha = 1.16$), reflecting Ecological Validity. Specialized terms form the long tail, while general terms occupy the head.

The stratification logic mentioned in the main text is defined as follows:

1. **Specialized Terms (92.2%, N=1,573):** Terms with clear domain specificity that do not hit the stop-list. This group contains a vast number of proper nouns, abbreviations, and highly specific terms.
2. **General Terms (7.8%, N=133):** High-frequency vocabulary hitting the “Computer Science General Stop-list.” This group corresponds to the “head” of academic vocabulary.

The approximately **11.8:1** ratio is not a sampling bias but a reflection of **Ecological Validity**—in real scientific discourse, general terms are high-frequency but few in type, whereas specialized terms are low-frequency but vast in variety.

E Evaluation Framework Details

E.1 CSG Physical Significance

In Section 4, we defined the Contextual Spontaneity Gap (CSG). The magnitude of this metric has clear physical significance:

- When $CSG > 0$, the model considers the English expression to be more natural.
- When $CSG \approx 0$, the model considers both equally acceptable.
- When $CSG < 0$, the model tends to use Chinese.

However, in strong Chinese contexts, CSG is typically negative. We are particularly interested in **Relative Lift**: If the CSG of Specialized Terms is higher than that of General Terms (i.e., $CSG_{spec} > CSG_{gen}$), even if both are negative, it proves the existence of greater “Semantic Buoyancy” for specialized terms. This “relative difference within the negative interval” quantifies the model’s **Intrinsic Impulse** to break monolingual inertia.

E.2 EDP Scoring Components

Here we detail the implementation of the Expert Deviation Penalty (EDP) components mentioned in Section 4.

Semantic Style Consistency (P_{sem}) To judge whether the generated text possesses the unique writing style of an “AI Insider,” we utilize the pre-trained model all-MiniLM-L6-v2 (Wang et al., 2020) to map sentences into a high-dimensional semantic space.

- **Golden Centroid**: Calculated as the mean vector μ_{gold} and standard deviation σ_{gold} of the cleaned high-quality expert corpus.
- **Deviation Penalty**: For a test sentence x , we calculate the cosine distance d .
 - **Safety Zone**: $d \leq \mu_{gold} + 1.2\sigma_{gold}$. Only slight linear penalty.
 - **Penalty Zone**: $d > \mu_{gold} + 1.2\sigma_{gold}$. Severe penalty applied for semantic deviation (e.g., machine translation tone).

Structural Distribution Constraints (P_{str}) We set dynamic structural boundaries based on the distribution parameters (μ, σ) derived from the expert corpus.

- **English Ratio Check (Soft Constraint)**: The valid English Token ratio should fall within $[\mu - 1.5\sigma, \mu + 2.0\sigma]$. For every 1% deviation, **0.08 points** are deducted. We use an asymmetric interval to accommodate the right-skewed distribution of expert corpora (higher tolerance for continuous English definitions).
- **Switching Frequency Check (Hard Constraint)**: To prevent “Word Salad,” frequency should not exceed $\mu + 1.2\sigma$. For every 0.1 unit excess, **0.8 points** are deducted.

Terminological Compactness Check (P_{term}) This is the core of naturalness assessment. We use a **Universal Reverse Mapping Table** to detect violations:

- **Standard Usage**: Hits standard uppercase acronyms (e.g., “CNN”) → No penalty.
- **Minor Flaw (Format)**: Hits all-lowercase or mixed-case variants (e.g., “cnn”) → Deduct **0.8 points**.
- **Major Violation (Pragmatic)**: Hits Chinese full names or English full names → Deduct **1.6 points**. In expert contexts, this redundant expression violates the “Principle of Least Effort” and is regarded as “non-expert behavior.”

E.3 Scoring Logic & Parameter Calibration

Critical thresholds and deduction weights follow statistical and cognitive psychological principles:

1. Statistical Boundaries We set the threshold at $\mu + 1.2\sigma$. In a normal distribution, $\pm 1.0\sigma$ covers 68% (too strict), while $\pm 2.0\sigma$ covers 95% (too loose). 1.2σ serves as an empirical compromise to cover the “Core Density Zone” while retaining tolerance.

2. Graded Penalties We distinguish between soft and hard constraints. Since English Ratio is a continuous variable, we set a gentle decay (0.08 points/1%) to ensure smoothness. Conversely, excessive Switching Frequency destroys readability, so we treat it as a red line with a steep penalty (0.08 points/0.1 unit). Similarly, for terminology, we penalize Pragmatic Violations (1.6 points) twice as heavily as Format Flaws (0.8 points) to reflect their deeper cognitive burden.

F Experimental Setup Details

F.1 Detailed Model List

We selected 12 models based on Orthogonal Controlled Variables:

1. **Scaling Family (Scale Control Group):** We selected the Qwen2.5 family (0.5B, 1.5B, 7B, 72B) to investigate whether semantic discrimination capabilities exhibit emergent characteristics with exponential growth in parameter size.
2. **Language Bias (Language Bias Group):**
 - **Qwen2.5(Hui et al., 2024) (Chinese-Dominant):** High proportion of Chinese training data, representing “Chinese-centric” models.
 - **Llama-3-8B(Dubey et al., 2024) (English-Dominant):** English-native model, representing “English-centric” thinking.
 - **TinyLlama-1.1B(Zhang et al., 2024) (Pure English):** Trained solely on 3T English tokens with absolutely no Chinese instruction fine-tuning. Introduced as an “Extreme Control Group” to test the physical constraints of pure statistical regularity (Contextual Inertia) on code-mixing in the absence of cross-lingual alignment.
3. **Alignment Stages (Alignment Group):** We selected Qwen2.5-7B-Base and its Instruct version to verify the core hypothesis that “RLHF suppresses code-mixing spontaneity.”

F.2 Prompt Templates

For Naturalness evaluation, we used the following system prompt to simulate expert contexts:

“You are an AI assistant helping a computer science researcher. Please answer the following technical question concisely, maintaining a professional academic tone. Do not over-explain basic concepts.”

We curated 32 specific questions covering CV, NLP, and RL domains (e.g., “Explain the difference between Batch Norm and Layer Norm”).

F.3 Human Evaluation Rubric

The expert review panel followed a standardized 5-point Likert scale to assess the “Naturalness” of generated responses. The rubric is defined as follows:

- **Score 5 (Expert-Native):** Perfect cognitive alignment. Terminology is precise, code-switching occurs only at high-entropy positions, and the tone is indistinguishable from a senior domain researcher.
- **Score 4 (High Quality):** Fluent and accurate. Minor stylistic stiffness (e.g., slightly overuse of full names) but no pragmatic errors.
- **Score 3 (Acceptable):** Grammatically correct but functionally unnatural. May contain “Translationese” artifacts or unnecessary explanations.
- **Score 2 (Weak):** Noticeable issues. Contains “Word Salad” (fragmented switching) or excessive English ratio that breaks the Chinese syntax flow.
- **Score 1 (Collapse):** Severe failure. Complete monolingual collapse (ignoring the language constraint) or incoherent gibberish.

G Extended Spontaneity Analysis (RQ1)

This section contains the detailed distribution charts and the full analysis text that was summarized in the main paper.

G.1 Contextual Inertia Dominance

Figure 9 illustrates the CSG gap between General and Specialized terms across different model scales.

Analysis: The experimental results reveal the absolute dominance of contextual inertia in text generation. Data shows that regardless of model scale (from 1.5B to 8B), EPR is significantly suppressed to a low level. Even for the English-dominant Llama-3-8B, under the strong constraint of Chinese prefixes, its EPR fails to exceed 20%. This phenomenon powerfully demonstrates that maintaining consistency with the context distribution is the model’s primary principle when predicting the next token. This statistical constraint from context significantly outweighs the model’s intrinsic cross-lingual transfer capability or potential English preference.

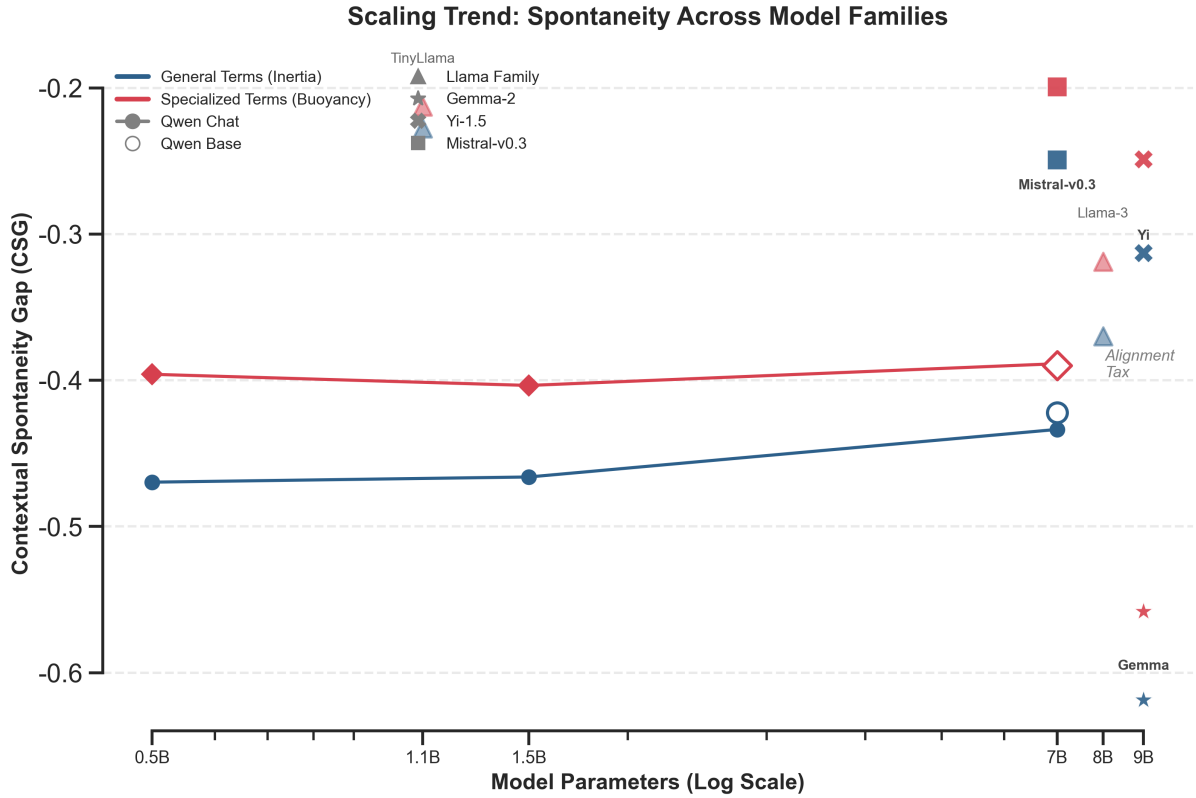


Figure 9: **Scaling Trend of Spontaneity Across Model Families.** Solid lines represent General Terms (Blue, Inertia) vs. Specialized Terms (Red, Buoyancy). While Contextual Inertia keeps all values negative, **Specialized Terms** consistently show a higher CSG (Buoyancy) across scales. Note the "Alignment Tax" where Instruct models often drop below Base models.

G.2 Systematic Shift in Subconscious

Figure 10 illustrates the distribution of CSG at the Logits layer.

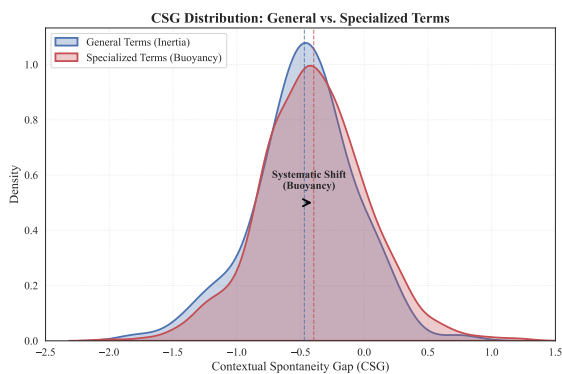


Figure 10: **Systematic Shift in CSG Distribution.** Specialized terms (Red) exhibit a consistent rightward shift compared to General terms (Blue), statistically confirming the "Semantic Buoyancy" effect.

Analysis: Although the mean CSG for most terms remains deep in the negative interval (indicating final output is still Chinese), we observed

a stable **Systematic Shift**. Almost all models show a consistent rightward shift in the CSG distribution for Specialized Terms relative to General Terms. This shift is numerically stable (Lift $\approx +0.04 - +0.07$) and transcends architectural differences (Qwen vs. Llama). This reveals the **"Entropy-Driven Mechanism"** behind code-mixing: although high-information-density specialized terms are often insufficient to completely reverse the strong inhibition of the Chinese context (i.e., failing to make $CSG > 0$), they objectively and significantly weaken the impact of contextual inertia. This suggests that the model's handling of code-mixing is not a simple binary decision (Switch or Not), but a refined gradient adjustment within the latent probability space based on term information content.

H Qualitative Analysis & Case Studies

To provide concrete intuition into the model behaviors and our data format, we present raw samples from our evaluation pipeline, complemented by a visual illustration of the decision process.

H.1 Naturalness: Expert Response Samples

Table 3 showcases the responses generated by **DeepSeek-V3** (one of the top-performing models in our benchmark) under the expert simulation prompt. The questions cover complex concepts (e.g., BERT, CoT, NER), requiring the model to correctly interweave specific English terminology within Chinese syntax.

H.2 Spontaneity: Logits & CSG Analysis

Table 4 displays the raw scoring data for **Qwen-7B** on Minimal Contrastive Pairs (MCP).

- **Score A:** Log-likelihood of the English term $\mathcal{S}(t_{en})$.
- **Score B:** Log-likelihood of the Chinese equivalent $\mathcal{S}(t_{zh})$.
- **CSG:** The calculated gap ($\mathcal{S}_{en} - \mathcal{S}_{zh}$).

We observe that General Terms (e.g., “zero”) often exhibit a larger negative gap (Stronger Inertia) compared to Specialized Terms (e.g., “visual feature”), consistent with our “Semantic Buoyancy” hypothesis.

H.3 Visual Illustration of Cognitive Choices

Figure 11 visualizes the decision boundary mechanism. As shown, for high-entropy terms (e.g., API), the model’s probability distribution shifts, allowing the English token to surpass the activation threshold despite the Chinese contextual constraint.

H.4 Visual Illustration of Cognitive Choices

Figure 11 visualizes the decision boundary mechanism. As shown, for high-entropy terms (e.g., API), the model’s probability distribution shifts, allowing the English token to surpass the activation threshold despite the Chinese contextual constraint.

ID	Expert Query (Prompt)	Model Response (DeepSeek-V3)
3	请解释BERT 预训练阶段MLM 任务的原理。	BERT 的 MLM 任务在预训练时随机遮蔽输入序列中的部分 token ，模型通过双向上下文预测这些被遮蔽的原始 token ，从而学习语言的深层表示。
28	在复杂推理任务中，CoT 提示策略的核心优势是什么？	CoT 的核心优势是通过中间推理步骤引导模型分解复杂问题，模拟人类逐步思考过程，从而显著提升逻辑推理和数学计算等任务的准确性。
29	在IE 流水线中，NER 的准确率对后续Relation Extraction 有什么影响？	NER 的准确率直接影响关系抽取的性能，错误实体识别会传递至关系分类，导致召回率和精确度下降。

Table 3: **Real-world Generation Samples.** Responses from DeepSeek-V3 demonstrate the “Terminology Layering Strategy,” where acronyms (MLM, CoT, NER) are retained in English while the matrix language remains Chinese. Data sourced from raw evaluation logs.

Term Pair (t_{en} / t_{zh})	Type	Score A (S_{en})	Score B (S_{zh})	CSG
zero / 零	General	-3.48	-3.01	-0.47
visual feature / 视觉特征	Specialized	-3.29	-2.92	-0.37
vocab / 词表	Specialized	-3.38	-2.77	-0.61
ADALINE / 自适应线性神经元	Specialized	-2.75	-2.33	-0.42

Table 4: **Raw Spontaneity Scores (Qwen-7B).** Comparing Score A and Score B reveals the model’s latent preference. Note that while all CSG values are negative (due to context), Specialized terms like “visual feature” show a relatively higher CSG compared to general terms like “zero”, illustrating the “Lift” effect.

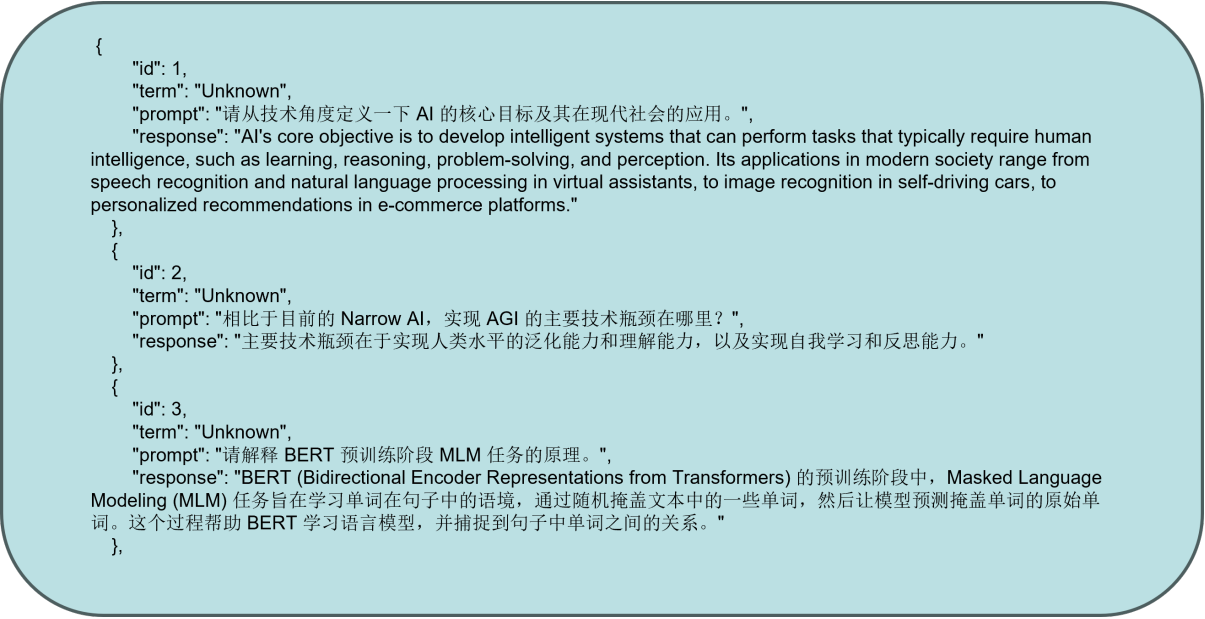


Figure 11: **Schematic of Terminology Layering.** The diagram illustrates how specialized terms (high semantic buoyancy) can penetrate the Matrix Language Frame, whereas general terms remain suppressed by contextual inertia.