

Magnon equilibrium spin current in collinear antiferromagnets

Vladimir A. Zyuzin¹

¹*L.D. Landau Institute for Theoretical Physics, 142432, Chernogolovka, Russia*

We theoretically predict that Dzyaloshinskii-Moriya interaction can induce magnon equilibrium spin current in collinear antiferromagnets. Such a current, being a response to the effective magnon vector potential, can be considered as magnon analog of the superconducting supercurrent or the persistent current. Large amplitude of the predicted effect may compensate for the smallness of the Dzyaloshinskii-Moriya interaction, making the equilibrium spin currents to be experimentally observed. We suggest that external electric field can play the role of effective flux magnons interact with and propose an experiment based on the interference of magnons in the ring geometry as a verification of the concept.

Transport properties of magnons in collinear antiferromagnets has been the subject of research in the past decade [1–6]. Magnons are neutral quasiparticles, they can transport either spin or heat as a response to the applied temperature gradient. Theory of the magnon spin Nernst effect and thermal Hall effect in collinear antiferromagnets as a response to the temperature gradient has been developed in [2, 3, 6]. These are the dissipationless response and are characterized by the Berry curvature of magnons in the Brillouin zone. Dissipative anisotropic magnon spin currents in collinear antiferromagnets due to the spin splitting have been recently theoretically predicted [4] and experimentally confirmed [5, 7]. Such a spin splitting in most experimental systems occurs in subclasses of collinear and compensated antiferromagnets belonging to the symmetry classes of weak ferromagnets and ferrimagnets [8–16]. Dissipative anisotropic magnon spin currents [4] resemble the magnon spin Nernst effect [3]. Indeed, finite magnon spin currents in both effects flow in the directions transverse to the external temperature gradient. However, in the magnon spin Nernst effect [3] a transverse magnon spin current of equal amplitude always exists regardless of the direction of the temperature gradient, while in the anisotropic magnon spin currents [4], the magnon spin current vanishes for specific directions of the temperature gradient. Finite magnon thermal Hall in collinear and compensated antiferromagnets [2] can exist only in types of antiferromagnets belonging to the symmetry classes of weak ferromagnets and ferrimagnets [6].

In this paper we theoretically discuss magnon equilibrium spin currents that can exist in collinear antiferromagnets. Known examples of the equilibrium currents in fermion systems is the supercurrent in superconductors [18, 19], persistent currents in magnetic field in metallic rings [20, 21], and various equilibrium spin currents due to the spin-orbit coupling [22–25]. If the supercurrents in superconductors and persistent currents are well understood both experimentally and theoretically, the equilibrium spin currents in fermion systems is mostly an academic exercise [22–25]. Here we suggest that magnons in collinear antiferromagnets have the potential for the ex-

perimental observation of the equilibrium spin currents. We show that certain Dzyaloshinskii-Moriya interaction [9, 10] can play the role of static effective vector potential for the magnons. Finite magnon equilibrium spin currents as a response to Dzyaloshinskii-Moriya interaction are thus expected. We then show that the Dzyaloshinskii-Moriya interaction can be controlled via the external electric field. This allows us to propose an Aharonov-Casher interference experiment in the ring geometry in order to indirectly verify the existence of the magnon equilibrium spin currents in collinear antiferromagnets.

The antiferromagnetic system under study is shown in Fig. (1). The honeycomb-like lattice is chosen because it allows to demonstrate essential physics without any complications [6]. In principle, a square lattice could have also been used in our analysis. The spins $\mathbf{S}_1 = +\mathbf{S}$ and $\mathbf{S}_2 = -\mathbf{S}$ are located at the red and blue sites correspondingly. For simplicity of the arguments we assume only the first nearest neighbor exchange interaction $J > 0$ between localized spins. The green atom is non-magnetic and its role is to result in the Dzyaloshinskii-Moriya interaction between nearest-neighbor localized spins. Overall Heisenberg exchange and Dzyaloshinskii-Moriya interaction between nearest-neighbor localized spins is

$$H = J \sum_{\langle ij \rangle} [\cos(\theta_{ij}) (S_i^x S_j^x + S_i^y S_j^y) + S_i^z S_j^z] + J \sum_{\langle ij \rangle} \nu_{ij} \sin(\theta_{ij}) [\mathbf{S}_i \times \mathbf{S}_j]_z, \quad (1)$$

where θ is the parameter defining the Dzyaloshinskii-Moriya interaction. For example, $\theta_{ij} = \theta$ for the links with arrows in Fig. (1) and $\theta_{ij} = 0$ without, and $\nu_{ij} = \pm 1$ in accord with the arrows and signs on the links in Fig. (1). We observe that the Néel order is favorable in z -direction. It is worth emphasizing the origin of θ . In Refs. [6, 10, 17, 30] it was shown that if one considers a Hubbard model with spin-orbit coupling at half-filling, and integrates out the charge degrees of freedom, one will be left with the Heisenberg exchange and Dzyaloshinskii-Moriya interactions exactly in the form of Eq. (1). Parameter θ is defined by the nearest-neighbor fermion tunneling matrix elements t and spin-orbit cou-

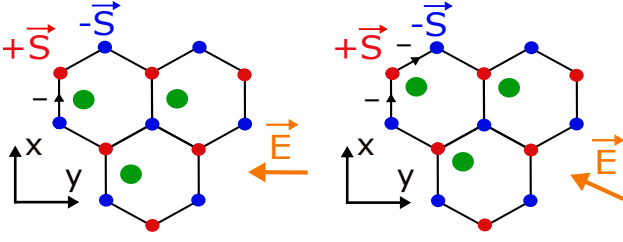


FIG. 1: Two collinear antiferromagnets on the honeycomb-like lattice. On the left is the genuine mirror-symmetric antiferromagnet while on the right is a ferrimagnet. Red and blue sites correspond to the Néel order with $\pm \mathbf{S}$ spins. The green atom is non-magnetic and its role is to create a Dzyaloshinskii-Moriya interaction on the links depicted here by the arrows. The \pm signs correspond to the $\nu_{ij} = \pm$ in Eq. (1). If the charges on the red/blue and green sites are of opposite signs, the external electric field \mathbf{E} can tune the position of the green atom in the unit cell.

pling λ as $\cos(\theta) = 2 \arctan(\lambda/t)$. Heisenberg exchange interaction J is affected by the spin-orbit coupling as $J = 4(t^2 + \lambda^2)/U$, where U is the on-site Hubbard repulsive interaction. Conventional Dzyaloshinskii-Moriya interaction constant is $D = J \sin(\theta)$.

We wish to study magnons that are fluctuations about the antiferromagnetic order. We use Holstein-Primakoff transformation from spins to boson operators (for example, see [27–29]). For R (red) sublattice spin operators are $S_R^+ = S_R^x + iS_R^y = \sqrt{2S - a^\dagger a}a$, $S_R^- = a^\dagger \sqrt{2S - a^\dagger a}$ and $S_R^z = S - a^\dagger a$, where a^\dagger and a are boson operators. For the B (blue) sublattice the spin operators are defined slightly differently, $S_B^+ = -S_B^x + iS_B^y = \sqrt{2S - b^\dagger b}b^\dagger$, $S_B^- = b\sqrt{2S - b^\dagger b}$ and $S_B^z = -S + b^\dagger b$, where b^\dagger and b are boson operators. Fourier image of the Hamiltonian of magnons written in the basis $\hat{\Psi}_{\mathbf{k}}^\dagger = (a_{\mathbf{k}}^\dagger, b_{\mathbf{k}}^\dagger, a_{-\mathbf{k}}, b_{-\mathbf{k}})$ is

$$\hat{H}_{\mathbf{k}} = SJ \begin{bmatrix} 3 & 0 & 0 & -\gamma_{\mathbf{k}} \\ 0 & 3 & -\gamma_{-\mathbf{k}} & 0 \\ 0 & -\gamma_{-\mathbf{k}}^* & 3 & 0 \\ -\gamma_{\mathbf{k}}^* & 0 & 0 & 3 \end{bmatrix}. \quad (2)$$

The Hamiltonian splits into two blocks described by $\hat{\Psi}_{\mathbf{k};I}^\dagger = (a_{\mathbf{k}}^\dagger, b_{-\mathbf{k}})$ and $\hat{\Psi}_{\mathbf{k};II}^\dagger = (b_{\mathbf{k}}^\dagger, a_{-\mathbf{k}})$ corresponding to two branches of the magnon modes [27–29]. The eigenvalue equation $\hat{H}_{\mathbf{k}}\Psi_{\mathbf{k}} = \hat{\sigma}_3 \hat{E}_{\mathbf{k}} \Psi_{\mathbf{k}}$ gives

$$\hat{\sigma}_3 \hat{E}_{\mathbf{k}} = \text{diag} [\epsilon_{\mathbf{k};+}^{(I)}, \epsilon_{\mathbf{k};+}^{(II)}, \epsilon_{\mathbf{k};-}^{(II)}, \epsilon_{\mathbf{k};-}^{(I)}], \quad (3)$$

where $\hat{\sigma}_3 = \text{diag}[1, 1, -1, -1]$ in the basis of the Hamiltonian Eq. (2) (also see [31]).

$$\epsilon_{\mathbf{k};\pm}^{(I)} = \epsilon_{\mathbf{k};\pm}^{(II)} = \pm SJ \sqrt{9 - |\gamma_{\mathbf{k}}|^2}, \quad (4)$$

corresponding to two branches of antiferromagnetic magnons [27–29] with different spin polarization. Spinors

are

$$\Psi_{\mathbf{k};I;+} = \begin{bmatrix} \cosh\left(\frac{\xi_{\mathbf{k}}}{2}\right) e^{i\chi_{\mathbf{k}}} \\ \sinh\left(\frac{\xi_{\mathbf{k}}}{2}\right) \end{bmatrix}, \Psi_{\mathbf{k};I;-} = \begin{bmatrix} \sinh\left(\frac{\xi_{\mathbf{k}}}{2}\right) e^{i\chi_{\mathbf{k}}} \\ \cosh\left(\frac{\xi_{\mathbf{k}}}{2}\right) \end{bmatrix},$$

and $\Psi_{\mathbf{k};II;\pm} = \Psi_{-\mathbf{k};I;\pm}$. The spinors satisfy normalization $\Psi_{\mathbf{k};I;\pm}^\dagger \hat{\sigma}_z \Psi_{\mathbf{k};I;\pm} = \hat{\sigma}_z$ and orthogonality $\Psi_{\mathbf{k};I;\pm}^\dagger \hat{\sigma}_z \Psi_{\mathbf{k};I;\mp} = 0$ conditions. The spin density is introduced as

$$\hat{S} = \begin{bmatrix} \hat{\tau}_3 & 0 \\ 0 & \hat{\tau}_3 \end{bmatrix} \equiv \hat{\sigma}_0 \hat{\tau}_3. \quad (5)$$

It can be checked that $\hat{S} \hat{\sigma}_3 \hat{H} - \hat{H} \hat{\sigma}_3 \hat{S} = 0$, therefore the spin operator is conserved in the system. The spin operator projected onto the I/II blocks is

$$\hat{S}_{I/II} = \pm \begin{bmatrix} 1 & 0 \\ 0 & -1 \end{bmatrix}, \quad (6)$$

therefore, $\Psi_{\mathbf{k};I;\pm}^\dagger \hat{S}_I \Psi_{\mathbf{k};I;\pm} = \pm 1$ and $\Psi_{\mathbf{k};II;\pm}^\dagger \hat{S}_{II} \Psi_{\mathbf{k};II;\pm} = \mp 1$ correspond to opposite spins. Magnon spin current corresponding to the magnon spin density operator is obtained from the continuity equation, and reads as

$$\mathbf{J}^s(\mathbf{r}) = \Psi^\dagger(\mathbf{r}) \hat{S} \hat{\sigma}_3 \hat{\mathbf{v}} \Psi(\mathbf{r}), \quad (7)$$

where velocity operator is defined as $\hat{\mathbf{v}} = i[\hat{H}, \mathbf{r}]$, where \mathbf{r} is the position operator. Since we are interested in magnon equilibrium spin current, it is enough to pick diagonal part of the matrix element of the velocity operator. The off-diagonal parts are responsible for the magnon spin Nernst effect (see [3] for details) and are traced to zero in the expression for the current in the equilibrium. In order to obtain total spin current, one has to estimate the current on the ground state of the system and integrate over the volume of the system, i.e. $\mathbf{j}^s = \int_{\mathbf{r}} \langle \mathbf{J}^s(\mathbf{r}) \rangle$. The Hilbert space of magnons is defined by the momentum \mathbf{k} . The total spin current is then derived

$$j_{\alpha}^s = \frac{1}{V} \sum_{\mathbf{k};n} (\hat{\sigma}_3 \hat{\tau}_3)_{nn} (\partial_{\alpha} \hat{\sigma}_3 \hat{E}_{\mathbf{k}})_{nn} g[(\hat{\sigma}_3 \hat{E}_{\mathbf{k}})_{nn}], \quad (8)$$

where $g(z) = (e^{z/T} - 1)^{-1}$ is the Bose-Einstein distribution function, and T is the temperature. Pauli matrices $\hat{\sigma}$ and $\hat{\tau}$ act on different spaces, and the index n in, for example, $(\hat{\sigma}_3 \hat{\tau}_3)_{nn}$ stands for the elements of the $\hat{\sigma}_3 \otimes \hat{\tau}_3$ matrix. We use $g(z) + 1 = -g(-z)$ identity in obtaining the expression for the magnon equilibrium spin current,

$$j_{\alpha}^s = \int_{\text{BZ}} \frac{d\mathbf{k}}{(2\pi)^2} \left(\partial_{\alpha} \epsilon_{\mathbf{k};+}^{(I)} \right) \coth \left(\frac{\epsilon_{\mathbf{k};+}^{(I)}}{2T} \right) - (I \rightarrow II), \quad (9)$$

where integration is over the Brillouin zone (BZ). If $\gamma_{\mathbf{k}} = \gamma_{-\mathbf{k}}$ then the equilibrium magnon spin current is zero. It is known that DMI can play the role of effective vector

potential for magnons and it will make needed $\gamma_{\mathbf{k}} \neq \gamma_{-\mathbf{k}}$ inequality. Let us show that spin currents in equilibrium are indeed non-zero by the virtue of the DMI.

For the mirror-symmetric genuine antiferromagnet we have the following nearest neighbor exchange interaction,

$$\gamma_{\mathbf{k}} = e^{\frac{i k_x}{2\sqrt{3}}} \left[2 \cos\left(\frac{k_y}{2}\right) + e^{-i\left(\frac{\sqrt{3}}{2}k_x - \theta\right)} \right]. \quad (10)$$

We observe that certain parts of the dispersion have a momentum shifted by the Dzyaloshinskii-Moriya interaction θ . The spin split spectrum of the two magnon modes are plotted in the left of Fig. (2). The equilibrium magnon spin current is then $\mathbf{j}^s = j_x^s \mathbf{e}_x$. We plot the magnon equilibrium spin current as a function of temperature in the right of Fig. (2). Similar in structure magnon equilibrium spin currents will occur in the ferrimagnet phase as well. The ferrimagnet is shown in the right of Fig. (1). Nearest neighbor exchange interaction for the ferrimagnet phase reads as

$$\gamma_{\mathbf{k}} = 2e^{\frac{i}{2}\left(\frac{k_x}{\sqrt{3}} - \theta\right)} \cos\left(\frac{k_y}{2} - \frac{\theta}{2}\right) + e^{-i\left(\frac{k_x}{\sqrt{3}} - \theta\right)}. \quad (11)$$

The magnon equilibrium spin current in the ferrimagnetic phase is then $\mathbf{j}^s = j_x^s \mathbf{e}_x + j_y^s \mathbf{e}_y$. We plot both components of the current as a function of temperature in Fig. (3). We point out that the current in all of the plots is roughly linear in θ at zero temperature and becomes non-linear at temperatures $T \approx SJ$. In addition, the current is almost temperature independent at $T < SJ$. We note that SJ parameter may be large in antiferromagnets. Thus, the equilibrium magnon spin current can be experimentally relevant. We can imagine a situation when the green and red/blue atoms are oppositely charged. The total charge over the unit cell is zero, but there is a possibility of the finite dipole moment. When the green atom is at the center of the hexagon, the Dzyaloshinskii-Moriya interaction θ on the links is absent. By applying external electric field \mathbf{E} , one can tune the position of the green atom as, for example, shown in the Fig. (1). It is evident that the magnon equilibrium spin current is always perpendicular to the external electric field \mathbf{E} . Hence, the electric field plays the role of the effective magnetic field the magnons interact with. An example of such a field is shown in the left of Fig. (4).

We propose an interference experiment schematically shown in Fig. (4) that should indirectly prove the existence of the magnon equilibrium spin current. There the blue square stands for a source and a sink of the spin polarized magnons. Then, equally spin-polarized magnons propagating in the different shoulders of the ring (shown by blue arrows) will acquire different phases $\propto e^{\pm i\pi\theta R/a}$, where R is the radius of the ring and a is the distance between neighbor lattice sites and θ is the Dzyaloshinskii-Moriya dimensionless parameter. Therefore, their interference at the sink will result in $\cos(2\pi\theta R/a)$ oscillation

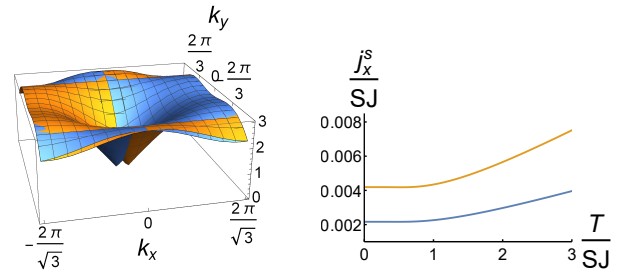


FIG. 2: Left: Spectrum of magnons for $\theta = 0.2$ of the genuine mirror-symmetric antiferromagnet. The plot emphasizes the spin-momentum splitting of magnons at the Γ point. Similar spin-momentum splitting of the magnon modes occurs for any position of the green atom in the unit cell. Right: Magnon equilibrium spin current in the genuine mirror-symmetric antiferromagnet plotted as a function of temperature for blue $\theta = -0.2$ and yellow $\theta = -0.4$. Parameter SJ can be of the order of 1eV in antiferromagnets.

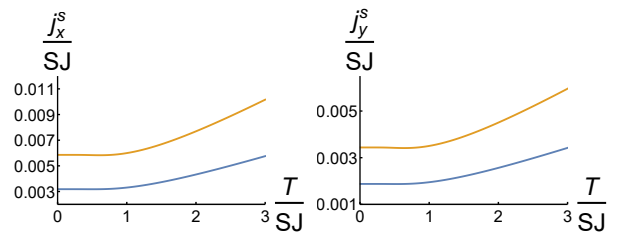


FIG. 3: Magnon equilibrium spin currents, j_x^s and j_y^s plotted as a function of temperature in the ferrimagnet phase for blue $\theta = -0.2$ and yellow $\theta = -0.4$.

of the amplitude of the wave-function of the propagated magnons. This is essentially the Aharonov-Casher effect [26] for magnons.

We speculate that the magnon equilibrium spin current can be experimentally observed as a proximity induced spin density through the inverse spin Hall effect in a metal with strong spin-orbit coupling placed adjacently to the insulating antiferromagnet. Just make an insulating antiferromagnet-metal heterostructure and try to observe an excess of spin density in the vicinity of the interface in the metallic side. In addition, changing the direction of the external electric field applied to the antiferromagnet in accord with Fig. (1), would cause gradual changes in the induced spin density. Furthermore, it is interesting to explore the possibility of a reduction of the electric field and equivalently of the parameter θ as a result of the magnon equilibrium spin current. This would be the analog of the magnetic field suppression in the bulk of the superconductor of the first type.

We note that magnons in insulating ferromagnets will also show predicted here magnon equilibrium spin current due to the Dzyaloshinskii-Moriya interaction. However, temperature dependence of the currents is expected to start from zero at zero temperature and have a similar dependence as the ones shown in the right of Fig. (2) and

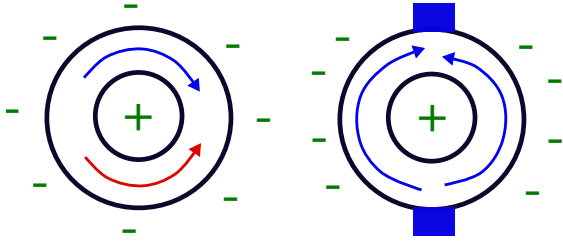


FIG. 4: Ring geometry. Static electric field (between + and -) creates a flux the magnons interact with. Left: there is a magnon equilibrium spin current as a result of the flux in the ring. Opposite spins denoted by red and blue propagate in opposite directions. Right: interference experiment. Blue rectangles are sources and sinks of the magnon spin polarized currents. Variation of the electric field would produce oscillations $\propto \cos(2\pi\theta R/a)$ in the interference of equal spin magnons propagated in the different sides of the ring. Here R is the radius of the ring and a is the distance between neighbor lattice sites. Recall that DMI parameter θ is dimensionless and is linear in the electric field.

Fig. (3). This is because $\coth(z/2T)$ in the expression for the magnon equilibrium spin current in collinear antiferromagnets Eq. (9) in case of ferromagnetic magnons will be replaced by the Bose-Einstein distribution function $g(z)$.

To conclude, we have studied magnon equilibrium spin currents in collinear antiferromagnets flowing due to the Dzyaloshinskii-Moriya interaction [9, 10]. We have proposed an interference experiment to explore these currents through the Aharonov-Casher effect [26].

The author is grateful to Pirinem School of Theoretical Physics for hospitality. This work is supported by FFWR-2024-0016.

[1] V. Baltz, A. Manchon, M. Tsoi, T. Moriyama, T. Ono, and Y. Tserkovnyak, *Rev. Mod. Phys.* **90**, 015005 (2018).
[2] R. Matsumoto, R. Shindou, and S. Murakami, *Phys. Rev. B* **89**, 054420 (2014). *Thermal Hall effect of magnons in magnets with dipolar interaction.*
[3] V.A. Zyuzin and A.A. Kovalev, *Phys. Rev. Lett.* **117**, 217203 (2016). *Magnon spin Nernst effect in antiferromagnets.*
[4] M. Naka, S. Hayami, H. Kusunose, Y. Yanagi, Y. Motome, and H. Seo, *Nature Communications* **110**, 4305 (2019). *Spin current generation in organic antiferromagnets.*
[5] Y. Yang, D. Wang, B. Yang, P. Wang, Y. Mu, Y. Tian, B. Zheng, W. Qin, K. Wang, B. Huang, B. Wang, X. Wan, and D. Wu, *Phys. Rev. Lett.* **136**, 026701 (2026). *Altermagnet-Driven Magnon Spin Splitting Nernst Effect.*
[6] V.A. Zyuzin, arXiv:2505.22317 *Magnon thermal Hall effect in collinear antiferromagnets.*
[7] Altermagnets belong to the symmetry class of weak ferromagnets. It is not a coincidence that LuFeO_3 in [5] is

a weak ferromagnet.
[8] A. S. Borovik-Romanov and M. P. Orlova, *Soviet Phys. JETP* **4**, 531 (1957). *Magnetic properties of cobalt and manganese carbonates.*
[9] I.E. Dzyaloshinskii, *Journal of Physics and Chemistry of Solids.* **4**, 241 (1958). *A thermodynamic theory of "weak" ferromagnetism of antiferromagnetics.*
[10] T. Moriya, *Phys. Rev. Lett.* **120**, 91 (1960). *Anisotropic Superexchange Interaction and Weak Ferromagnetism.*
[11] E.A. Turov *Physical Properties Of Magnetically Ordered Crystals*, Academic Press, New York and London (1965).
[12] S.V. Vonsovskii and E.A. Turov, *Dynamic and kinetic properties of magnets*, Nauka, Moscow (1986).
[13] E.A. Turov *Kinetic, optic, and acoustic properties of antiferromagnets*, Sverdlovsk, USSR (1990) (in Russian).
[14] N.F. Kharchenko, A.V. Bibik and V.V. Eremenko, *Pis'ma v ZhETF* **42**, 447, (1985). *Quadratic magnetic rotation of the polarization plane of light in the antiferromagnet CoF_2 .*
[15] V.V. Eremenko and N.F. Kharchenko, *Physics Reports* **155**, 379, (1987). *Magneto-optics of antiferromagnets.*
[16] E.A. Turov and V.G. Shavrov, *Sov. Phys. JETP* **16**, 1606 (1963). *On some galvano- and thermomagnetic effects in antiferromagnets.*
[17] L. Shekhtman, O. Entin-Wohlman, and A. Aharony, *Phys. Rev. Lett.* **69**, 836 (1992). *Moriya s Anisotropic Superexchange Interaction, Frustration, and Dzyaloshinskii's Weak Ferromagnetism.*
[18] H. Kamerlingh Onnes, *Koninkl. Ned. Akad. Wetenschap., Proc.* **23**, 12, 278 (1914).
[19] J. File and R. G. Mills, *Phys. Rev. Lett.* **10**, 93, (1963). *Observation of Persistent Current in a Superconducting Solenoid.*
[20] L. P. Lévy, G. Dolan, J. Dunsmuir, and H. Bouchiat, *Phys. Rev. Lett.* **64**, 2074 (1990). *Magnetization of mesoscopic copper rings: Evidence for persistent currents.*
[21] H. Bluhm, N. Koshnick, J. Bert, M. Huber, K. Moler, *Phys. Rev. Lett.* **102**, 136802 (2009). *Persistent Currents in Normal Metal Rings.*
[22] E. I. Rashba, *Phys. Rev. B* **68**, 241315(R) (2003). *Spin currents in thermodynamic equilibrium: The challenge of discerning transport currents.*
[23] E.B. Sonin, *Phys. Rev. B* **76**, 033306 (2007). *Equilibrium spin currents in the Rashba medium*
[24] I. Tokatly, *Phys. Rev. Lett.* **101**, 106601 (2008). *Equilibrium spin currents: Non-Abelian gauge invariance and color diamagnetism in condensed matter.*
[25] E.B. Sonin, *Advances in Physics*, **59**, 181 (2010). *Spin currents and spin superfluidity.*
[26] Y. Aharonov and A. Casher, *Phys. Rev. Lett.* **53**, 319 (1984). *Topological Quantum Effects for Neutral Particles.*
[27] A.I. Akhiezer, V.G. Bar'yakhtar, and S.V. Peletminskii, *Spin Waves* (Nauka, Moscow, in Russian, 1967).
[28] A. Auerbach, *Interacting Electrons and Quantum Magnetism* (Springer, New York, 1994).
[29] S.M. Rezende, *Fundamentals of magnonics* (Springer, 2020).
[30] V.A. Zyuzin and G.A. Fiete, *Phys. Rev. B* **85**, 104417 (2012). *Spatially anisotropic kagome antiferromagnet with Dzyaloshinskii-Moriya interaction.*
[31] Notation $\sigma_3 \epsilon_{\mathbf{k}}$ used in Ref. [3] is equivalent to $\hat{\sigma}_3 \hat{E}_{\mathbf{k}}$ used in the present paper.