

Probably Approximately Correct Maximum A Posteriori Inference

Matthew Shorvon¹, Frederik Mallmann-Trenn¹, David S. Watson¹

¹Department of Informatics, King’s College London

{matthew.shorvon, frederik.mallmann-trenn, david.watson}@kcl.ac.uk

Abstract

Computing the conditional mode of a distribution, better known as the *maximum a posteriori* (MAP) assignment, is a fundamental task in probabilistic inference. However, MAP estimation is generally intractable, and remains hard even under many common structural constraints and approximation schemes. We introduce *probably approximately correct* (PAC) algorithms for MAP inference that provide provably optimal solutions under variable and fixed computational budgets. We characterize tractability conditions for PAC-MAP using information theoretic measures that can be estimated from finite samples. Our PAC-MAP solvers are efficiently implemented using probabilistic circuits with appropriate architectures. The randomization strategies we develop can be used either as standalone MAP inference techniques or to improve on popular heuristics, fortifying their solutions with rigorous guarantees. Experiments confirm the benefits of our method in a range of benchmarks.

1 Introduction

Given evidence $E = e$, what is the most likely value of one or more query variables Q ? Solving such questions is a fundamental task in probabilistic inference, where it is generally known as the *maximum a posteriori* (MAP) problem. It comes up naturally in prediction and planning, where we frequently need to make decisions under uncertainty on the basis of available information. Common examples include diagnosing disease status from physical symptoms or correcting corrupted portions of an image based on the content of surrounding pixels.

Supervised learning provides adaptive procedures for tackling such problems, but these methods face important limitations. In the continuous setting, regression algorithms are generally designed to estimate conditional *expectations*, which may correspond to low-density regions of the target distribution. Classifiers, on the other hand, typically compute MAP by default, if constrained to return a single label. However, supervised learners of either type are *discriminative* models that require (a) an *a priori* selection of the outcome variable Y and (b) conditioning on a complete feature vector

x . A full *generative* model, by contrast, allows users to compute MAP for arbitrary query variables and potentially use partial evidence, conditioning on a strict subset of the available features $e \subsetneq x$. This latter task is sometimes referred to as marginal MAP (MMAP). Generative models can also be used to compute the most probable explanation (MPE)—i.e., the most likely joint assignment to all variables, with an empty conditioning set—a task that cannot be solved with discriminative techniques.

These maximization problems have been widely studied in probabilistic reasoning, e.g. via Bayesian networks (BNs) (Darwiche, 2009), probabilistic graphical models (PGMs) (Koller and Friedman, 2009), and probabilistic circuits (PCs) (Vergari *et al.*, 2020). The latter formalism is especially useful in analyzing the complexity of tasks like MAP, as structural properties of PCs can often guarantee the existence of polytime solutions. In general, however, MAP estimation is NP^{PP} -complete (Park and Darwiche, 2004) and remains intractable even under various constraints on graph structure and variable cardinality (de Campos, 2011, 2020). Previous authors (Darwiche, 2009; Choi *et al.*, 2020) have established sufficient conditions for exact polytime MAP inference in PCs, including a property known as *determinism* (formally defined below). However, this constraint is highly restrictive and limits the expressive capacity of resulting circuits.

We take a different approach, striking a pragmatic balance between accuracy and efficiency to compute MAP estimates. Specifically, we propose algorithms for *probably approximately correct* (PAC)-MAP inference. These methods are not guaranteed to produce exact or even ε -approximate MAP solutions (although, as we demonstrate below, they can and often do). Instead, their outputs satisfy a strictly weaker guarantee: for any user-supplied parameters $\varepsilon, \delta \in (0, 1)$, PAC-MAP solutions are within a factor $1 - \varepsilon$ of the true mode, with probability at least $1 - \delta$. Our results illustrate that introducing nonzero error tolerance and failure probability can improve practical performance in many cases.

We study the properties of these randomized algorithms in discrete and continuous settings. We derive a uniformly optimal PAC-MAP solver and characterize tractability conditions in information theoretic terms. When a target guarantee is unattainable within a fixed computational budget, we propose an efficient, Pareto-optimal procedure for recovering relaxed PAC certificates. Though Markov chain Monte Carlo

(MCMC) methods for randomized MAP inference have been proposed in the Bayesian modeling literature (Wang *et al.*, 2018; Hazan *et al.*, 2019; Tolpin and Wood, 2021), these approaches generally rely on strong parametric assumptions and come with few or no theoretical guarantees. To the best of our knowledge, we are the first to propose PAC techniques for MAP.

The remainder of this paper is structured as follows. Following a brief review of notation and formal definitions in Sect. 2, we introduce and study oracle versions of our PAC-MAP solvers in Sect. 3. In Sect. 4, we examine circuit architectures that efficiently implement these procedures. Experimental results are presented in Sect. 5. Following a brief discussion in Sect. 6, we conclude in Sect. 7.

2 Background

Let $\mathbf{Z} \in \mathcal{Z} \subseteq \mathbb{R}^d$ be a collection of random variables with joint distribution P and probability mass/density function p . We partition the features into three disjoint sets, $\mathbf{Z} = \mathbf{Q} \cup \mathbf{E} \cup \mathbf{V}$, representing queries, evidence, and nuisance variables, respectively. The maximization task is to compute the assignment \mathbf{q}^* (not necessarily unique) satisfying:

$$\mathbf{q}^* := \operatorname{argmax}_{\mathbf{q}} \sum_{\mathbf{v}} p(\mathbf{q}, \mathbf{v} \mid \mathbf{e}).$$

The corresponding posterior mass/density is $p^* := p(\mathbf{q}^* \mid \mathbf{e})$. When $\mathbf{V} \neq \emptyset$, we have an instance of MMAP. When $\mathbf{V} = \mathbf{E} = \emptyset$, we have an instance of MPE. Otherwise, we have an instance of MAP. With slight abuse of terminology, we use the term MAP to refer to this entire class of maximization problems, unless it is important to specify that we are in the MMAP or MPE setting.

Even with binary data, MAP is notoriously difficult. Let n be the dimensionality of the query space \mathcal{Q} . Because the number of possible assignments to queries grows exponentially with the size of the state space, brute force strategies for solving the problem require $\Omega(\exp(n))$ operations in the worst case, even with access to an oracle for computing marginals. Indeed, MAP is NP^{PP} -complete in general, while approximating MAP to within any constant factor is NP-hard (Park and Darwiche, 2004).

To better understand the complexity of MAP inference and develop new methods for tackling this problem, we adopt the language of probabilist circuits. This formalism builds on and unifies various algorithmic approaches to probabilistic inference, including arithmetic circuits (Darwiche, 2003), sum-product networks (Poon and Domingos, 2011), and probabilistic sentential decision diagrams (Kisa *et al.*, 2014). PCs are directed acyclic graphs (DAGs) with univariate probability distributions as their leaf nodes, and either sum or product operations as their inner nodes. They define joint distributions as mixtures (sums) and factorizations (products) over simpler distributions.

Formally, let $\mathcal{C} = (\mathcal{G}, \boldsymbol{\theta})$ denote a PC over variables \mathbf{Z} with graphical structure \mathcal{G} and mixture weights $\boldsymbol{\theta}$. Let N denote a node in \mathcal{C} , and $\text{ch}(N)$ the set of N 's children. The probability

distribution at N is then recursively defined as follows:

$$N(\mathbf{z}) = \begin{cases} p_N(\mathbf{z}) & \text{if } N \text{ is a leaf node} \\ \prod_{c \in \text{ch}(N)} c(\mathbf{z}) & \text{if } N \text{ is a product node} \\ \sum_{c \in \text{ch}(N)} \theta_{N,c} \cdot c(\mathbf{z}) & \text{if } N \text{ is a sum node.} \end{cases}$$

A major advantage of PCs is that structural properties of circuits can guarantee polytime inference for various probabilistic inference tasks, including marginalization and maximization. We consider three properties in particular: smoothness, decomposability, and determinism.

A sum node is *smooth* if all of its children depend on all of the same variables. A product node is *decomposable* if all of its children depend on disjoint sets of variables. We say that a PC is smooth if all of its sum nodes are smooth, and decomposable if all of its product nodes are decomposable. A smooth, decomposable PC can compute marginal queries of the form $\sum_{\mathbf{v}} p(\mathbf{q}, \mathbf{v})$ in linear time (Darwiche, 2003; Peharz *et al.*, 2015).¹

A sum node is *deterministic* if, for all fully instantiated inputs, the output of at most one of its children is nonzero. Deterministic PCs impose a partition on the feature space, such that any full assignment of values to variables eliminates all but a single path through the sum nodes. It has been shown that decomposable, deterministic PCs can solve MAP in linear time (Chan and Darwiche, 2006). Though the problem remains intractable for non-deterministic PCs, several exact or approximate MAP solvers have been proposed for this setting (Conaty *et al.*, 2017; Mei *et al.*, 2018; Mauá *et al.*, 2020; Choi *et al.*, 2022; Arya *et al.*, 2024). We examine these methods more closely in Sect. 5.

3 Oracle PAC-MAP

In this section, we propose novel, randomized approaches to MAP inference. Solutions delivered by our methods are neither exactly nor approximately maximal, but *probably approximately correct*. We prove the optimality of these procedures and characterize tractability conditions.

We assume access to a *sampler*, which generates i.i.d. draws from the conditional distribution $P(\mathbf{Q} \mid \mathbf{e})$; and an *oracle*, which provides exact solutions to queries of the form $p(\mathbf{q} \mid \mathbf{e}) = ?$, for any $\mathbf{q} \in \mathcal{Q}$. In Sect. 4, we will consider practical methods for implementing these essential functions.

We say that algorithm A is an (ε, δ) -PAC-MAP solver if, for any $\varepsilon, \delta \in (0, 1)$, A returns some $\hat{\mathbf{q}}$ such that

$$\Pr(p(\hat{\mathbf{q}} \mid \mathbf{e}) \geq p^*(1 - \varepsilon)) \geq 1 - \delta,$$

with randomness over the sampling distribution of candidates, $\hat{\mathbf{q}} \sim P(\mathbf{Q} \mid \mathbf{e})$. If the inequality holds, we say that the true maximizer \mathbf{q}^* is *PAC-identified*. Moreover, A is *tractable* if its runtime can be upperbounded by a polynomial function of n and $\log(1/\delta)$.² We say that A is *purely random* if its

¹The complexity of inference tasks in PCs is measured w.r.t. circuit size $|\mathcal{C}|$ (i.e., the number of edges in \mathcal{G}).

²Typically, we include $1/\varepsilon$ among the inputs that characterize feasibility for PAC algorithms. This is not the case for PAC-MAP. See Appx. A for a discussion.

search procedure relies exclusively on sampling from the target distribution, as opposed to *adaptive* PAC-MAP solvers that employ a mix of exploration and exploitation.

An important point to acknowledge upfront is that we cannot guarantee the existence of tractable PAC-MAP solutions for arbitrary distributions. Indeed, for sufficiently small ε, δ , the task is effectively indistinguishable from classical MAP, and therefore at least NP-hard. However, sampling provides a principled strategy for navigating the state space and qualifying our best guess with appropriate precision and confidence.

3.1 Binary data

Consider the binary setting, with $\mathcal{Q} = \{0, 1\}^n$. Generalization to arbitrary discrete queries is straightforward, while continuous extensions are handled separately below.

A simple strategy for randomized MAP estimation is to draw m samples from $P(\mathbf{Q} \mid \mathbf{e})$ and return the maximizing assignment $\hat{\mathbf{q}} := \arg\max_{i \in [m]} p(\mathbf{q}_i \mid \mathbf{e})$. Call this naïve approach Alg. 0.

Lemma 1 (Discovery complexity). Fix any $\varepsilon, \delta \in (0, 1)$. Define the ε -superlevel set:

$$G_\varepsilon := \{\mathbf{q} : p(\mathbf{q} \mid \mathbf{e}) \geq p^*(1 - \varepsilon)\},$$

with corresponding mass $\mu_\varepsilon = \sum_{\mathbf{q} \in G_\varepsilon} p(\mathbf{q} \mid \mathbf{e})$. Then Alg. 0 PAC-identifies \mathbf{q}^* in $\Theta(\mu_\varepsilon^{-1} \log \delta^{-1})$ samples.

(All proofs in Appx. A.) Lemma 1 provides tight bounds on the complexity of a straightforward sampling approach. Of course, Alg. 0 is not much use without prior information on p^* or μ_ε . However, the result highlights an important distinction between *discovering* and *certifying* PAC-MAP solutions. Just as computing and verifying answers to decision problems characterize distinct complexity classes (assuming the polynomial hierarchy does not collapse), we must distinguish between the two aspects of our PAC-MAP task. Suppose that, unbeknownst to us, the true distribution is uniform. Then *discovering* a solution is trivial, since every \mathbf{q} is in G_ε and so $\mu_\varepsilon = 1$. *Certifying* that a candidate solution is PAC, by contrast, is maximally challenging, since we must search through an exponentially large number of candidates before we can be confident that we have not missed any more probable atoms.

In lieu of any distributional assumptions, we need some adaptive stopping criteria. Our strategy, outlined in Alg. 1, is to approach the maximal probability p^* from both directions: a lower bound \hat{p} that increases every time we find a new maximizer among the sampled atoms, and an upper bound \tilde{p} that decreases as we gradually remove assignments from consideration. If \hat{p} rises above $\tilde{p}(1 - \varepsilon)$, the algorithm halts, since this ensures an ε -approximate solution at any δ . (Note that the solution is exact if $\hat{p} \geq \tilde{p}$.) Otherwise, we continue sampling until we reach the threshold $\tilde{p}^{-1}(1 - \varepsilon) \log \delta^{-1}$. If this stopping criterion is triggered, we issue a PAC certificate for the current leading candidate $\hat{\mathbf{q}}$.

Alg. 1 can be uncompetitive in high-entropy distributions. For example, with access to a pmf oracle, we can always solve MAP exactly in 2^n queries by simply enumerating all possible assignments. Alg. 1 requires $2^n(1 - \varepsilon) \log \delta^{-1}$ samples to PAC-identify \mathbf{q}^* in the case of a uniform pmf, which exceeds the trivial bound whenever $(1 - \varepsilon) \log \delta^{-1} > 1$. Conversely,

Algorithm 1 PAC-MAP($P, p, \varepsilon, \delta$)

Input: Sampler P , oracle p , tolerance ε , level δ

Output: PAC-MAP solution $\hat{\mathbf{q}}, \hat{p}$

```

1:  $S \leftarrow \emptyset$  // Initialize candidate set
2:  $m \leftarrow 0$  // Initialize sample count
3:  $M \leftarrow \infty$  // Initialize stop time
4: while  $m < M$  do
5:    $m \leftarrow m + 1$  // Update count
6:    $\mathbf{q} \sim P(\mathbf{Q} \mid \mathbf{e})$  // Draw sample
7:    $S \leftarrow S \cup \mathbf{q}$  // Admit new candidate
8:    $\hat{\mathbf{q}} \leftarrow \arg\max_{\mathbf{q} \in S} p(\mathbf{q} \mid \mathbf{e})$  // Leading candidate
9:    $\hat{p} \leftarrow p(\hat{\mathbf{q}} \mid \mathbf{e})$  // Associated probability
10:   $\tilde{p} \leftarrow 1 - \sum_{\mathbf{q} \in S} p(\mathbf{q} \mid \mathbf{e})$  // Residual mass
11:  if  $\hat{p} \geq \tilde{p}(1 - \varepsilon)$  then
12:    break // Algorithm has converged
13:  else
14:     $M \leftarrow \hat{p}^{-1}(1 - \varepsilon) \log \delta^{-1}$  // Update stop time
15:  end if
16: end while
17: return  $\hat{\mathbf{q}}, \hat{p}$ 

```

PAC-MAP may be far more efficient than brute force methods when mass concentrates. To formalize this, we use the *min-entropy*, aka the Rényi entropy of infinite order:

$$H_\infty(\mathbf{Q} \mid \mathbf{e}) := -\log_2 p^*,$$

which represents the number of bits encoded by the MAP configuration. We henceforth abbreviate this statistic by $h := H_\infty(\mathbf{Q} \mid \mathbf{e})$.

Theorem 1 (Certification complexity). *Alg. 1 is an (ε, δ) -PAC-MAP solver. With probability at least $1 - \delta$, the procedure executes in time $\mathcal{O}(\exp(h) \log \delta^{-1})$.*

The following corollary is immediate.

Corollary 1.1. With fixed PAC parameters ε, δ , Alg. 1 is tractable if and only if $h = \mathcal{O}(\log n)$.

In other words, a necessary and sufficient condition for tractable PAC-MAP is that the min-entropy grows at a rate at most logarithmic in n .

Of course, we cannot compute h directly without knowing the true p^* , so it is difficult to evaluate the complexity of a given PAC-MAP instance in advance. However, we can lower-bound this measure by sampling candidate queries. Finding even a single atom with mass not equal to 2^{-n} falsifies the uniformity hypothesis. If top atoms are substantially more probable than this lower bound, then M will decrease swiftly with the updates at line 14. If we are not so fortunate, then we can terminate the algorithm after some suitably large number of samples. Even when intractable, this strategy remains optimal in the following sense.

Let \mathcal{P} be the set of all probability distributions on \mathcal{Q} . Let $(\mathbf{q}_m)_{m \geq 1} \sim P \in \mathcal{P}$ be an i.i.d. sample stream with induced filtration $\mathcal{F}_m^P = \sigma(\mathbf{q}_1, \dots, \mathbf{q}_m)$. Let \mathcal{A} be the class of purely random PAC-MAP solvers. Let $M_A(\mathcal{F}_m^P, \varepsilon, \delta)$ be a random variable denoting the stopping time of algorithm $A \in \mathcal{A}$, adapted to the filtration \mathcal{F}_m^P and input PAC parameters. (We assume that all algorithms also have access to a pmf oracle p , but suppress this dependence for notational convenience.) We write $M_1(\mathcal{F}_m^P, \varepsilon, \delta)$ to denote the stopping time of Alg. 1.

Theorem 2 (Uniform optimality). *For any algorithm $A \in \mathcal{A}$, distribution $P \in \mathcal{P}$, and PAC parameters $\varepsilon, \delta \in (0, 1)$:*

$$M_1(\mathcal{F}_m^P, \varepsilon, \delta) \leq M_A(\mathcal{F}_m^P, \varepsilon, \delta).$$

In other words, no purely random PAC-MAP solver terminates faster than Alg. 1 on any possible data stream.

For high-dimensional, high-entropy distributions, even the uniformly optimal rate may prove too onerous. One option in such cases is to employ an adaptive sampling strategy (more on this in Sect. 4); another is to sample up to some preset budget. Early stopping means we cannot certify the target guarantee—but weaker ones can still be recovered. Observe that, given any plug-in estimate \hat{p} , there is a deterministic relationship between the PAC parameters ε, δ and the number of samples M required for a corresponding PAC certificate. Inverting this function and jointly optimizing for error tolerance and confidence level, we may construct a curve describing the tradeoff between the two for a given dataset. The solution \hat{q}, \hat{p} is PAC-certified at every point along this curve, providing a range of guarantees that practitioners can report or attempt to improve upon by increasing their sample budget M .

Let \preceq be a partial ordering on PAC parameter pairs. We say that one pair *dominates* another if the former is strictly better in at least one respect (improved accuracy or confidence) and no worse in either respect. Formally, we write:

$$(\varepsilon, \delta) \prec (\varepsilon', \delta') \Leftrightarrow (\varepsilon < \varepsilon' \vee \delta < \delta') \wedge (\varepsilon \leq \varepsilon' \wedge \delta \leq \delta').$$

We say that a PAC pair is *admissible* if it is not dominated by any other pair. The set of admissible pairs forms a Pareto frontier of PAC parameters that are optimal w.r.t. the sampled data, inasmuch as no valid PAC certificate can be issued with greater accuracy without reducing confidence or vice versa.

We compute Pareto-optimal PAC parameters for a fixed sample budget as follows. First, draw sample $S = \{\mathbf{q}_i\}_{i=1}^M$ from $P(\mathbf{Q} \mid \mathbf{e})$ and record the maximal observed probability \hat{p} , as well as the residual mass \tilde{p} . These represent anytime-valid bounds on p^* (provided they do not cross, in which case \hat{q} is an exact solution). Thus we can always get a cheap PAC certificate with $\varepsilon = \min\{0, 1 - \hat{p}/\tilde{p}\}, \delta = 0$.

Now suppose that we want to tighten ε by introducing nonzero failure probability δ . Our equations imply a feasible interval of $[0, 1 - \hat{p}]$ for ε (see Appx. A for details). Plugging in values in this range and rearranging our worst-case stopping criterion to solve for δ , we get minimal corresponding failure probabilities via $(1 - \hat{p}/(1 - \varepsilon))^M$. We use boldface notation for ε in the pseudocode for Alg. 2 to indicate that it is a set (albeit a singleton if $\hat{p} \geq \tilde{p}$), while δ is now a function of \hat{p}, ε . Resulting PAC parameter pairs describe a range of admissible solutions, where tightness and coverage trade off as expected. Each point along the curve is S -optimal, in the sense that stronger PAC guarantees are not possible without gathering more data. We summarize these points in the following theorem.

Theorem 3 (Pareto optimality). *Alg. 2 is sound and complete w.r.t. PAC parameters, returning all and only the admissible (ε, δ) pairs for a given sample S and corresponding MAP estimate \hat{q}, \hat{p} . The procedure executes in time $\mathcal{O}(M)$.*

Algorithm 2 budget-PAC-MAP(P, p, M)

Input: Sampler P , oracle p , budget M

Output: Solution \hat{q}, \hat{p} , PAC parameters $\varepsilon, \delta(\hat{p}, \varepsilon)$

```

1:  $S \leftarrow \{\mathbf{q}_i\}_{i=1}^M \sim P(\mathbf{Q} \mid \mathbf{e})$  // Draw samples
2:  $\hat{q} \leftarrow \operatorname{argmax}_{\mathbf{q} \in S} p(\mathbf{q} \mid \mathbf{e})$  // Leading candidate
3:  $\hat{p} \leftarrow p(\hat{q} \mid \mathbf{e})$  // Associated probability
4:  $\tilde{p} \leftarrow 1 - \sum_{\mathbf{q} \in S} p(\mathbf{q} \mid \mathbf{e})$  // Residual mass
5: if  $\hat{p} \geq \tilde{p}$  then
6:    $\varepsilon \leftarrow 0, \delta(\hat{p}, \varepsilon) \leftarrow 0$  // Exact solution
7: else
8:    $\varepsilon \leftarrow [0, 1 - \hat{p}]$  // Feasible range
9:    $\delta(\hat{p}, \varepsilon) \leftarrow (1 - \hat{p}/(1 - \varepsilon))^M$  // Pareto front
10: end if
11: return  $\hat{q}, \hat{p}, \varepsilon, \delta(\hat{p}, \varepsilon)$ 
```

Alg. 2 implements a linear-time PAC-MAP solver regardless of the input distribution’s min-entropy. The unavoidable tradeoff is potentially large PAC parameters, which may be improved by increasing the budget M , and are in any event Pareto-optimal given the data. The procedure may be iteratively applied for anytime-valid PAC-MAP inference.

3.2 Continuous data

Continuous PAC-MAP is more difficult than its discrete counterpart. Since we cannot in principle enumerate all assignments over a continuous domain, extra assumptions are required to guarantee computability in this case. To formalize this, we introduce some notation. For continuous $\mathcal{Q} \subseteq \mathbb{R}^n$, let $\mu(B)$ denote the mass of subset $B \subseteq \mathcal{Q}$ w.r.t. Lebesgue measure over the query space, conditional on evidence:

$$\mu(B) := \int_{\mathbf{q} \in B} p(\mathbf{q} \mid \mathbf{e}) d\mathbf{q}.$$

(In the continuous setting, the oracle is presumed omniscient not only w.r.t. densities evaluated at particular points but also w.r.t. integrals over arbitrary subsets.) Recall that G_ε denotes the superlevel set of ε -approximate solutions. Then we have the following identifiability conditions.

Lemma 2 (Identifiability). Let $\mathcal{Q} \subseteq \mathbb{R}^n$ and define $\mathcal{B}(\mathbf{q}, r) = \{\mathbf{q}' \in \mathcal{Q} : \|\mathbf{q}' - \mathbf{q}\| \leq r\}$ as a Euclidean ball of radius r with center \mathbf{q} . Then \mathbf{q}^* is PAC-identifiable iff there exists some $\mathbf{q} \in G_\varepsilon$ and $r > 0$ such that (a) $\mathcal{B}(\mathbf{q}, r) \subseteq G_\varepsilon$; and (b) $\mu(\mathcal{B}(\mathbf{q}, r)) > 0$.

Condition (a) states that there exists an r -neighborhood of some high-density atom in which all neighboring points are also part of the superlevel set G_ε . Without this condition, we have no way of lower-bounding the set’s mass, which is essential for computing M . Condition (b) ensures that the resulting r -neighborhood has nonzero mass and can therefore be found via sampling. These requirements are quite mild in practice, and automatically satisfied under standard smoothness assumptions.

For example, suppose our density satisfies a Hölder condition around the mode. That is, we posit the existence of some $r, k, c > 0$ such that, for all $\mathbf{q} \in \mathcal{B}(\mathbf{q}^*, r)$,

$$p^*(1 - \varepsilon) \leq k \|\mathbf{q} - \mathbf{q}^*\|^c.$$

This ensures that continuous PAC-MAP solutions are identifiable, and suggests a principled strategy for discretizing the query space into hyperspheres of radius $r = (\varepsilon/k)^{1/c}$. Alternatively, we could use data-driven techniques to partition \mathcal{Q} into hyperrectangles using decision trees or more general polytopes using ReLU networks. However we instantiate the partition, the basic logic is the same: convert the pdf over continuous \mathcal{Q} into a pmf over a discrete representation, then follow the steps laid out by Alg. 1 for fixed PAC parameters (ε, δ) or Alg. 2 for fixed sample budget M . So long as resulting cells are small enough to reliably distinguish between low- and high-density regions, the previous results apply.

4 Practical Considerations

The oracle algorithms presented above are idealized in several respects, most notably in their assumption that we have access to constant-cost samplers and oracles. In practice, we must implement these functions with models learned from data, incurring potentially nontrivial errors and complexity costs. We propose to use PCs for this task, since they guarantee compatible samplers and likelihoods, as well as flexible selection of query variables. We also consider adaptive and complementary variants of PAC-MAP, which can boost results in many real-world settings.

Circuit Architectures With nonempty evidence e , the task of evaluating conditional queries is equivalent to the task of *marginalization* via the equality $p(\mathbf{q} \mid e) = p(\mathbf{q}, e)/p(e)$, where the denominator is given by $\sum_{\mathbf{q}} p(\mathbf{q}, e)$. (For MMAP, we must additionally marginalize over the nuisance variables \mathbf{V} in both the numerator and denominator.) Even if marginalization occurs just once outside the while-loop, this raises potential difficulties. Computing exact marginals is generally #P-complete, while approximations are NP-hard (Roth, 1996). However, since smooth, decomposable PCs compute marginals in linear time, they are a convenient choice for PAC-MAP solvers. Plugging a smooth, deterministic circuit \mathcal{C} in for our sampler and oracle in the algorithms above increases runtime by a constant factor $|\mathcal{C}|$.

Recall that PCs have their own approach to efficient maximization, with linear time MAP inference guaranteed for decomposable, deterministic circuits.³ For example, a decision tree (DT) that models joint distributions via recursive partitions and piecewise constant likelihoods can be compiled into a deterministic PC (Correia *et al.*, 2020). Since DTs are universally consistent under mild assumptions (Lugosi and Nobel, 1996), this would seem to resolve MAP altogether: learn a tree, compile a circuit, and maximize at will.

Unfortunately, matters are not so simple. First, the universal consistency guarantees that motivate this move only apply in the limit of infinite tree depth. Linear dependence on circuit size is not so benign when the tree from which a PC is compiled may be indefinitely large. Second, DTs are unstable predictors that can be highly sensitive to the inclusion/exclusion of individual datapoints. That is why they are

³In fact, decomposability can be replaced with a weaker property known as *consistency* (Choi *et al.*, 2020, §6.2). Since our target in this section is determinism, not decomposability, we will not explore this direction further.

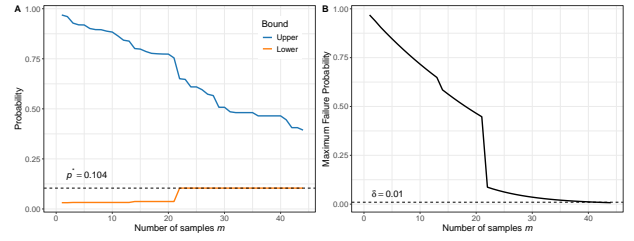


Figure 1: Schematic illustration of PAC-MAP. (A) Lower and upper bounds approach the MAP probability p^* as m increases. (B) Maximum failure probability approaches δ as m increases.

rarely used on their own, but more often as part of ensembles such as random forests (RFs) (Breiman, 2001) or gradient boosting machines (GBMs) (Friedman, 2001).

Several PC architectures are based on tree ensembles (Di Mauro *et al.*, 2015; Correia *et al.*, 2020; Liu and Van den Broeck, 2021; Selvam *et al.*, 2023; Watson *et al.*, 2023), but they do not generally satisfy determinism. Though rigorous results are lacking, empirical evidence suggests that determinism has a negative impact on expressive efficiency, which may explain why most leading PCs do not impose it by default. These challenges highlight the need for approximate MAP solvers in non-deterministic PCs. We test against several such methods below.

PAC-MAP Variants The theoretical results of Sect. 3 were limited to purely random PAC-MAP solvers, which make no distributional assumptions. However, when such assumptions are justified, alternative strategies may be preferable. For example, Alg. 1 can be augmented by adding an exploitation step, as is standard in reinforcement learning. We implement this in our experiments below with a method we call *smooth-PAC-MAP*, which periodically scans the Hamming neighborhood of the top candidate (pseudocode in Appx. C). This procedure always returns some \hat{p} at least as high in expectation as that returned by vanilla PAC-MAP. However, it can find more probable solutions in some challenging cases, provided the superlevel set satisfies a modest smoothness condition. Alternative exploitation schemes may be appropriate given further information about the data generating process. These tricks do not violate our PAC guarantees, provided that the index m of Alg. 1 and the budget M of Alg. 2 only count random draws. We compare the performance of purely random and adaptive strategies in our benchmarks.

Adaptive PAC-MAP algorithms can also complement approximate MAP solvers in PCs by using outputs from the latter as warm starts for randomized search. In the best case, this will improve on the heuristic solution; in the worst case, it will provide a PAC certificate for the existing result. We illustrate this collaborative approach in our experiments below.

5 Experiments

Code for reproducing all results is available in our dedicated GitHub repository.⁴ Full details of our experimental design can be found in Appx. B, along with additional results.

⁴<https://github.com/mattShorvon/PAC-MAP>.

Table 1: Average rankings across ten trials. Winning entries in bold. Asterisks denote at least one timeout (see text).

Dataset	Dimension	10% Query					25% Query					50% Query				
accidents	111	1.3	1.0	1.3	1.0	1.0	1.6	1.3	1.7	1.0	1.0	1.5	1.8	1.5	1.7*	1.2*
adult	123	1.0	1.0	1.1	1.0	1.0	1.0	1.4	1.3	1.0	1.0	1.0	2.0	1.2	1.0	1.0
baudio	100	1.1	1.7	1.4	1.0	1.0	1.0	2.0	1.3	1.0*	1.1*	1.0	3.6	1.3	2.6*	1.5*
bnetflix	100	1.0	1.4	1.2	1.0	1.0	1.1	1.8	1.3	1.0*	1.0*	1.2	3.4	1.5	2.6*	1.7*
book	500	1.0	1.5	1.2	2.5*	1.0*	1.0	1.2	1.1	3.2*	2.2*	1.0	2.1	1.1	4.1*	3.1*
connect4	126	1.1	1.0	1.4	1.0	1.0	1.0	1.7	1.5	1.0	1.0	1.1	2.4	2.0	1.0	1.0
dna	180	1.0	1.3	1.0	1.0	1.0	1.2	2.5	1.2	2.3*	1.0*	1.1	3.0	1.4	3.4*	1.6*
jester	100	1.1	1.6	1.2	1.0	1.0	1.7	2.6	1.8	1.2*	1.1*	1.0	3.0	1.2	2.6*	1.1*
kdd	64	1.1	1.0	1.0	1.0	1.0	1.2	1.4	1.2	1.0	1.0	1.0	1.4	1.0	1.0	1.0
kosarek	190	1.0	1.2	1.1	1.0	1.0	1.0	1.5	1.0	2.3*	1.1*	1.3	2.0	1.3	2.8*	1.1*
msnbc	17	1.1	1.1	1.1	1.1	1.1	1.0	1.0	1.3	1.0	1.0	1.0	1.6	1.2	1.0	1.0
msweb	294	1.0	1.1	1.0	1.0*	1.0*	1.0	1.3	1.0	2.1*	1.0*	1.0	1.4	1.0	2.4*	1.0*
mushrooms	112	1.0	1.1	1.1	1.0	1.0	1.0	1.6	1.4	1.0	1.0	1.0	1.7	1.0	1.0	1.0
nips	500	1.4	1.8	1.9	3.2*	1.1*	1.1	2.1	1.6	4.1*	2.8*	1.0	2.7	1.5	4.5*	3.3*
nlts	16	1.1	1.2	1.3	1.1	1.1	1.0	1.2	1.0	1.0	1.0	1.0	1.3	1.0	1.0	1.0
ocr.letters	128	1.0	1.0	1.0	1.0	1.0	1.0	1.6	1.0	1.6*	1.0*	1.2	3.3	1.3	2.5*	1.5*
plants	69	1.0	1.2	1.1	1.0	1.0	1.3	1.7	1.4	1.0	1.0	1.0	1.7	1.1	1.0*	1.0*
pumsb.star	163	1.1	1.0	1.1	1.0	1.0	1.1	1.2	1.3	1.0	1.0	1.0	1.9	1.6	1.4*	1.0*
tmovie	500	2.2	1.6	2.2	2.2*	1.0*	2.1	1.2	2.2	4.0*	2.3*	1.0	3.3	1.7	4.6*	3.1*
tretrain	135	1.0	1.0	1.0	1.0	1.0	1.0	1.1	1.1	1.0	1.0	1.0	1.5	1.1	1.0	1.0
No. Times Ranked Highest:		12	8	6	17	20	12	2	4	12	15	17	0	4	8	12
Method:		AMP	Ind	MP	PAC-MAP	smooth-PAC-MAP										

Illustration As a simple proof of concept, we run PAC-MAP on a simulated dataset with $n = 6$ binary query variables and a ground truth MAP probability of $p^* = 0.104$ (see Fig. 1). PAC parameters are set at $\varepsilon = \delta = 0.01$. Panel (A) monitors the deterministic stopping condition, which would be triggered if the upper bound \tilde{p} were to fall to within a factor $1 - \varepsilon$ of the lower bound \hat{p} . Panel (B) monitors the probabilistic stopping condition, which is triggered when the maximum failure probability hits δ . In this experiment, the sampler finds the true MAP in $m = 22$ samples, but cannot issue a PAC certificate until time $M = 44$. Though the solution in this case happens to be exact, the algorithm only guarantees that it is PAC.

Benchmark We evaluate the performance of our algorithms against a range of methods for approximate MAP inference on the popular Twenty Datasets benchmark (Van Haaren and Davis, 2012). We train a smooth, decomposable sum-product network on each dataset and apply approximate MAP solvers to the resulting PCs with varying proportions of query variables. (No nuisance variables are included in this experiment.) We record the probability of each method’s MAP estimate and rank these probabilities in descending order. This process is repeated ten times per combination of dataset and query proportion, using different random partitions of the feature space into Q and E . Average ranks for all methods are reported in Table 1. Accompanying runtime results can be found in Appx. B.

PAC parameters are fixed at $\varepsilon = \delta = 0.01$ throughout, with a maximum sample size of $M \leq 10^6$. Asterisks indicate that this timeout condition was triggered at least once over the ten trials. In these cases, the target PAC guarantee is not attained, but weaker, Pareto-optimal certificates can be generated via Alg. 2. For smooth-PAC-MAP, we search a Hamming ball of radius 1 around the top candidate after every 100 samples.

We compare against three approximate MAP solvers:

- Independent (Ind), a naïve baseline described by

Park and Darwiche (2004).

- MaxProduct (MP), a popular, linear time heuristic proposed by Poon and Domingos (2011).
- ArgMaxProduct (AMP), a quadratic time solver developed by Conaty *et al.* (2017).

For further details on these methods, we refer readers to the original texts. Some more recent proposals, such as the hybrid belief propagation technique of Mauá *et al.* (2020), proved infeasible on datasets of this scale. We were also unable to implement the neural network approach described by Arya *et al.* (2025), as the current codebase generated errors. We exclude exact solvers such as those proposed by Mei *et al.* (2018) and Choi *et al.* (2022) as out of scope.

We observe that smooth-PAC-MAP dominates PAC-MAP across all trials. While theory tells us that the adaptive procedure should do no worse in expectation than a purely random approach, these results indicate that smoothness assumptions are reasonable for these datasets.

Our randomized algorithms perform best in relatively low-dimensional settings, consistently beating competitors when query dimension is $\leq 25\%$. In the high-dimensional setting (query proportion = 50%), AMP tends to pull ahead, with smooth-PAC-MAP typically coming in second place. Note that this coincides with a higher incidence of timeouts, suggesting that stronger results are possible with more samples. However, there are limits to what sampling can realistically achieve. The largest datasets in this experiment have 500 features. At a query proportion of 50%, the resulting state space has $2^{250} \approx 1.8 \times 10^{75}$ configurations. To put that into perspective, at $n = 266$, the state space grows to approximately 10^{80} , which is the estimated number of particles in the observable universe.

Warm Starts We combine PAC-MAP with existing heuristics by using outputs from an approximate solver as a warm start for randomized search. Specifically, we take the \hat{q} delivered by AMP as initialization for smooth-PAC-MAP across

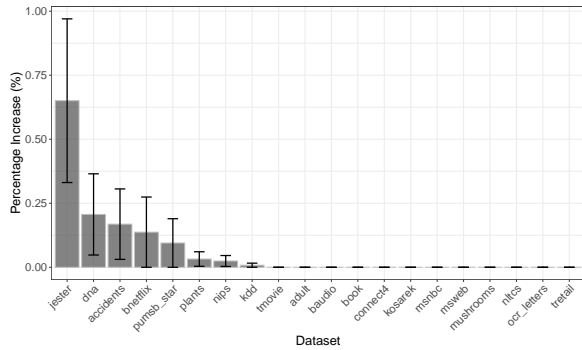


Figure 2: Average percentage increase in MAP probability across ten trials per dataset when using AMP outputs as a warm start for smooth-PAC-MAP. Whiskers represent standard errors.

all Twenty Datasets. In this collaborative setting, PAC techniques can only help—either elevating existing solutions with rigorous guarantees, or else finding more probable configurations to report.

We find that smooth-PAC-MAP improves upon the results of AMP in 40% of trials (see Fig. 2). Though percentage increases are modest, this reflects both the inherent difficulty of the task and strong performance of AMP. More importantly, even in cases where randomized search does not find any atoms of greater mass, it still provides a PAC certificate for the AMP solution, giving practitioners greater confidence in their MAP estimates.

Relaxing PAC Guarantees In some instances, PAC-MAP times out before satisfying the target guarantee. In these cases, we revert to Alg. 2, using our data to recover a Pareto frontier of admissible (ϵ, δ) pairs. In Fig. 3, we plot these Pareto curves for three such datasets. In each panel, we observe a monotone tradeoff between error tolerance and failure probability, as expected. Lower values of \hat{p} are associated with higher values of δ , all else being equal, a trend that is evident from the varying scales of the y -axis as we move across the panels. In many cases, the relaxed guarantees are not much weaker than the original targets. For example, on the *baudio* dataset, we have a PAC certificate at $\epsilon = 0.01, \delta = 0.011$, just above our input level $\delta = 0.01$. On *ocr_letters*, we have a solution at $\epsilon = 0.05, \delta = 0.071$, a weaker but still suggestive result. The *msweb* dataset proved most challenging in this trio, likely due to its high dimensionality and entropy. At $\epsilon = 0.25$, the best failure probability we can guarantee is $\delta = 0.34$. These are just sample points from all three curves; alternative PAC parameters may be preferable depending on a user’s priorities.

6 Discussion

To proponents of tractable probabilistic models, it may seem vaguely heretical to use PCs for randomized inference. A central motivation for this formalism is to render probabilistic reasoning exact and coherent. However, exact polytime MAP solutions are only possible in deterministic circuits, which show limited expressive efficiency in practice. We argue that randomization is underexplored in PCs, and likely has other

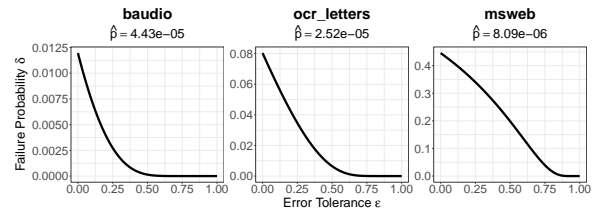


Figure 3: Pareto frontiers computed by budget-PAC-MAP on three datasets where 10^6 samples were insufficient for target guarantees. Estimated MAP probabilities are given at the top of the graph.

valuable applications. Our methods are also a natural fit for MCMC samplers, where existing procedures for approximate MAP inference could be made more robust with rigorous PAC guarantees. One possible extension of the present work is to design reinforcement learning algorithms for PAC-MAP, incorporating additional structure into the sampling procedure via methods like Monte Carlo tree search.

We note several limitations of our method. First, and most obviously, it does not provide exact solutions except in relatively simple cases. If exactness is essential, then alternative solvers are more appropriate. Second, PAC-MAP is intractable when min-entropy grows faster than $\mathcal{O}(\log n)$. This can lead to impractically large stopping times in some real world examples, making it hard to issue PAC certificates when optimizing over hundreds or thousands of variables. This is an unfortunate but inevitable byproduct of the complexity of MAP itself, which would remain intractable even under a collapse of the polynomial hierarchy. Finally, the Hamming neighborhood scan is a fairly crude exploitation strategy that scales poorly with the radius hyperparameter. Still, we find that smooth-PAC-MAP fares reasonably well in our experiments with a fixed Hamming ball radius of 1.

7 Conclusion

MAP inference is an important and challenging task in probabilistic reasoning. Because the problem is inherently intractable, creative strategies are required to compute approximate solutions that strike a reasonable balance between error and complexity. Our approach combines the theoretical rigor of PAC reasoning with the sampling and marginalization capabilities of PCs to do just that. We have shown that a simple algorithm for PAC-MAP inference (Alg. 1) is uniformly optimal over the class of purely random strategies, and derived information theoretic tractability conditions for our solver. Though the task remains infeasible in the worst case, we mitigate against this negative result with an anytime-valid algorithm that issues Pareto-optimal PAC certificates under arbitrary computational budgets (Alg. 2). Experiments confirm that our method is not only competitive against state of the art solvers, but can team up with heuristic methods to improve upon their results and/or provide theoretical guarantees. Future work will explore new directions for adaptive search and randomized inference with PCs.

Acknowledgments

MS was supported by the UKRI CDT in Safe and Trusted Artificial Intelligence, grant number EP/S023356/1.⁵ DS was supported by EPSRC grant number UKRI918.

References

- Shivvrat Arya, Tahrima Rahman, and Vibhav Gogate. A neural network approach for efficiently answering most probable explanation queries in probabilistic models. In *Advances in Neural Information Processing Systems*, volume 37, pages 33538–33601, 2024.
- Shivvrat Arya, Tahrima Rahman, and Vibhav Giridhar Gogate. SINE: Scalable MPE inference for probabilistic graphical models using advanced neural embeddings. In *The 28th International Conference on Artificial Intelligence and Statistics*, 2025.
- Leo Breiman. Random forests. *Mach. Learn.*, 45(1):1–33, 2001.
- Hei Chan and Adnan Darwiche. On the robustness of most probable explanations. In *Proceedings of the Twenty-Second Conference on Uncertainty in Artificial Intelligence*, page 63–71, 2006.
- YooJung Choi, Antonio Vergari, and Guy Van den Broeck. Probabilistic circuits: A unifying framework for tractable probabilistic models. Technical Report, University of California, Los Angeles, 2020.
- Yoojung Choi, Tal Friedman, and Guy Van den Broeck. Solving Marginal MAP Exactly by Probabilistic Circuit Transformations. In *Proceedings of The 25th International Conference on Artificial Intelligence and Statistics*, pages 10196–10208, 2022.
- D. Conaty, D. Mauá, and C. de Campos. Approximation complexity of maximum a posteriori inference in sum-product networks. In *Proceedings of The 32nd Uncertainty in Artificial Intelligence Conference*, 2017.
- Alvaro Correia, Robert Peharz, and Cassio P de Campos. Joins in Random Forests. In *Advances in Neural Information Processing Systems*, volume 33, pages 11404–11415, 2020.
- Adnan Darwiche. A differential approach to inference in Bayesian networks. *J. ACM*, 50(3):280–305, 2003.
- Adnan Darwiche. *Modeling and reasoning with Bayesian networks*. Cambridge university press, 2009.
- Cassio P. de Campos. New complexity results for MAP in Bayesian networks. In *Proceedings of the 22nd International Joint Conference on Artificial Intelligence*, page 2100–2106, 2011.
- Cassio P. de Campos. Almost no news on the complexity of MAP in Bayesian networks. In *Proceedings of the 10th International Conference on Probabilistic Graphical Models*, pages 149–160, 2020.
- Nicola Di Mauro, Antonio Vergari, and Teresa M. A. Basile. Learning Bayesian random cutset forests. In *Foundations of Intelligent Systems*, pages 122–132, 2015.
- Jerome H. Friedman. Greedy function approximation: A gradient boosting machine. *Ann. Stat.*, 29(5):1189 – 1232, 2001.
- Tamir Hazan, Francesco Orabona, Anand D. Sarwate, Subhransu Maji, and Tommi S. Jaakkola. High dimensional inference with random maximum a-posteriori perturbations. *IEEE Transactions on Information Theory*, 65(10):6539–6560, 2019.
- Doga Kisa, Guy Van den Broeck, Arthur Choi, and Adnan Darwiche. Probabilistic sentential decision diagrams. In *KR*, 2014.
- Daphne Koller and Nir Friedman. *Probabilistic Graphical Models*. The MIT Press, Cambridge, MA, 2009.
- Anji Liu and Guy Van den Broeck. Tractable regularization of probabilistic circuits. *Advances in Neural Information Processing Systems*, 34:3558–3570, 2021.
- King’s College London. King’s computational research, engineering and technology environment (create). <https://doi.org/10.18742/rnvf-m076>, 2022. Retrieved May 10, 2025.
- Gábor Lugosi and Andrew Nobel. Consistency of data-driven histogram methods for density estimation and classification. *Ann. Statist.*, 24(2):687 – 706, 1996.
- Denis Deratani Mauá, Heitor Ribeiro Reis, Gustavo Perez Katague, and Alessandro Antonucci. Two reformulation approaches to maximum-a-posteriori inference in sum-product networks. In *Proceedings of the 10th International Conference on Probabilistic Graphical Models*, pages 293–304, 2020.
- Jun Mei, Yong Jiang, and Kewei Tu. Maximum a posteriori inference in sum-product networks. In *Proceedings of the 32nd AAAI Conference on Artificial Intelligence*, 2018.
- J.D. Park and A. Darwiche. Complexity results and approximation strategies for MAP explanations. *Journal of Artificial Intelligence Research*, 21:101–133, 2004.
- Robert Peharz, Sebastian Tschiatschek, Franz Pernkopf, and Pedro Domingos. On Theoretical Properties of Sum-Product Networks. In *Proceedings of the 18th International Conference on Artificial Intelligence and Statistics*, volume 38, pages 744–752, 2015.
- Hoifung Poon and Pedro Domingos. Sum-product networks: A new deep architecture. In *2011 IEEE International Conference on Computer Vision Workshops (ICCV Workshops)*, pages 689–690. IEEE, 2011.
- Dan Roth. On the hardness of approximate reasoning. *Artif. Intell.*, 82(1):273–302, 1996.
- Nikil Roashan Selvam, Honghua Zhang, and Guy Van den Broeck. Mixtures of all trees. In *Proceedings of The 26th International Conference on Artificial Intelligence and Statistics*, pages 11043–11058, 2023.
- David Tolpin and Frank Wood. Maximum a posteriori estimation by search in probabilistic programs. *Proceedings of the International Symposium on Combinatorial Search*, 6(1):201–205, 2021.

⁵<https://safeandtrustedai.org/>.

- Jan Van Haaren and Jesse Davis. Markov network structure learning: A randomized feature generation approach. In *Proceedings of the AAAI Conference on Artificial Intelligence*, volume 26, pages 1148–1154, 2012.
- Antonio Vergari, YooJung Choi, Robert Peharz, and Guy Van den Broeck. Probabilistic circuits: Representations, inference, learning and applications. In *AAAI Tutorial*, 2020.
- Kainan Wang, Tan Bui-Thanh, and Omar Ghattas. A randomized maximum a posteriori method for posterior sampling of high dimensional nonlinear bayesian inverse problems. *SIAM Journal on Scientific Computing*, 40(1):A142–A171, 2018.
- David S. Watson, Kristin Blesch, Jan Kapar, and Marvin N. Wright. Adversarial Random Forests for Density Estimation and Generative Modeling. In *Proceedings of The 26th International Conference on Artificial Intelligence and Statistics*, pages 5357–5375. PMLR, 2023.

A Proofs

In this section, we prove the paper’s theoretical claims.

Lemma 1 (Discovery complexity). Fix any $\varepsilon, \delta \in (0, 1)$. Define the ε -superlevel set:

$$G_\varepsilon := \{q : p(q \mid e) \geq p^*(1 - \varepsilon)\},$$

with corresponding mass $\mu_\varepsilon = \sum_{q \in G_\varepsilon} p(q \mid e)$. Then Alg. 0 PAC-identifies q^* in $\Theta(\mu_\varepsilon^{-1} \log \delta^{-1})$ samples.

Proof To prove the lemma, we must show that $\mu_\varepsilon^{-1} \log \delta^{-1}$ samples are asymptotically necessary and sufficient for PAC-identification with Alg. 0.

Take sufficiency first. By the i.i.d. assumption, the probability of missing any ε -approximate query in m random samples from $P(Q \mid e)$ is exactly $(1 - \mu_\varepsilon)^m$. To satisfy the PAC guarantee, this value must be upper bounded by δ . Exploiting the fundamental inequality $1 - x \leq \exp(-x)$, we have

$$(1 - \mu_\varepsilon)^m \leq \exp(-m\mu_\varepsilon).$$

We upper bound the rhs by δ , take logs, and solve for m :

$$\begin{aligned} \exp(-m\mu_\varepsilon) &\leq \delta \\ -m\mu_\varepsilon &\leq \log \delta \\ m\mu_\varepsilon &\geq \log(1/\delta) \\ m &\geq \frac{\log(1/\delta)}{\mu_\varepsilon}. \end{aligned}$$

Thus $m = \mathcal{O}(\mu_\varepsilon^{-1} \log \delta^{-1})$, establishing that this many samples are sufficient in the worst case.

Next, we derive a matching lower bound. Suppose that we fail to connect sufficient samples for the PAC guarantee, in which case $(1 - \mu_\varepsilon)^m > \delta$. Taking logs and solving for m :

$$\begin{aligned} m \log(1 - \mu_\varepsilon) &> \log \delta \\ m &< \frac{\log \delta}{\log(1 - \mu_\varepsilon)} \\ &\leq \frac{\log \delta}{-\mu_\varepsilon} \\ &= \frac{\log(1/\delta)}{\mu_\varepsilon}. \end{aligned}$$

The penultimate line follows from the standard inequality $\log(1 - x) \leq -x$, for $x \in (0, 1)$. This establishes that $\Omega(\mu_\varepsilon^{-1} \log \delta^{-1})$ samples are necessary for Alg. 0, which completes the proof. \square

Theorem 1 (Certification complexity). Alg. 1 is an (ε, δ) -PAC-MAP solver. With probability at least $1 - \delta$, the procedure executes in time $\mathcal{O}(\exp(h) \log \delta^{-1})$.

Proof The theorem makes two claims: that Alg. 1 is sound, and that its runtime is bounded from above with high probability. We consider both claims in turn.

Soundness To show that Alg. 1 is sound, we must demonstrate that any \hat{q} returned by the procedure is a valid PAC-MAP solution, i.e. satisfies the guarantee:

$$\Pr(p(\hat{q} \mid e) \geq p^*(1 - \varepsilon)) \geq 1 - \delta. \quad (1)$$

This requires an analysis of two separate stopping criteria. The first is triggered when $\hat{p} \geq \check{p}(1 - \varepsilon)$. Suppose this condition is met. Note that the largest possible mass of any unsampled atom is \check{p} , so either (a) we have already seen the MAP configuration, in which case $\hat{p} = p^*$; or (b) we have not, in which case $p^* \leq \check{p}$. Under scenario (a), we can obviously stop since our solution is exact. Under scenario (b), we have

$$\begin{aligned} \hat{p} &\geq \check{p}(1 - \varepsilon) \\ &\geq p^*(1 - \varepsilon), \end{aligned}$$

which means we must have sampled at least one element of the superlevel set G_ε . In either case, we can be certain that \hat{q} is (at least) an ε -approximate solution. That is why results under this condition are not just *probably* approximately correct—they hold with $\delta = 0$. Moreover, when $\hat{p} \geq \check{p}$, the solution is exact, i.e. $\hat{p} = p^*$ and $\varepsilon = \delta = 0$.

By contrast, a solution is at best PAC when $m \geq \hat{p}^{-1}(1 - \varepsilon) \log \delta^{-1}$. The argument here proceeds along similar lines to that for Lemma 1. Specifically, we fail to return an ε -approximate solution if $\hat{p} < p^*(1 - \varepsilon)$. Thus the true MAP has to exceed $\hat{p}/(1 - \varepsilon)$ for Alg. 1 to err. What is the probability of such an error? Given that our sampler is i.i.d., the probability of missing some atom with mass greater than $\hat{p}/(1 - \varepsilon)$ in m draws is exactly $(1 - \hat{p}/(1 - \varepsilon))^m \leq \exp(-m\hat{p}/(1 - \varepsilon))$. We upper bound the rhs by δ and solve for m :

$$\begin{aligned} \exp(-m\hat{p}/(1 - \varepsilon)) &\leq \delta \\ -m\hat{p}/(1 - \varepsilon) &\leq \log \delta \\ m\hat{p}/(1 - \varepsilon) &\geq \log(1/\delta) \\ m &\geq \frac{\log(1/\delta)}{\hat{p}/(1 - \varepsilon)} \\ &= \hat{p}^{-1}(1 - \varepsilon) \log \delta^{-1}. \end{aligned}$$

This establishes the soundness of our second stopping criterion. Since Alg. 1 is guaranteed to deliver a valid solution, we conclude that it is an (ε, δ) -PAC-MAP solver.

Complexity We now focus on the second claim of Thm. 1, which posits upper bounds on certification complexity in terms of distributional difficulty h and failure probability δ . This analysis deliberately ignores the deterministic stopping condition of line 11, since only the probabilistic condition of line 14 holds uniformly for all distributions. The former, by contrast, applies exclusively in advantageous settings where mass is heavily concentrated.

Let $S_m = \{\mathbf{q}_i\}_{i=1}^m \sim P(\mathbf{Q} \mid \mathbf{e})$ denote a random sample of m i.i.d. draws from the query distribution, with maximum observed probability $\hat{p}_m = \max_{\mathbf{q} \in S_m} p(\mathbf{q} \mid \mathbf{e})$. Observe that \hat{p}_m is a random variable that converges to p^* as $m \rightarrow \infty$. In this section, we will show that for \hat{p}_m to exceed $p^*(1 - \varepsilon)$ with high probability, it suffices to draw at most $M = \lceil 2^h \log \delta^{-1} \rceil$ samples.

If S_m contains an element of the superlevel set G_ε , then the sample maximum satisfies $\hat{p}_m \geq p^*(1 - \varepsilon)$. Thus if the stopping condition is triggered, then soundness implies:

$$\begin{aligned} \frac{(1 - \varepsilon) \log \delta^{-1}}{\hat{p}_m} &\stackrel{\text{w.h.p.}}{\leq} \frac{(1 - \varepsilon) \log \delta^{-1}}{p^*(1 - \varepsilon)} \\ &= \frac{\log \delta^{-1}}{p^*} \\ &= 2^h \log \delta^{-1}, \end{aligned}$$

where the final line exploits the definition of the min-entropy, $h := H_\infty(\mathbf{Q} \mid \mathbf{e}) := -\log_2 p^*$. This bound fails iff we do *not* sample an element of G_ε , a failure mode that occurs with probability at most δ . This establishes the following stochastic upper bound, which holds uniformly for all distributions \mathcal{P} on \mathcal{Q} :

$$\forall P \in \mathcal{P} : \Pr_P(M \leq 2^h \log \delta^{-1}) \geq 1 - \delta.$$

This completes the derivation.

Lower Bounds As a concluding remark, we consider the corresponding lower complexity bound. Define the residual mass of sample S_m as $\check{p}_m := 1 - \sum_{\mathbf{q} \in S_m} p(\mathbf{q} \mid \mathbf{e})$. Assuming the deterministic stopping condition of line 11 is unmet, then $\hat{p}_m \leq \check{p}_m(1 - \varepsilon)$. Therefore we can lower-bound the stopping time via:

$$\begin{aligned} \frac{(1 - \varepsilon) \log \delta^{-1}}{\hat{p}_m} &\geq \frac{(1 - \varepsilon) \log \delta^{-1}}{\check{p}_m(1 - \varepsilon)} \\ &= \frac{\log \delta^{-1}}{\check{p}_m} \\ &\stackrel{\text{w.h.p.}}{\geq} \frac{\log \delta^{-1}}{\mu_\varepsilon} \\ &= \Omega(\mu_\varepsilon^{-1} \log \delta^{-1}). \end{aligned}$$

To see why this final inequality holds, it helps to rewrite our success criterion in terms of residual mass. Observe that failure occurs iff the superlevel set is a subset of unsampled states, i.e. $G_\varepsilon \subseteq \mathcal{Q} \setminus S_m$. By the monotonicity of measures, this implies that $\mu_\varepsilon \leq \check{p}_m$. Thus we find an ε -approximate solution iff $\mu_\varepsilon > \check{p}_m$, an event that occurs with probability at least $1 - \delta$ when Alg. 1 terminates. (This follows from soundness.)

In the worst case, G_ε is a singleton set and $\mu_\varepsilon = p^*$. Call this adversarial class of distributions $\mathcal{P}_\varepsilon \subset \mathcal{P}$. When $P \in \mathcal{P}_\varepsilon$, PAC certification requires at least

$$\begin{aligned} \frac{\log \delta^{-1}}{p^*} &= 2^h \log \delta^{-1} \\ &= \Omega(\exp(h) \log \delta^{-1}) \end{aligned}$$

samples. This lower bound looks very similar to the upper bound derived above, giving tight bounds in the worst case. Formally, we have:

$$\forall P \in \mathcal{P}_\varepsilon : \Pr_P(M \geq 2^h \log \delta^{-1}) \geq 1 - \delta,$$

and therefore when sampling from a distribution in this class, we have $M = \Theta(\exp(h) \log \delta^{-1})$ with high probability. \square

Corollary 1.1. With fixed PAC parameters ε, δ , Alg. 1 is tractable if and only if $h = \mathcal{O}(\log n)$.

Proof This corollary follows immediately from the fact that tractable PAC-MAP solutions must be upperbounded by a polynomial function of n and $\log \delta^{-1}$. With fixed PAC parameters, the only relevant input is the dimensionality n of the Boolean hypercube \mathcal{Q} , which enters into the complexity result via the distributional difficulty term. To see this, it helps to rewrite the min-entropy in terms of the Rényi divergence of infinite order between our true distribution P and a uniform alternative U :

$$\begin{aligned} D_\infty(P \parallel U) &:= \log_2 \frac{p^*}{2^{-n}} \\ &= \log_2 (2^n p^*) \\ &= n + \log_2 p^* \\ &= n - h. \end{aligned}$$

Thus $2^h = \Theta(\exp(n - D_\infty(P \parallel U)))$. To keep this factor from blowing up, the exponentiated difference must grow at most logarithmically in n , thereby reducing the term's overall complexity to $\mathcal{O}(\text{poly}(n))$, as desired. \square

Theorem 2 (Uniform optimality). For any algorithm $A \in \mathcal{A}$, distribution $P \in \mathcal{P}$, and PAC parameters $\varepsilon, \delta \in (0, 1)$:

$$M_1(\mathcal{F}_m^P, \varepsilon, \delta) \leq M_A(\mathcal{F}_m^P, \varepsilon, \delta).$$

Proof The theorem makes a strong pointwise optimality claim: that no purely random PAC-MAP solver terminates faster than Alg. 1 on any conceivable data stream.

The proof proceeds by *reductio*. Assume, for the sake of contradiction, that there exists some $A_0 \in \mathcal{A}$ such that $M_0(\mathcal{F}_m^P, \varepsilon, \delta) < M_1(\mathcal{F}_m^P, \varepsilon, \delta)$. We will show that A_0 cannot be an element of \mathcal{A} .

Recall that this function class is defined as the set of all purely random (ε, δ) -PAC-MAP solvers. Thus every element of \mathcal{A} is *sound*, inasmuch as it satisfies the PAC guarantee of Eq. 1. Meanwhile, the *purely random* requirement constrains the search procedure, which is limited to i.i.d. draws from the sampling distribution, represented by the filtration \mathcal{F}_m^P . The algorithms in this class therefore vary only with respect to their stopping criteria. We will show that any stopping condition faster than those of $M_1(\mathcal{F}_m^P, \varepsilon, \delta)$ violates soundness, resulting in contradiction.

We consider deterministic and stochastic stopping conditions in turn. For fixed P, ε, δ , we abbreviate $m_1 := M_1(\mathcal{F}_m^P, \varepsilon, \delta)$ and $m_0 := M_0(\mathcal{F}_m^P, \varepsilon, \delta)$, with $m_0 < m_1$ by assumption.

Case 1: Deterministic Stopping Condition Suppose that Alg. 1 terminates at time m_1 because the deterministic condition $\hat{p}_{m_1} \geq \check{p}_{m_1}(1 - \varepsilon)$ is satisfied. Algorithm A_0 stops at time $m_0 < m_1$ on the same sample stream. By definition of m_1 , the deterministic stopping condition is not satisfied at any earlier time, so we have $\hat{p}_{m_0} < \check{p}_{m_0}(1 - \varepsilon)$.

At time m_0 , A_0 has observed exactly the same information as Alg. 1, namely the filtration $\mathcal{F}_{m_0}^P$. After m_0 samples, we cannot rule out the possibility that the entire residual mass belongs to the as yet unobserved MAP configuration, in which case $p^* = \check{p}_{m_0}$. Under such a completion, the reported maximizer \hat{p}_{m_0} is not in the ε -superlevel set:

$$\begin{aligned} \hat{p}_{m_0} &< \check{p}_{m_0}(1 - \varepsilon) \\ &= p^*(1 - \varepsilon), \end{aligned}$$

so any certificate issued at time m_0 is invalid. Since this failure mode occurs with nonzero probability under the sampling process, algorithm A_0 cannot issue a valid PAC certificate with $\delta = 0$ in this setting, as required for the deterministic stopping condition.

Case 2: Probabilistic Stopping Condition Suppose instead that Alg. 1 terminates due to the probabilistic condition:

$$m_1 \geq \frac{(1 - \varepsilon) \log \delta^{-1}}{\hat{p}_{m_1}},$$

while A_0 stops at time $m_0 < m_1$ on the same sample stream. By definition of m_1 , the inequality fails for any $m < m_1$, giving:

$$m_0 < \frac{(1 - \varepsilon) \log \delta^{-1}}{\hat{p}_{m_0}}.$$

Solving for δ , we have:

$$\exp(-m\hat{p}_{m_0}/(1 - \varepsilon)) > \delta.$$

Conditioned on the observed filtration $\mathcal{F}_{m_0}^P$, there exists a distribution consistent with the observations under which the super-level set G_ε has total mass exactly

$$\mu_\varepsilon = \frac{\hat{p}_{m_0}}{1 - \varepsilon},$$

and none of its elements have yet been sampled. Under this distribution, the probability of failing to observe any element of G_ε in m_0 samples is exactly $\exp(-m\hat{p}_{m_0}/(1 - \varepsilon))$. Therefore, if A_0 stops at time m_0 , then with probability strictly larger than δ its output fails to return a valid ε -approximation. This violates the PAC guarantee, contradicting the assumption that $A_0 \in \mathcal{A}$.

Thus in either case, any algorithm that terminates strictly before m_1 must violate PAC soundness. Hence the existence of some $A_0 \in \mathcal{A}$ such that $M_0(\mathcal{F}_m^P, \varepsilon, \delta) < M_1(\mathcal{F}_m^P, \varepsilon, \delta)$ leads to contradiction.

We therefore conclude that, for all $A \in \mathcal{A}$, $P \in \mathcal{P}$ and $\varepsilon, \delta \in (0, 1)$:

$$M_1(\mathcal{F}_m^P, \varepsilon, \delta) \leq M_A(\mathcal{F}_m^P, \varepsilon, \delta),$$

which completes the proof. \square

Theorem 3 (Pareto optimality). Alg. 2 is sound and complete w.r.t. PAC parameters, returning all and only the admissible (ε, δ) pairs for a given sample S and corresponding MAP estimate \hat{q}, \hat{p} . The procedure executes in time $\mathcal{O}(M)$.

Proof The theorem makes three claims: that Alg. 2 is (1) sound; (2) complete; and (3) executes in linear time. Item (3) is immediately evident from the pseudocode, as we simply draw M samples from P and perform a handful of trivial calculations whose complexity is independent of algorithm inputs. Therefore, the following will focus on claims (1) and (2).

Alg. 2 is sound if the empirical maximum \hat{p} satisfies the target PAC guarantee at any $\varepsilon \in \varepsilon$ and corresponding confidence level $\delta(\hat{p}, \varepsilon)$ returned by the procedure. This is obvious in the exact case, when $\tilde{p} \leq \hat{p}$, for the same reasons given in the proof above for Thm. 1. If residual mass exceeds the maximal observed probability, however, a range of slack parameters are feasible. Specifically, ε can take any value in the interval $[0, 1 - \hat{p})$. The lower bound is fixed by the nonnegativity constraint, while the upper bound follows from rearranging the inequality $\hat{p}/(1 - \varepsilon) \leq 1$. Once again, we exploit the i.i.d. sampling procedure to bound our failure probability via $\delta \geq (1 - \hat{p}/(1 - \varepsilon))^M$. Pairing any feasible ε with any δ that satisfies this inequality suffices for a sound solution. Since we report the minimum δ consistent with the target guarantee, we conclude that Alg. 2 is sound.

To establish completeness, we must show that the PAC parameters returned by Alg. 2 form a Pareto frontier of admissible solutions, i.e. that no possible (ε, δ) pair dominates those returned by the procedure. Since our ε set covers the entire feasible region of values for the tolerance parameter, this amounts to demonstrating the optimality of the confidence function:

$$\delta(\hat{p}, \varepsilon) = (1 - \hat{p}/(1 - \varepsilon))^M.$$

This follows immediately from the i.i.d. sampling procedure itself, which ensures that the probability of missing the ε -superlevel set is exactly $(1 - \mu_\varepsilon)^M$. Since $\hat{p}/(1 - \varepsilon) \leq \mu_\varepsilon$, any $\delta' < \delta(\hat{p}, \varepsilon)$ would fail to satisfy the PAC guarantee in the worst case, e.g. if just a single atom's mass exceeds $\hat{p}/(1 - \varepsilon)$ by an infinitesimal amount. Thus $\delta(\hat{p}, \varepsilon)$ represents the infimum of all valid confidence levels, completing the proof. \square

Lemma 2 (Identifiability). Let $\mathcal{Q} \subseteq \mathbb{R}^d$ and define $\mathcal{B}(\mathbf{q}, r) = \{\mathbf{q}' \in \mathcal{Q} : \|\mathbf{q}' - \mathbf{q}\| \leq r\}$ as a Euclidean ball of radius r with center \mathbf{q} . Then \mathbf{q}^* is PAC-identifiable iff there exists some $\mathbf{q} \in G_\varepsilon$ and $r > 0$ such that (a) $\mathcal{B}(\mathbf{q}, r) \subseteq G_\varepsilon$; and (b) $\mu(\mathcal{B}(\mathbf{q}, r)) > 0$.

Proof To prove the lemma, we must show that conditions (a) and (b) are necessary and sufficient for PAC-identifiability in the continuous case. Recall that \mathbf{q}^* is PAC-identifiable iff there exists a finite M such that we draw at least one sample from the superlevel set G_ε with probability at least $1 - \delta$.

Take sufficiency first. If there exists some $\mathcal{B}(\mathbf{q}, r) \subseteq G_\varepsilon$ with strictly positive measure $\mu(\mathcal{B}(\mathbf{q}, r)) = \gamma > 0$, then by the monotonicity of measures, $\mu(G_\varepsilon) \geq \gamma$. We can now calculate a concrete stopping time:

$$M \geq \frac{\log \delta^{-1}}{\log(1 - \gamma)^{-1}}.$$

Since $\gamma > 0$, the denominator is finite and positive. Thus there exists a finite M that satisfies the PAC criteria.

Now consider the necessity of (a) and (b). The probability of hitting G_ε in M trials is $1 - (1 - \mu(G_\varepsilon))^M$. For this value to be greater than 0 (a necessary condition for identifiability), we must have $\mu(G_\varepsilon) > 0$. This integral is strictly positive iff G_ε contains at least one subset of nonzero Lebesgue measure. Thus any PAC-identifiable atom \mathbf{q}^* in continuous space must satisfy criteria (a) and (b). \square

B Experiments

Further details on experiments are provided in this section, along with additional results on runtime. Complete code for reproducing all experiments is included in a dedicated GitHub repository.⁶ Experiments were run on a high performance computing cluster with 12 AMD EPYC 7282 CPUs, 64GB of RAM, and an NVIDIA 130 graphics card. These units are part of King’s College London’s CREATE HPC (London, 2022).

B.1 Illustration

For this experiment, we sample $2^6 = 64$ draws from an exponential distribution, normalized to sum to unity. These represent the pmf over a hypothetical Boolean state space, with true MAP probability identified via a simple sort. PAC-MAP samples these pmf entries with $\varepsilon = \delta = 0.01$.

B.2 Benchmark Experiment

To compare the performance of PAC-MAP and smooth-PAC-MAP against current leading methods from the literature, we designed a benchmark experiment using the Twenty Datasets collection of binary datasets. The datasets, and SPNs that were trained on them, were taken from Mauá et al.’s repository.⁷ We randomly partition the features into query and evidence variables, with the query proportion taking a value in $\{10\%, 25\%, 50\%\}$. Assignments for evidence variables are drawn randomly. We repeat the process ten times per dataset and query proportion, resulting in 600 trials per MAP solver. We use the following parameters for PAC-MAP and smooth-PAC-MAP:

- `batch_size`= 5000
- $\varepsilon = 0.01$
- $\delta = 0.01$
- `sample_cap`= 10^6

For smooth-PAC-MAP, we search a Hamming ball of radius 1 around leading candidates every 100 steps. These n candidates are not added to the sample counter m , which only applies to random draws. Preliminary trials with larger PAC parameters led to somewhat mixed results, though we did not systematically investigate this. We tested alternative values of `batch_size` (1000, 10000) but found that 5000 produced the best runtime. Finally, we chose a `sample_cap` of 10^6 as larger values were computationally impractical. The other methods in the benchmark (AMP, MP and IND) do not have any hyperparameters to select.

B.3 Warm Starts

For this experiment, we initialize smooth-PAC-MAP with the estimated MAP solution of AMP to derive theoretical guarantees and possibly find a more probable configuration. We fix the query proportion at 25% and use the same randomly generated MAP queries from the benchmark experiment for each dataset, along with the same hyperparameters for our procedure.

B.4 Relaxing PAC Guarantees

To investigate the performance of budget-PAC-MAP, we choose three random instances where smooth-PAC-MAP times out, hitting the `sample_cap` and reverting to Alg. 2.

B.5 Runtime Experiments

In this section, we report average runtimes for each algorithm over ten trials at given query proportions. We find that MP is consistently fastest, while AMP takes longer on average. Since the complexity of the former is linear in circuit size, while the latter is quadratic, this result accords with expectations. IND takes somewhat longer in all trials, though the procedure could likely be optimized. Our random solvers consistently take the longest to execute, reflecting the overhead required for theoretical guarantees.

⁶<https://github.com/mattShorvon/PAC-MAP>.

⁷<https://gitlab.com/pgm-usp/learned-spns>.

Table 2: Runtime comparison (seconds) for 10% query size. We report the mean \pm SE over ten trials.

Dataset	AMP	Ind	MP	PAC-MAP	smooth-PAC-MAP
accidents	2.8 \pm 0.291	7.85 \pm 0.270	0.469 \pm 0.029	20.5 \pm 5.033	20.2 \pm 3.825
adult	0.264 \pm 0.031	1.19 \pm 0.007	0.0684 \pm 0.006	4.02 \pm 0.505	3.93 \pm 0.289
baudio	7.06 \pm 0.366	12.5 \pm 0.275	0.717 \pm 0.022	28.8 \pm 3.817	28.1 \pm 3.165
bnetflix	1.4 \pm 0.037	10.1 \pm 1.132	0.294 \pm 0.004	10.5 \pm 1.189	10.5 \pm 1.049
book	4.86 \pm 0.056	63.5 \pm 2.524	0.851 \pm 0.022	2090 \pm 92.363	2160 \pm 134.969
connect4	4.36 \pm 0.164	13.8 \pm 0.363	0.839 \pm 0.032	16.3 \pm 2.953	16.7 \pm 3.167
dna	1.23 \pm 0.070	4.4 \pm 0.212	0.189 \pm 0.016	43.2 \pm 17.179	44.7 \pm 15.011
jester	2.1 \pm 0.074	5.87 \pm 0.195	0.216 \pm 0.004	9.39 \pm 0.867	9.48 \pm 0.518
kdd	0.696 \pm 0.045	1.19 \pm 0.053	0.146 \pm 0.012	2.81 \pm 0.470	2.72 \pm 0.232
kosarek	1.43 \pm 0.050	8.06 \pm 0.341	0.313 \pm 0.011	105 \pm 52.088	110 \pm 57.369
msnbc	0.986 \pm 0.043	0.316 \pm 0.003	0.177 \pm 0.011	1.86 \pm 0.935	1.58 \pm 0.087
msweb	0.807 \pm 0.016	6.28 \pm 0.304	0.153 \pm 0.003	221 \pm 178.929	217 \pm 171.797
mushrooms	0.269 \pm 0.014	1.18 \pm 0.047	0.0699 \pm 0.004	5.17 \pm 1.786	4.65 \pm 0.360
nips	0.188 \pm 0.006	5.59 \pm 0.236	0.0783 \pm 0.003	457 \pm 28.525	461 \pm 18.244
nltns	0.0978 \pm 0.001	0.0467 \pm 0.000	0.0254 \pm 0.004	1.15 \pm 1.928	0.531 \pm 0.029
ocr.letters	22.4 \pm 0.410	62.6 \pm 0.860	3.68 \pm 0.134	314 \pm 33.458	318 \pm 34.491
plants	2.89 \pm 0.095	4.98 \pm 0.193	0.578 \pm 0.025	6.83 \pm 0.768	7.08 \pm 0.478
pumsb.star	1.7 \pm 0.072	8.3 \pm 0.227	0.405 \pm 0.017	16.7 \pm 4.529	17.1 \pm 4.081
tmovie	3.86 \pm 0.153	63.4 \pm 0.370	0.91 \pm 0.045	2250 \pm 121.759	2390 \pm 229.187
tretail	0.077 \pm 0.001	0.493 \pm 0.025	0.0299 \pm 0.005	3.99 \pm 0.666	3.89 \pm 0.164

Table 3: Runtime comparison (seconds) for 25% query size. We report the mean \pm SE over ten trials.

Dataset	AMP	Ind	MP	PAC-MAP	smooth-PAC-MAP
accidents	2.75 \pm 0.137	14.1 \pm 0.425	0.465 \pm 0.026	241 \pm 137.181	242 \pm 143.696
adult	0.282 \pm 0.031	2.22 \pm 0.075	0.0728 \pm 0.007	6.75 \pm 2.109	6.5 \pm 1.510
baudio	7.03 \pm 0.240	20.9 \pm 1.422	0.709 \pm 0.012	1080 \pm 379.735	1050 \pm 375.297
bnetflix	1.42 \pm 0.050	13.4 \pm 0.142	0.296 \pm 0.008	296 \pm 168.508	290 \pm 162.054
book	4.9 \pm 0.034	108 \pm 1.177	0.857 \pm 0.023	2010 \pm 99.732	2130 \pm 82.310
connect4	4.24 \pm 0.084	25.1 \pm 0.345	0.797 \pm 0.020	61.9 \pm 19.348	63 \pm 18.851
dna	1.14 \pm 0.025	8.02 \pm 0.175	0.172 \pm 0.005	396 \pm 15.811	405 \pm 14.363
jester	2.09 \pm 0.023	9.93 \pm 0.282	0.215 \pm 0.003	364 \pm 100.558	366 \pm 101.636
kdd	0.672 \pm 0.038	2.14 \pm 0.012	0.137 \pm 0.011	14.7 \pm 3.034	15.5 \pm 2.498
kosarek	1.41 \pm 0.011	14.1 \pm 0.043	0.31 \pm 0.005	709 \pm 16.742	715 \pm 36.824
msnbc	1.04 \pm 0.034	0.724 \pm 0.006	0.184 \pm 0.007	1.79 \pm 0.389	1.72 \pm 0.129
msweb	0.816 \pm 0.016	11.4 \pm 0.059	0.155 \pm 0.003	464 \pm 22.862	456 \pm 18.216
mushrooms	0.288 \pm 0.011	1.98 \pm 0.006	0.0744 \pm 0.004	8.08 \pm 1.836	7.79 \pm 1.650
nips	0.179 \pm 0.004	9.73 \pm 0.039	0.0752 \pm 0.004	394 \pm 14.352	398 \pm 9.702
nltns	0.104 \pm 0.007	0.112 \pm 0.008	0.0287 \pm 0.007	0.803 \pm 0.710	0.616 \pm 0.057
ocr.letters	22.5 \pm 0.729	155 \pm 2.724	3.61 \pm 0.128	7850 \pm 331.970	7960 \pm 462.361
plants	2.88 \pm 0.125	9.56 \pm 0.239	0.572 \pm 0.022	65.6 \pm 20.416	69.6 \pm 20.231
pumsb.star	1.64 \pm 0.069	14.5 \pm 0.151	0.374 \pm 0.017	58.8 \pm 13.919	60.2 \pm 13.375
tmovie	3.87 \pm 0.155	119 \pm 8.510	0.905 \pm 0.034	2350 \pm 188.337	2480 \pm 181.244
tretail	0.0773 \pm 0.001	0.91 \pm 0.006	0.0262 \pm 0.001	6.29 \pm 0.687	6.25 \pm 0.594

C Pseudocode

In this section, we provide pseudocode for smooth-PAC-MAP, which adds an exploitation step to the pure exploration strategy of PAC-MAP. This can lead to stronger results and faster convergence under mild smoothness assumptions. In the pseudocode, the exploration/exploitation tradeoff is probabilistically controlled by a hyperparameter η ; in our implementation, we deterministically run an exploit loop every 100 samples, effectively imposing $\eta = 0.01$.

Table 4: Runtime comparison (seconds) for 50% query size. We report the mean \pm SE over ten trials.

Dataset	AMP	Ind	MP	PAC-MAP	smooth-PAC-MAP
accidents	2.74 \pm 0.064	34.9 \pm 0.814	0.463 \pm 0.010	1060 \pm 413.533	1080 \pm 415.473
adult	0.237 \pm 0.001	5.05 \pm 0.021	0.0604 \pm 0.000	6.75 \pm 1.169	6.81 \pm 1.206
baudio	7.2 \pm 0.449	54.5 \pm 2.168	0.814 \pm 0.050	1980 \pm 114.669	2050 \pm 191.576
bnetflix	2.47 \pm 0.063	36.5 \pm 1.021	0.535 \pm 0.012	1390 \pm 131.841	1390 \pm 65.562
book	5.02 \pm 0.047	293 \pm 2.498	0.869 \pm 0.005	2230 \pm 116.943	2340 \pm 119.594
connect4	5.22 \pm 1.079	80 \pm 8.237	0.947 \pm 0.137	105 \pm 8.014	107 \pm 7.740
dna	1.17 \pm 0.071	21 \pm 1.016	0.174 \pm 0.011	501 \pm 39.151	509 \pm 38.692
jester	3.03 \pm 0.175	19.1 \pm 0.799	0.283 \pm 0.003	707 \pm 37.455	725 \pm 52.834
kdd	0.638 \pm 0.012	5.47 \pm 0.057	0.126 \pm 0.001	60.3 \pm 88.900	60.3 \pm 86.493
kosarek	1.47 \pm 0.143	39.4 \pm 2.002	0.318 \pm 0.031	802 \pm 40.364	823 \pm 42.495
msnbc	0.962 \pm 0.184	2.47 \pm 0.374	0.182 \pm 0.048	3.28 \pm 1.117	3.22 \pm 0.186
msweb	0.962 \pm 0.222	35.2 \pm 4.856	0.175 \pm 0.025	591 \pm 92.281	619 \pm 86.046
mushrooms	0.259 \pm 0.001	5.17 \pm 0.027	0.0678 \pm 0.001	8.49 \pm 1.106	8.62 \pm 0.793
nips	0.183 \pm 0.009	26.4 \pm 1.139	0.0764 \pm 0.003	476 \pm 37.133	516 \pm 37.139
nlts	0.0996 \pm 0.003	0.276 \pm 0.003	0.0235 \pm 0.000	0.792 \pm 0.861	0.563 \pm 0.077
ocr.letters	22.3 \pm 0.206	314 \pm 2.774	3.6 \pm 0.025	7910 \pm 326.849	7940 \pm 356.097
plants	2.77 \pm 0.025	25.6 \pm 0.280	0.555 \pm 0.015	345 \pm 465.876	366 \pm 517.401
pumsb.star	1.62 \pm 0.150	41.5 \pm 3.955	0.377 \pm 0.037	465 \pm 397.922	472 \pm 400.791
tmovie	3.87 \pm 0.049	309 \pm 3.729	0.902 \pm 0.006	2140 \pm 129.079	2260 \pm 143.842
tretail	0.079 \pm 0.002	2.94 \pm 0.309	0.0263 \pm 0.000	10.5 \pm 5.426	10.2 \pm 5.991

Algorithm 3 smooth-PAC-MAP($P, p, \varepsilon, \delta, \eta, r$)

Input: Sampler P , oracle p , tolerance ε , level δ , exploitation probability η , radius r

Output: PAC-MAP solution \hat{q}, \hat{p}

```

1:  $\hat{q} \leftarrow [0, \dots, 0], \hat{p} \leftarrow 0$  // Initialize solutions
2:  $S \leftarrow \emptyset$  // Initialize candidate set
3:  $m \leftarrow 0$  // Initialize sample count
4:  $M \leftarrow \infty$  // Initialize stop time
5: while  $m < M$  do
6:   Explore  $\sim \text{Bern}(1 - \eta)$  Explore or exploit?
7:   if Explore = TRUE then
8:      $m \leftarrow m + 1$  // Update count
9:      $q \sim P(Q | e)$  // Draw sample
10:     $S \leftarrow S \cup q$  // Admit new candidate
11:   else
12:      $H \leftarrow \mathcal{B}_r(\hat{q})$  // Hamming ball of radius  $r$ 
13:      $S \leftarrow S \cup H$  // Admit new candidates
14:   end if
15:    $\hat{q} \leftarrow \text{argmax}_{q \in S} p(q | e)$  // Leading candidate
16:    $\hat{p} \leftarrow p(\hat{q} | e)$  // Associated probability
17:    $\check{p} \leftarrow 1 - \sum_{q \in S} p(q | e)$  // Residual mass
18:   if  $\hat{p} \geq \check{p}(1 - \varepsilon)$  then
19:     break // Algorithm has converged
20:   else
21:      $M \leftarrow \hat{p}^{-1} (1 - \varepsilon) \log \delta^{-1}$  // Update stop time
22:   end if
23: end while
24: return  $\hat{q}, \hat{p}$ 

```
