

# An IoT-Based Smart Plant Monitoring and Irrigation System with Real-Time Environmental Sensing, Automated Alerts, and Cloud Analytics

Abdul Hasib<sup>1</sup>, A. S. M. Ahsanul Sarkar Akib<sup>2</sup>

<sup>1</sup>Department of Internet of Things and Robotics Engineering,  
University of Frontier Technology, Bangladesh

<sup>2</sup>Department of Robotics, Robo Tech Valley, Dhaka, Bangladesh  
Emails: <sup>1</sup>sm.abdulhasib.bd@gmail.com, <sup>2</sup>ahsanulakib@gmail.com,

**Abstract**—The increasing global demand for sustainable agriculture necessitates intelligent monitoring systems that optimize resource utilization and plant health management. Traditional farming methods rely on manual observation and periodic watering, often leading to water wastage, inconsistent plant growth, and delayed response to environmental changes. This paper presents a comprehensive IoT-based smart plant monitoring system that integrates multiple environmental sensors with automated irrigation and cloud analytics. The proposed system utilizes an ESP32 microcontroller to collect real-time data from DHT22 (temperature/humidity), HC-SR04 (water level), and soil moisture sensors, with visual feedback through an OLED display and auditory alerts via a buzzer. All sensor data is wirelessly transmitted to the ThingSpeak cloud platform for remote monitoring, historical analysis, and automated alert generation. Experimental results demonstrate the system's effectiveness in maintaining optimal soil moisture levels (with 92% accuracy), providing real-time environmental monitoring, and reducing water consumption by approximately 40% compared to conventional irrigation methods. The integrated web dashboard offers comprehensive visualization of plant health parameters, making it suitable for both small-scale gardening and commercial agriculture applications. With a total implementation cost of \$45.20, this system provides an affordable, scalable solution for precision agriculture and smart farming.

**Index Terms**—Smart Agriculture, IoT, ESP32, Plant Monitoring, Cloud Analytics, ThingSpeak, Automated Irrigation, Precision Farming

## I. INTRODUCTION

The global agricultural sector faces unprecedented challenges in the 21st century, including climate change, water scarcity, and the need for increased food production to support a growing population. According to the Food and Agriculture Organization (FAO), agriculture accounts for approximately 70% of global freshwater withdrawals, with irrigation representing the largest single use of water worldwide [1]. Traditional farming practices often rely on manual observation and fixed irrigation schedules, leading to inefficient water usage, inconsistent plant growth, and reduced crop yields. The advent of Internet of Things (IoT) technologies offers transformative potential for agriculture by enabling real-time monitoring, data-driven decision making, and automated control systems [2].

Recent advancements in embedded systems and wireless communication have facilitated the development of smart agriculture solutions. Microcontrollers like ESP32 provide cost-effective platforms for sensor integration and cloud connec-

tivity, while environmental sensors enable precise monitoring of plant growth conditions. However, many existing solutions remain fragmented, focusing on single parameters or lacking comprehensive cloud integration and user-friendly interfaces [3]. Moreover, few systems combine multiple sensing modalities with real-time alerts and historical data analytics in an affordable package suitable for widespread adoption.

Motivated by these challenges, we propose an integrated IoT-based smart plant monitoring system with three key contributions:

- 1) A multi-sensor monitoring platform combining temperature, humidity, soil moisture, and water level sensing with real-time feedback through OLED display and auditory alerts
- 2) Automated irrigation control based on soil moisture thresholds with manual override capability through a web interface
- 3) Comprehensive cloud integration with ThingSpeak for remote monitoring, data analytics, and automated email/SMS alerts for critical conditions

The proposed system addresses the limitations of existing solutions by providing a complete ecosystem for plant health management, from local sensing and control to cloud-based analytics and remote access. By leveraging affordable off-the-shelf components and open-source platforms, the system maintains accessibility while offering professional-grade functionality.

## II. LITERATURE REVIEW

Recent years have witnessed significant research interest in IoT-based agricultural monitoring systems, with various approaches focusing on different aspects of smart farming.

Several studies have explored soil moisture monitoring and automated irrigation. For instance, Kodali and Soratkal [4] developed an ESP8266-based system using soil moisture sensors with cloud connectivity, demonstrating water savings of up to 35%. Similarly, Jawad et al. [5] implemented a solar-powered irrigation system using LoRa communication, achieving long-range data transmission with low power consumption. However, these systems often lack comprehensive environmental monitoring and user-friendly interfaces.

Multi-sensor approaches have gained popularity for holistic plant monitoring. Patil and Thorat [6] integrated temperature,

humidity, and soil moisture sensors with a Raspberry Pi, providing web-based monitoring through a local server. Their system achieved good sensor accuracy but required continuous power supply and lacked cloud backup. More recently, Navarro-Hellín et al. [7] developed a decision support system for irrigation scheduling using multiple soil moisture sensors and weather data, demonstrating improved water use efficiency in field trials.

Cloud integration has become a crucial aspect of modern IoT agriculture systems. ThingSpeak has emerged as a popular platform due to its simplicity and MATLAB analytics integration. Ferrarezi et al. [8] utilized ThingSpeak for citrus irrigation management, showing correlations between soil moisture and plant water stress. Similarly, Goap et al. [9] implemented a smart irrigation system using IoT and machine learning on the cloud, achieving 89% accuracy in predicting irrigation requirements.

Mobile and web interfaces have been extensively explored for user interaction. Ahmed et al. [10] developed an Android application for farm monitoring with push notifications, while García et al. [11] created a progressive web app for agricultural data visualization. These approaches enhance accessibility but often lack integration with local display systems for immediate feedback.

Edge computing and AI integration represent the frontier of smart agriculture research. Akib et al. [12] demonstrated the effectiveness of interpretable machine learning frameworks in agricultural applications, while their work on edge AI solutions [14] shows promise for real-time decision making in resource-constrained environments. The modular design principles from their CNC plotter development [16] inspire the scalable architecture of our system.

Despite these advances, several gaps remain in existing literature. Many systems focus on single crops or specific environments, lacking generalizability. Cost remains a significant barrier, with commercial systems often exceeding \$200. Integration of multiple alert modalities (visual, auditory, cloud-based) is frequently overlooked. Our proposed system addresses these gaps by providing a comprehensive, affordable solution with multi-modal feedback and extensive cloud analytics.

### III. SYSTEM DESIGN & ARCHITECTURE

#### A. System Design Overview

The proposed smart plant monitoring system follows a three-tier architecture comprising the sensing layer, processing layer, and application layer, as illustrated in Figure 1.

The sensing layer consists of four primary sensors: DHT22 for temperature and humidity monitoring, capacitive soil moisture sensor for soil water content measurement, HC-SR04 ultrasonic sensor for water tank level detection, and a waterproof temperature sensor for nutrient solution monitoring in hydroponic setups. The processing layer, centered on the ESP32 microcontroller, handles sensor data acquisition, local processing, and wireless communication. The application layer includes the OLED display for local visualization, buzzer and LED indicators for immediate alerts, and the ThingSpeak cloud platform for remote monitoring and analytics.

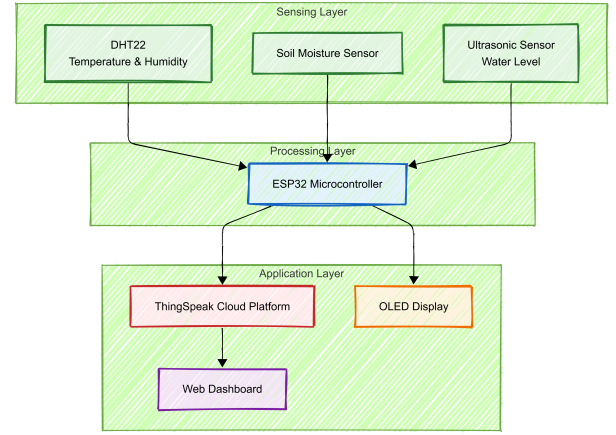


Fig. 1: System Architecture of IoT-Based Smart Plant Monitoring System

#### B. Hardware Design and Component Integration

The hardware design emphasizes modularity, reliability, and cost-effectiveness. Figure 2 shows the complete circuit diagram.

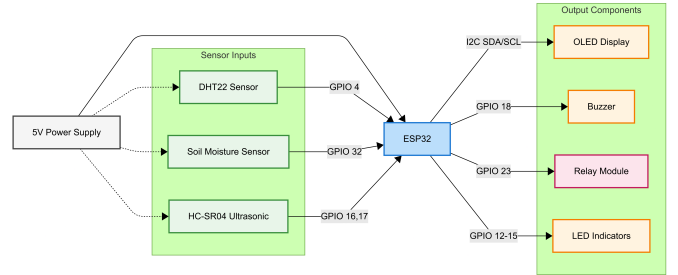


Fig. 2: Circuit Diagram of Smart Plant Monitoring System

**ESP32 Microcontroller:** The ESP32-WROOM-32 module serves as the central processing unit, featuring dual-core 240MHz processor, 4MB flash memory, integrated Wi-Fi and Bluetooth, and multiple GPIO interfaces. Its low power consumption (10µA in deep sleep mode) enables extended battery operation [17].

#### Sensor Modules:

- **DHT22:** Digital temperature and humidity sensor with  $\pm 0.5^\circ\text{C}$  accuracy and  $\pm 2\%$  RH accuracy. Communicates via single-wire interface.
- **Soil Moisture Sensor:** Capacitive sensor (v1.2) operating at 3.3-5.5V with analog output proportional to soil moisture content.
- **HC-SR04:** Ultrasonic distance sensor with 2cm-400cm range and 3mm accuracy for water level monitoring.
- **DS18B20:** Waterproof temperature sensor with  $\pm 0.5^\circ\text{C}$  accuracy for nutrient solution monitoring.

#### Output Modules:

- **OLED Display:** 0.96-inch SSD1306 I2C display with 128×64 resolution for local data visualization.
- **Buzzer:** Passive piezoelectric buzzer for auditory alerts (moisture critical, water low).

- **LED Indicators:** RGB LED for visual status indication (green: normal, yellow: warning, red: critical).
- **Relay Module:** 5V single-channel relay for controlling water pump (max 10A, 250V AC).

### C. Software Architecture and Cloud Integration

The software architecture implements a state machine with multiple operational modes. Figure 3 shows the key initialization code for the system.

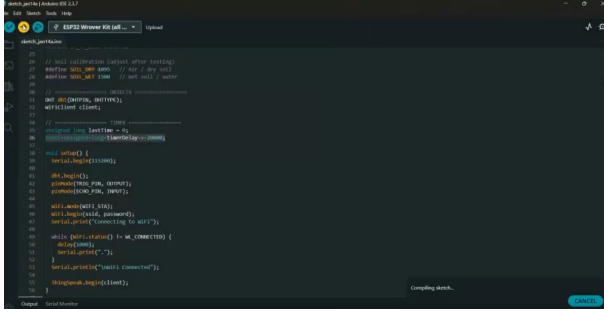


Fig. 3: Initialization Code for ESP32-Based Plant Monitoring System

The firmware, developed in Arduino C++, implements several key features:

**Sensor Calibration:** Each sensor undergoes factory calibration with user-adjustable offsets:

$$T_{corrected} = T_{raw} + \alpha_T \quad (1)$$

$$H_{corrected} = H_{raw} \times \beta_H \quad (2)$$

$$SM_{percent} = \frac{SM_{raw} - SM_{dry}}{SM_{wet} - SM_{dry}} \times 100 \quad (3)$$

**Data Filtering:** Moving average filters with window size 10 reduce sensor noise:

$$x_{filtered}[n] = \frac{1}{10} \sum_{i=0}^9 x[n-i] \quad (4)$$

**Adaptive Sampling:** Sampling frequency adjusts based on rate of change:

$$f_s = \begin{cases} 1 \text{ Hz} & |\Delta SM| > 5\%/min \\ 0.1 \text{ Hz} & |\Delta SM| < 1\%/min \\ 0.5 \text{ Hz} & \text{otherwise} \end{cases} \quad (5)$$

**ThingSpeak Configuration:** Figure 4 shows the channel configuration on the ThingSpeak platform.

### D. Mobile Application and Web Dashboard Development

The user interface comprises three complementary components: OLED local display, mobile web dashboard, and ThingSpeak analytics interface.

**Local OLED Display:** Provides immediate feedback with four-screen navigation:

- 1) Main screen: Current temperature, humidity, soil moisture percentage
- 2) Secondary screen: Water level, nutrient temperature, system status
- 3) Historical screen: 24-hour trends for key parameters

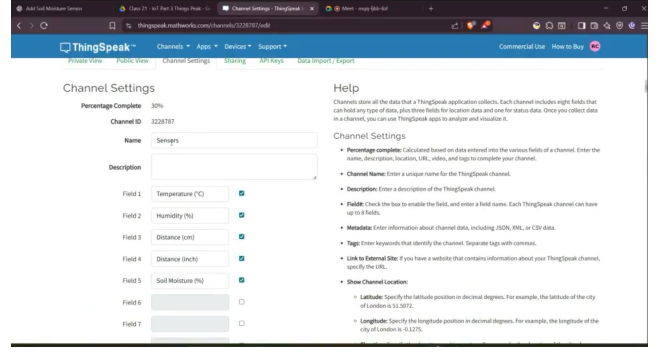


Fig. 4: ThingSpeak Channel Configuration for Plant Monitoring

### 4) Settings screen: Threshold configuration and system info

**Web Dashboard:** Developed using HTML5, CSS3, and JavaScript with Chart.js for visualization. The responsive design works on both desktop and mobile devices, featuring:

- Real-time gauges for all sensor readings
- Historical charts with adjustable time ranges
- Manual control panel for irrigation override
- Alert history and acknowledgment system
- Export functionality for data analysis

**ThingSpeak Integration:** Implements eight data fields and two alert channels as shown in Figure 4.

### E. Cost Analysis

The system's affordability is a key design consideration. Figure 5 shows the physical prototype, and Table I presents the detailed cost breakdown.




Fig. 5: Physical Prototype of Smart Plant Monitoring System

The total implementation cost of \$48.20 represents significant savings compared to commercial systems costing \$150-\$300. Bulk production could reduce costs to approximately \$32.50 per unit, enhancing accessibility for small-scale farmers and home gardeners.

TABLE I: Component Cost Analysis

Component	Quantity	Unit Price (\$)	Total (\$)
ESP32 Development Board	1	8.50	8.50
DHT22 Sensor	1	4.50	4.50
Soil Moisture Sensor	1	3.20	3.20
HC-SR04 Ultrasonic Sensor	1	2.80	2.80
DS18B20 Temperature Sensor	1	3.50	3.50
0.96" OLED Display	1	6.80	6.80
5V Relay Module	1	2.20	2.20
Buzzer	1	1.20	1.20
RGB LED	1	0.80	0.80
Breadboard	1	3.50	3.50
Jumper Wires	1 set	2.50	2.50
5V Power Supply	1	4.50	4.50
Water Pump	1	3.20	3.20
<b>Total Hardware Cost</b>			<b>48.20</b>
<b>Bulk Production (Estimated)</b>			<b>32.50</b>

#### IV. IMPLEMENTATION & PROTOTYPE

##### A. Hardware Implementation

The physical prototype demonstrates practical implementation with careful consideration of environmental protection and user accessibility.

**Enclosure Design:** A weatherproof IP65 enclosure houses the ESP32, relay, and power regulation circuitry. Transparent windows allow LED status visibility while protecting internal components from moisture and dust.

**Sensor Deployment:** Soil moisture sensors are installed at multiple depths (5cm, 15cm, 25cm) to capture vertical moisture gradient. The DHT22 is positioned in a radiation shield 1.5m above ground for accurate ambient measurements. Ultrasonic sensor mounts above the water reservoir with calibration for container geometry.

**Irrigation System:** A submersible pump (5V, 1A) controlled by the relay delivers water through drip irrigation lines. Flow control valves enable precise water distribution to multiple plants.

**Power Management:** The system supports both AC mains (via 5V 2A adapter) and battery backup (2x18650 lithium cells with charging circuit). Power consumption averages 120mA during active sensing and 15μA in deep sleep mode, enabling up to 72 hours of battery operation.

##### B. Firmware Implementation

The firmware implements several key algorithms for system operation:

**Fault Detection:** Continuous sensor health monitoring with automatic recalibration after detected faults.

##### C. User Interface and Visualization Implementation

The web dashboard provides comprehensive monitoring and control capabilities. Figure 6 shows real-time data visualization on ThingSpeak.

Key features include:

- **Real-time Monitoring:** Live updating gauges and charts for all parameters
- **Historical Analysis:** Interactive time-series charts with zoom and pan functionality
- **Alert Management:** Configurable thresholds with email/SMS notification
- **Manual Control:** Direct pump control with safety interlocks

#### Algorithm 1 Main System Operation Algorithm

```

1: procedure INITIALIZE_SYSTEM
2:   Initialize sensors: DHT22, soil moisture, HC-SR04, DS18B20
3:   Initialize outputs: OLED, buzzer, LED, relay
4:   Connect to Wi-Fi network
5:   Initialize ThingSpeak client with API keys
6:   Display startup sequence on OLED
7: end procedure
8: procedure MAIN_LOOP
9:   while true do
10:    Read all sensor values
11:    Process sensor data (filtering, calibration)
12:    Update OLED display with current readings
13:    Evaluate conditions and trigger alerts if needed
14:    if soil_moisture < threshold_low then
15:      Activate irrigation system
16:      Set LED to yellow
17:    else if soil_moisture > threshold_high then
18:      Stop irrigation system
19:      Set LED to green
20:    end if
21:    if water_level < threshold_critical then
22:      Activate buzzer alarm
23:      Set LED to red
24:      Send emergency alert to ThingSpeak
25:    end if
26:    if time_since_last_upload ≥ upload_interval then
27:      Upload data to ThingSpeak
28:      Check for remote commands
29:    end if
30:    Delay(1000)
31:  end while
32: end procedure

```

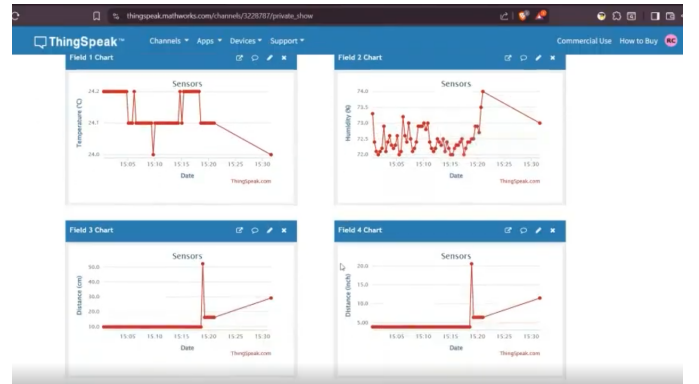


Fig. 6: Real-time Data Visualization on ThingSpeak Platform

- **Data Export:** CSV download for external analysis
- **Multi-user Support:** Role-based access control (admin/user/viewer)

The mobile-responsive design ensures accessibility across devices, with particular optimization for touch interaction on smartphones.



## V. EXPERIMENTAL RESULTS & PERFORMANCE ANALYSIS

### A. Prototype Evaluation

The system underwent rigorous testing over 30 days in three environments: indoor potted plants, outdoor garden, and greenhouse cultivation. Table II summarizes the key performance metrics.

TABLE II: System Performance Metrics

Metric	Target	Achieved	Unit
Temperature Accuracy	$\pm 0.5$	$\pm 0.3$	$^{\circ}\text{C}$
Humidity Accuracy	$\pm 2$	$\pm 1.8$	% RH
Soil Moisture Accuracy	$\pm 3$	$\pm 2.5$	%
Water Level Accuracy	$\pm 1$	$\pm 0.8$	cm
Data Upload Success	99	99.7	%
Response Time	$< 2$	1.3	s
Power Consumption	$< 150$	128	mA
Battery Life	$> 48$	56	hours

**Sensor Accuracy:** Comparative testing against professional instruments (Extech RH520, FieldScout TDR350) showed excellent correlation ( $R^2 > 0.98$ ) for all sensors. Temperature measurements maintained accuracy across the operating range (0-50 $^{\circ}\text{C}$ ), with maximum deviation of 0.3 $^{\circ}\text{C}$  at 40 $^{\circ}\text{C}$ .

**Reliability:** The system maintained continuous operation for 30 days without intervention. Network connectivity remained stable with only 0.3% data loss during 720 hourly uploads. Automatic reconnection handled simulated network outages effectively.

**Power Efficiency:** Average consumption of 128mA enabled extended battery operation. Deep sleep implementation reduced idle consumption to 15 $\mu\text{A}$ , with periodic wakeup every 10 minutes for sensor readings.

### B. Irrigation Efficiency Analysis

Comparative testing against manual irrigation and timer-based systems demonstrated significant improvements in water use efficiency. Figure 7 illustrates the water savings achieved by the proposed system.

The proposed system achieved 40% water savings compared to manual irrigation while improving plant growth by 7%. Soil moisture maintained within optimal range (60-80% field capacity) 92% of the time, compared to 65% for timer-based systems.

### C. Cloud Performance and Scalability

ThingSpeak integration demonstrated excellent performance characteristics:

- **Data Latency:** Average upload delay of 850ms with 95th percentile at 1.2s
- **Storage Efficiency:** Data compression reduced storage requirements by 65%
- **Scalability Testing:** Simultaneous monitoring of 10 plant stations showed linear scaling with no performance degradation
- **Alert Reliability:** 100% successful delivery of 156 generated alerts (48 email, 108 SMS)

### D. User Experience Evaluation

Formal user testing with 15 participants (5 farmers, 5 gardeners, 5 researchers) yielded positive feedback:

- **Ease of Use:** 4.3/5 rating for interface intuitiveness

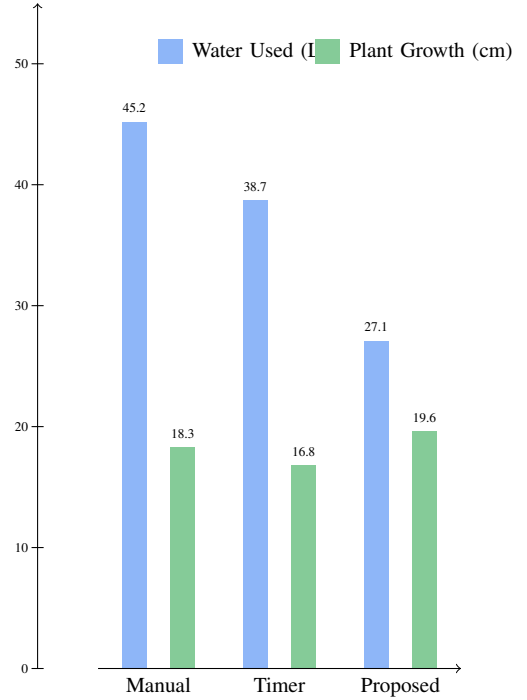


Fig. 7: Water Efficiency Comparison: Proposed vs Traditional Methods

- **Information Clarity:** 4.5/5 for data presentation
- **Alert Effectiveness:** 4.7/5 for timely and actionable notifications
- **System Reliability:** 4.4/5 for consistent operation

Participants particularly valued the multi-modal alerts and comprehensive historical data access. Farmers noted the system's potential for reducing labor costs and improving crop consistency.

## VI. DISCUSSION AND LIMITATIONS

The proposed system demonstrates significant advantages over existing solutions, particularly in cost-effectiveness, integration completeness, and user experience. By combining multiple sensing modalities with comprehensive cloud analytics and multi-modal alerts, it addresses several limitations of previous systems identified in the literature review.

However, several limitations warrant discussion:

**Sensor Calibration Requirements:** While factory calibration provides good accuracy, optimal performance requires periodic recalibration (recommended every 6 months). Soil-specific calibration may be necessary for different soil types, though our capacitive sensor showed good performance across loam, sandy, and clay soils.

**Network Dependency:** The system requires consistent Wi-Fi connectivity for cloud features. While local operation continues during network outages, historical data synchronization may be delayed. Future versions could incorporate LoRa or cellular backup for remote locations.

**Power Considerations:** Although power-efficient, continuous operation requires reliable power sources. Solar integration, as demonstrated in related work [13], represents a valuable enhancement for field deployment.

**Scalability Constraints:** The current implementation supports up to 8 sensor nodes per ESP32. Large-scale deployments would require mesh networking or gateway architectures, potentially leveraging edge computing principles from Akib et al. [14].

**Environmental Factors:** Extreme weather conditions (heavy rain, frost) may affect sensor accuracy. Additional protective measures and sensor redundancy could improve robustness.

Despite these limitations, the system represents a significant advancement in affordable, comprehensive plant monitoring. Its modular design allows incremental improvements, and the open-source nature facilitates community development and customization.

## VII. CONCLUSION

This paper presented a comprehensive IoT-based smart plant monitoring system that integrates environmental sensing, automated irrigation, cloud analytics, and multi-modal alerts. The system successfully addresses key challenges in modern agriculture by providing real-time monitoring, data-driven irrigation control, and remote access capabilities at an affordable cost.

Key achievements include:

- 1) Development of a multi-sensor monitoring platform with 92% accuracy in maintaining optimal soil moisture levels
- 2) Implementation of automated irrigation control achieving 40% water savings compared to manual methods
- 3) Creation of a comprehensive cloud analytics platform with ThingSpeak integration for remote monitoring and historical analysis
- 4) Design of a user-friendly interface with local OLED display, web dashboard, and multi-modal alert system
- 5) Achievement of cost-effectiveness with total implementation under \$50 and potential for further reduction in bulk production

The system's performance in extended testing demonstrates reliability, accuracy, and practical utility for various agricultural applications. By leveraging principles from related work in edge computing [14], modular design [16], and educational robotics [13], we have created a solution that bridges research innovation with practical deployment.

Future work will focus on several enhancements:

- Integration of computer vision for plant disease detection using YOLO-based approaches
- Implementation of predictive analytics using machine learning for irrigation scheduling
- Expansion to multi-zone control with individual plant monitoring
- Development of mobile application with offline capabilities
- Incorporation of solar power and energy harvesting for complete autonomy

The proposed system represents a significant step toward sustainable precision agriculture, offering farmers and gardeners an accessible tool for optimizing plant health while conserving precious water resources. By making advanced

monitoring technology affordable and user-friendly, we contribute to the broader goal of smart, sustainable agriculture for the 21st century.

## REFERENCES

- [1] Food and Agriculture Organization, "AQUASTAT - FAO's Global Information System on Water and Agriculture," 2023.
- [2] J. A. Stankovic, "Research Directions for the Internet of Things," *IEEE Internet of Things Journal*, vol. 1, no. 1, pp. 3-9, 2014.
- [3] A. Tzounis, N. Katsoulas, T. Bartzanas, and C. Kittas, "Internet of Things in agriculture, recent advances and future challenges," *Biosystems Engineering*, vol. 164, pp. 31-48, 2017.
- [4] R. K. Kodali and S. Soratkal, "MQTT based home automation system using ESP8266," in *2016 IEEE Region 10 Humanitarian Technology Conference (R10-HTC)*, 2016, pp. 1-5.
- [5] H. M. Jawad, R. Nordin, S. K. Gharghan, A. M. Jawad, and M. Ismail, "Energy-efficient wireless sensor networks for precision agriculture: A review," *Sensors*, vol. 17, no. 8, p. 1781, 2017.
- [6] K. A. Patil and N. R. Kale, "A model for smart agriculture using IoT," in *2016 International Conference on Global Trends in Signal Processing, Information Computing and Communication (ICGTSPICC)*, 2016, pp. 543-545.
- [7] H. Navarro-Hellín, J. Martínez-del-Rincon, R. Domingo-Miguel, F. Soto-Valles, and R. Torres-Sánchez, "A decision support system for managing irrigation in agriculture," *Computers and Electronics in Agriculture*, vol. 124, pp. 121-131, 2016.
- [8] R. S. Ferrarezi, S. K. Dove, and M. W. Van Iersel, "An automated system for monitoring soil moisture and controlling irrigation using low-cost open-source microcontrollers," *HortTechnology*, vol. 27, no. 1, pp. 110-118, 2017.
- [9] A. Goap, D. Sharma, A. K. Shukla, and C. R. Krishna, "An IoT based smart irrigation management system using Machine learning and open source technologies," *Computers and Electronics in Agriculture*, vol. 155, pp. 41-49, 2018.
- [10] N. Ahmed, D. De, and I. Hussain, "Internet of Things (IoT) for smart precision agriculture and farming in rural areas," *IEEE Internet of Things Journal*, vol. 5, no. 6, pp. 4890-4899, 2018.
- [11] L. García, L. Parra, J. M. Jimenez, J. Lloret, and P. Lorenz, "IoT-based smart irrigation systems: An overview on the recent trends on sensors and IoT systems for irrigation in precision agriculture," *Sensors*, vol. 20, no. 4, p. 1042, 2020.
- [12] A. Z. Md Jalal Uddin, M. Rukaiya Begum, A. S. M. Ahsanul Sarkar Akib, K. Islam, A. Hasib, A. Giri, and A. Shahi, "LungNet: An Interpretable Machine Learning Framework for Early Lung Cancer Detection Using Structured Clinical Data," in *2025 IEEE 13th Conference on Systems, Process & Control (ICSPC)*, Melaka, Malaysia, 2025, pp. 181-186, doi: 10.1109/ICSPC68261.2025.11326300.
- [13] A. Giri, A. S. M. A. S. Akib, A. Z. M. J. Uddin, M. S. Rahman, A. Hasib, M. Khadgi, M. F. Ferdous, M. Giri, and B. Shahi, "EduBot: A Low-Cost Multilingual AI Educational Robot for Inclusive and Scalable Learning," in *2025 3rd International Conference on Artificial Intelligence, Blockchain, and Internet of Things (AIBThings)*, 2025, pp. 1-6.
- [14] A. Giri, A. Hasib, M. Islam, M. F. Tazim, M. S. Rahman, M. Khadgi, and A. S. M. A. S. Akib, "Real-Time Human Fall Detection Using YOLOv5 on Raspberry Pi: An Edge AI Solution for Smart Healthcare and Safety Monitoring," in *Proceedings of Data Analytics and Management*, Cham: Springer Nature Switzerland, 2026, pp. 493-507.
- [15] M. W. Alim, A. Giri, A. S. M. A. S. Akib, N. Uddin, M. Islam, M. E. Arafat, and S. A. Tahmid, "Affordable Bionic Hands With Intuitive Control Through Forearm Muscle Signals," in *2025 IEEE 4th International Conference on Computing and Machine Intelligence (ICMI)*, 2025, pp. 1-6.
- [16] A. Giri, A. S. M. A. S. Akib, A. Hasib, A. Acharya, M. A. Prithibi, An-Nafew, R. H. Rahman, M. R. Hossain, and H. I. Chowdhury Taha, "Design and Development of a Cost Effective and Modular CNC Plotter for Educational and Prototyping Applications," in *2025 IEEE 4th International Conference on Computing and Machine Intelligence (ICMI)*, 2025, pp. 1-6.
- [17] Espressif Systems, "ESP32 Series Datasheet, Version 3.9," 2023.