

# STEEREVAL: Inference-time Interventions Strengthen Multilingual Generalization in Neural Summarization Metrics

Silvia Casola<sup>1\*</sup>, Ryan Soh-Eun Shim<sup>1\*</sup>,  
Felicia Körner<sup>1</sup>, Yuchen Mao<sup>2</sup>, Barbara Plank<sup>1</sup>

<sup>1</sup>MaiNLP, Center for Information and Language Processing, LMU Munich, Germany

<sup>2</sup>Language Science and Technology, Saarland University, Germany

## Abstract

An increasing body of work has leveraged multilingual language models for Natural Language Generation tasks such as summarization. A major empirical bottleneck in this area is the shortage of accurate and robust *evaluation metrics for many languages*, which hinders progress. Recent studies suggest that multilingual language models often use English as an internal pivot language, and that misalignment with this pivot can lead to degraded downstream performance. Motivated by the hypothesis that this mismatch could also apply to multilingual neural metrics, we ask whether steering their activations toward an English pivot can improve correlation with human judgments. We experiment with encoder- and decoder-based metrics and find that test-time intervention methods are effective across the board, increasing metric effectiveness for diverse languages.

## 1 Introduction

The introduction of metrics such as BLEU (Papineni et al., 2002) and ROUGE (Lin, 2004) has enabled the automatic evaluation of natural language generation (NLG) outputs, which allows progress to be made by assessing systems and their generated text in a consistent and efficient manner (Sai et al., 2022; Celikyilmaz et al., 2021). Such metrics serve as a proxy for human evaluation, which is costly, time-consuming, and difficult to reproduce (van der Lee et al., 2021; Howcroft et al., 2020).

While earlier metrics rely on the notion of lexical overlap between a model output and a human-written reference (Papineni et al., 2002; Lin, 2004), later metrics have become increasingly model-based (Zhang et al., 2020; Rei et al., 2020; Sellam et al., 2020), until now coming to the trend of using Large Language Models (LLMs) as evaluators (Liu et al., 2023; Fu et al., 2024). Such

\* Equal contribution. Author ordering decided on coin flip.

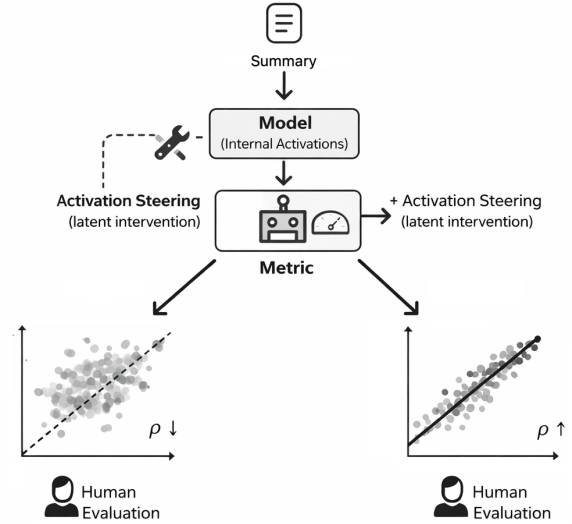


Figure 1: Illustration of our method, where activation steering induces stronger correlations between LLM-as-a-judge and human evaluation.

model-based metrics have the benefit of stronger correlation with human judgments, and enjoy some degree of multilingual generalization when multilingual backbones are used (Zhang et al., 2020; Rei et al., 2020; Sellam et al., 2020).

However, preliminary studies on model-based multilingual evaluation suggest they often do not correlate well with human judgments (Mondshine et al., 2025). We hypothesize this gap is partly due to the way multilingual LLMs process different languages: recent work has shown multilingual LLMs internally rely on English as a pivot language (Wendler et al., 2024); a mismatch with this pivot has been linked to poor performance in machine translation (Bafna et al., 2025). This insight can be leveraged as a basis for performance improvement. Wang et al. (2025a), for example, directly intervene on the internal representations by mapping (i.e., steering) the representations of low-resource languages to English; they show this intervention to be helpful for a wide variety of NLG tasks.

In this work, we therefore explicitly ask the following research question: To what degree does mapping the activations of low-resource languages to English strengthen *multilingual metric* performance? To answer this question, we focus on the task of summarization evaluation and first conduct a meta-analysis of model-based summarization metrics across eight diverse languages. We examine several multilingual LLM-as-judge approaches and an encoder-based metric. We find that current LLM-based metrics show modest and inconsistent correlation with human judgments. We then investigate whether steering multilingual model-based metrics toward a high-resource pivot language at test time can improve their reliability. Inspired by evidence that steering latent representations can improve multilingual generation (Wang et al., 2025a), we evaluate two steering techniques and analyze to what extent they can improve model-based evaluation, which, to our knowledge, has not been explored before. These interventions occur at inference time and require no model retraining. Our contributions are as follows:

**Activation steering for model-based multilingual metrics.**

We study two model-steering techniques for automatic multilingual evaluation, showing consistent improvements in correlation with human judgments for summarization evaluation. Our focus is both on LLMs (for which some improvement has been shown in generation) and on encoder-based models (for which steering has not previously been explored, to the best of our knowledge).

**Multilingual metric meta analysis.**

We perform a meta-analysis of model-based evaluation metrics for summarization across eight typologically diverse languages, covering both encoder-based metrics and LLM-as-judge approaches, with a diverse set of backbones.

**Cross-lingual vector similarity.**

We empirically measure the cross-lingual similarity between *Language X*  $\rightarrow$  *English* vectors in LLMs, and find these vectors to be largely similar across languages in many layers, corroborating prior work in the cross-lingual generalizability of refusal vectors (Wang et al., 2025b), and, more broadly, shared language geometries (Chi et al., 2020; Dumas et al., 2025).

## 2 Related Work

### 2.1 Multilingual summarization evaluation

Automatic evaluation of natural language generation (NLG) and summarization is a longstanding challenge (Sai et al., 2022; Celikyilmaz et al., 2021). Most existing work has focused on English. For instance, Fabbri et al. (2021) evaluate 14 summarization metrics across four quality dimensions, while subsequent studies show that the correlation with human judgments of reference-based metrics can drop when scoring LLM-generated outputs (Casola et al., 2025). As evaluation has increasingly shifted to Large Language Models, Bavaresco et al. (2025) conducted a large-scale evaluation across multiple tasks, including summarization, and demonstrated high variability in metric behavior across different LLM judges.

However, the extent to which these findings generalize beyond English remains understudied. Clark et al. (2023) introduce a multilingual dataset in which model outputs are annotated in a binary fashion for specific desirable properties (e.g., conciseness), and shows it can be used to train strong ad hoc evaluation metrics. Similarly, Hada et al. (2024) propose a multilingual dataset with human judgments using either binary labels or a 0–2 scale, and use it to assess LLMs as evaluators across five dimensions. More focused studies include Barnes et al. (2025), who analyze LLM-as-a-judge performance for Spanish and Basque, highlighting variation in evaluators’ behaviors. Finally, Mondshine et al. (2025) recently introduced an abstractive summarization dataset for meta-evaluating automatic metrics across eight diverse languages, focusing on n-gram- and small model-based metrics, concluding that correlations with human judgments remain relatively low in multilingual settings.

### 2.2 Activation steering

Motivated by the hypothesis that high-level concepts are represented as directions in activation space (Park et al., 2024), an increasing body of work has made use of a test-time method known as steering to control LLM behaviors. Such works typically isolate the direction that represents a given concept by way of vector arithmetics, where the isolated vector can then be added to activations at test time (Turner et al., 2024). Such a steering method has been applied to inducing or reducing characteristics such as truthfulness (Marks and Tegmark, 2024), toxicity, sentiment (Turner et al., 2024), re-

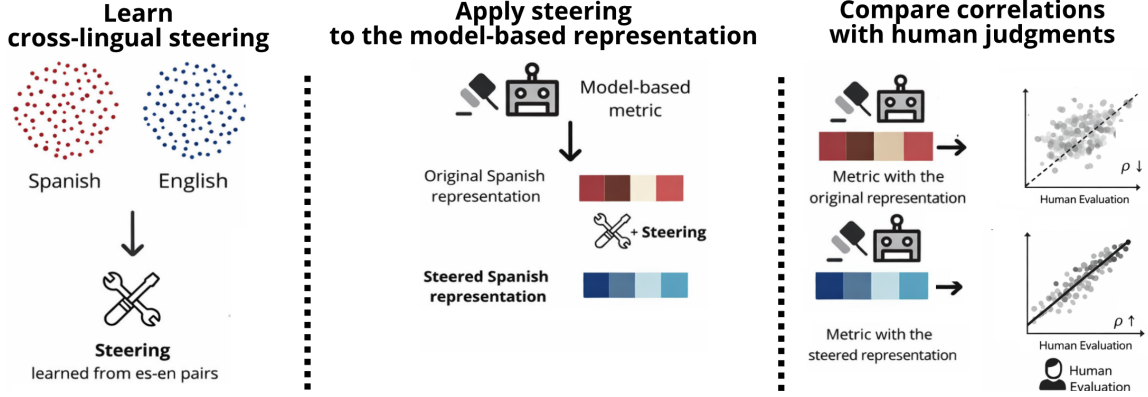


Figure 2: Illustration of our STEEREVAL method. We first use parallel data to learn cross-lingual vectors or mappings from  $X \rightarrow \text{English}$ . We then apply the steering to neural metrics. Finally, we show that such steering results in better correlation with human judgments.

fusal (Arditi et al., 2024), and language steering (Sterz et al., 2025). In NLG and summarization evaluation, this approach has recently also been leveraged to induce stronger correlation with human judgments in metrics on specific dimensions of text, such as coherence and fluency (Sheng et al., 2024). Moving beyond vectors, recent work has shown linear transformations to also be effective in steering activations (Wang et al., 2025a) by mapping low- to high-resource languages. In this paper, we build on both lines of work by applying vector- and mapping-based approaches to multilingual summarization evaluation.

### 3 Experimental Setup

#### 3.1 Metrics steering

Figure 6 provides an overview of our steering methodology. We first learn a steering direction or mapping between activations in the target language and in English using parallel data. With the model-based metric frozen, we then steer its internal representations at inference time. A scalar parameter controls the strength of the steering. Finally, we evaluate the metric using the steered representations and analyze its correlation with human judgments. We describe further details below.

#### Vector-based intervention

The linear representation hypothesis (Park et al., 2024) proposes that high level concepts are represented as directions in the activation space of language models. As discussed in Section 2.2, a growing body of work has made use of this notion to isolate specific features, which can then be added to activations at test time to induce changes in output.

In line with this work, we compute vectors from a lower-resourced (source) to a higher-resourced (target) language using parallel data. Given representations in the source language  $h_s$  and target language  $h_t$ , we subtract the mean of  $h_s$  from  $h_t$ , resulting in one vector per layer that represents the source to target language direction.

$$\bar{h}_v = \bar{h}_t - \bar{h}_s$$

At test time, we add the vectors to activations in each corresponding layer,

$$h_{q,l}^{mix} = h_s + \rho \bar{h}_v$$

where  $\rho$  represents the strength and direction of the steering,  $q$  the final representation of the input at test time, and  $l$  the layer the steering is applied to. For LLM-based metrics, we learn layer-specific transformations, while we set a fixed  $\rho$  for all layers. For COMET, an encoder-based metric, we perform this step only on the pooled representation.

#### Map-based intervention

Wang et al. (2025a) proposed an inference-time intervention to improve generation performance in a multilingual setting. The method learns a linear mapping  $W_l$  between a lower-resourced (source) and a higher-resourced (target) language using parallel data. Specifically, given representations in the source language  $h_s$  and target language  $h_t$ ,  $W_l^*$  is learned by aligning the source with the target representations by minimizing their distance.

$$W_l^* = \operatorname{argmin}_{W_l} \sum_{i=1}^N \|W_l h_{i,l}^s - h_{i,l}^t\|^2$$

The mapping is then used to project the representations in the source language into the direction of the target language at inference time as in  $\hat{h}_{q,l}^t = W_l^* h_{q,l}^s$ . Finally, we use a parameter  $\sigma$  to control how much to deviate from the original representation,<sup>1</sup> as in

$$h_{q,l}^{mix} = (1 - \sigma)h_{q,l}^s + \sigma\hat{h}_{q,l}^t$$

For LLM-as-a-judge methods, we follow Wang et al. (2025a) in learning one map per layer. For COMET, as for the layer intervention, we learn the mapping on the pooled representation only.

### 3.2 Metrics

We examine the following two LLM-as-a-judge metrics, along with an encoder-based metric:

**Direct prompting** We directly prompt a multilingual model to produce a numerical score on a 1–5 scale for each evaluation dimension. However, directly extracting the score from the model output can be unreliable, as responses may include additional text or justifications, an issue even more complex in multilingual settings. Thus, we follow G-Eval (Liu et al., 2023) and compute the score as a weighted sum over the token probabilities corresponding to the evaluation scale at the first generated token. The final score is computed as:

$$\text{score} = \sum_i p(s_i) \times s_i$$

where  $s_i \in \{1, \dots, 5\}$  is the score output tokens requested in the prompt and  $p(s)$  their probability.

**GPTScore (Fu et al., 2024)** We evaluate a hypothesis using the model’s conditional generation probabilities. Given a prompt that specifies a desired property (e.g., coherence), the model is instructed to generate a summary exhibiting that property. The summary to be evaluated is thus scored by computing the average log-probability of its tokens under the model, conditioned on the prompt. Specifically, we compute the final score as:

$$\text{score} = \frac{1}{N} \sum_{t=1}^N \log p(h_t \mid h_{<t}, P, \theta)$$

<sup>1</sup>Note that this formulation slightly deviates from the original implementation in Wang et al. (2025a), where  $h_{q,l}^{mix} = h_{q,l}^s + \sigma\hat{h}_{q,l}^t$ ; we bound  $\sigma$  between 0 and 1 to make the parameter more interpretable. For positive  $\sigma$  values, this modification does not fundamentally change the equation.

where  $P$  is the prompt,  $N$  is the number of tokens in the summary, and  $\theta$  the model parameters.

For both LLM-based metrics, we use Llama-3-8B Instruct<sup>2</sup> (Grattafiori et al., 2024), Bloom-7B Instruct<sup>3</sup> (Workshop et al., 2023), Aya expande-8B<sup>4</sup> (Dang et al., 2024), and a larger version of the same model<sup>5</sup> as backbones. These models are chosen since they are open, relatively small, have broad language coverage, and have shown good performance in various multilingual tasks. To understand whether steering is also effective in larger models, we additionally examine Aya expande-32B. We prompt each model both in English and with a machine translated version in the target language. Appendix A details the metrics’ implementation, including the prompts.

**COMET (Rei et al., 2020)** Due to prior work reporting state-of-the-art performance on many languages by directly applying COMET on multilingual summarization evaluation (Mondshine et al., 2025; Krubiński and Pecina, 2022), we also perform our experiments on COMET, which is a multilingual neural metric typically used in machine translation. We rely on the *wmt22-comet-da* model, which is built on top of XLM-R (Conneau et al., 2020) and follow the experimental design of Mondshine et al. (2025) to adapt the machine-translation metric to summarization: we replace the source input with an empty string, use the system-generated summary as the hypothesis, and the human-written summary as the reference.

### 3.3 Datasets

To learn the language alignments, we leverage the FLORES multiparallel dataset (Goyal et al., 2021), which consists of high-quality human-translated sentences primarily from Wikipedia. We follow Wang et al. (2025a) and use 500 parallel sentence pairs for both methods.

In order to measure the metrics’ correlation with human judgments, we leverage recent multilingual data from Mondshine et al. (2025), who designed an evaluation suite with human judgments across Arabic, Spanish, Hebrew, Japanese, Turkish, Ukrainian, Yoruba, and Chinese, languages belonging to diverse typological families and ranging from high- to low-resourced.<sup>6</sup> The source docu-

<sup>2</sup>*meta-llama/Llama-3.1-8B-Instruct*

<sup>3</sup>*bigscience/bloomz-7b1-mt*

<sup>4</sup>*CohereLabs/aya-expande-8b*

<sup>5</sup>*CohereLabs/aya-expande-32b*

<sup>6</sup>We provide dataset statistics in Table 2.



ments are collected from the XL-Sum (Hasan et al., 2021) and the HeSum (Paz-Argaman et al., 2025) datasets. For each language, the authors sample 400 instances at random from the test split and generate summaries using GPT-3.5-Turbo (Ouyang et al., 2022) and Gemini (Team et al., 2025). Human judgments (with 1–5 workers per language) are collected using a 1–4 Likert scale (Likert, 1932) on two dimensions: coherence and completeness. Note that, to increase diversity, authors corrupted one third of the summaries to degrade quality: for coherence, they replaced nouns and verbs with lemmas and shuffled sentences; for completeness, named entities with random ones. As in the original setting, we keep those outputs.

## 4 Steering neural metrics

### 4.1 Baseline performance

Table 1 reports the Pearson correlation between neural scores and the mean of the human judgments with no intervention. Correlations vary across configuration, with .34 being the highest score. Several languages (especially Yoruba and Hebrew) show near-zero or negative correlations for multiple models, prompting strategies, and evaluation dimensions, corroborating previous findings (Mondshine et al., 2025). Spanish, Japanese, and Chinese tend to obtain higher correlations than other languages.

Despite its size and simplicity, COMET performs competitively in several settings, especially on completeness for Arabic, Hebrew, and Ukrainian, matching or exceeding LLM-based approaches in some cases. GPTScore tends to produce more stable and consistently positive correlations than direct prompting, especially for mid- and higher-resourced languages such as Spanish, Japanese, and Chinese. In contrast, direct prompting is highly sensitive to the choice of the LLM: Bloom-7B often produces negative correlations, while Llama-3-8B performs substantially better.

While the metric formulation matters, model correlation with human judgment strongly depends on the backbone. Across both metric formulations, Llama-3-8B generally results in the strongest correlations, while Bloom-7B performs worst. Aya-exp 8B typically falls between the two. Interestingly, despite its larger size, Aya-exp 32B does not perform consistently better than its smaller (8B) version, suggesting other factors aside from size might be at play.

The best language for prompting appears to de-

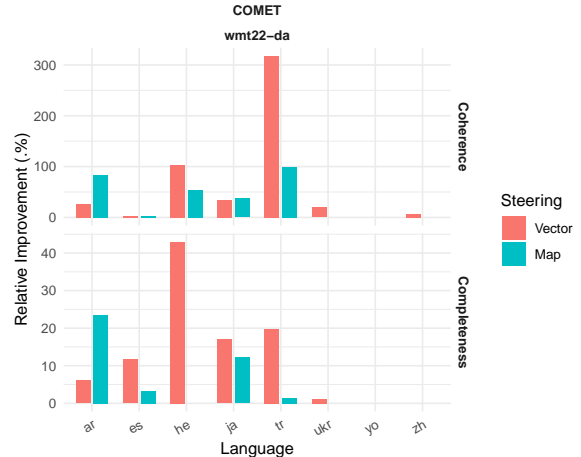


Figure 3: Relative improvement in Pearson correlation after steering for COMET.

pend on the target metric. For GPTScore, prompting in the source language (even via machine translation) often improves results with respect to using English. The opposite applies to direct prompting. Detailed results for alternative prompting languages are given in Appendix E.

Looking at the different evaluation dimensions, completeness correlations are typically higher than coherence for most languages and metrics, and negative values are less common.<sup>7</sup>

Finally, Table 8 in Appendix E examines a simpler meta-evaluation scenario i.e., the proportion of cases where a metric assigns a higher score to the original summary than to its corrupted counterpart, i.e., its accuracy in detecting corrupted summaries. GPTScore consistently achieves high accuracies ( $> 0.9$  for most languages); in contrast, direct prompting (and COMET for some low-resource languages) shows much larger variance, with even below-random performance for some languages.

### 4.2 Effect of steering

Figures 3, 4 and 5 report the relative improvements after steering, which we compute as

$$\Delta\% = \frac{\text{correlation}_{\text{steered}} - \text{correlation}_{\text{baseline}}}{|\text{correlation}_{\text{baseline}}|} \times 100$$

Thus,  $\Delta\% = 100\%$  indicates that the correlation with human judgments doubles after steering. We report results including the nominal correlation after steering in Table 3 in Appendix C.

<sup>7</sup>This could also partially be explained by the data corruption process (see Section 3.3), since two different processes are applied for coherence and completeness.

	Coherence								Completeness							
	ar	es	he	ja	tr	ukr	yo	zh	ar	es	he	ja	tr	ukr	yo	zh
<b>COMET</b>																
wmt22-comet-da	.09	.22	.02	.10	.03	.12	-.05	.14	<b>.27</b>	.09	<b>.09</b>	.23	.15	.16	-.04	.18
<b>Direct Prompting</b>																
Bloom-7b	-.01	-.02	-.04	.00	.02	-.05	-.03	.08	-.14	-.07	-.09	-.12	-.01	.00	-.09	-.03
Llama3-8b	<b>.09</b>	.15	-.05	.24	.03	.19	.08	.19	.23	.03	-.08	.29	.14	.15	<b>.20</b>	.14
Aya-exp 8b	-.04	.06	-.09	<b>.25</b>	.04	<b>.21</b>	-.01	.13	-.01	.06	.01	.21	.14	<b>.15</b>	.00	.14
Aya-exp 32b	.03	.16	<b>.03</b>	.18	-.04	.18	<b>.10</b>	.15	.20	.02	.04	.33	.09	.12	.06	.12
<b>GPTScore</b>																
Bloom-7b	.05	.22	-.08	.13	<b>.09</b>	.02	-.04	.20	.17	.08	-.05	.31	.12	-.04	-.08	.14
Llama3-8b	.04	<b>.23</b>	-.04	.16	.07	.13	-.06	<b>.22</b>	.14	<b>.11</b>	.00	.27	.17	.08	-.06	<b>.15</b>
Aya-exp 8b	.07	.19	-.03	.18	.09	.14	-.07	.20	.23	.07	.01	.31	<b>.19</b>	.10	-.09	.13
Aya-exp 32b	.08	.18	-.05	.13	.07	.14	-.04	.17	.25	.06	.03	<b>.34</b>	.18	.13	-.07	.13

Table 1: Pearson correlation for baseline evaluation. Bold indicates the highest correlation per language and dimension. For direct prompting, we use English, while for GPTScore we prompt in the source language. Additional results using the other prompting languages are reported in Appendix E.

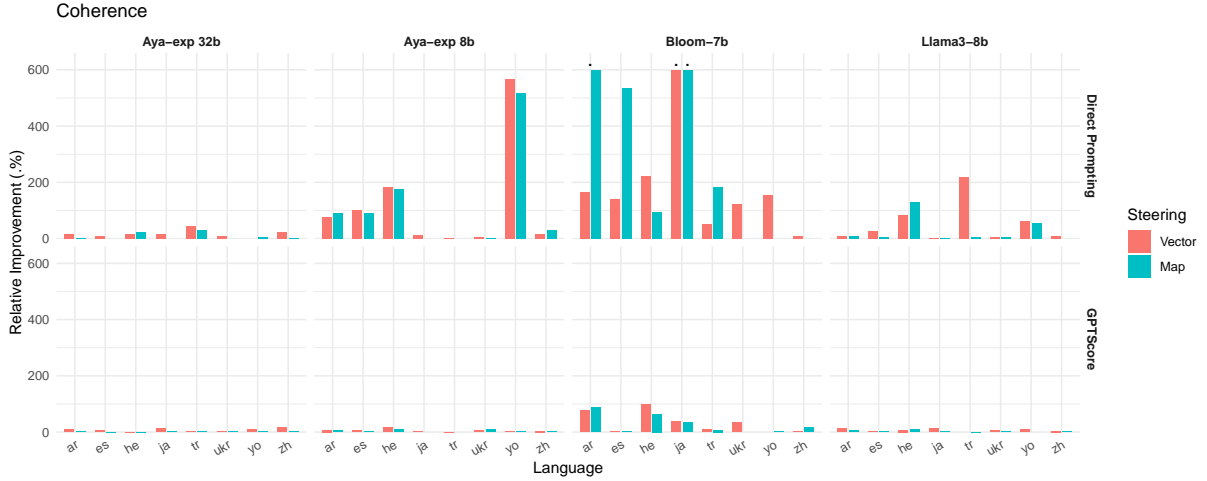


Figure 4: Relative improvement in Pearson correlation after steering for coherence for LLM-as-a-judge metrics. Values above 600 (shown with a black dot on top of the bar) are clipped to improve readability.

We report the results when considering the best scaling factors  $\rho$  or  $\sigma$ , (i.e., oracle results), as our goal is to understand what improvement steering can achieve over a baseline. We discuss the role of these parameters in Section 5.

Overall, our results provide strong evidence that steering improves the performance of model-based metrics. Steering almost always improves correlation over the unsteered baseline, often substantially so, especially in settings where baseline performance is low. While results vary per language, we see an overall positive trend, with some relative improvements larger than 100%. For instance, Bloom-7B direct prompting on Japanese coherence improves from near-zero correlation to 0.18 after steering. In addition, even in cases where the baseline correlation was already decent, steering can also improve the correlation. Such is the case for in-

stance with Llama3-8B on Spanish, where steering resulted in an improvement from 0.15 to 0.20 on coherence. This confirms that our interventions can improve the evaluative behavior of both encoder-based metrics and LLM-based evaluators. The magnitude of the gains, however, can vary considerably across steering method, metrics, and languages, and we analyse their effects below.

**Steering method effect** Both Vector and Map typically lead to improvements, but their behavior differs. Vector steering tends to yield larger gains, especially for COMET and for low-performing language-metric pairs, occasionally resulting in very large relative improvements (e.g., Turkish coherence under COMET). This is surprising given the comparatively simpler nature with respect to the map method and the lower number of parameters;

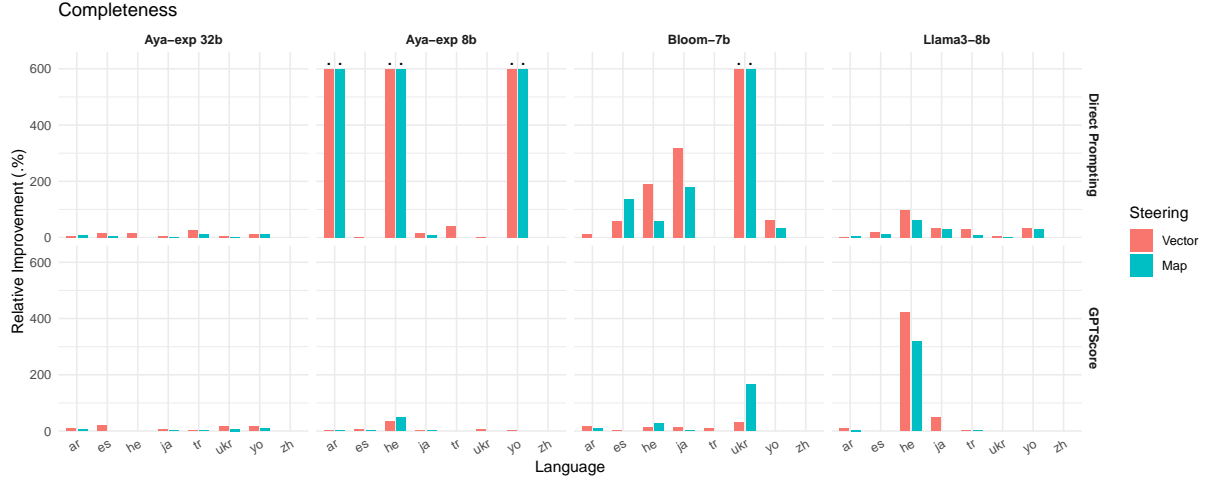


Figure 5: Relative improvement in Pearson correlation after steering for LLM-as-a-judge metrics for completeness. Values above 600 (shown with a black dot on top of the bar) are clipped to improve readability.

however, as discussed in Section 5, this typically comes at a cost, as the strength of the steering can be more language specific.

**Per-metric effect** COMET is very responsive to steering. Across both coherence and completeness, steering results in large improvements in nearly all languages, with many cases exceeding +50% relative gains, showing that, while yet unexplored, steering shows potential for encoder-based metrics. Direct prompting exhibits highly variable behavior. While some settings show dramatic relative improvements, these often occur when the baseline correlation is near zero, making percentage gains unstable and less informative in absolute terms. Despite these large deltas, absolute correlations remain comparatively modest, suggesting that direct prompting remains a weaker strategy overall. GPTScore-based evaluators benefit more moderately from steering, with improvements diminishing when baseline correlations are strong. This suggests diminishing returns of steering for metrics with a higher baseline in the target dimension.

**Per-language effects** Across metrics, languages with weaker baseline performance (e.g., Hebrew, Turkish, and Yoruba) tend to benefit the most from steering. In contrast, high-resource or well-modeled languages like Spanish and Japanese show smaller but still consistent gains, in line with the hypothesis that steering might improve the representation quality. Notably, some languages exhibit different behavior across dimensions, typically with stronger gains for coherence than completeness.

## 5 Analysis

To study the multilingual dynamics of steering, we perform additional experiments, detailed below. We focus our experiments on the Aya-expanse 8b model due to its strong multilingual capabilities (Winata et al., 2024; Üstün et al., 2024).

### How language-specific are language vectors?

Prior work in activation steering has found refusal direction to be broadly similar across languages (Wang et al., 2025b). In this section, we follow up on this inquiry and measure the extent to which *Language X*  $\rightarrow$  *English* directions are similar. As such, we compute the cosine similarity between our *Language X*  $\rightarrow$  *English* vectors for each layer. We also perform a PCA of the vectors to show the relative similarity between steering directions. Figure 6 shows our results for layer 10. We observe that for every vector pair except Yoruba, the cosine similarity is relatively high, which is in line with prior findings where refusal direction generalizes to most languages except Yoruba (Wang et al., 2025b). Similar trends also hold for other mid-layers, where Yoruba consistently stands out as an outlier. However, we also note that the vector similarity differs as layers progress, which motivates our usage of language-specific  $\rho$  in the scenario where all layers are steered following Wang et al. (2025a), as opposed to using the same  $\rho$  across all source languages.

### How language-specific are steering factors?

In Table 3, we do not tune the parameters due to the lack of language-specific development sets in the

dataset, and reports results obtained by selecting the best steering factor (kept fixed across all layers) per language. Here, we analyze the role of these parameters.

For the Map-based steering method, we validate 5 values of  $\sigma \in [0, 1]$ , with  $\sigma = 0$  corresponding to no steering and 1 to completely steer the representation to English. Table 4 in Appendix D report the results for all values of  $\sigma$ . We find that larger values of  $\sigma$  generally lead to higher mean relative improvements, with  $\sigma = 1$  achieving the highest mean in aggregate. The fraction of settings that benefit from steering remains relatively stable across  $\sigma$  values, suggesting that higher average gains do not necessarily translate into uniformly consistent improvements.

For the Vector-based steering method, we validate integer values of  $\rho \in [-5, +5]$ , where negative values correspond to steering away from English, positive values to steering toward English, and  $\sigma = 0$  denotes no steering. Table 5 in Appendix D reports the results for all values of  $\rho$ . These results are less straightforward to interpret. We hypothesize this might be partially due to the lack of distance normalization:  $\bar{h}_s$  might be at different distances from  $\bar{h}_t$ , making the value of  $\rho$  inconsistent across languages. We observe that negative values of  $\rho$  generally outperform positive ones. In aggregate,  $\rho = -5$  achieves the highest mean relative improvement, with approximately 60% of individual settings improving over the unsteered baseline. However, we see substantial variability: while some settings exhibit very large gains, others show degradation, resulting in large standard deviations. Positive values of  $\rho$ , corresponding to steering toward English, are typically harmful on average, with  $\rho = +5$  yielding a negative mean relative improvement.

Overall, the effect of the steering factors varies substantially across languages, evaluation dimensions, and baseline strengths, making validation on a development set preferable whenever possible.

### English vs French as steering target

To empirically understand the role of the target language, we follow Wang et al. (2025a) in repeating our steering experiments using French as target. Table 9 in Appendix F shows our results. Similar to Wang et al. (2025a), we observe that across the majority of setups, French as a target also results in significant improvements in correlation, which we hypothesize to be due to its status as a high-

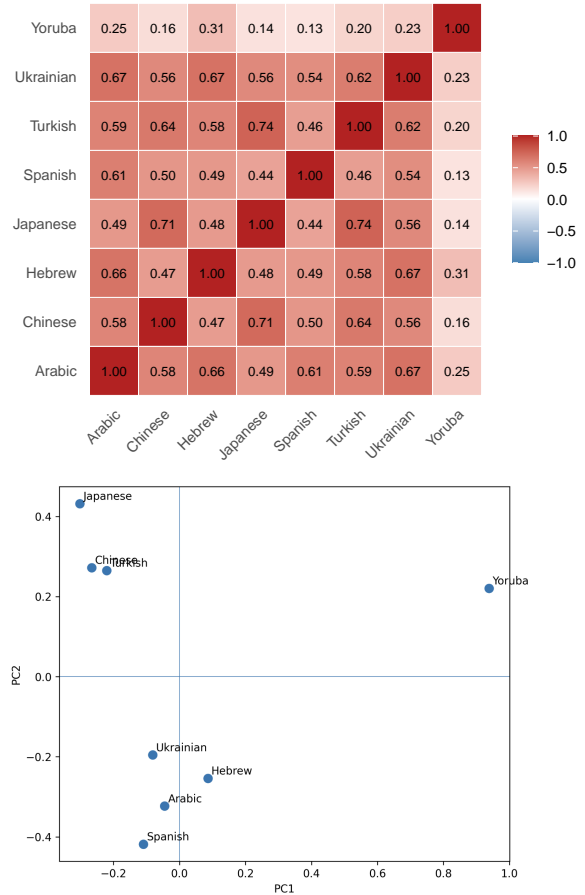


Figure 6: Cosine similarity across vectors (top) and Principal Component Analysis of the Vector-based steering directions (bottom).

resource language well-aligned with the English pivot.

## 6 Conclusion

In this paper, we leveraged the insight that LLMs internally use English as a pivot language (Wendler et al., 2024) to induce stronger multilingual generalization in neural metrics. Our findings highlight the effectiveness of test-time intervention methods for neural metrics, and contribute to the growing body of work that leverages model-internal insights for practical scenarios (Marks and Tegmark, 2024). Although our work focuses on direct assessment, prior work has also leveraged test-time interventions for specific evaluative dimensions such as fluency (Sheng et al., 2024). Future work could investigate whether language- and dimension-specific interventions can be combined for multilingual evaluation.



## Limitations

As our study necessarily depends on multilingual summarization datasets with human judgments, one limitation of our work is the smaller count of samples and human annotators in certain languages for our primary dataset (Mondshine et al., 2025). Moreover, given the lack of a development set and the relatively low number of sentences (which would not allow for a split between development and test data), we did not tune the  $\rho$  and  $\sigma$  parameter, reporting the best value per language instead. Finally, while we performed experiments using an alternative pivot language to English, specific source-target pairs might be preferable. We leave further analysis in this direction for future work.

## Ethical Statement

We acknowledge the usage of LLMs in the partial assistance of figure creation, code development, and in strengthening the coherence of parts of the manuscript.

## Acknowledgments

We would like to thank the members of the MaiNLP lab for their valuable feedback. We recognize the support for Ryan Soh-Eun Shim, Felicia Körner, and Barbara Plank through the ERC Consolidator Grant DIALECT 101043235.

## References

- Andy Arditi, Oscar Obeso, Aaquib Syed, Daniel Paleka, Nina Panickssery, Wes Gurnee, and Neel Nanda. 2024. [Refusal in language models is mediated by a single direction](#). *Preprint*, arXiv:2406.11717.
- Niyati Bafna, Tianjian Li, Kenton Murray, David R. Mortensen, David Yarowsky, Hale Sirin, and Daniel Khashabi. 2025. [The translation barrier hypothesis: Multilingual generation with large language models suffers from implicit translation failure](#). *Preprint*, arXiv:2506.22724.
- Jeremy Barnes, Naiara Perez, Alba Bonet-Jover, and Begoña Altuna. 2025. [Summarization metrics for spanish and basque: Do automatic scores and llm-judges correlate with humans?](#) *Preprint*, arXiv:2503.17039.
- Anna Bavaresco, Raffaella Bernardi, Leonardo Bertolazzi, Desmond Elliott, Raquel Fernández, Albert Gatt, Esam Ghaleb, Mario Giulianelli, Michael Hanna, Alexander Koller, Andre Martins, Philipp Mondorf, Vera Neplenbroek, Sandro Pezzelle, Barbara Plank, David Schlangen, Alessandro Suglia, Aditya K Surikuchi, Ece Takmaz, and Alberto Testoni. 2025. [LLMs instead of human judges? a large scale empirical study across 20 NLP evaluation tasks](#). In *Proceedings of the 63rd Annual Meeting of the Association for Computational Linguistics (Volume 2: Short Papers)*, pages 238–255, Vienna, Austria. Association for Computational Linguistics.
- Silvia Casola, Yang Janet Liu, Siyao Peng, Oliver Kraus, Albert Gatt, and Barbara Plank. 2025. [References matter: Investigating the impact of reference set variation on summarization evaluation](#). In *Proceedings of the 18th International Natural Language Generation Conference*, pages 274–291, Hanoi, Vietnam. Association for Computational Linguistics.
- Asli Celikyilmaz, Elizabeth Clark, and Jianfeng Gao. 2021. [Evaluation of text generation: A survey](#). *Preprint*, arXiv:2006.14799.
- Ethan A. Chi, John Hewitt, and Christopher D. Manning. 2020. [Finding universal grammatical relations in multilingual BERT](#). In *Proceedings of the 58th Annual Meeting of the Association for Computational Linguistics*, pages 5564–5577, Online. Association for Computational Linguistics.
- Elizabeth Clark, Shruti Rijhwani, Sebastian Gehrmann, Joshua Maynez, Roei Aharoni, Vitaly Nikolaev, Thibault Sellam, Aditya Siddhant, Dipanjan Das, and Ankur Parikh. 2023. [SEAHORSE: A multilingual, multifaceted dataset for summarization evaluation](#). In *Proceedings of the 2023 Conference on Empirical Methods in Natural Language Processing*, pages 9397–9413, Singapore. Association for Computational Linguistics.
- Alexis Conneau, Kartikay Khandelwal, Naman Goyal, Vishrav Chaudhary, Guillaume Wenzek, Francisco Guzmán, Edouard Grave, Myle Ott, Luke Zettlemoyer, and Veselin Stoyanov. 2020. [Unsupervised cross-lingual representation learning at scale](#). In *Proceedings of the 58th Annual Meeting of the Association for Computational Linguistics*, pages 8440–8451, Online. Association for Computational Linguistics.
- John Dang, Shivalika Singh, Daniel D’souza, Arash Ahmadian, Alejandro Salamanca, Madeline Smith, Aidan Peppin, Sungjin Hong, Manoj Govindassamy, Terrence Zhao, Sandra Kublik, Meor Amer, Viraat Aryabumi, Jon Ander Campos, Yi-Chern Tan, Tom Kocmi, Florian Strub, Nathan Grinsztajn, Yannis Flet-Berliac, and 26 others. 2024. [Aya expande: Combining research breakthroughs for a new multilingual frontier](#). *Preprint*, arXiv:2412.04261.
- Clément Dumas, Chris Wendler, Veniamin Veselovsky, Giovanni Monea, and Robert West. 2025. [Separating tongue from thought: Activation patching reveals language-agnostic concept representations in transformers](#). In *Proceedings of the 63rd Annual Meeting of the Association for Computational Linguistics (Volume 1: Long Papers)*, pages 31822–31841, Vienna, Austria. Association for Computational Linguistics.

- Alexander R. Fabbri, Wojciech Kryściński, Bryan McCann, Caiming Xiong, Richard Socher, and Dragomir Radev. 2021. [SummEval: Re-evaluating summarization evaluation](#). *Transactions of the Association for Computational Linguistics*, 9:391–409.
- Jinlan Fu, See-Kiong Ng, Zhengbao Jiang, and Pengfei Liu. 2024. [GPTScore: Evaluate as you desire](#). In *Proceedings of the 2024 Conference of the North American Chapter of the Association for Computational Linguistics: Human Language Technologies (Volume 1: Long Papers)*, pages 6556–6576, Mexico City, Mexico. Association for Computational Linguistics.
- Naman Goyal, Cynthia Gao, Vishrav Chaudhary, Peng-Jen Chen, Guillaume Wenzek, Da Ju, Sanjana Krishnan, Marc’Aurelio Ranzato, Francisco Guzmán, and Angela Fan. 2021. The flores-101 evaluation benchmark for low-resource and multilingual machine translation.
- Aaron Grattafiori, Abhimanyu Dubey, Abhinav Jauhri, Abhinav Pandey, Abhishek Kadian, Ahmad Al-Dahle, Aiesha Letman, Akhil Mathur, Alan Schelten, Alex Vaughan, Amy Yang, Angela Fan, Anirudh Goyal, Anthony Hartshorn, Aobo Yang, Archi Mitra, Archie Sravankumar, Artem Korenev, Arthur Hinsvark, and 542 others. 2024. [The llama 3 herd of models](#). *Preprint*, arXiv:2407.21783.
- Rishav Hada, Varun Gumma, Mohamed Ahmed, Kalika Bali, and Sunayana Sitaram. 2024. [METAL: Towards multilingual meta-evaluation](#). In *Findings of the Association for Computational Linguistics: NAACL 2024*, pages 2280–2298, Mexico City, Mexico. Association for Computational Linguistics.
- Tahmid Hasan, Abhik Bhattacharjee, Md. Saiful Islam, Kazi Mubasshir, Yuan-Fang Li, Yong-Bin Kang, M. Sohel Rahman, and Rifat Shahriyar. 2021. [XLsum: Large-scale multilingual abstractive summarization for 44 languages](#). In *Findings of the Association for Computational Linguistics: ACL-IJCNLP 2021*, pages 4693–4703, Online. Association for Computational Linguistics.
- David M. Howcroft, Anya Belz, Miruna-Adriana Clinciu, Dimitra Gkatzia, Sadid A. Hasan, Saad Mahamood, Simon Mille, Emiel van Miltenburg, Sashank Santhanam, and Verena Rieser. 2020. [Twenty years of confusion in human evaluation: NLG needs evaluation sheets and standardised definitions](#). In *Proceedings of the 13th International Conference on Natural Language Generation*, pages 169–182, Dublin, Ireland. Association for Computational Linguistics.
- Mateusz Krubiński and Pavel Pecina. 2022. [From COMET to COMES – can summary evaluation benefit from translation evaluation?](#) In *Proceedings of the 3rd Workshop on Evaluation and Comparison of NLP Systems*, pages 21–31, Online. Association for Computational Linguistics.
- Rensis Likert. 1932. A technique for the measurement of attitudes. *Archives of Psychology*, 140:1–55.
- Chin-Yew Lin. 2004. [ROUGE: A package for automatic evaluation of summaries](#). In *Text Summarization Branches Out*, pages 74–81, Barcelona, Spain. Association for Computational Linguistics.
- Yang Liu, Dan Iter, Yichong Xu, Shuohang Wang, Ruochen Xu, and Chenguang Zhu. 2023. [G-eval: NLG evaluation using gpt-4 with better human alignment](#). In *Proceedings of the 2023 Conference on Empirical Methods in Natural Language Processing*, pages 2511–2522, Singapore. Association for Computational Linguistics.
- Samuel Marks and Max Tegmark. 2024. [The geometry of truth: Emergent linear structure in large language model representations of true/false datasets](#). *Preprint*, arXiv:2310.06824.
- Itai Mondshine, Tzuf Paz-Argaman, and Reut Tsarfaty. 2025. [Beyond n-grams: Rethinking evaluation metrics and strategies for multilingual abstractive summarization](#). In *Proceedings of the 63rd Annual Meeting of the Association for Computational Linguistics (Volume 1: Long Papers)*, pages 19019–19035, Vienna, Austria. Association for Computational Linguistics.
- Long Ouyang, Jeff Wu, Xu Jiang, Diogo Almeida, Carroll L. Wainwright, Pamela Mishkin, Chong Zhang, Sandhini Agarwal, Katarina Slama, Alex Ray, John Schulman, Jacob Hilton, Fraser Kelton, Luke Miller, Maddie Simens, Amanda Askell, Peter Welinder, Paul Christiano, Jan Leike, and Ryan Lowe. 2022. [Training language models to follow instructions with human feedback](#). *Preprint*, arXiv:2203.02155.
- Kishore Papineni, Salim Roukos, Todd Ward, and Wei-Jing Zhu. 2002. [Bleu: a method for automatic evaluation of machine translation](#). In *Proceedings of the 40th Annual Meeting of the Association for Computational Linguistics*, pages 311–318, Philadelphia, Pennsylvania, USA. Association for Computational Linguistics.
- Kiho Park, Yo Joong Choe, and Victor Veitch. 2024. The linear representation hypothesis and the geometry of large language models. In *Proceedings of the 41st International Conference on Machine Learning, ICML’24*. JMLR.org.
- Tzuf Paz-Argaman, Itai Mondshine, Asaf Achi Mordechai, and Reut Tsarfaty. 2025. [Hesum: a novel dataset for abstractive text summarization in hebrew](#). *Preprint*, arXiv:2406.03897.
- Ricardo Rei, Craig Stewart, Ana C Farinha, and Alon Lavie. 2020. [COMET: A neural framework for MT evaluation](#). In *Proceedings of the 2020 Conference on Empirical Methods in Natural Language Processing (EMNLP)*, pages 2685–2702, Online. Association for Computational Linguistics.
- Ananya B. Sai, Akash Kumar Mohankumar, and Mitesh M. Khapra. 2022. [A survey of evaluation](#)

- metrics used for nlg systems. *ACM Comput. Surv.*, 55(2).
- Thibault Sellam, Dipanjan Das, and Ankur Parikh. 2020. **BLEURT: Learning robust metrics for text generation**. In *Proceedings of the 58th Annual Meeting of the Association for Computational Linguistics*, pages 7881–7892, Online. Association for Computational Linguistics.
- Shuqian Sheng, Yi Xu, Tianhang Zhang, Zanwei Shen, Luoyi Fu, Jiaxin Ding, Lei Zhou, Xiaoying Gan, Xinbing Wang, and Chenghu Zhou. 2024. **RepEval: Effective text evaluation with LLM representation**. In *Proceedings of the 2024 Conference on Empirical Methods in Natural Language Processing*, pages 7019–7033, Miami, Florida, USA. Association for Computational Linguistics.
- Hannah Sterz, Fabian David Schmidt, Goran Glavaš, and Ivan Vulić. 2025. **ReCoVeR the target language: Language steering without sacrificing task performance**. In *Findings of the Association for Computational Linguistics: EMNLP 2025*, pages 19390–19405, Suzhou, China. Association for Computational Linguistics.
- Gemini Team, Rohan Anil, Sebastian Borgeaud, Jean-Baptiste Alayrac, Jiahui Yu, Radu Soricut, Johan Schalkwyk, Andrew M. Dai, Anja Hauth, Katie Millican, David Silver, Melvin Johnson, Ioannis Antonoglou, Julian Schrittwieser, Amelia Glaese, Jilin Chen, Emily Pitler, Timothy Lillicrap, Angeliki Lazaridou, and 1332 others. 2025. **Gemini: A family of highly capable multimodal models**. *Preprint*, arXiv:2312.11805.
- Alexander Matt Turner, Lisa Thiergart, Gavin Leech, David Udell, Juan J. Vazquez, Ulisse Mini, and Monte MacDiarmid. 2024. **Steering language models with activation engineering**. *Preprint*, arXiv:2308.10248.
- Ahmet Üstün, Viraat Aryabumi, Zheng Yong, Wei-Yin Ko, Daniel D’souza, Gbemileke Onilude, Neel Bhandari, Shivalika Singh, Hui-Lee Ooi, Amr Kayid, Freddie Vargus, Phil Blunsom, Shayne Longpre, Niklas Muennighoff, Marzieh Fadaee, Julia Kreutzer, and Sara Hooker. 2024. **Aya model: An instruction fine-tuned open-access multilingual language model**. In *Proceedings of the 62nd Annual Meeting of the Association for Computational Linguistics (Volume 1: Long Papers)*, pages 15894–15939, Bangkok, Thailand. Association for Computational Linguistics.
- Chris van der Lee, Albert Gatt, Emiel van Miltenburg, and Emiel Krahmer. 2021. **Human evaluation of automatically generated text: Current trends and best practice guidelines**. *Computer Speech & Language*, 67:101151.
- Weixuan Wang, Minghao Wu, Barry Haddow, and Alexandra Birch. 2025a. **Bridging the language gaps in large language models with inference-time cross-lingual intervention**. In *Proceedings of the 63rd Annual Meeting of the Association for Computational Linguistics (Volume 1: Long Papers)*, pages 5418–5433, Vienna, Austria. Association for Computational Linguistics.
- Xinpeng Wang, Mingyang Wang, Yihong Liu, Hinrich Schütze, and Barbara Plank. 2025b. **Refusal direction is universal across safety-aligned languages**. *Preprint*, arXiv:2505.17306.
- Chris Wendler, Veniamin Veselovsky, Giovanni Monea, and Robert West. 2024. **Do llamas work in English? on the latent language of multilingual transformers**. In *Proceedings of the 62nd Annual Meeting of the Association for Computational Linguistics (Volume 1: Long Papers)*, pages 15366–15394, Bangkok, Thailand. Association for Computational Linguistics.
- Genta Indra Winata, Ruochen Zhang, and David Ifeoluwa Adelani. 2024. **MINERS: Multilingual language models as semantic retrievers**. In *Findings of the Association for Computational Linguistics: EMNLP 2024*, pages 2742–2766, Miami, Florida, USA. Association for Computational Linguistics.
- BigScience Workshop, :, Teven Le Scao, Angela Fan, Christopher Akiki, Ellie Pavlick, Suzana Ilić, Daniel Hesslow, Roman Castagné, Alexandra Sasha Lucic, François Yvon, Matthias Gallé, Jonathan Tow, Alexander M. Rush, Stella Biderman, Albert Webson, Pawan Sasanka Ammanamanchi, Thomas Wang, Benoît Sagot, and 375 others. 2023. **Bloom: A 176b-parameter open-access multilingual language model**. *Preprint*, arXiv:2211.05100.
- Tianyi Zhang, Varsha Kishore, Felix Wu, Kilian Q. Weinberger, and Yoav Artzi. 2020. **Bertscore: Evaluating text generation with bert**. In *International Conference on Learning Representations*.

## A Metrics implementation

In this appendix, we report the metric implementation details, including the used prompts. All code will be made available among publication.

### A.1 Direct prompting

We always prompt the model to generate a score in a 1–5 scale. Starting from a prompt in English, we automatically translate such prompt in the target language using Google translate.

We use an input context of 7,072.

Figures Figure 7, 8, 9, 10, 11, 12, 13, 14, and 15 report the prompts.

### A.2 GPTScore

Figure 16, 17, 18, 19, 20, 21, 22, 23, and 24 report the prompts for GPTScore.

English, coherence

You will be given an article and a summary in {language}.  
Your task is to rate the summary on one metric.  
Please read the instructions carefully.

Evaluation Criteria:  
Coherence (1–5) – the collective quality of all sentences. The summary should be well-structured and well-organized. The summary should not be a heap of related information, but should build from sentence to sentence into a coherent body of information about a topic.

Article: {article}

Summary: {summary}

Your evaluation (1–5):

English, completeness

You will be given an article and a summary in {language}.  
Your task is to rate the summary on one metric.  
Please read the instructions carefully.

Evaluation Criteria:  
Completeness (1–5) - the degree to which the summary covers all important information from the article without omitting key details or adding irrelevant content.

Article: {article}

Summary: {summary}

Your evaluation (1-5):

Figure 7: Prompt for Direct Prompting in English for coherence (top) and completeness (bottom).

Arabic, coherence

سوف تحصل على مقال وملخصه. مهمتك هي تقييم الملخص وفق مقياس واحد (موضح أدناه). يرجى قراءة التعليمات بعناية والرجوع إليها أثناء التقييم.

معايير التقييم:

الاتساق (5–1) — يجب أن يكون الملخص مترابطًا منطقيًا، وأن تتابع الجمل بطريقة تسهل فهم الفكرة العامة.

المقال: {article}

الملخص: {summary}

تقييمك (5–1):

Arabic, completeness

سوف تحصل على مقال وملخصه. مهمتك هي تقييم الملخص وفق مقياس واحد (موضح أدناه). يرجى قراءة التعليمات بعناية والرجوع إليها أثناء التقييم.

معايير التقييم:

الإتِّمَال (5–1) — يجب أن يغطي الملخص المعلومات المهمة من المقال دون إغفال تفاصيل أساسية أو إضافة عناصر غير ذات صلة.

المقال: {article}

الملخص: {summary}

تقييمك (5–1):

Figure 8: Prompt for Direct Prompting in Arabic for coherence (top) and completeness (bottom).

Spanish, coherence

Se le proporcionará un artículo y su resumen. Su tarea es puntuar el resumen según un criterio (indicado abajo). Lea las instrucciones detenidamente y consúltelas durante la evaluación.

Criterios de evaluación:  
Coherencia (1–5) — el resumen debe estar organizado y conectado lógicamente; las oraciones deben fluir para formar un texto comprensible.

Artículo: {article}

Resumen: {summary}

Su calificación (1–5):

Spanish, completeness

Se le proporcionará un artículo y su resumen. Su tarea es puntuar el resumen según un criterio (indicado abajo). Lea las instrucciones detenidamente y consúltelas durante la evaluación.

Criterios de evaluación:  
Compleitud (1–5) — el resumen debe incluir la información y los puntos principales del artículo sin omitir detalles clave ni añadir contenido irrelevante.

Artículo: {article}

Resumen: {summary}

Su calificación (1–5):

Figure 9: Prompt for Direct Prompting in Spanish for coherence (top) and completeness (bottom).

Hebrew, coherence

תקבלו מאמר ואת התקציר שלו. המשימה שלכם היא לדרג את התקציר לפי מדד אחד. קראו בעיון את ההוראות והשתמשו בהן בעת ההערכה.

קריטריוני הערכה:

קוהרנטיות (1–5) — התקציר צריך להיות קשור מבחינה לוגית; המשפטים צריכים לזרום זה לזה ללא צורך סקסט ברור ומסודר.

מאמר מקורי: {article}

סיכום: {summary}

הדירוג שלך (5–1):

Hebrew, completeness

תקבלו מאמר ואת התקציר שלו. המשימה שלכם היא לדרג את התקציר לפי מדד אחד. קראו בעיון את ההוראות והשתמשו בהן בעת ההערכה.

קריטריוני הערכה:

שלמות (1–5) — התקציר צריך לכלול את המידע המרכזי ואת הנקודות החשובות בלי להשמיט פרטים חיוניים או להוסיף חזק לא רלוונטי.

מאמר מקורי: {article}

סיכום: {summary}

הדירוג שלך (5–1):

Figure 10: Prompt for Direct Prompting in Hebrew for coherence (top) and completeness (bottom).

Japanese, coherence

記事とその要約が与えられます。あなたの役割は、以下の基準に従って要約を採点することです。指示をよく読み、評価中に参照してください。

評価基準:

貫性 (1–5) – 要約は論理的につながり、文と文の間の流れが自然で、全体として理解しやすいこと。

元記事: {article}

概要: {summary}

評価 (1–5) :

Japanese, completeness

記事とその要約が与えられます。あなたの役割は、以下の基準に従って要約を採点することです。指示をよく読み、評価中に参照してください。

評価基準:

完全性 (1–5) – 要約は記事の重要な情報と主要なポイントを過不足なく含んでいること。

元記事: {article}

概要: {summary}

評価 (1–5) :

Figure 11: Prompt for Direct Prompting in Japanese for coherence (top) and completeness (bottom).



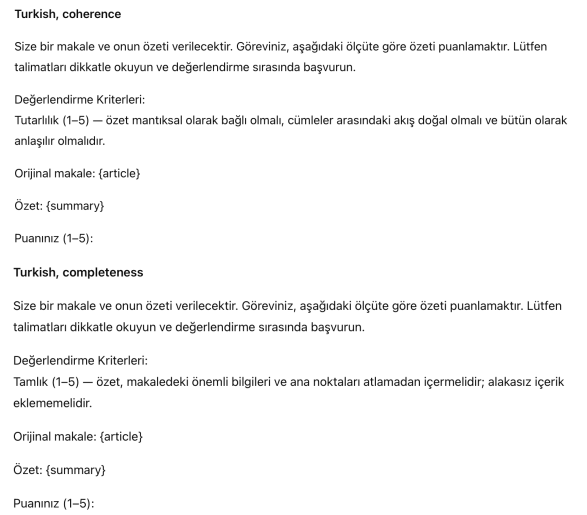


Figure 12: Prompt for Direct Prompting in Japanese for coherence (top) and completeness (bottom).

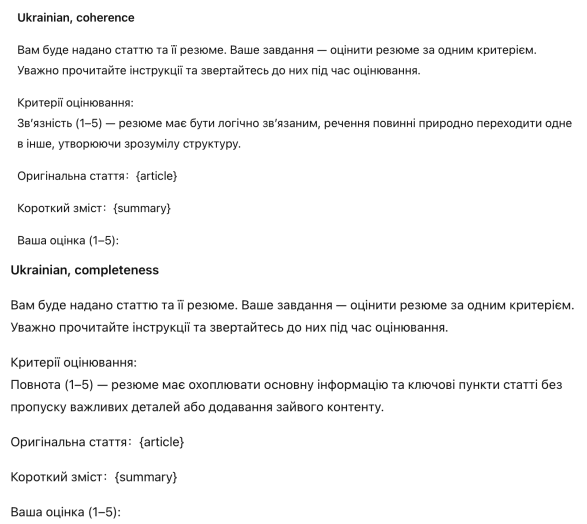


Figure 13: Prompt for Direct Prompting in Ukrainian for coherence (top) and completeness (bottom).

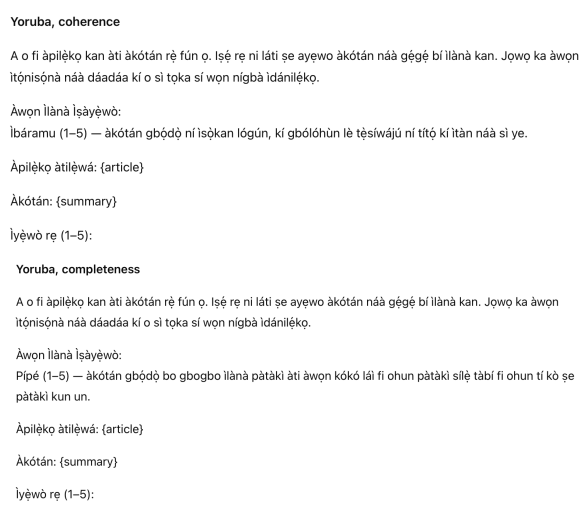


Figure 14: Prompt for Direct Prompting in Yoruba for coherence (top) and completeness (bottom).

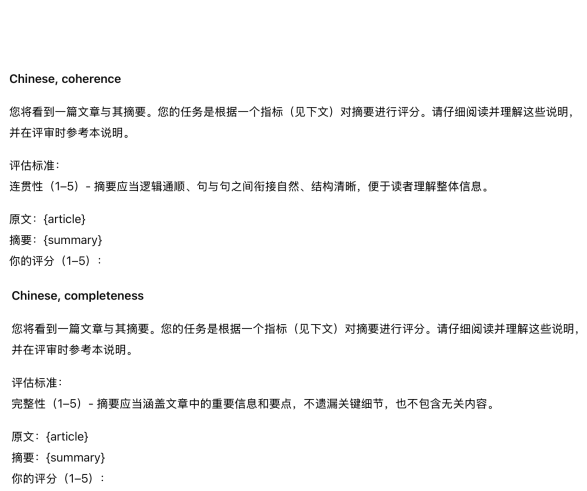


Figure 15: Prompt for Direct Prompting in Chinese for coherence (top) and completeness (bottom).

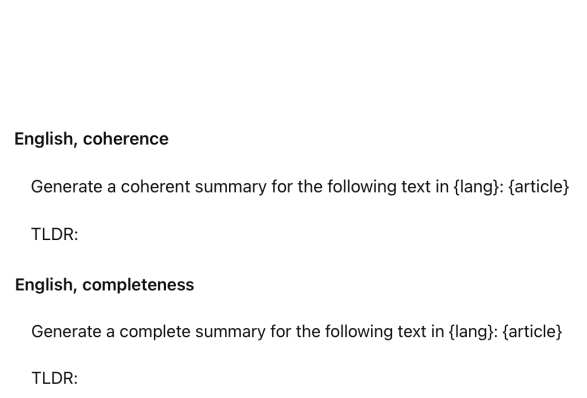


Figure 16: Prompt for GPTScore in English for coherence (top) and completeness (bottom).

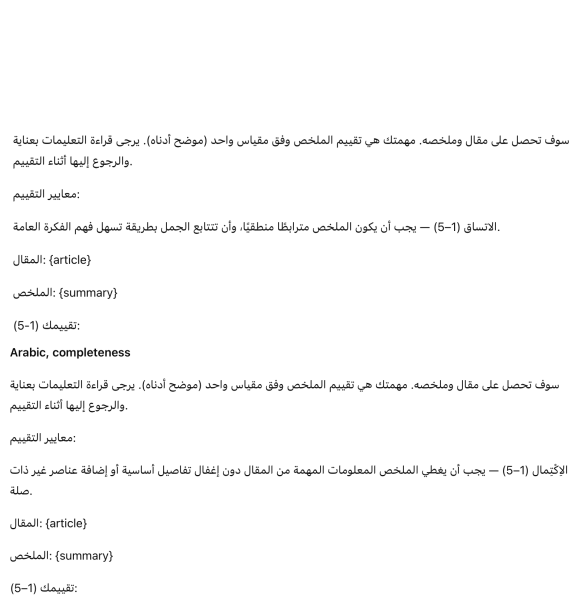


Figure 17: Prompt for GPTScore in Arabic for coherence (top) and completeness (bottom).

**Spanish, coherence**

Genere un resumen coherente del siguiente texto en español: {article}

Resumen:

**Spanish, completeness**

Genere un resumen completo del siguiente texto en español: {article}

Resumen:

Figure 18: Prompt for GPTScore in Spanish for coherence (top) and completeness (bottom).

**Hebrew, coherence**

*(Right-to-left text block)*

צור סיכום קוהרנטי לטקסט הבא בעברית: {article}

סיכום:

**Hebrew, completeness**

צור תקציר מלא לטקסט הבא בעברית: {article}

תקציר:

Figure 19: Prompt for GPTScore in Hebrew for coherence (top) and completeness (bottom).

**Japanese, coherence**

次の日本語のテキストの一貫した要約を生成します: {article}

要約:

**Japanese, completeness**

次の日本語テキストの完全な要約を生成します: {article}

要約:

Figure 20: Prompt for GPTScore in Japanese for coherence (top) and completeness (bottom).

**Turkish, coherence**

Aşağıdaki metnin Türkçe tutarlı bir özetini oluşturun: {article}

Özet:

**Turkish, completeness**

Aşağıdaki metnin Türkçe tam özetini oluşturun: {article}

Özet:

Figure 21: Prompt for GPTScore in Turkish for coherence (top) and completeness (bottom).

**Ukrainian, coherence**

Створіть зв'язний анотація тексту українською мовою: {article}

Анотація:

**Ukrainian, completeness**

Створіть повний виклад наступного тексту українською мовою: {article}

Виклад:

Figure 22: Prompt for GPTScore in Ukrainian for coherence (top) and completeness (bottom).

**Yoruba, coherence**

Ṣe apeṛẹ itọpọ fun ọrọ wọnyi ni ede Yoruba: {article}

Akoṛọ:

**Yoruba, completeness**

Kọ akojọpọ pipe fun ọrọ wọnyi ni ede Yoruba: {article}

Akoṛọ:

Figure 23: Prompt for GPTScore in Yoruba for coherence (top) and completeness (bottom).

**Chinese, coherence**

为以下中文文本生成前后连贯的摘要： {article}

摘要：

**Chinese, completeness**

为以下中文文本生成一段内容完整的摘要： {article}

摘要：

Figure 24: Prompt for GPTScore in Chinese for coherence (top) and completeness (bottom).

Language	Coherence	Completeness
ja	33	40
ar	156	128
he	104	104
tr	187	163
zh	152	161
yo	131	117
es	128	141
ukr	151	151

Table 2: Number of samples with human judgments across languages in [Mondshine et al. \(2025\)](#).

## B Dataset

## C Effect of steering

Table 3 reports the nominal correlation with human judgments and the relative improvement after steering.

## D Steering factors

Table 4 show the relative improvement with all values of  $\sigma$  for aya-exp 8B, steered using the map methodology. Best results are in bold.

Table 5 show the relative improvement with all values of  $\sigma$  for aya-exp 8B, steered using the vector methodology. Best results are in bold.

## E Additional results

### E.1 Direct prompting - Source language prompt

Table 1 reports the correlation of GPTScore when prompting in the target language. Here, we report results when prompting in English.

### E.2 GPTScore - English prompt

Table 1 reports the correlation of GPTScore when prompting in the source language. Here, we report results when prompting in English.

### E.3 Metrics accuracy

[Mondshine et al. \(2025\)](#) degraded around a 1/3 of the model outputs to ensure diversity in their quality. Table 8 reports the proportion of cases where a metric assigns a higher score to the original summary than to its corrupted counterpart.

## F Results using French as target language

Table 9 reports the results when using French as a target language instead of English for the aya-expanse 8B model.

		Coherence								Completeness							
		ar	es	he	ja	tr	ukr	yo	zh	ar	es	he	ja	tr	ukr	yo	zh
<b>COMET</b>																	
wmt22-da	Vector	.11	.23	.04	.14	.11	.14	-.02	.15	.29	.10	.13	.27	.17	.17	.07	.18
	( $\Delta\%$ )	26	2	103	34	318	20	0	6	6	12	43	17	20	1	0	0
	Map	.16	.23	.03	.14	.05	.12	-.05	.14	.33	.09	.09	.26	.15	.16	-.04	.18
	( $\Delta\%$ )	83	3	54	37	99	0	0	0	24	3	0	12	1	0	0	0
<b>Direct Prompting</b>																	
Bloom-7b	Vector	.00	.01	.05	.19	.03	.01	.02	.09	-.12	-.03	.08	.27	-.01	.02	-.04	-.00
	( $\Delta\%$ )	166	141	223	9395	52	123	153	7	11	60	190	319	0	2009	63	95
	Map	.05	.07	-.00	.20	.05	-.05	-.03	.08	-.14	.02	-.04	.10	-.01	.01	-.06	-.01
	( $\Delta\%$ )	894	535	94	10080	183	0	0	0	0	136	60	179	0	1166	33	66
Llama3-8b	Vector	.10	.20	-.01	.25	.09	.20	.13	.21	.23	.03	.00	.39	.18	.16	.26	.15
	( $\Delta\%$ )	9	27	85	2	219	5	62	8	2	19	100	35	31	4	32	4
	Map	.10	.16	.01	.25	.03	.20	.12	.19	.25	.03	-.03	.38	.15	.16	.26	.15
	( $\Delta\%$ )	10	7	131	2	6	5	54	0	7	11	64	31	9	3	31	5
Aya-exp 8b	Vector	-.01	.12	.08	.28	.04	.22	.05	.14	.09	.06	.12	.24	.19	.15	.07	.14
	( $\Delta\%$ )	75	103	182	12	2	4	566	15	786	0	982	16	42	0	1698	2
	Map	-.00	.11	.07	.25	.04	.21	.05	.16	.08	.06	.12	.23	.14	.15	.07	.14
	( $\Delta\%$ )	90	89	177	0	0	1	519	29	740	0	991	8	0	0	1687	0
Aya-exp 32b	Vector	.04	.17	.03	.20	-.02	.19	.10	.18	.21	.02	.04	.35	.12	.12	.07	.14
	( $\Delta\%$ )	15	9	14	15	44	10	0	21	5	16	16	6	27	4	14	23
	Map	.03	.16	.04	.18	-.03	.18	.11	.15	.21	.02	.04	.33	.10	.12	.07	.12
	( $\Delta\%$ )	3	0	24	0	30	0	4	2	9	4	0	1	12	0	11	3
<b>GPTScore</b>																	
Bloom-7b	Vector	.09	.23	-.00	.18	.10	.03	-.04	.20	.20	.08	-.04	.35	.13	-.03	-.08	.14
	( $\Delta\%$ )	77	1	99	37	9	33	0	3	15	2	14	14	8	31	0	4
	Map	.09	.23	-.03	.18	.10	.02	-.04	.23	.19	.08	-.04	.31	.12	.03	-.08	.15
	( $\Delta\%$ )	87	2	64	35	8	0	1	15	8	0	25	3	0	166	0	8
Llama3-8b	Vector	.04	.23	-.04	.18	.07	.14	-.06	.23	.15	.11	.00	.40	.17	.08	-.06	.16
	( $\Delta\%$ )	13	1	7	12	0	5	8	4	8	0	422	49	1	0	0	5
	Map	.04	.23	-.03	.17	.07	.13	-.06	.23	.15	.11	.00	.27	.17	.08	-.06	.15
	( $\Delta\%$ )	5	1	9	2	0	2	0	2	4	0	319	0	3	0	0	0
Aya-exp 8b	Vector	.08	.20	-.02	.18	.09	.15	-.07	.20	.23	.07	.01	.31	.19	.11	-.09	.13
	( $\Delta\%$ )	8	4	17	1	0	7	2	4	1	5	34	2	0	5	2	1
	Map	.08	.20	-.03	.18	.09	.15	-.07	.20	.23	.07	.01	.31	.19	.10	-.09	.13
	( $\Delta\%$ )	4	3	10	0	0	8	2	2	0	3	48	2	0	0	0	4
Aya-exp 32b	Vector	.09	.19	-.05	.15	.08	.14	-.04	.20	.27	.07	.03	.35	.18	.15	-.06	.14
	( $\Delta\%$ )	10	4	0	14	1	2	8	17	9	19	0	4	3	17	17	6
	Map	.08	.18	-.05	.13	.08	.14	-.04	.18	.26	.06	.03	.34	.18	.13	-.07	.13
	( $\Delta\%$ )	1	0	0	3	3	1	3	1	5	0	0	2	2	7	9	5

Table 3: Pearson correlation after steering. We also report  $\Delta\%$ , the relative improvement with respect to the baseline (no steering).

$\sigma$	Coherence								Completeness							
	ar	es	he	ja	tr	ukr	yo	zh	ar	es	he	ja	tr	ukr	yo	zh
<b>Aya-exp 8B – Direct Prompting</b>																
0.00	0.0	0.0	0.0	<b>0.0</b>	<b>0.0</b>	0.0	0.0	0.0	0.0	0.0	0.0	0.0	0.0	0.0	0.0	0.0
0.25	-26.5	14.1	132.4	-11.8	-90.2	0.0	<b>518.7</b>	11.3	-354.6	-56.7	846.7	4.1	-51.9	-28.9	1133.4	-5.7
0.50	62.4	88.3	168.8	-13.0	-119.6	-2.2	510.0	<b>28.5</b>	298.1	-99.3	931.7	6.8	-60.8	-29.8	1531.1	-4.6
0.75	<b>90.2</b>	<b>89.1</b>	173.3	-17.0	-131.3	<b>1.1</b>	504.3	27.3	654.6	-120.8	956.6	<b>8.3</b>	-62.0	-23.6	1651.9	-18.9
1.00	80.7	73.2	<b>176.5</b>	-21.6	-131.4	<b>1.1</b>	495.4	18.2	<b>740.3</b>	-122.5	<b>990.7</b>	1.7	-62.1	-23.1	<b>1687.3</b>	-30.4
<b>Aya-exp 8B – GPTScore</b>																
0.00	0.0	0.0	0.0	<b>0.0</b>	<b>0.0</b>	0.0	<b>0.0</b>	0.0	<b>0.0</b>	<b>0.0</b>	0.0	0.0	<b>0.0</b>	<b>0.0</b>	<b>0.0</b>	0.0
0.25	3.3	1.4	3.9	-1.3	-2.8	3.9	1.8	1.4	-0.3	3.1	33.6	-0.3	-2.3	-5.3	-0.3	0.5
0.50	4.1	2.0	<b>9.6</b>	-3.4	-4.0	7.1	1.3	<b>2.3</b>	-0.3	<b>3.1</b>	<b>48.3</b>	0.3	-3.3	-5.5	-0.5	1.6
0.75	4.3	2.3	5.1	-4.5	-3.5	<b>7.7</b>	1.1	1.5	0.1	-0.3	24.0	1.4	-2.8	-6.6	-0.6	2.8
1.00	<b>4.4</b>	<b>2.6</b>	1.2	-4.6	-2.9	6.6	0.9	1.2	<b>0.4</b>	-2.8	5.5	<b>2.1</b>	-2.6	-7.2	-0.7	<b>4.0</b>

Table 4: Pearson correlation for varying  $\sigma$  values. Values show relative improvement over the baseline ( $\sigma = 0$ ). Bold indicates the best  $\sigma$  per column, including the baseline.



$\rho$	Coherence									Completeness								
	ar	es	he	ja	tr	ukr	yo	zh		ar	es	he	ja	tr	ukr	yo	zh	
<b>Aya – Direct prompting</b>																		
-5.00	53.5	88.6	174.1	-18.1	-137.3	3.6	558.0	-16.8		786.3	-143.1	893.6	5.6	-64.8	-23.1	1698.0	-15.2	
-4.00	48.4	89.4	173.8	-15.7	-130.2	3.1	560.2	-20.9		760.7	-139.9	895.8	6.0	-63.5	-23.5	1633.0	-16.4	
-3.00	41.2	93.3	174.8	-13.4	-117.8	2.2	522.8	-19.3		703.7	-133.4	917.6	5.7	-60.5	-25.1	1550.6	-16.5	
-2.00	25.2	<b>103.0</b>	<b>182.4</b>	-10.0	-101.9	-0.2	496.3	-12.4		564.0	-118.0	948.5	3.2	-53.8	-30.2	1476.1	-12.9	
-1.00	-28.3	84.5	170.5	-4.6	-84.1	-1.3	541.8	-4.6		41.1	-88.4	982.2	2.1	-45.1	-33.9	1168.4	-5.8	
0.00	0.0	0.0	0.0	0.0	0.0	0.0	0.0	0.0		0.0	0.0	0.0	0.0	0.0	0.0	0.0	0.0	
1.00	-6.5	1.8	-24.0	-2.5	-36.9	-30.0	-614.8	2.8		84.1	-0.8	-914.7	-35.0	24.7	-8.7	-1080.4	1.7	
2.00	<b>74.8</b>	-18.3	-32.8	-2.4	-48.7	-24.1	-22.4	8.0		648.6	-29.7	-1066.7	-48.3	29.1	-17.5	-1722.3	1.9	
3.00	63.1	-2.0	-2.2	-0.8	-14.8	-21.7	321.3	<b>15.1</b>		561.4	-18.8	-828.0	-20.4	41.6	-15.1	-1828.3	1.7	
4.00	32.9	43.9	36.6	<b>6.4</b>	<b>2.4</b>	-10.7	471.0	14.5		328.3	-1.7	-608.6	11.3	<b>41.9</b>	-18.0	-2058.5	-3.1	
5.00	16.8	56.3	63.8	12.1	-3.1	-4.6	<b>565.6</b>	12.4		205.4	-8.6	-404.5	<b>15.6</b>	18.7	-18.4	<b>1698.0</b>	-13.8	
<b>Aya – GPTScore</b>																		
-5.00	1.0	4.2	8.4	-5.7	-4.0	6.1	-0.4	3.8		-1.1	2.6	29.8	1.8	-3.0	-6.8	1.0	-2.5	
-4.00	0.9	4.3	7.5	-5.4	-3.7	6.2	0.0	3.3		-1.1	3.2	32.1	1.8	-2.8	-6.7	0.7	-1.4	
-3.00	1.0	4.4	6.6	-5.1	-3.3	6.5	0.5	2.7		-1.1	4.0	34.0	2.0	-2.6	-6.7	0.0	-0.3	
-2.00	1.5	4.3	5.9	-4.6	-2.7	<b>6.6</b>	1.2	1.9		-0.9	<b>4.7</b>	32.6	2.1	-2.0	-7.0	-0.5	0.4	
-1.00	2.2	3.3	3.0	-2.6	-1.2	5.1	1.9	1.1		-0.7	4.3	19.3	1.7	-0.8	-6.6	-0.3	0.8	
0.00	0.0	0.0	0.0	0.0	0.0	0.0	0.0	0.0		0.0	0.0	0.0	0.0	0.0	0.0	0.0	0.0	
1.00	-1.4	-3.7	<b>17.3</b>	0.7	-2.1	-1.5	-3.1	-1.0		-0.4	-7.0	11.1	-1.0	-0.4	<b>4.9</b>	2.1	-0.2	
2.00	2.6	-2.1	12.7	-1.4	-3.0	-4.2	-4.0	-2.8		0.5	-3.5	<b>34.3</b>	-2.1	-0.6	-0.6	0.9	-0.7	
3.00	4.5	-2.4	2.5	-3.6	-1.9	-2.8	-2.1	-3.6		0.5	-2.1	9.4	-2.7	-0.6	-6.6	1.6	-1.1	
4.00	6.5	-3.2	-4.9	-5.3	-0.8	-1.8	-0.6	-3.8		0.9	-3.1	17.8	-2.5	-0.7	-9.3	2.3	-1.2	
5.00	<b>7.5</b>	-3.3	-9.6	-6.5	<b>0.1</b>	-1.2	0.9	-3.8		<b>1.2</b>	-5.8	18.2	-2.0	-0.7	-9.8	<b>2.4</b>	-1.1	

Table 5: Pearson correlation for varying  $\rho$  values. Values show relative improvement over the baseline ( $\rho = 0$ ). Bold indicates the best  $\rho$  per column, including the baseline.

	Coherence									Completeness								
	ar	es	he	ja	tr	ukr	yo	zh		ar	es	he	ja	tr	ukr	yo	zh	
<b>GPTScore</b>																		
Bloom-7b	-.03	<b>.03</b>	<b>0</b>	-.09	-.03	.07	-.06	<b>.11</b>		-.03	<b>0</b>	-.08	.09	-.01	.05	-.08	-.01	
llama3-8b	<b>-.01</b>	-.03	-.03	-.04	<b>.06</b>	.08	<b>.04</b>	-.03		<b>0</b>	-.02	-.06	-.05	.01	.02	<b>.01</b>	.02	
aya expanse 8b	<b>-.01</b>	-.02	<b>0</b>	<b>.20</b>	-.06	<b>.21</b>	.01	<b>.11</b>		<b>.08</b>	-.11	<b>.05</b>	<b>.27</b>	<b>.08</b>	<b>.12</b>	-.05	<b>.10</b>	

Table 6: Pearson correlation using direct prompting, prompting in the source language. Best results per language are in bold.

	Coherence									Completeness								
	ar	es	he	ja	tr	ukr	yo	zh		ar	es	he	ja	tr	ukr	yo	zh	
<b>GPTScore</b>																		
Bloom-7b	.04	<b>.23</b>	<b>-.09</b>	.14	<b>.08</b>	.01	<b>-.04</b>	.19		.16	<b>.09</b>	-.05	<b>.32</b>	.12	-.04	-.08	.14	
llama3-8b	.03	.23	-.04	.16	.07	.12	-.06	<b>.23</b>		.14	.11	-.02	.25	.17	.08	<b>-.06</b>	<b>.15</b>	
aya expanse 8b	<b>.08</b>	.19	-.03	<b>.18</b>	<b>.08</b>	<b>.14</b>	-.07	.23		<b>.23</b>	.07	<b>.01</b>	.30	<b>.19</b>	<b>.10</b>	-.09	.13	

Table 7: Pearson correlation using GPTScore, prompting in English. Best results per language are in bold.

	Coherence									Completeness								
	ar	es	he	ja	tr	ukr	yo	zh		ar	es	he	ja	tr	ukr	yo	zh	
<b>COMET</b>																		
wmt22-comet-da	.97	.95	.93	.47	.96	.96	.36	.94		.96	.95	.93	.44	.95	.96	.31	.93	
<b>Direct prompting</b>																		
Bloom-7b	.28	.30	.22	.2	.36	.51	.29	.83		.26	.31	.22	.31	.44	.49	.31	.82	
Llama3-8b	.98	.96	.36	.87	1	.99	.76	.98		.95	.99	.36	.69	.99	.96	.69	.94	
Aya-exp 8b	.79	.92	.78	.93	.88	.91	.6	.86		.77	0.9	.75	.94	.86	.88	.63	.76	
<b>GPTScore</b>																		
Bloom-7b	.96	.99	.98	.93	.99	.96	.86	1		.96	.98	.97	.94	.99	.94	.81	1	
Llama3-8b	.99	.99	1	1	1	.99	.91	1		.99	.99	1	1	1	.97	.87	1	
Aya-exp 8b	.98	.97	.98	.8	1	.96	.88	.96		.99	.98	.49	.81	.81	.98	.87	.99	

Table 8: Neural metrics performance (accuracy). We consider a scoring accurate when the uncorrupted output is scored higher than the corrupted counterpart.

		Coherence								Completeness							
		ar	es	he	ja	tr	ukr	yo	zh	ar	es	he	ja	tr	ukr	yo	zh
<b>Direct Prompting</b>																	
Aya-exp 8b	Vector	-0.01	0.12	0.06	0.30	0.04	0.22	0.06	0.16	0.06	0.06	0.09	0.30	0.16	0.16	0.07	0.14
	$\Delta\%$ (English target)	75	<b>103</b>	<b>182</b>	12	<b>2</b>	4	566	15	<b>786</b>	0	<b>982</b>	16	<b>42</b>	0	1698	<b>2</b>
	$\Delta\%$ (French target)	<b>77.5</b>	98.3	158.6	<b>17.6</b>	0	<b>4.3</b>	<b>630.3</b>	<b>27.9</b>	593.2	<b>8.4</b>	720.5	<b>42.4</b>	15.2	<b>2.5</b>	<b>1805.7</b>	0
	Map	0.02	0.11	0.05	0.25	0.04	0.21	0.05	0.16	0.09	0.06	0.11	0.22	0.13	0.15	0.07	0.14
	$\Delta\%$ (English target)	90	89	<b>177</b>	0	0	1	519	29	740	0	<b>991</b>	<b>8</b>	0	0	<b>1687</b>	0
	$\Delta\%$ (French target)	<b>136.2</b>	<b>90.3</b>	150.3	0	0	0.7	<b>524.8</b>	<b>30.4</b>	<b>812.8</b>	0	886.7	6.4	0	0	1667.4	0
<b>GPTScore</b>																	
Aya-exp 8b	Vector	0.07	0.20	-0.03	0.18	0.09	0.14	-0.07	0.22	0.23	0.07	0.01	0.31	0.19	0.10	-0.09	0.14
	$\Delta\%$ (English target)	<b>8</b>	<b>4</b>	<b>17</b>	<b>1</b>	0	<b>7</b>	<b>2</b>	4	<b>1</b>	<b>5</b>	<b>34</b>	2	0	<b>5</b>	2	1
	$\Delta\%$ (French target)	1.09	2.41	6.06	0.92	<b>0.17</b>	2.57	2.01	<b>13.47</b>	0.57	3.87	29.72	<b>2.27</b>	<b>0.44</b>	0	<b>3.15</b>	<b>8.72</b>
	Map	0.08	0.20	-0.03	0.18	0.09	0.15	-0.07	0.20	0.23	0.07	0.01	0.31	0.19	0.10	-0.09	0.13
	$\Delta\%$ (English target)	4	3	10	0	0	<b>8</b>	<b>2</b>	2	0	3	48	2	0	0	0	4
	$\Delta\%$ (French target)	<b>4.20</b>	<b>2.80</b>	<b>12.38</b>	0	0	5.99	1.43	<b>2.53</b>	<b>0.94</b>	<b>5.94</b>	<b>61.32</b>	<b>2.15</b>	0	0	0	<b>6.34</b>

Table 9: Pearson correlation after steering with French as target. We also report  $\Delta\%$ , the relative improvement with respect to the baseline (no steering) for both English and French as target. Bold indicates the better target (English vs French) per language.